

ExxonMobil Pipeline Company
301 Old Choate Road
Houston, Texas 77034

RECEIVED
PPRAQD
AIR QUALITY PROGRAM
2010 FEB -1 PM 5:14

Marshall H. Smith
Environmental Advisor
Safety, Health & Environment Department

ExxonMobil
Pipeline

January 25, 2010

Mr. Seree Jairam
Air Quality Division
Broward County Environmental Protection Department
One North University Drive, Suite 230
Plantation, FL 33324

Re: ExxonMobil Oil Corporation Port Everglades Terminal
Request for Title V Operating Permit Renewal
Title V Air Operation Permit No. 0110059-009-AV

Dear Mr. Jairam:

ExxonMobil Pipeline Company (ExxonMobil), on behalf of ExxonMobil Oil Corporation, is submitting the attached application for renewal of the above referenced permit.


If you have any questions or require additional information, please contact me at 281-925-4285.

Sincerely,



Attachment

Application for Title V Air Operating Permit Renewal



Department of Environmental Protection

Division of Air Resource Management

APPLICATION FOR AIR PERMIT - LONG FORM

I. APPLICATION INFORMATION

Air Construction Permit – Use this form to apply for an air construction permit:

- For any required purpose at a facility operating under a federally enforceable state air operation permit (FESOP) or Title V air operation permit;
- For a proposed project subject to prevention of significant deterioration (PSD) review, nonattainment new source review, or maximum achievable control technology (MACT);
- To assume a restriction on the potential emissions of one or more pollutants to escape a requirement such as PSD review, nonattainment new source review, MACT, or Title V; or
- To establish, revise, or renew a plantwide applicability limit (PAL).

Air Operation Permit – Use this form to apply for:

- An initial federally enforceable state air operation permit (FESOP); or
- An initial, revised, or renewal Title V air operation permit.

To ensure accuracy, please see form instructions.

Identification of Facility

1. Facility Owner/Company Name: ExxonMobil Oil Corporation	
2. Site Name: Port Everglades Terminal	
3. Facility Identification Number: 0110059	
4. Facility Location... Street Address or Other Locator: 1150 Spangler Blvd. City: Fort Lauderdale County: Broward Zip Code: 33316	
5. Relocatable Facility? <input type="checkbox"/> Yes <input checked="" type="checkbox"/> No	6. Existing Title V Permitted Facility? <input checked="" type="checkbox"/> Yes <input type="checkbox"/> No

Application Contact

1. Application Contact Name: Marshall H. Smith	
2. Application Contact Mailing Address... Organization/Firm: ExxonMobil Pipeline Company Street Address: 301 Old Choate Road, PL-OC2-249 City: Houston State: Texas Zip Code: 77034	
3. Application Contact Telephone Numbers... Telephone: (281) 925 - 4285 ext. Fax: (281) 925 - 4327	
4. Application Contact E-mail Address: marshall.h.smith@exxonmobil.com	

Application Processing Information (DEP Use)

1. Date of Receipt of Application:	3. PSD Number (if applicable):
2. Project Number(s):	4. Siting Number (if applicable):

APPLICATION INFORMATION

Purpose of Application

This application for air permit is being submitted to obtain: (Check one)

Air Construction Permit

- Air construction permit.
- Air construction permit to establish, revise, or renew a plantwide applicability limit (PAL).
- Air construction permit to establish, revise, or renew a plantwide applicability limit (PAL), and separate air construction permit to authorize construction or modification of one or more emissions units covered by the PAL.

Air Operation Permit

- Initial Title V air operation permit.
- Title V air operation permit revision.
- Title V air operation permit renewal.
- Initial federally enforceable state air operation permit (FESOP) where professional engineer (PE) certification is required.
- Initial federally enforceable state air operation permit (FESOP) where professional engineer (PE) certification is not required.

Air Construction Permit and Revised/Renewal Title V Air Operation Permit (Concurrent Processing)

- Air construction permit and Title V permit revision, incorporating the proposed project.
- Air construction permit and Title V permit renewal, incorporating the proposed project.

Note: By checking one of the above two boxes, you, the applicant, are requesting concurrent processing pursuant to Rule 62-213.405, F.A.C. In such case, you must also check the following box:

- I hereby request that the department waive the processing time requirements of the air construction permit to accommodate the processing time frames of the Title V air operation permit.

Application Comment

This Title V air operation permit renewal application is being submitted in order to renew existing Title V Operation Permit 00110059-009-AV (issued 12/31/2009). No changes to the permit are being requested as a part of this renewal request.

APPLICATION INFORMATION

Scope of Application

Emissions Unit ID Number	Description of Emissions Unit	Air Permit Type	Air Permit Processing Fee
-012	Gasoline Loading Rack with Two (2) Vapor Recovery Units (VRU)	Title V renewal	none
-011	Floating Roof Storage Tanks	Title V renewal	none
-016	Facility Piping and Components	Title V renewal	none

Application Processing Fee

Check one: Attached - Amount: \$ _____ Not Applicable

APPLICATION INFORMATION

Owner/Authorized Representative Statement


Complete if applying for an air construction permit or an initial FESOP.

1. Owner/Authorized Representative Name :
2. Owner/Authorized Representative Mailing Address... Organization/Firm: Street Address: City: State: Zip Code:
3. Owner/Authorized Representative Telephone Numbers... Telephone: () - ext. Fax: () -
4. Owner/Authorized Representative E-mail Address:
5. Owner/Authorized Representative Statement: <i>I, the undersigned, am the owner or authorized representative of the corporation, partnership, or other legal entity submitting this air permit application. To the best of my knowledge, the statements made in this application are true, accurate and complete, and any estimates of emissions reported in this application are based upon reasonable techniques for calculating emissions. I understand that a permit, if granted by the department, cannot be transferred without authorization from the department.</i> _____ Signature _____ Date

APPLICATION INFORMATION

Application Responsible Official Certification

Complete if applying for an initial, revised, or renewal Title V air operation permit or concurrent processing of an air construction permit and revised or renewal Title V air operation permit. If there are multiple responsible officials, the "application responsible official" need not be the "primary responsible official."


1. Application Responsible Official Name: Peter M. Colon
2. Application Responsible Official Qualification (Check one or more of the following options, as applicable): <input checked="" type="checkbox"/> For a corporation, the president, secretary, treasurer, or vice-president of the corporation in charge of a principal business function, or any other person who performs similar policy or decision-making functions for the corporation, or a duly authorized representative of such person if the representative is responsible for the overall operation of one or more manufacturing, production, or operating facilities applying for or subject to a permit under Chapter 62-213, F.A.C. <input type="checkbox"/> For a partnership or sole proprietorship, a general partner or the proprietor, respectively. <input type="checkbox"/> For a municipality, county, state, federal, or other public agency, either a principal executive officer or ranking elected official. <input type="checkbox"/> The designated representative at an Acid Rain source, CAIR source, or Hg Budget source.
3. Application Responsible Official Mailing Address... Organization/Firm: ExxonMobil Oil Corporation Street Address: One Alhambra Plaza, Columbus Center, Suite 900 City: Miami State: FL Zip Code: 33134
4. Application Responsible Official Telephone Numbers... Telephone: (305) 459 - 6369 ext. Fax: (305) 459 - 6409
5. Application Responsible Official E-mail Address: peter.m.colon@exxonmobil.com
6. Application Responsible Official Certification: <i>I, the undersigned, am a responsible official of the Title V source addressed in this air permit application. I hereby certify, based on information and belief formed after reasonable inquiry, that the statements made in this application are true, accurate and complete and that, to the best of my knowledge, any estimates of emissions reported in this application are based upon reasonable techniques for calculating emissions. The air pollutant emissions units and air pollution control equipment described in this application will be operated and maintained so as to comply with all applicable standards for control of air pollutant emissions found in the statutes of the State of Florida and rules of the Department of Environmental Protection and revisions thereof and all other applicable requirements identified in this application to which the Title V source is subject. I understand that a permit, if granted by the department, cannot be transferred without authorization from the department, and I will promptly notify the department upon sale or legal transfer of the facility or any permitted emissions unit. Finally, I certify that the facility and each emissions unit are in compliance with all applicable requirements to which they are subject, except as identified in compliance plan(s) submitted with this application.</i>  Signature <u>01-20-10</u> Date

APPLICATION INFORMATION

Professional Engineer Certification

1. Professional Engineer Name: Pressley Lynn Campbell Registration Number: 36327
2. Professional Engineer Mailing Address... Organization/Firm: Conestoga-Rovers and Associates, Inc. Street Address: 4875 South Sherwood Forest Boulevard City: Baton Rouge State: Louisiana Zip Code: 70816
3. Professional Engineer Telephone Numbers... Telephone: (225) 296 - 6560 - ext. Fax: (225) 292 - 3614
4. Professional Engineer E-mail Address: pcampbell@CRAworld.com
5. Professional Engineer Statement: <i>I, the undersigned, hereby certify, except as particularly noted herein*, that:</i> <i>(1) To the best of my knowledge, there is reasonable assurance that the air pollutant emissions unit(s) and the air pollution control equipment described in this application for air permit, when properly operated and maintained, will comply with all applicable standards for control of air pollutant emissions found in the Florida Statutes and rules of the Department of Environmental Protection; and</i> <i>(2) To the best of my knowledge, any emission estimates reported or relied on in this application are true, accurate, and complete and are either based upon reasonable techniques available for calculating emissions or, for emission estimates of hazardous air pollutants not regulated for an emissions unit addressed in this application, based solely upon the materials, information and calculations submitted with this application.</i> <i>(3) If the purpose of this application is to obtain a Title V air operation permit (check here <input checked="" type="checkbox"/>, if so), I further certify that each emissions unit described in this application for air permit, when properly operated and maintained, will comply with the applicable requirements identified in this application to which the unit is subject, except those emissions units for which a compliance plan and schedule is submitted with this application.</i> <i>(4) If the purpose of this application is to obtain an air construction permit (check here <input type="checkbox"/>, if so) or concurrently process and obtain an air construction permit and a Title V air operation permit revision or renewal for one or more proposed new or modified emissions units (check here <input type="checkbox"/>, if so), I further certify that the engineering features of each such emissions unit described in this application have been designed or examined by me or individuals under my direct supervision and found to be in conformity with sound engineering principles applicable to the control of emissions of the air pollutants characterized in this application.</i> <i>(5) If the purpose of this application is to obtain an initial air operation permit or operation permit revision or renewal for one or more newly constructed or modified emissions units (check here <input type="checkbox"/>, if so), I further certify that, with the exception of any changes detailed as part of this application, each such emissions unit has been constructed or modified in substantial accordance with the information given in the corresponding application for air construction permit and with all provisions contained in such permit.</i> Signature <u>Pressley Lynn Campbell</u> Date <u>1/14/2010</u> (seal)

* Attach any exception to certification statement.



II. FACILITY INFORMATION

A. GENERAL FACILITY INFORMATION

Facility Location and Type

1. Facility UTM Coordinates...		2. Facility Latitude/Longitude...	
Zone 17	East (km) 587.0 North (km) 2885.9	Latitude (DD/MM/SS) 26 / 05 / 30 Longitude (DD/MM/SS) 80 / 08 / 00	
3. Governmental Facility Code:	4. Facility Status Code:	5. Facility Major Group SIC Code:	6. Facility SIC(s):
0	A	51	
7. Facility Comment :			

Facility Contact

1. Facility Contact Name: Jon Hester
2. Facility Contact Mailing Address... Organization/Firm: ExxonMobil Port Everglades Terminal Street Address: P.O. Box 350277 City: Fort Lauderdale State: Florida Zip Code: 33335 - 0277
3. Facility Contact Telephone Numbers: Telephone: (954) 713 - 3302 ext. Fax: (954) 522 - 4382
4. Facility Contact E-mail Address: jon.w.hester@exxonmobil.com

Facility Primary Responsible Official

Complete if an "application responsible official" is identified in Section I that is not the facility "primary responsible official."

1. Facility Primary Responsible Official Name:
2. Facility Primary Responsible Official Mailing Address... Organization/Firm: Street Address: City: State: Zip Code:
3. Facility Primary Responsible Official Telephone Numbers... Telephone: () - ext. Fax: () -
4. Facility Primary Responsible Official E-mail Address:

FACILITY INFORMATION

Facility Regulatory Classifications

Check all that would apply *following* completion of all projects and implementation of all other changes proposed in this application for air permit. Refer to instructions to distinguish between a “major source” and a “synthetic minor source.”

1.	<input type="checkbox"/> Small Business Stationary Source	<input type="checkbox"/> Unknown
2.	<input type="checkbox"/> Synthetic Non-Title V Source	
3.	<input checked="" type="checkbox"/> Title V Source	
4.	<input checked="" type="checkbox"/> Major Source of Air Pollutants, Other than Hazardous Air Pollutants (HAPs)	
5.	<input type="checkbox"/> Synthetic Minor Source of Air Pollutants, Other than HAPs	
6.	<input type="checkbox"/> Major Source of Hazardous Air Pollutants (HAPs)	
7.	<input checked="" type="checkbox"/> Synthetic Minor Source of HAPs	
8.	<input checked="" type="checkbox"/> One or More Emissions Units Subject to NSPS (40 CFR Part 60)	
9.	<input type="checkbox"/> One or More Emissions Units Subject to Emission Guidelines (40 CFR Part 60)	
10.	<input checked="" type="checkbox"/> One or More Emissions Units Subject to NESHAP (40 CFR Part 61 or Part 63)	
11.	<input type="checkbox"/> Title V Source Solely by EPA Designation (40 CFR 70.3(a)(5))	
12.	<p>Facility Regulatory Classifications Comment:</p> <p>Self-imposed storage tank throughput limits (EU-011) and loading rack throughput limits (EU-012) contribute to maintain the facility status as a synthetic minor source for HAPs.</p>	

FACILITY INFORMATION

List of Pollutants Emitted by Facility

1. Pollutant Emitted	2. Pollutant Classification	3. Emissions Cap [Y or N]?
Volatile Organic Compounds (VOC)	A	N

FACILITY INFORMATION

B. EMISSIONS CAPS

Facility-Wide or Multi-Unit Emissions Caps

1. Pollutant Subject to Emissions Cap	2. Facility-Wide Cap [Y or N]? (all units)	3. Emissions Unit ID's Under Cap (if not all units)	4. Hourly Cap (lb/hr)	5. Annual Cap (ton/yr)	6. Basis for Emissions Cap

7. Facility-Wide or Multi-Unit Emissions Cap Comment:

FACILITY INFORMATION

C. FACILITY ADDITIONAL INFORMATION

Additional Requirements for All Applications, Except as Otherwise Stated

1. Facility Plot Plan: (Required for all permit applications, except Title V air operation permit revision applications if this information was submitted to the department within the previous five years and would not be altered as a result of the revision being sought) <input type="checkbox"/> Attached, Document ID: _____ <input checked="" type="checkbox"/> Previously Submitted, Date: <u>10/31/2007</u>
2. Process Flow Diagram(s): (Required for all permit applications, except Title V air operation permit revision applications if this information was submitted to the department within the previous five years and would not be altered as a result of the revision being sought) <input type="checkbox"/> Attached, Document ID: _____ <input checked="" type="checkbox"/> Previously Submitted, Date: <u>10/31/2007</u>
3. Precautions to Prevent Emissions of Unconfined Particulate Matter: (Required for all permit applications, except Title V air operation permit revision applications if this information was submitted to the department within the previous five years and would not be altered as a result of the revision being sought) <input type="checkbox"/> Attached, Document ID: _____ <input checked="" type="checkbox"/> Previously Submitted, Date: <u>9/20/2004</u>

Additional Requirements for Air Construction Permit Applications

1. Area Map Showing Facility Location: <input type="checkbox"/> Attached, Document ID: _____ <input checked="" type="checkbox"/> Not Applicable (existing permitted facility)
2. Description of Proposed Construction, Modification, or Plantwide Applicability Limit (PAL): <input type="checkbox"/> Attached, Document ID: <u>Not applicable</u>
3. Rule Applicability Analysis: <input type="checkbox"/> Attached, Document ID: <u>Not applicable</u>
4. List of Exempt Emissions Units: <input type="checkbox"/> Attached, Document ID: _____ <input checked="" type="checkbox"/> Not Applicable (no exempt units at facility)
5. Fugitive Emissions Identification: <input type="checkbox"/> Attached, Document ID: _____ <input checked="" type="checkbox"/> Not Applicable
6. Air Quality Analysis (Rule 62-212.400(7), F.A.C.): <input type="checkbox"/> Attached, Document ID: _____ <input checked="" type="checkbox"/> Not Applicable
7. Source Impact Analysis (Rule 62-212.400(5), F.A.C.): <input type="checkbox"/> Attached, Document ID: _____ <input checked="" type="checkbox"/> Not Applicable
8. Air Quality Impact since 1977 (Rule 62-212.400(4)(e), F.A.C.): <input type="checkbox"/> Attached, Document ID: _____ <input checked="" type="checkbox"/> Not Applicable
9. Additional Impact Analyses (Rules 62-212.400(8) and 62-212.500(4)(e), F.A.C.): <input type="checkbox"/> Attached, Document ID: _____ <input checked="" type="checkbox"/> Not Applicable
10. Alternative Analysis Requirement (Rule 62-212.500(4)(g), F.A.C.): <input type="checkbox"/> Attached, Document ID: _____ <input checked="" type="checkbox"/> Not Applicable

FACILITY INFORMATION

C. FACILITY ADDITIONAL INFORMATION (CONTINUED)

Additional Requirements for FESOP Applications

1. List of Exempt Emissions Units: <input type="checkbox"/> Attached, Document ID: _____ <input checked="" type="checkbox"/> Not Applicable (no exempt units at facility)
--

Additional Requirements for Title V Air Operation Permit Applications

1. List of Insignificant Activities: (Required for initial/renewal applications only) <input checked="" type="checkbox"/> Attached, Document ID: <u>II.C-1</u> <input type="checkbox"/> Not Applicable (revision application)
2. Identification of Applicable Requirements: (Required for initial/renewal applications, and for revision applications if this information would be changed as a result of the revision being sought) <input checked="" type="checkbox"/> Attached, Document ID: <u>II.C-2</u> <input type="checkbox"/> Not Applicable (revision application with no change in applicable requirements)
3. Compliance Report and Plan: (Required for all initial/revision/renewal applications) <input checked="" type="checkbox"/> Attached, Document ID: <u>II.C-3</u> Note: A compliance plan must be submitted for each emissions unit that is not in compliance with all applicable requirements at the time of application and/or at any time during application processing. The department must be notified of any changes in compliance status during application processing.
4. List of Equipment/Activities Regulated under Title VI: (If applicable, required for initial/renewal applications only) <input type="checkbox"/> Attached, Document ID: _____ <input type="checkbox"/> Equipment/Activities Onsite but Not Required to be Individually Listed <input checked="" type="checkbox"/> Not Applicable
5. Verification of Risk Management Plan Submission to EPA: (If applicable, required for initial/renewal applications only) <input type="checkbox"/> Attached, Document ID: _____ <input checked="" type="checkbox"/> Not Applicable
6. Requested Changes to Current Title V Air Operation Permit: <input type="checkbox"/> Attached, Document ID: _____ <input checked="" type="checkbox"/> Not Applicable

FACILITY INFORMATION

C. FACILITY ADDITIONAL INFORMATION (CONTINUED)

Additional Requirements for Facilities Subject to Acid Rain, CAIR, or Hg Budget Program

1. Acid Rain Program Forms:

Acid Rain Part Application (DEP Form No. 62-210.900(1)(a)):

Attached, Document ID: _____ Previously Submitted, Date: _____

Not Applicable (not an Acid Rain source)

Phase II NO_x Averaging Plan (DEP Form No. 62-210.900(1)(a)1.):

Attached, Document ID: _____ Previously Submitted, Date: _____

Not Applicable

New Unit Exemption (DEP Form No. 62-210.900(1)(a)2.):

Attached, Document ID: _____ Previously Submitted, Date: _____

Not Applicable

2. CAIR Part (DEP Form No. 62-210.900(1)(b)):

Attached, Document ID: _____ Previously Submitted, Date: _____

Not Applicable (not a CAIR source)

3. Hg Budget Part (DEP Form No. 62-210.900(1)(c)):

Attached, Document ID: _____ Previously Submitted, Date: _____

Not Applicable (not a Hg Budget unit)

Additional Requirements Comment

EMISSIONS UNIT INFORMATION

Section [] of []

III. EMISSIONS UNIT INFORMATION

Title V Air Operation Permit Application - For Title V air operation permitting only, emissions units are classified as regulated, unregulated, or insignificant. If this is an application for an initial, revised or renewal Title V air operation permit, a separate Emissions Unit Information Section (including subsections A through I as required) must be completed for each regulated and unregulated emissions unit addressed in this application. Some of the subsections comprising the Emissions Unit Information Section of the form are optional for unregulated emissions units. Each such subsection is appropriately marked. Insignificant emissions units are required to be listed at Section II, Subsection C.

Air Construction Permit or FESOP Application - For air construction permitting or federally enforceable state air operation permitting, emissions units are classified as either subject to air permitting or exempt from air permitting. The concept of an "unregulated emissions unit" does not apply. If this is an application for an air construction permit or FESOP, a separate Emissions Unit Information Section (including subsections A through I as required) must be completed for each emissions unit subject to air permitting addressed in this application for air permit. Emissions units exempt from air permitting are required to be listed at Section II, Subsection C.

Air Construction Permit and Revised/Renewal Title V Air Operation Permit Application - Where this application is used to apply for both an air construction permit and a revised or renewal Title V air operation permit, each emissions unit is classified as either subject to air permitting or exempt from air permitting for air construction permitting purposes, and as regulated, unregulated, or insignificant for Title V air operation permitting purposes. A separate Emissions Unit Information Section (including subsections A through I as required) must be completed for each emissions unit addressed in this application that is subject to air construction permitting and for each such emissions unit that is a regulated or unregulated unit for purposes of Title V permitting. (An emissions unit may be exempt from air construction permitting but still be classified as an unregulated unit for Title V purposes.) Emissions units classified as insignificant for Title V purposes are required to be listed at Section II, Subsection C.

If submitting the application form in hard copy, the number of this Emissions Unit Information Section and the total number of Emissions Unit Information Sections submitted as part of this application must be indicated in the space provided at the top of each page.

EMISSIONS UNIT INFORMATION

Section [1] of [3]

A. GENERAL EMISSIONS UNIT INFORMATION

Title V Air Operation Permit Emissions Unit Classification

1. Regulated or Unregulated Emissions Unit? (Check one, if applying for an initial, revised or renewal Title V air operation permit. Skip this item if applying for an air construction permit or FESOP only.)

The emissions unit addressed in this Emissions Unit Information Section is a regulated emissions unit.

The emissions unit addressed in this Emissions Unit Information Section is an unregulated emissions unit.

Emissions Unit Description and Status

Type of Emissions Unit Addressed in this Section: (Check one)

This Emissions Unit Information Section addresses, as a single emissions unit, a single process or production unit, or activity, which produces one or more air pollutants and which has at least one definable emission point (stack or vent).

This Emissions Unit Information Section addresses, as a single emissions unit, a group of process or production units and activities which has at least one definable emission point (stack or vent) but may also produce fugitive emissions.

This Emissions Unit Information Section addresses, as a single emissions unit, one or more process or production units and activities which produce fugitive emissions only.

2. Description of Emissions Unit Addressed in this Section:

Floating Roof Storage Tanks

3. Emissions Unit Identification Number: **011**

4. Emissions Unit Status Code: A	5. Commence Construction Date: n/a	6. Initial Startup Date: n/a	7. Emissions Unit Major Group SIC Code: 51
--	--	--	--

8. Federal Program Applicability: (Check all that apply)

Acid Rain Unit

CAIR Unit

Hg Budget Unit

9. Package Unit:
Manufacturer: **n/a** Model Number: **n/a**

10. Generator Nameplate Rating: **n/a** MW

11. Emissions Unit Comment:

EMISSIONS UNIT INFORMATION

Section [1] of [3]

Emissions Unit Control Equipment/Method: Control 1 of 1

1. Control Equipment/Method Description: Tanks #11 through #16 have one of the following IFR seal types: 1. liquid-mounted seal 2. double seal 3. mechanical shoe seal
2. Control Device or Method Code: 99

Emissions Unit Control Equipment/Method: Control ___ of ___

1. Control Equipment/Method Description:
2. Control Device or Method Code:

Emissions Unit Control Equipment/Method: Control ___ of ___

1. Control Equipment/Method Description:
2. Control Device or Method Code:

Emissions Unit Control Equipment/Method: Control ___ of ___

1. Control Equipment/Method Description:
2. Control Device or Method Code:

EMISSIONS UNIT INFORMATION

Section [1] of [3]

B. EMISSIONS UNIT CAPACITY INFORMATION

(Optional for unregulated emissions units.)

Emissions Unit Operating Capacity and Schedule

1. Maximum Process or Throughput Rate: 900,000,000 gallons/year
2. Maximum Production Rate: n/a
3. Maximum Heat Input Rate: n/a million Btu/hr
4. Maximum Incineration Rate: n/a pounds/hr n/a tons/day
5. Requested Maximum Operating Schedule: 24 hours/day 7 days/week 52 weeks/year 8760 hours/year
6. Operating Capacity/Schedule Comment: Maximum throughput rate specified is the self-imposed combined gasoline and ethanol throughput for all tanks in this Emissions Unit.

EMISSIONS UNIT INFORMATION

Section [1] of [3]

C. EMISSION POINT (STACK/VENT) INFORMATION

(Optional for unregulated emissions units.)

Emission Point Description and Type

1. Identification of Point on Plot Plan or Flow Diagram: n/a		2. Emission Point Type Code: 3	
3. Descriptions of Emission Points Comprising this Emissions Unit for VE Tracking: Tank #1, Tank #2, Tank #3, Tank #4, Tank #5, Tank #11, Tank #12, Tank #13, Tank #14, Tank #15, Tank #16			
4. ID Numbers or Descriptions of Emission Units with this Emission Point in Common: n/a			
5. Discharge Type Code: R	6. Stack Height: Feet	7. Exit Diameter: Feet	
8. Exit Temperature: Ambient °F	9. Actual Volumetric Flow Rate: acfm	10. Water Vapor: %	
11. Maximum Dry Standard Flow Rate: dscfm		12. Nonstack Emission Point Height: 48 feet	
13. Emission Point UTM Coordinates... Zone: East (km): North (km):		14. Emission Point Latitude/Longitude... Latitude (DD/MM/SS) Longitude (DD/MM/SS)	
15. Emission Point Comment:			

EMISSIONS UNIT INFORMATION

Section [1] of [3]

D. SEGMENT (PROCESS/FUEL) INFORMATION

Segment Description and Rate: Segment 1 of 2

1. Segment Description (Process/Fuel Type): Petroleum and Solvent Evaporation Petroleum Product Storage at Refineries Floating Roof Tanks (varying sizes) Gasoline RVP 13/10/7: Withdrawal Loss (67000 bbl. Tank size)		
2. Source Classification Code (SCC): 40301107		3. SCC Units: 1000 gallons gasoline throughput
4. Maximum Hourly Rate: 66	5. Maximum Annual Rate: 900,000	6. Estimated Annual Activity Factor:
7. Maximum % Sulfur:	8. Maximum % Ash:	9. Million Btu per SCC Unit:
10. Segment Comment: Self-imposed throughput of 900,000,000 gallons per year for storage tanks.		

Segment Description and Rate: Segment 1 of 2

1. Segment Description (Process/Fuel Type): Petroleum and Solvent Evaporation Petroleum Product Storage at Refineries Floating Roof Tanks (varying sizes) Gasoline: Standing Loss - Internal		
2. Source Classification Code (SCC): 40301151		3. SCC Units: 1000 Gallon-Years Gasoline Storage Capacity
4. Maximum Hourly Rate:	5. Maximum Annual Rate:	6. Estimated Annual Activity Factor: 21,692
7. Maximum % Sulfur:	8. Maximum % Ash:	9. Million Btu per SCC Unit:
10. Segment Comment:		

EMISSIONS UNIT INFORMATION

Section [1] of [3]

D. SEGMENT (PROCESS/FUEL) INFORMATION (CONTINUED)

Segment Description and Rate: Segment __ of __

1. Segment Description (Process/Fuel Type):		
2. Source Classification Code (SCC):		3. SCC Units:
4. Maximum Hourly Rate:	5. Maximum Annual Rate:	6. Estimated Annual Activity Factor:
7. Maximum % Sulfur:	8. Maximum % Ash:	9. Million Btu per SCC Unit:
10. Segment Comment:		

Segment Description and Rate: Segment __ of __

1. Segment Description (Process/Fuel Type):		
2. Source Classification Code (SCC):		3. SCC Units:
4. Maximum Hourly Rate:	5. Maximum Annual Rate:	6. Estimated Annual Activity Factor:
7. Maximum % Sulfur:	8. Maximum % Ash:	9. Million Btu per SCC Unit:
10. Segment Comment:		

EMISSIONS UNIT INFORMATION

Section [1] of [3]

E. EMISSIONS UNIT POLLUTANTS

List of Pollutants Emitted by Emissions Unit

1. Pollutant Emitted	2. Primary Control Device Code	3. Secondary Control Device Code	4. Pollutant Regulatory Code
VOC	91	n/a	EL

**F1. EMISSIONS UNIT POLLUTANT DETAIL INFORMATION –
 POTENTIAL, FUGITIVE, AND ACTUAL EMISSIONS**
 (Optional for unregulated emissions units.)

Complete a Subsection F1 for each pollutant identified in Subsection E if applying for an air construction permit or concurrent processing of an air construction permit and a revised or renewal Title V operation permit. Complete for each emissions-limited pollutant identified in Subsection E if applying for an air operation permit.

Potential, Estimated Fugitive, and Baseline & Projected Actual Emissions

1. Pollutant Emitted:		2. Total Percent Efficiency of Control:	
3. Potential Emissions: lb/hour		tons/year	4. Synthetically Limited? <input type="checkbox"/> Yes <input type="checkbox"/> No
5. Range of Estimated Fugitive Emissions (as applicable): to tons/year			
6. Emission Factor: Reference:		7. Emissions Method Code:	
8.a. Baseline Actual Emissions (if required): tons/year		8.b. Baseline 24-month Period: From: To:	
9.a. Projected Actual Emissions (if required): tons/year		9.b. Projected Monitoring Period: <input type="checkbox"/> 5 years <input type="checkbox"/> 10 years	
10. Calculation of Emissions:			
11. Potential, Fugitive, and Actual Emissions Comment:			

**F2. EMISSIONS UNIT POLLUTANT DETAIL INFORMATION -
ALLOWABLE EMISSIONS**

Complete Subsection F2 if the pollutant identified in Subsection F1 is or would be subject to a numerical emissions limitation.

Allowable Emissions Allowable Emissions __ of __

1. Basis for Allowable Emissions Code:	2. Future Effective Date of Allowable Emissions:
3. Allowable Emissions and Units:	4. Equivalent Allowable Emissions: lb/hour tons/year
5. Method of Compliance:	
6. Allowable Emissions Comment (Description of Operating Method):	

Allowable Emissions Allowable Emissions __ of __

1. Basis for Allowable Emissions Code:	2. Future Effective Date of Allowable Emissions:
3. Allowable Emissions and Units:	4. Equivalent Allowable Emissions: lb/hour tons/year
5. Method of Compliance:	
6. Allowable Emissions Comment (Description of Operating Method):	

Allowable Emissions Allowable Emissions __ of __

1. Basis for Allowable Emissions Code:	2. Future Effective Date of Allowable Emissions:
3. Allowable Emissions and Units:	4. Equivalent Allowable Emissions: lb/hour tons/year
5. Method of Compliance:	
6. Allowable Emissions Comment (Description of Operating Method):	

EMISSIONS UNIT INFORMATION

Section [1] of [3]

H. CONTINUOUS MONITOR INFORMATION

Complete Subsection H if this emissions unit is or would be subject to continuous monitoring.

Continuous Monitoring System: Continuous Monitor ___ of ___

1. Parameter Code:	2. Pollutant(s):
3. CMS Requirement:	<input type="checkbox"/> Rule <input type="checkbox"/> Other
4. Monitor Information... Manufacturer: Model Number:	Serial Number:
5. Installation Date:	6. Performance Specification Test Date:
7. Continuous Monitor Comment:	

Continuous Monitoring System: Continuous Monitor ___ of ___

1. Parameter Code:	2. Pollutant(s):
3. CMS Requirement:	<input type="checkbox"/> Rule <input type="checkbox"/> Other
4. Monitor Information... Manufacturer: Model Number:	Serial Number:
5. Installation Date:	6. Performance Specification Test Date:
7. Continuous Monitor Comment:	

EMISSIONS UNIT INFORMATION

Section [1] of [3]

H. CONTINUOUS MONITOR INFORMATION (CONTINUED)

Continuous Monitoring System: Continuous Monitor ___ of ___

1. Parameter Code:	2. Pollutant(s):
3. CMS Requirement:	<input type="checkbox"/> Rule <input type="checkbox"/> Other
4. Monitor Information... Manufacturer: Model Number: Serial Number:	
5. Installation Date:	6. Performance Specification Test Date:
7. Continuous Monitor Comment:	

Continuous Monitoring System: Continuous Monitor ___ of ___

1. Parameter Code:	2. Pollutant(s):
3. CMS Requirement:	<input type="checkbox"/> Rule <input type="checkbox"/> Other
4. Monitor Information... Manufacturer: Model Number: Serial Number:	
5. Installation Date:	6. Performance Specification Test Date:
7. Continuous Monitor Comment:	

EMISSIONS UNIT INFORMATION

Section [1] of [3]

I. EMISSIONS UNIT ADDITIONAL INFORMATION

Additional Requirements for All Applications, Except as Otherwise Stated

1. Process Flow Diagram: (Required for all permit applications, except Title V air operation permit revision applications if this information was submitted to the department within the previous five years and would not be altered as a result of the revision being sought) <input type="checkbox"/> Attached, Document ID: _____ <input checked="" type="checkbox"/> Previously Submitted, Date <u>10/31/2007</u>
2. Fuel Analysis or Specification: (Required for all permit applications, except Title V air operation permit revision applications if this information was submitted to the department within the previous five years and would not be altered as a result of the revision being sought) <input type="checkbox"/> Attached, Document ID: _____ <input type="checkbox"/> Previously Submitted, Date _____
3. Detailed Description of Control Equipment: (Required for all permit applications, except Title V air operation permit revision applications if this information was submitted to the department within the previous five years and would not be altered as a result of the revision being sought) <input type="checkbox"/> Attached, Document ID: _____ <input checked="" type="checkbox"/> Previously Submitted, Date <u>10/31/2007</u>
4. Procedures for Startup and Shutdown: (Required for all operation permit applications, except Title V air operation permit revision applications if this information was submitted to the department within the previous five years and would not be altered as a result of the revision being sought) <input type="checkbox"/> Attached, Document ID: _____ <input checked="" type="checkbox"/> Previously Submitted, Date <u>09/20/2004</u> <input type="checkbox"/> Not Applicable (construction application)
5. Operation and Maintenance Plan: (Required for all permit applications, except Title V air operation permit revision applications if this information was submitted to the department within the previous five years and would not be altered as a result of the revision being sought) <input type="checkbox"/> Attached, Document ID: _____ <input checked="" type="checkbox"/> Previously Submitted, Date <u>09/20/2004</u> <input type="checkbox"/> Not Applicable
6. Compliance Demonstration Reports/Records: <input type="checkbox"/> Attached, Document ID: _____ Test Date(s)/Pollutant(s) Tested: _____ <input type="checkbox"/> Previously Submitted, Date: _____ Test Date(s)/Pollutant(s) Tested: _____ <input type="checkbox"/> To be Submitted, Date (if known): _____ Test Date(s)/Pollutant(s) Tested: _____ <input checked="" type="checkbox"/> Not Applicable Note: For FESOP applications, all required compliance demonstration records/reports must be submitted at the time of application. For Title V air operation permit applications, all required compliance demonstration reports/records must be submitted at the time of application, or a compliance plan must be submitted at the time of application.

7. Other Information Required by Rule or Statute:

Attached, Document ID: _____

Not Applicable

EMISSIONS UNIT INFORMATION

Section [2] of [3]

A. GENERAL EMISSIONS UNIT INFORMATION

Title V Air Operation Permit Emissions Unit Classification

1. Regulated or Unregulated Emissions Unit? (Check one, if applying for an initial, revised or renewal Title V air operation permit. Skip this item if applying for an air construction permit or FESOP only.)

The emissions unit addressed in this Emissions Unit Information Section is a regulated emissions unit.

The emissions unit addressed in this Emissions Unit Information Section is an unregulated emissions unit.

Emissions Unit Description and Status

1. Type of Emissions Unit Addressed in this Section: (Check one)

This Emissions Unit Information Section addresses, as a single emissions unit, a single process or production unit, or activity, which produces one or more air pollutants and which has at least one definable emission point (stack or vent).

This Emissions Unit Information Section addresses, as a single emissions unit, a group of process or production units and activities which has at least one definable emission point (stack or vent) but may also produce fugitive emissions.

This Emissions Unit Information Section addresses, as a single emissions unit, one or more process or production units and activities which produce fugitive emissions only.

2. Description of Emissions Unit Addressed in this Section:
Fugitive Piping and Components

3. Emissions Unit Identification Number: **016**

4. Emissions Unit Status Code: A	5. Commence Construction Date: n/a	6. Initial Startup Date: n/a	7. Emissions Unit Major Group SIC Code: 51
--	--	--	--

8. Federal Program Applicability: (Check all that apply)

Acid Rain Unit

CAIR Unit

Hg Budget Unit

9. Package Unit:
Manufacturer: **n/a** Model Number: **n/a**

10. Generator Nameplate Rating: **n/a** MW

11. Emissions Unit Comment:

EMISSIONS UNIT INFORMATION

Section [2] of [3]

Emissions Unit Control Equipment/Method: Control ___ of ___

1. Control Equipment/Method Description:
2. Control Device or Method Code:

Emissions Unit Control Equipment/Method: Control ___ of ___

1. Control Equipment/Method Description:
2. Control Device or Method Code:

Emissions Unit Control Equipment/Method: Control ___ of ___

1. Control Equipment/Method Description:
2. Control Device or Method Code:

Emissions Unit Control Equipment/Method: Control ___ of ___

1. Control Equipment/Method Description:
2. Control Device or Method Code:

EMISSIONS UNIT INFORMATION

Section [2] of [3]

B. EMISSIONS UNIT CAPACITY INFORMATION

(Optional for unregulated emissions units.)

Emissions Unit Operating Capacity and Schedule

1. Maximum Process or Throughput Rate: n/a		
2. Maximum Production Rate: n/a		
3. Maximum Heat Input Rate: n/a million Btu/hr		
4. Maximum Incineration Rate: n/a pounds/hr n/a tons/day		
5. Requested Maximum Operating Schedule:		
24 hours/day	7 days/week	
52 weeks/year	8,760 hours/year	
6. Operating Capacity/Schedule Comment:		

EMISSIONS UNIT INFORMATION

Section [2] of [3]

C. EMISSION POINT (STACK/VENT) INFORMATION

(Optional for unregulated emissions units.)

Emission Point Description and Type

1. Identification of Point on Plot Plan or Flow Diagram: n/a		2. Emission Point Type Code: 4	
3. Descriptions of Emission Points Comprising this Emissions Unit for VE Tracking:			
4. ID Numbers or Descriptions of Emission Units with this Emission Point in Common:			
5. Discharge Type Code: F	6. Stack Height: feet	7. Exit Diameter: feet	
8. Exit Temperature: °F	9. Actual Volumetric Flow Rate: acfm	10. Water Vapor: %	
11. Maximum Dry Standard Flow Rate: dscfm		12. Nonstack Emission Point Height: 0 feet	
13. Emission Point UTM Coordinates... Zone: East (km): North (km):		14. Emission Point Latitude/Longitude... Latitude (DD/MM/SS) Longitude (DD/MM/SS)	
15. Emission Point Comment:			

EMISSIONS UNIT INFORMATION

Section [2] of [3]

D. SEGMENT (PROCESS/FUEL) INFORMATION

Segment Description and Rate: Segment 1 of 1

1. Segment Description (Process/Fuel Type): Petroleum and Solvent Evaporation Petroleum Liquids Storage (Non-Refinery) Bulk Terminals Valves, Flanges, and Pumps		
2. Source Classification Code (SCC): 40400151		3. SCC Units: 1000 Gallons Petroleum Liquid Transferred
4. Maximum Hourly Rate:	5. Maximum Annual Rate:	6. Estimated Annual Activity Factor:
7. Maximum % Sulfur:	8. Maximum % Ash:	9. Million Btu per SCC Unit:
10. Segment Comment:		

Segment Description and Rate: Segment of

1. Segment Description (Process/Fuel Type):		
2. Source Classification Code (SCC):		3. SCC Units:
4. Maximum Hourly Rate:	5. Maximum Annual Rate:	6. Estimated Annual Activity Factor:
7. Maximum % Sulfur:	8. Maximum % Ash:	9. Million Btu per SCC Unit:
10. Segment Comment:		

EMISSIONS UNIT INFORMATION

Section [2] of [3]

D. SEGMENT (PROCESS/FUEL) INFORMATION (CONTINUED)

Segment Description and Rate: Segment __ of __

1. Segment Description (Process/Fuel Type):		
2. Source Classification Code (SCC):		3. SCC Units:
4. Maximum Hourly Rate:	5. Maximum Annual Rate:	6. Estimated Annual Activity Factor:
7. Maximum % Sulfur:	8. Maximum % Ash:	9. Million Btu per SCC Unit:
10. Segment Comment:		

Segment Description and Rate: Segment __ of __

1. Segment Description (Process/Fuel Type):		
2. Source Classification Code (SCC):		3. SCC Units:
4. Maximum Hourly Rate:	5. Maximum Annual Rate:	6. Estimated Annual Activity Factor:
7. Maximum % Sulfur:	8. Maximum % Ash:	9. Million Btu per SCC Unit:
10. Segment Comment:		

EMISSIONS UNIT INFORMATION

Section [2] of [3]

E. EMISSIONS UNIT POLLUTANTS

List of Pollutants Emitted by Emissions Unit

1. Pollutant Emitted	2. Primary Control Device Code	3. Secondary Control Device Code	4. Pollutant Regulatory Code
VOC	n/a	n/a	EL

**F2. EMISSIONS UNIT POLLUTANT DETAIL INFORMATION -
ALLOWABLE EMISSIONS**

Complete Subsection F2 if the pollutant identified in Subsection F1 is or would be subject to a numerical emissions limitation.

Allowable Emissions Allowable Emissions __ of __

1. Basis for Allowable Emissions Code:	2. Future Effective Date of Allowable Emissions:
3. Allowable Emissions and Units:	4. Equivalent Allowable Emissions: lb/hour tons/year
5. Method of Compliance:	
6. Allowable Emissions Comment (Description of Operating Method):	

Allowable Emissions Allowable Emissions __ of __

1. Basis for Allowable Emissions Code:	2. Future Effective Date of Allowable Emissions:
3. Allowable Emissions and Units:	4. Equivalent Allowable Emissions: lb/hour tons/year
5. Method of Compliance:	
6. Allowable Emissions Comment (Description of Operating Method):	

Allowable Emissions Allowable Emissions __ of __

1. Basis for Allowable Emissions Code:	2. Future Effective Date of Allowable Emissions:
3. Allowable Emissions and Units:	4. Equivalent Allowable Emissions: lb/hour tons/year
5. Method of Compliance:	
6. Allowable Emissions Comment (Description of Operating Method):	

EMISSIONS UNIT INFORMATION

Section [2] of [3]

G. VISIBLE EMISSIONS INFORMATION

Complete Subsection G if this emissions unit is or would be subject to a unit-specific visible emissions limitation.

Visible Emissions Limitation: Visible Emissions Limitation __ of ____

1. Visible Emissions Subtype:	2. Basis for Allowable Opacity: <input type="checkbox"/> Rule <input type="checkbox"/> Other
3. Allowable Opacity: Normal Conditions: % Exceptional Conditions: % Maximum Period of Excess Opacity Allowed: min/hour	
4. Method of Compliance:	
5. Visible Emissions Comment:	

Visible Emissions Limitation: Visible Emissions Limitation __ of ____

1. Visible Emissions Subtype:	2. Basis for Allowable Opacity: <input type="checkbox"/> Rule <input type="checkbox"/> Other
3. Allowable Opacity: Normal Conditions: % Exceptional Conditions: % Maximum Period of Excess Opacity Allowed: min/hour	
4. Method of Compliance:	
5. Visible Emissions Comment:	

EMISSIONS UNIT INFORMATION

Section [2] of [3]

H. CONTINUOUS MONITOR INFORMATION

Complete Subsection H if this emissions unit is or would be subject to continuous monitoring.

Continuous Monitoring System: Continuous Monitor ___ of ___

1. Parameter Code:	2. Pollutant(s):
3. CMS Requirement:	<input type="checkbox"/> Rule <input type="checkbox"/> Other
4. Monitor Information... Manufacturer: Model Number:	Serial Number:
5. Installation Date:	6. Performance Specification Test Date:
7. Continuous Monitor Comment:	

Continuous Monitoring System: Continuous Monitor ___ of ___

1. Parameter Code:	2. Pollutant(s):
3. CMS Requirement:	<input type="checkbox"/> Rule <input type="checkbox"/> Other
4. Monitor Information... Manufacturer: Model Number:	Serial Number:
5. Installation Date:	6. Performance Specification Test Date:
7. Continuous Monitor Comment:	

EMISSIONS UNIT INFORMATION

Section [2] of [3]

H. CONTINUOUS MONITOR INFORMATION (CONTINUED)

Continuous Monitoring System: Continuous Monitor ___ of ___

1. Parameter Code:	2. Pollutant(s):
3. CMS Requirement:	<input type="checkbox"/> Rule <input type="checkbox"/> Other
4. Monitor Information... Manufacturer: Model Number: Serial Number:	
5. Installation Date:	6. Performance Specification Test Date:
7. Continuous Monitor Comment:	

Continuous Monitoring System: Continuous Monitor ___ of ___

1. Parameter Code:	2. Pollutant(s):
3. CMS Requirement:	<input type="checkbox"/> Rule <input type="checkbox"/> Other
4. Monitor Information... Manufacturer: Model Number: Serial Number:	
5. Installation Date:	6. Performance Specification Test Date:
7. Continuous Monitor Comment:	

EMISSIONS UNIT INFORMATION

Section [2] of [3]

I. EMISSIONS UNIT ADDITIONAL INFORMATION

Additional Requirements for All Applications, Except as Otherwise Stated

1. Process Flow Diagram: (Required for all permit applications, except Title V air operation permit revision applications if this information was submitted to the department within the previous five years and would not be altered as a result of the revision being sought) <input type="checkbox"/> Attached, Document ID: _____ <input checked="" type="checkbox"/> Previously Submitted, Date <u>9/20/2004</u>
2. Fuel Analysis or Specification: (Required for all permit applications, except Title V air operation permit revision applications if this information was submitted to the department within the previous five years and would not be altered as a result of the revision being sought) <input type="checkbox"/> Attached, Document ID: _____ <input type="checkbox"/> Previously Submitted, Date _____
3. Detailed Description of Control Equipment: (Required for all permit applications, except Title V air operation permit revision applications if this information was submitted to the department within the previous five years and would not be altered as a result of the revision being sought) <input type="checkbox"/> Attached, Document ID: _____ <input checked="" type="checkbox"/> Previously Submitted, Date <u>9/20/2004</u>
4. Procedures for Startup and Shutdown: (Required for all operation permit applications, except Title V air operation permit revision applications if this information was submitted to the department within the previous five years and would not be altered as a result of the revision being sought) <input type="checkbox"/> Attached, Document ID: _____ <input checked="" type="checkbox"/> Previously Submitted, Date <u>9/20/2004</u> <input type="checkbox"/> Not Applicable (construction application)
5. Operation and Maintenance Plan: (Required for all permit applications, except Title V air operation permit revision applications if this information was submitted to the department within the previous five years and would not be altered as a result of the revision being sought) <input type="checkbox"/> Attached, Document ID: _____ <input checked="" type="checkbox"/> Previously Submitted, Date <u>9/20/2004</u> <input type="checkbox"/> Not Applicable
6. Compliance Demonstration Reports/Records: <input type="checkbox"/> Attached, Document ID: _____ Test Date(s)/Pollutant(s) Tested: _____ _____ <input type="checkbox"/> Previously Submitted, Date: _____ Test Date(s)/Pollutant(s) Tested: _____ _____ <input type="checkbox"/> To be Submitted, Date (if known): _____ Test Date(s)/Pollutant(s) Tested: _____ _____ <input checked="" type="checkbox"/> Not Applicable Note: For FESOP applications, all required compliance demonstration records/reports must be submitted at the time of application. For Title V air operation permit applications, all required compliance demonstration reports/records must be submitted at the time of application, or a compliance plan must be submitted at the time of application.

7. Other Information Required by Rule or Statute:

Attached, Document ID: _____

Not Applicable

EMISSIONS UNIT INFORMATION

Section [2] of [3]

I. EMISSIONS UNIT ADDITIONAL INFORMATION (CONTINUED)

Additional Requirements for Air Construction Permit Applications

1. Control Technology Review and Analysis (Rules 62-212.400(10) and 62-212.500(7), F.A.C.; 40 CFR 63.43(d) and (e)): <input type="checkbox"/> Attached, Document ID: _____ <input checked="" type="checkbox"/> Not Applicable
2. Good Engineering Practice Stack Height Analysis (Rules 62-212.400(4)(d) and 62-212.500(4)(f), F.A.C.): <input type="checkbox"/> Attached, Document ID: _____ <input checked="" type="checkbox"/> Not Applicable
3. Description of Stack Sampling Facilities: (Required for proposed new stack sampling facilities only) <input type="checkbox"/> Attached, Document ID: _____ <input checked="" type="checkbox"/> Not Applicable

Additional Requirements for Title V Air Operation Permit Applications

1. Identification of Applicable Requirements: <input checked="" type="checkbox"/> Attached, Document ID: IIC-2 _____
2. Compliance Assurance Monitoring: <input type="checkbox"/> Attached, Document ID: _____ <input checked="" type="checkbox"/> Not Applicable
3. Alternative Methods of Operation: <input type="checkbox"/> Attached, Document ID: _____ <input checked="" type="checkbox"/> Not Applicable
4. Alternative Modes of Operation (Emissions Trading): <input type="checkbox"/> Attached, Document ID: _____ <input checked="" type="checkbox"/> Not Applicable

Additional Requirements Comment

--

EMISSIONS UNIT INFORMATION

Section [3] of [3]

A. GENERAL EMISSIONS UNIT INFORMATION

Title V Air Operation Permit Emissions Unit Classification

1. Regulated or Unregulated Emissions Unit? (Check one, if applying for an initial, revised or renewal Title V air operation permit. Skip this item if applying for an air construction permit or FESOP only.)

The emissions unit addressed in this Emissions Unit Information Section is a regulated emissions unit.

The emissions unit addressed in this Emissions Unit Information Section is an unregulated emissions unit.

Emissions Unit Description and Status

Type of Emissions Unit Addressed in this Section: (Check one)

This Emissions Unit Information Section addresses, as a single emissions unit, a single process or production unit, or activity, which produces one or more air pollutants and which has at least one definable emission point (stack or vent).

This Emissions Unit Information Section addresses, as a single emissions unit, a group of process or production units and activities which has at least one definable emission point (stack or vent) but may also produce fugitive emissions.

This Emissions Unit Information Section addresses, as a single emissions unit, one or more process or production units and activities which produce fugitive emissions only.

2. Description of Emissions Unit Addressed in this Section:

Gasoline Loading Rack with Two (2) Vapor Recovery Units (VRU)

3. Emissions Unit Identification Number: **012**

5. Emissions Unit Status Code: A	5. Commence Construction Date: n/a	6. Initial Startup Date: n/a	7. Emissions Unit Major Group SIC Code: 51
--	--	--	--

8. Federal Program Applicability: (Check all that apply)

Acid Rain Unit

CAIR Unit

Hg Budget Unit

9. Package Unit:
Manufacturer: **n/a** Model Number: **n/a**

10. Generator Nameplate Rating: **n/a** MW

11. Emissions Unit Comment:

EMISSIONS UNIT INFORMATION

Section [3] of [3]

Emissions Unit Control Equipment/Method: Control 1 of 1

1. Control Equipment/Method Description:
Vapor Recovery System (including condenser, hooding/other electrical) – John Zink dual carbon bed vapor recovery units.

2. Control Device or Method Code: **110**

Emissions Unit Control Equipment/Method: Control ___ of ___

1. Control Equipment/Method Description:

2. Control Device or Method Code:

Emissions Unit Control Equipment/Method: Control ___ of ___

1. Control Equipment/Method Description:

2. Control Device or Method Code:

Emissions Unit Control Equipment/Method: Control ___ of ___

1. Control Equipment/Method Description:

2. Control Device or Method Code:

EMISSIONS UNIT INFORMATION

Section [3] of [3]

B. EMISSIONS UNIT CAPACITY INFORMATION

(Optional for unregulated emissions units.)

Emissions Unit Operating Capacity and Schedule

1. Maximum Process or Throughput Rate: 900,000,000 gallons/year
2. Maximum Production Rate: n/a
3. Maximum Heat Input Rate: n/a million Btu/hr
4. Maximum Incineration Rate: n/a pounds/hr n/a tons/day
5. Requested Maximum Operating Schedule: 24 hours/day 7 days/week 52 weeks/year 8760 hours/year
6. Operating Capacity/Schedule Comment: Maximum throughput rate specified is the self-imposed combined gasoline and ethanol throughput for the facility.

EMISSIONS UNIT INFORMATION

Section [3] of [3]

C. EMISSION POINT (STACK/VENT) INFORMATION
 (Optional for unregulated emissions units.)

Emission Point Description and Type

1. Identification of Point on Plot Plan or Flow Diagram: John Zink AAT-1218-10-8		2. Emission Point Type Code: 3	
3. Descriptions of Emission Points Comprising this Emissions Unit for VE Tracking:			
4. ID Numbers or Descriptions of Emission Units with this Emission Point in Common: n/a			
5. Discharge Type Code: V	6. Stack Height: 32 Feet	7. Exit Diameter: 2 Feet	
8. Exit Temperature: Ambient to 200 °F	9. Actual Volumetric Flow Rate: acfm	10. Water Vapor: %	
11. Maximum Dry Standard Flow Rate: dscfm		12. Nonstack Emission Point Height: feet	
13. Emission Point UTM Coordinates... Zone: East (km): North (km):		14. Emission Point Latitude/Longitude... Latitude (DD/MM/SS) Longitude (DD/MM/SS)	
15. Emission Point Comment: Typical exit temperature: ambient to 200 degrees F.			

EMISSIONS UNIT INFORMATION

Section [3] of [3]

D. SEGMENT (PROCESS/FUEL) INFORMATION

Segment Description and Rate: Segment 1 of 3

1. Segment Description (Process/Fuel Type): Petroleum and Solvent Evaporation Petroleum Liquids Storage (non-Refinery) Bulk Terminals Vapor Control Unit Losses		
2. Source Classification Code (SCC): 40400153		3. SCC Units: 1000 Gallons Petroleum Liquid Transferred
4. Maximum Hourly Rate:	5. Maximum Annual Rate: 900,000	6. Estimated Annual Activity Factor:
7. Maximum % Sulfur:	8. Maximum % Ash:	9. Million Btu per SCC Unit:
10. Segment Comment: Self-imposed maximum throughput of 900,000,000 gallons per year for storage tanks and loading racks.		

Segment Description and Rate: Segment 2 of 3

1. Segment Description (Process/Fuel Type): Petroleum and Solvent Evaporation Petroleum Liquids Storage (non-Refinery) Bulk Terminals Tank Truck Vapor Leaks		
2. Source Classification Code (SCC): 40400154		3. SCC Units: 1000 Gallons Petroleum Liquid Transferred
4. Maximum Hourly Rate:	5. Maximum Annual Rate: 900,000	6. Estimated Annual Activity Factor:
7. Maximum % Sulfur:	8. Maximum % Ash:	9. Million Btu per SCC Unit:
10. Segment Comment: Self-imposed maximum throughput of 900,000,000 gallons per year for storage tanks and loading racks.		

EMISSIONS UNIT INFORMATION

Section [3] of [3]

D. SEGMENT (PROCESS/FUEL) INFORMATION (CONTINUED)

Segment Description and Rate: Segment 3 of 3

1. Segment Description (Process/Fuel Type): Petroleum and Solvent Evaporation Transportation and Marketing of Petroleum Products Tank Cars and Trucks Gasoline: Submerged Loading (Balanced Service)		
2. Source Classification Code (SCC): 406000141		3. SCC Units: 1000 Gallons Gasoline Transferred
4. Maximum Hourly Rate:	5. Maximum Annual Rate: 900,000	6. Estimated Annual Activity Factor:
7. Maximum % Sulfur:	8. Maximum % Ash:	9. Million Btu per SCC Unit:
10. Segment Comment: Self-imposed maximum throughput of 900,000,000 gallons per year for loading racks.		

Segment Description and Rate: Segment of

1. Segment Description (Process/Fuel Type):		
2. Source Classification Code (SCC):		3. SCC Units:
4. Maximum Hourly Rate:	5. Maximum Annual Rate:	6. Estimated Annual Activity Factor:
7. Maximum % Sulfur:	8. Maximum % Ash:	9. Million Btu per SCC Unit:
10. Segment Comment:		

EMISSIONS UNIT INFORMATION

Section [3] of [3]

E. EMISSIONS UNIT POLLUTANTS

List of Pollutants Emitted by Emissions Unit

1. Pollutant Emitted	2. Primary Control Device Code	3. Secondary Control Device Code	4. Pollutant Regulatory Code
VOC	110	n/a	EL

**F1. EMISSIONS UNIT POLLUTANT DETAIL INFORMATION –
 POTENTIAL, FUGITIVE, AND ACTUAL EMISSIONS**
 (Optional for unregulated emissions units.)

Complete a Subsection F1 for each pollutant identified in Subsection E if applying for an air construction permit or concurrent processing of an air construction permit and a revised or renewal Title V operation permit. Complete for each emissions-limited pollutant identified in Subsection E if applying for an air operation permit.

Potential, Estimated Fugitive, and Baseline & Projected Actual Emissions

1. Pollutant Emitted: VOC		2. Total Percent Efficiency of Control:	
3. Potential Emissions: lb/hour		4. Synthetically Limited? <input checked="" type="checkbox"/> Yes <input type="checkbox"/> No	
5. Range of Estimated Fugitive Emissions (as applicable): to tons/year			
6. Emission Factor: 24 milligrams of total organic compounds per liter of gasoline loaded Reference:		7. Emissions Method Code:	
8.a. Baseline Actual Emissions (if required): tons/year		8.b. Baseline 24-month Period: From: To:	
9.a. Projected Actual Emissions (if required): tons/year		9.b. Projected Monitoring Period: <input type="checkbox"/> 5 years <input type="checkbox"/> 10 years	
10. Calculation of Emissions:			
11. Potential, Fugitive, and Actual Emissions Comment: Self-imposed VRU emissions limit			

**F2. EMISSIONS UNIT POLLUTANT DETAIL INFORMATION -
 ALLOWABLE EMISSIONS**

Complete Subsection F2 if the pollutant identified in Subsection F1 is or would be subject to a numerical emissions limitation.

Allowable Emissions Allowable Emissions __ of __

1. Basis for Allowable Emissions Code:	2. Future Effective Date of Allowable Emissions:
3. Allowable Emissions and Units:	4. Equivalent Allowable Emissions: lb/hour tons/year
5. Method of Compliance:	
6. Allowable Emissions Comment (Description of Operating Method):	

Allowable Emissions Allowable Emissions __ of __

1. Basis for Allowable Emissions Code:	2. Future Effective Date of Allowable Emissions:
3. Allowable Emissions and Units:	4. Equivalent Allowable Emissions: lb/hour tons/year
5. Method of Compliance:	
6. Allowable Emissions Comment (Description of Operating Method):	

Allowable Emissions Allowable Emissions __ of __

1. Basis for Allowable Emissions Code:	2. Future Effective Date of Allowable Emissions:
3. Allowable Emissions and Units:	4. Equivalent Allowable Emissions: lb/hour tons/year
5. Method of Compliance:	
6. Allowable Emissions Comment (Description of Operating Method):	

EMISSIONS UNIT INFORMATION

Section [3] of [3]

G. VISIBLE EMISSIONS INFORMATION

Complete Subsection G if this emissions unit is or would be subject to a unit-specific visible emissions limitation.

Visible Emissions Limitation: Visible Emissions Limitation __ of ____

1. Visible Emissions Subtype:	2. Basis for Allowable Opacity: <input type="checkbox"/> Rule <input type="checkbox"/> Other
3. Allowable Opacity: Normal Conditions: % Exceptional Conditions: % Maximum Period of Excess Opacity Allowed: min/hour	
4. Method of Compliance:	
5. Visible Emissions Comment:	

Visible Emissions Limitation: Visible Emissions Limitation __ of ____

1. Visible Emissions Subtype:	2. Basis for Allowable Opacity: <input type="checkbox"/> Rule <input type="checkbox"/> Other
3. Allowable Opacity: Normal Conditions: % Exceptional Conditions: % Maximum Period of Excess Opacity Allowed: min/hour	
4. Method of Compliance:	
5. Visible Emissions Comment:	

EMISSIONS UNIT INFORMATION

Section [3] of [3]

H. CONTINUOUS MONITOR INFORMATION

Complete Subsection H if this emissions unit is or would be subject to continuous monitoring.

Continuous Monitoring System: Continuous Monitor ___ of ___

1. Parameter Code:	2. Pollutant(s):
3. CMS Requirement:	<input type="checkbox"/> Rule <input type="checkbox"/> Other
4. Monitor Information... Manufacturer: Model Number: Serial Number:	
5. Installation Date:	6. Performance Specification Test Date:
7. Continuous Monitor Comment:	

Continuous Monitoring System: Continuous Monitor ___ of ___

1. Parameter Code:	2. Pollutant(s):
3. CMS Requirement:	<input type="checkbox"/> Rule <input type="checkbox"/> Other
4. Monitor Information... Manufacturer: Model Number: Serial Number:	
5. Installation Date:	6. Performance Specification Test Date:
7. Continuous Monitor Comment:	

EMISSIONS UNIT INFORMATION

Section [3] of [3]

H. CONTINUOUS MONITOR INFORMATION (CONTINUED)

Continuous Monitoring System: Continuous Monitor ___ of ___

1. Parameter Code:	2. Pollutant(s):
3. CMS Requirement:	<input type="checkbox"/> Rule <input type="checkbox"/> Other
4. Monitor Information... Manufacturer: Model Number:	Serial Number:
5. Installation Date:	6. Performance Specification Test Date:
7. Continuous Monitor Comment:	

Continuous Monitoring System: Continuous Monitor ___ of ___

1. Parameter Code:	2. Pollutant(s):
3. CMS Requirement:	<input type="checkbox"/> Rule <input type="checkbox"/> Other
4. Monitor Information... Manufacturer: Model Number:	Serial Number:
5. Installation Date:	6. Performance Specification Test Date:
7. Continuous Monitor Comment:	

EMISSIONS UNIT INFORMATION

Section [3] of [3]

I. EMISSIONS UNIT ADDITIONAL INFORMATION

Additional Requirements for All Applications, Except as Otherwise Stated

1. Process Flow Diagram: (Required for all permit applications, except Title V air operation permit revision applications if this information was submitted to the department within the previous five years and would not be altered as a result of the revision being sought) <input type="checkbox"/> Attached, Document ID: _____ <input checked="" type="checkbox"/> Previously Submitted, Date <u>10/31/2007</u>
2. Fuel Analysis or Specification: (Required for all permit applications, except Title V air operation permit revision applications if this information was submitted to the department within the previous five years and would not be altered as a result of the revision being sought) <input type="checkbox"/> Attached, Document ID: _____ <input type="checkbox"/> Previously Submitted, Date _____
3. Detailed Description of Control Equipment: (Required for all permit applications, except Title V air operation permit revision applications if this information was submitted to the department within the previous five years and would not be altered as a result of the revision being sought) <input type="checkbox"/> Attached, Document ID: _____ <input checked="" type="checkbox"/> Previously Submitted, Date <u>10/31/2007</u>
4. Procedures for Startup and Shutdown: (Required for all operation permit applications, except Title V air operation permit revision applications if this information was submitted to the department within the previous five years and would not be altered as a result of the revision being sought) <input type="checkbox"/> Attached, Document ID: _____ <input checked="" type="checkbox"/> Previously Submitted, Date <u>09/20/2004</u> <input type="checkbox"/> Not Applicable (construction application)
5. Operation and Maintenance Plan: (Required for all permit applications, except Title V air operation permit revision applications if this information was submitted to the department within the previous five years and would not be altered as a result of the revision being sought) <input type="checkbox"/> Attached, Document ID: _____ <input checked="" type="checkbox"/> Previously Submitted, Date <u>09/20/2004</u> <input type="checkbox"/> Not Applicable
6. Compliance Demonstration Reports/Records: <input type="checkbox"/> Attached, Document ID: _____ Test Date(s)/Pollutant(s) Tested: _____ <input type="checkbox"/> Previously Submitted, Date: _____ Test Date(s)/Pollutant(s) Tested: _____ <input type="checkbox"/> To be Submitted, Date (if known): _____ Test Date(s)/Pollutant(s) Tested: _____ <input checked="" type="checkbox"/> Not Applicable Note: For FESOP applications, all required compliance demonstration records/reports must be submitted at the time of application. For Title V air operation permit applications, all required compliance demonstration reports/records must be submitted at the time of application, or a compliance plan must be submitted at the time of application.

7. Other Information Required by Rule or Statute:

Attached, Document ID: _____

Not Applicable

EMISSIONS UNIT INFORMATION

Section [3] of [3]

I. EMISSIONS UNIT ADDITIONAL INFORMATION (CONTINUED)

Additional Requirements for Air Construction Permit Applications

1. Control Technology Review and Analysis (Rules 62-212.400(10) and 62-212.500(7), F.A.C.; 40 CFR 63.43(d) and (e)): <input type="checkbox"/> Attached, Document ID: _____ <input checked="checked" type="checkbox"/> Not Applicable
2. Good Engineering Practice Stack Height Analysis (Rules 62-212.400(4)(d) and 62-212.500(4)(f), F.A.C.): <input type="checkbox"/> Attached, Document ID: _____ <input checked="checked" type="checkbox"/> Not Applicable
3. Description of Stack Sampling Facilities: (Required for proposed new stack sampling facilities only) <input type="checkbox"/> Attached, Document ID: _____ <input checked="checked" type="checkbox"/> Not Applicable

Additional Requirements for Title V Air Operation Permit Applications

1. Identification of Applicable Requirements: <input checked="checked" type="checkbox"/> Attached, Document ID: <u>IIC-2</u>
2. Compliance Assurance Monitoring: <input checked="checked" type="checkbox"/> Attached, Document ID: <u>IIC-2</u> <input type="checkbox"/> Not Applicable
3. Alternative Methods of Operation: <input type="checkbox"/> Attached, Document ID: _____ <input checked="checked" type="checkbox"/> Not Applicable
4. Alternative Modes of Operation (Emissions Trading): <input type="checkbox"/> Attached, Document ID: _____ <input checked="checked" type="checkbox"/> Not Applicable

Additional Requirements Comment

Attachment II.C-1

List of Insignificant Emissions Units and/or Activities

1. Internal combustion engine(s) in vehicle(s) used for transportation of passengers;
2. Laboratory equipment used for minor analyses;
3. Miscellaneous fire and safety equipment;
4. Enclosed area hydroblasting, abrasive blasting, purging/cleaning equipment;
5. Sample retention storage cabinets;
6. Chemical/solvents/waste storage in drums;
7. Sampling points for product testing / analysis withdrawal;
8. Covered portable or mobile containers;
9. Fugitive emissions from leaks and spills;
10. Storm water and containment;
11. Compressors, generators, welders, portable pumps;
12. Water blasting;
13. Dike drains;
14. Meter calibration equipment;
15. 28,000-gallon vertical tank (#17) for wastewater;
16. 8,000-gallon horizontal tank (#19) for temporary additive or distillate storage;
17. Three 10,000-gallon additives tanks (#6, #10, and #18);
18. Vacuum trucks and associated emissions.
19. Portable emergency generators brought onsite for temporary use to supply power
20. 10,000-gallon underground horizontal tank (Emergency Spill Tank) for temporary storage of stormwater and secondary containment for spilled petroleum products.

Attachment IIC-2

Identification of Applicable Requirements

Applicable requirements for the facility and all associated emission units are unchanged from those requirements listed in the current Title V Air Operation Permit (0110059-009-AV).

Attachment IIC-3

Compliance Report and Plan

EU	Description	Rule	Compliant?
-012	Gasoline Loading Rack with Two (2) Vapor Recovery Units (VRU)	All applicable	Yes
-011	Floating Roof Storage Tanks	All applicable	Yes
-016	Facility Piping and Components	All applicable	Yes

To the best of its knowledge, the ExxonMobil Port Everglades Terminal is in compliance with all applicable rules and requirements for the emissions units listed above.