Boral
Material
Technologies

BORAL

BORAL MATERIAL TECHNOLOGIES INC.
200 Mansell Court East, Suite 305
Roswell, GA 30076
Phone (770) 645-4500
Fax (770) 552-3372

November 17, 2012
Via Trackable Mail Service

Florida Department of Environmental Protection
Northwest District Office
160 Governmental Center
Pensacola, FL 32502-5794
(850) 595-8300

Subject: Renewal Application for Non-Title V Air Permit 7775355-002-AO
Boral Material Technologies, Inc – Panama City Facility
800 Industrial Drive, Panama City, FL
Bay County

Dear Sir/Madam:

Please find enclosed two copies of the renewal application for the above referenced facility pursuant to existing Air Operating Permit 7775355-002-A. The applicable processing fee of $1,000.00 was mailed directly to the Florida DEP and received on 11/26/12.

If you have any questions, concerns, or require further information, please contact Kelly McCormick by phone at (678) 491-4911 or by email at Kelly.mccormick@boral.com.

Sincerely,

Terry Peterson
President

Enclosures

Cc: Bryan Fisher, Roswell, GA
Kenny Cauley, Panama City, FL
Kelly McCormick, Roswell, GA

RECEIVED
NOV 29 2012
NORTHWEST FLORIDA
DEP

Department of Environmental Protection

Division of Air Resources Management

APPLICATION FOR NON-TITLE V AIR PERMIT RENEWAL

See Instructions for Form No. 62-210.900(4)

I. APPLICATION INFORMATION

7775355-003-AO

Identification of Facility

1. Facility Owner/Company Name: Boral Material Technologies, Inc	
2. Site Name: Boral Material Technologies, Inc – Panama City, FL Facility	
3. Facility Identification Number: 7775355	4. Facility Status Code: A

Application Contact

1. Name and Title of Application Contact: Kelly McCormick, Environmental Manager Kelly.mccormick@boral.com
2. Application Contact Mailing Address: Organization/Firm: Boral Industries, Inc Street Address: 200 Mansell Court East, Suite 305 City: Roswell State: GA Zip Code: 30076
3. Application Contact Telephone Numbers: Telephone: (678)491-4911 Fax: (770)552-3372

Application Processing Information (DEP Use)

1. Date of Receipt of Application:	
2. Permit Number:	

RECEIVED
NOV 29 2012
NORTHWEST FLORIDA
DEP

Owner/Authorized Representative

1. Name and Title of Owner/Authorized Representative:
   Terry Peterson, President terry.peterson@boral.com

2. Owner/Authorized Representative Mailing Address:

   Organization/Firm: Boral Material Technologies, Inc
   Street Address: 200 Mansell Court East, Suite 305
   City: Roswell State: GA Zip Code: 30076

3. Owner/Authorized Representative Telephone Numbers:
   Telephone: (770) 645-4500 Fax: (770) 552-3372

4. Owner/Authorized Representative Statement:

   I, the undersigned, am the owner or authorized representative of the facility addressed in this Application for Air Permit. I hereby certify, based on information and belief formed after reasonable inquiry, that the statements made in this application are true, accurate and complete and that, to the best of my knowledge, any estimates of emissions reported in this application are based upon reasonable techniques for calculating emissions. Further, I agree to operate and maintain the air pollutant emissions units and air pollution control equipment described in this application so as to comply with all applicable standards for control of air pollutant emissions found in the statutes of the State of Florida and rules of the Department of Environmental Protection and revisions thereof. I understand that a permit, if granted by the Department, cannot be transferred without authorization from the Department, and I will promptly notify the Department upon sale or legal transfer of any permitted emissions unit.*

   Signature _____ Date 11/26/12

* Attach letter of authorization if not currently on file.

Scope of Application

Emissions Unit ID	Description of Emissions Unit	Permit Type	Processing Fee
001	Baghouse atop fly ash terminal silo	AO2B	$1000

Application Processing Fee

Check one: [X] Attached - Amount: $_$1000_____ [ ] Not Applicable_

Application Comment

Check payment for $1,000 was received by DEP on 11/26/12.

II. FACILITY INFORMATION

Facility Contact

1. Name and Title of Facility Contact: Kenny Cauley, Plant Manager
2. Facility Contact Mailing Address: Organization/Firm: Boral Material Technologies, Inc Street Address: 800 Industrial Drive City: Panama City State: FL Zip Code: 32405
3. Facility Contact Telephone Numbers: Telephone: (850) 769-0603 Fax: (850)769-0604

Facility Supplemental Requirements

1. Area Map Showing Facility Location: [X] Attached, Document ID:__A_____ [ ] Not Applicable [ ] Waiver Requested
2. Facility Plot Plan: [X] Attached, Document ID:__B_____ [ ] Not Applicable [ ] Waiver Requested
3. Process Flow Diagram(s): [X] Attached, Document ID:__C_____ [ ] Not Applicable [ ] Waiver Requested
4. Precautions to Prevent Emissions of Unconfined Particulate Matter: [X] Attached, Document ID:__D____ [ ] Not Applicable [ ] Waiver Requested

Facility Comment

Emissions Unit ID___001_____

III. EMISSIONS UNIT INFORMATION

A separate Emissions Unit Information Section must be completed for each emissions unit addressed in this Application for Non-Title V Air Permit Renewal. If submitting the form in hard copy, indicate, in the space provided at the top of each page, the Emissions Unit ID of the emissions unit addressed on the page, as given in the unit's most current air operation permit.

Emissions Unit Description and Status

1. Description of Emissions Unit Addressed in This Section (limit to 60 characters): The fly ash silo loads tanker trucks through a gravity fed load out spout at the maximum rate of 150 tons per hour. The facility has a maximum throughput rate of 70,000 tons per year.	
2. Emissions Unit Status Code: A	3. Long-Term Reserve Shutdown Date: n/a
4. Control Equipment Method/Description (limit to 200 characters per device or method): Particulate matter (PM) emissions created by silo loading are controlled by a StaClean diffuser baghouse, Model No. 30-3.2-BDS StaClean pleated bag pulse jet bin vent, located atop the silo.	

Emissions Unit Operating Capacity and Schedule

1. Maximum Heat Input Rate: n/a		mmBtu/hr
2. Maximum Incineration Rate: n/a	lb/hr	tons/day
3. Maximum Process or Throughput Rate: 150 TPH/50 TPH		
4. Maximum Production Rate: 70,000 Tons per rolling 12-month total		
5. Requested Maximum Operating Schedule:		
	24 hours/day	7 days/week
	52 weeks/year	8760 hours/year

Emissions Unit ID__001_____

Emissions Unit Supplemental Requirements

1. Fuel Analysis or Specification [ ] Attached, Document ID:_____ [X] Not Applicable [ ] Waiver Requested	
2. Compliance Test Report [X] Attached, Document ID:___E____ [ ] Not Applicable [X] Previously submitted, Date:__Dec 2007_____	
3. Procedures for Startup and Shutdown [*] Attached, Document ID:___F____ [ ] Not Applicable [ ] Waiver Requested	
4. Operation and Maintenance Plan [*] Attached, Document ID:__F_____ [ ] Not Applicable [ ] Waiver Requested	
5. Other Information Required by Rule or Statute [*] Attached, Document ID:___F____ [ ] Not Applicable	

Emissions Unit Comment

* Included in the Environmental Compliance Plan dated December 2007

Appendix A

Google Maps

Address

Panama City, FL

Get Google Maps on your phone
Text the word "GMAPS" to 466453

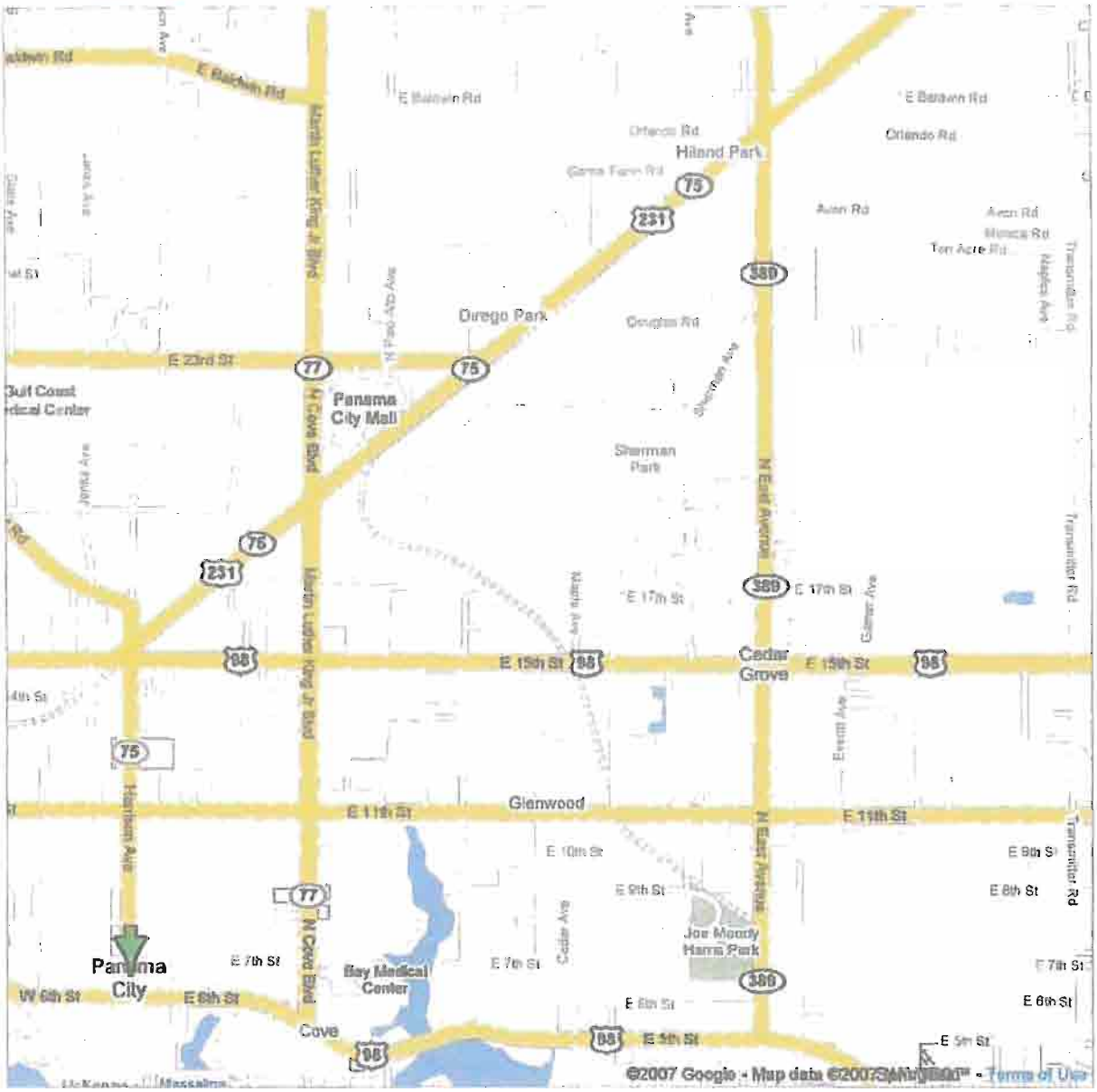

MAPQUEST.

2 Edwards Dr
Panama City FL
32405-6097 US

Notes:

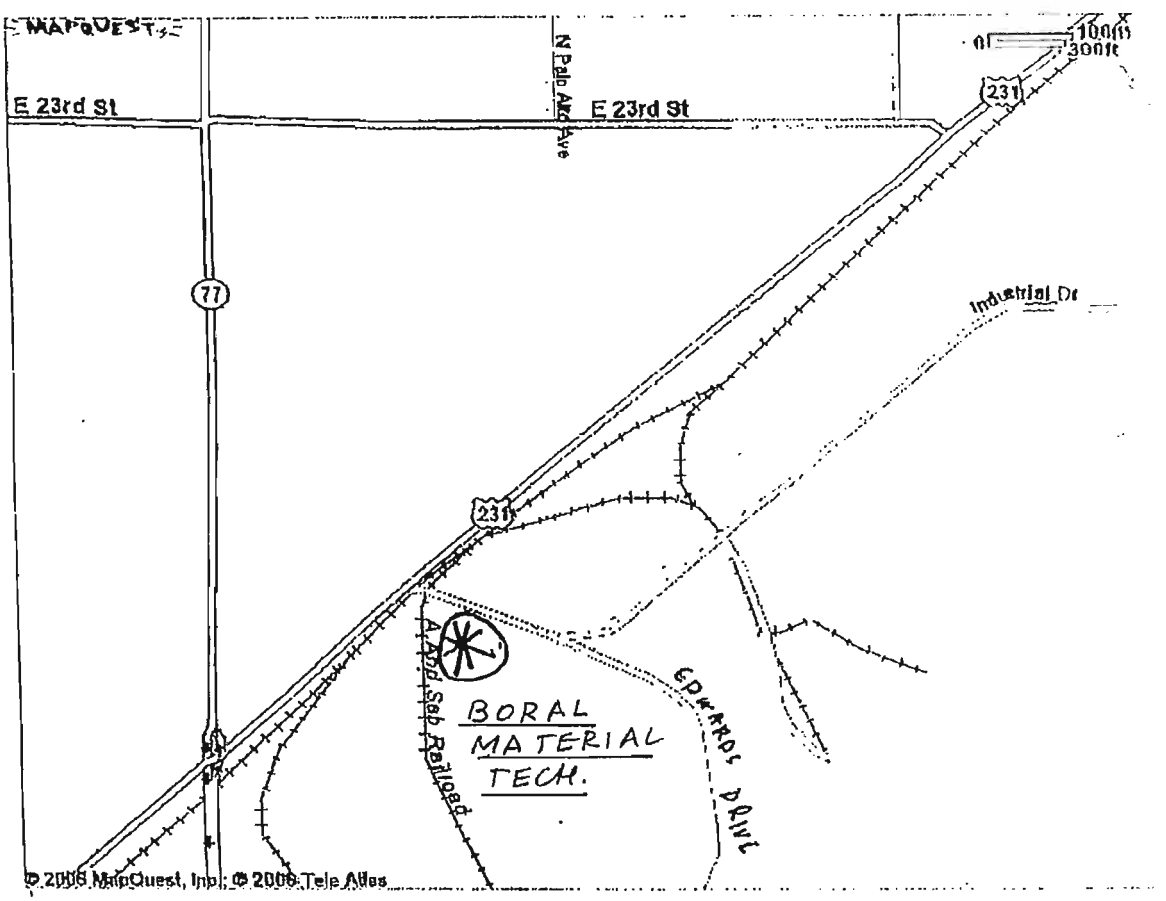

All rights reserved. Use Subject to License/Copyright

This map is informational only. No representation is made or warranty given as to its content. User assumes all risk of use. MapQuest and its suppliers assume no responsibility for any loss or delay resulting from such use.

Appendix B

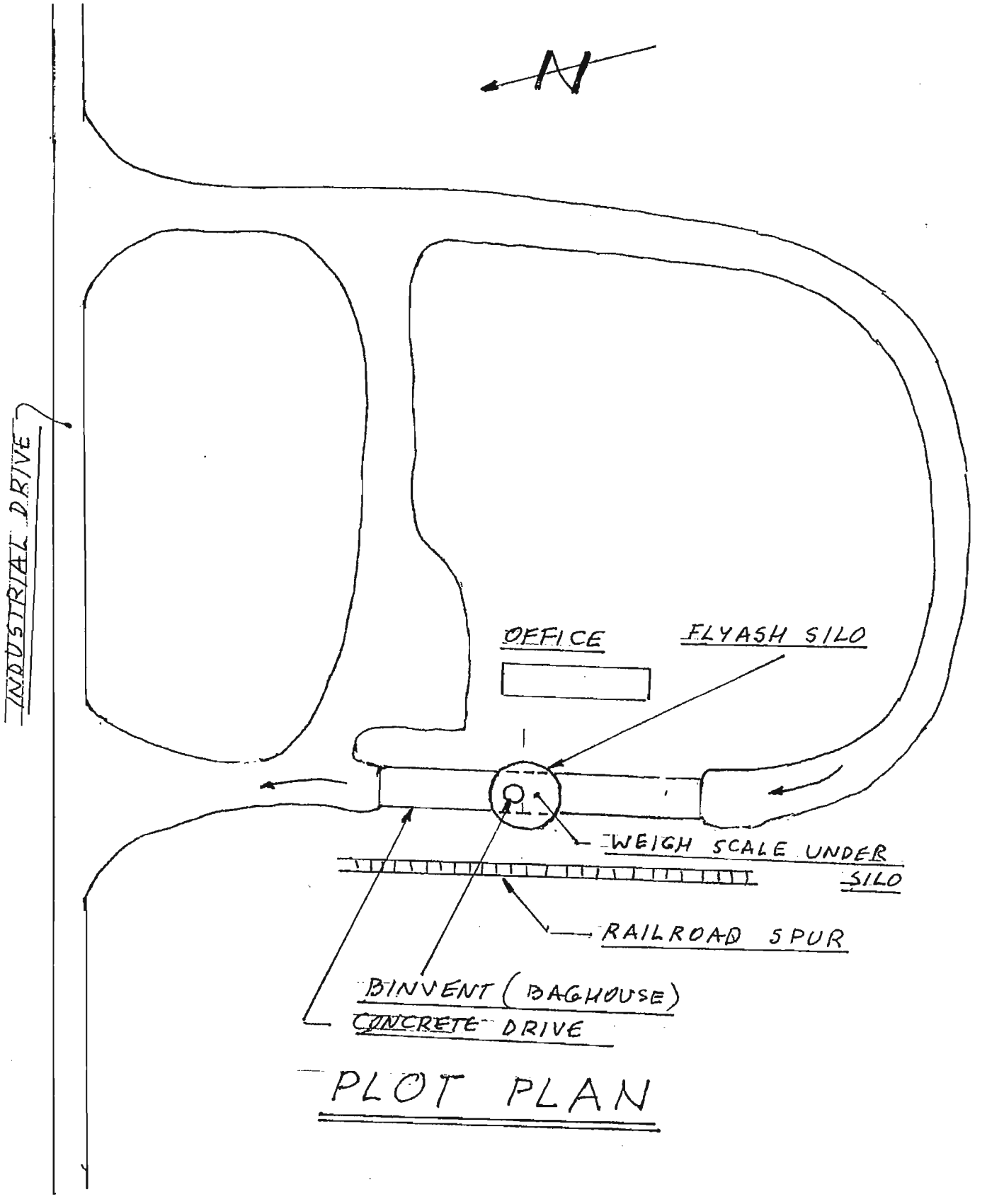
N
INDUSTRIAL DRIVE
OFFICE
FLYASH SILO
WEIGH SCALE UNDER SILO
RAILROAD SPUR
BINVENT (BAGHOUSE)
CONCRETE DRIVE

PLOT PLAN

Appendix C

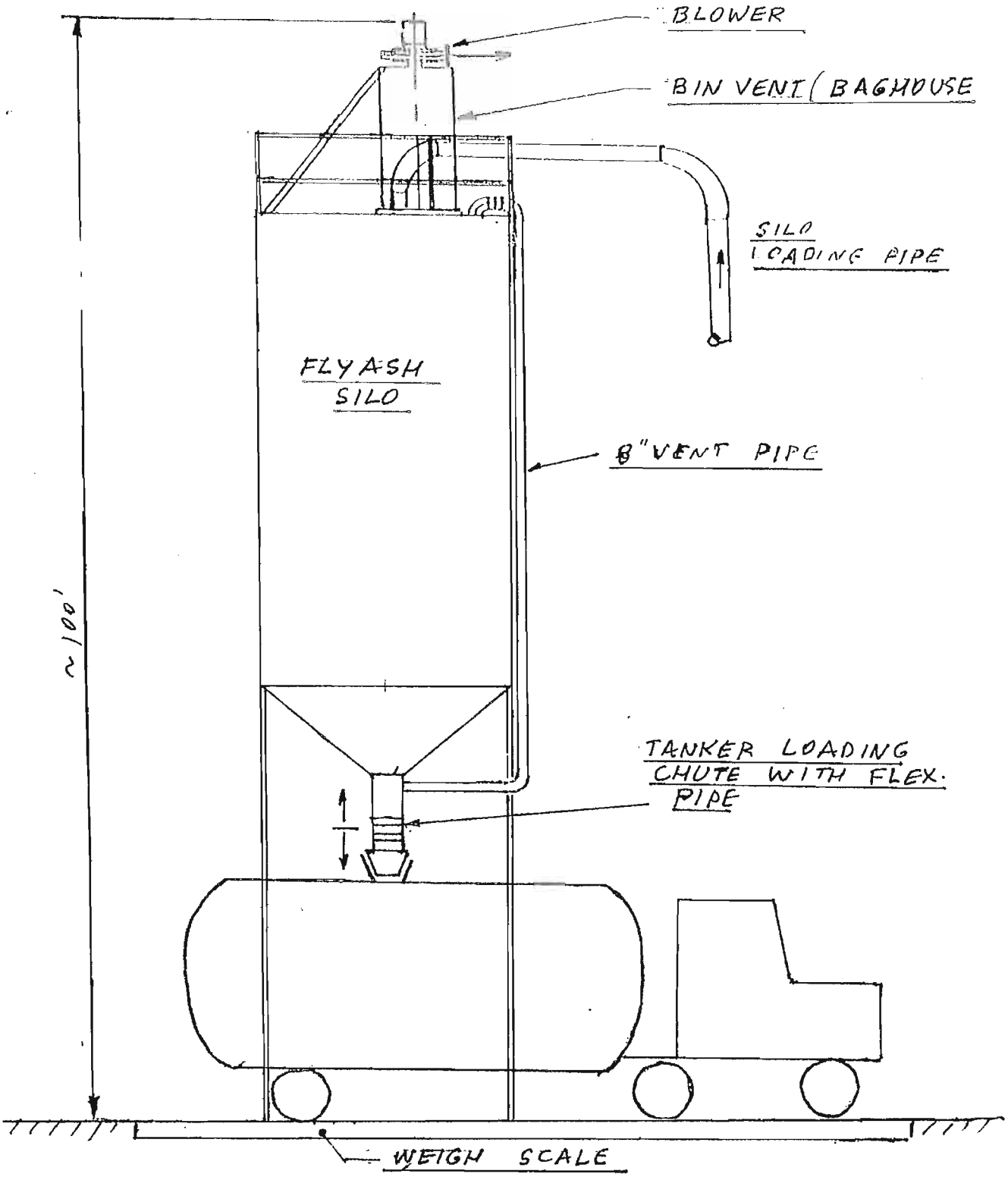

PROCESS FLOW SCHEMATIC

Appendix D

Precautions to Prevent Emissions of Unconfined PM

This process is accomplished through a fully enclosed system of pipes and chutes starting from outloading pipe connection on railroad car(s) to tanker truck inlet opening. PM emissions created by loading flyash from railroad car(s) to storage silo are controlled by a baghouse located atop the silo. Air displaced by material loaded into silo and air introduced by pneumatic conveying process (air compressor) is filtered through this baghouse filtering media. Dust created by fully enclosed outloading system from silo to tanker truck is captured by 8" dia pipe attached to loadout spout close to where spout attaches to tanker inlet opening. This pipe returns fugitive dust back to the silo. Loadout spout terminates with a box which seals tightly around tanker inlet opening to prevent fugitive PM emissions at that point. Loading out of flyash silo and into tanker truck is by gravity; there is no pressure build-up in outloading train to enhance possibility of fugitive dust.

Area around silo and adjacent area will be kept clean and any possible spillage will be cleaned immediately to prevent wind carrying fugitive emissions.

Appendix E

EPA
VISIBLE EMISSION OBSERVATION FORM 1

Form Number	Page	Of
001	1	1

Continued on VEO Form Number

Method Used (Circle One): Method 9 | 203A | 203B | Other: _____

Company Name	Boral Materials Technologies, Inc
Facility Name	Panama City Facility
Street Address	2 Edwards Drive
City	Panama City
State	FL
Zip	32405
Process	Fly Ash Silo Loading
Unit #	001
Operating Mode	50 Tons/hr.
Control Equipment	Baghouse
Operating Mode	50 Tons/hr
Describe Emission Point	Hooded baghouse Vent Metal
Height of Emiss. Pt.	Start ~71' End ~71'
Height of Emiss. Pt. Rel. to Observer	Start ~71' End ~71'
Distance to Emiss. Pt	Start ~338' End ~338'
Direction to Emiss. Pt. (Degrees)	Start ~292° End ~292°
Vertical Angle to Obs. Pt.	Start ~12° End ~12°
Direction to Obs. Pt. (Degrees)	Start Same End Same
Distance and Direction to Observation Point from Emission Point	Start Same End Same
Describe Emissions	Start Clear End Clear
Emission Color	Start Clear End Clear
Water Droplet Plume	Attached ☐ Detached ☐ None ☒
Describe Plume Background	Start SKY End SKY
Background Color	Start Grey End L. Blue
Sky Conditions	Start Cloudy End P. Cloudy
Wind Speed	Start ~0-5mph End ~0-5mph
Wind Direction	Start NW End NW
Ambient Temp	Start ~81° End ~81°
Wet Bulb Temp.	~76°
RH Percent	80

Source Layout Sketch

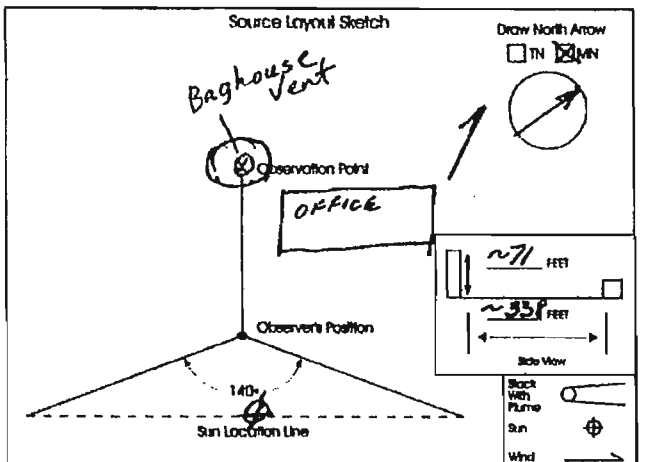

Longitude	Latitude	Declination
N30°11.021	W85°38.020	N/A

Additional Information: ARMS # 7775355-001 AC
Unit 001

Observation Date	Time Zone	Start Time	End Time
8-31-2007	EST	9:29 am	9:59 am

Min \ Sec	0	15	30	45	Comments
1	0	0	0	0	Truck + Railcar
2	0	0	0	0	Loading
3	0	0	0	0	
4	0	0	0	0	
5	0	0	0	0	
6	0	0	0	0	
7	0	0	0	0	
8	0	0	0	0	
9	0	0	0	0	
10	0	0	0	0	AVG = Ø
11	0	0	0	0	
12	0	0	0	0	
13	0	0	0	0	
14	0	0	0	0	
15	0	0	0	0	
16	0	0	0	0	
17	0	0	0	0	
18	0	0	0	0	
19	0	0	0	0	
20	0	0	0	0	
21	0	0	0	0	
22	0	0	0	0	
23	0	0	0	0	
24	0	0	0	0	
25	0	0	0	0	
26	0	0	0	0	
27	0	0	0	0	
28	0	0	0	0	
29	0	0	0	0	
30	0	0	0	0	

Observer's Name (Print)	Henry Hernandez
Observer's Signature	Henry Hernandez
Date	8-31-2007
Organization	Biological & Ecological Solutions Associates
Certified By	ETA
Date	05/16/2007

VEOF1.1

Henry Hernandez
Environmental Services

September 19, 2012

DIGITAL ELECTRONIC SUBMITTAL

Rick Bradburn
Air Resources Management
Dept. of Environmental Protection
1600 Governmental Center
Pensacola, Florida 32502-5794

RE: Boral Materials Technologies, Inc.
Panama City Facility
ARMS Number – 7775355-001 AO / U 001
Panama City – Bay County
Completed VEO Form

Dear Mr. Bradburn:

On September 13, 2012 I conducted Visible Emissions Observations at the above facility. Enclosed find one VEO form completed for the fly ash silo one half hour VE and a copy of my certification.

If you have any questions or require additional information please feel free to contact me at (850) 624-8110 or by email at henryher@hughes.net.

Sincerely,

Henry Hernandez

Digitally signed by Henry Hernandez
DN: CN = Henry Hernandez, C = US, O = BESA Environmental Services
Reason: I am the author of this document
Date: 2012.09.20 06:45:21 -04'00'

Henry Hernandez
Project Manager

cc: Anthony McQuieter – Boral Materials Technologies – Panama City
File

Enclosures(s): 1) Completed VEO form – Boral Materials Technology, Panama City
2) VEO Certification

13521 Thorpe Lane, Fountain, Florida 32438 • (850) 624-8110 • (850) 722-9154 Fax

EPA
VISIBLE EMISSION OBSERVATION FORM 1

Form Number	01	Page 1	Of 1
Continued on VEO Form Number			

Method Used (Circle One): (Method 9) 203A 203B Other: _____

Company Name	Boral Materials Technologies, Inc
Facility Name	Panama City Facility
Street Address	800 Industrial Drive
City	Panama City
State	FL
Zip	32405
Process	Fly Ash Silo Loading
Unit #	01
Operating Mode	1
Control Equipment	Baghouse
Operating Mode	3000 CFM
Describe Emission Point	Round Vent on top of Baghouse
Height of Emiss. Pt. Start	~70'
Height of Emiss. Pt. End	~70'
Height of Emiss. Pt. Rel. to Observer Start	Same
Height of Emiss. Pt. Rel. to Observer End	Same
Distance to Emiss. Pt. Start	~592'
Distance to Emiss. Pt. End	~592'
Direction to Emiss. Pt. (Degrees) Start	~152°
Direction to Emiss. Pt. (Degrees) End	~152°
Vertical Angle to Obs. Pt. Start	~78
Vertical Angle to Obs. Pt. End	~7°
Direction to Obs. Pt. (Degrees) Start	Same
Direction to Obs. Pt. (Degrees) End	Same
Distance and Direction to Observation Point from Emission Point Start	Same
Distance and Direction to Observation Point from Emission Point End	Same
Describe Emissions Start	Clear
Describe Emissions End	Clear
Emission Color Start	Clear
Emission Color End	Clear
Water Droplet Plume	Attached ☐ Detached ☐ None ☒
Describe Plume Background Start	Sky
Describe Plume Background End	Sky
Background Color Start	Grey
Background Color End	L. Blue
Sky Conditions Start	overcast
Sky Conditions End	overcast
Wind Speed Start	~2-5 MPH
Wind Speed End	~2-5 mph
Wind Direction Start	NE
Wind Direction End	NE
Ambient Temp. Start	~88°
Ambient Temp. End	~88°
Wet Bulb Temp.	~75°
RH Percent	~54%

Source Layout Sketch

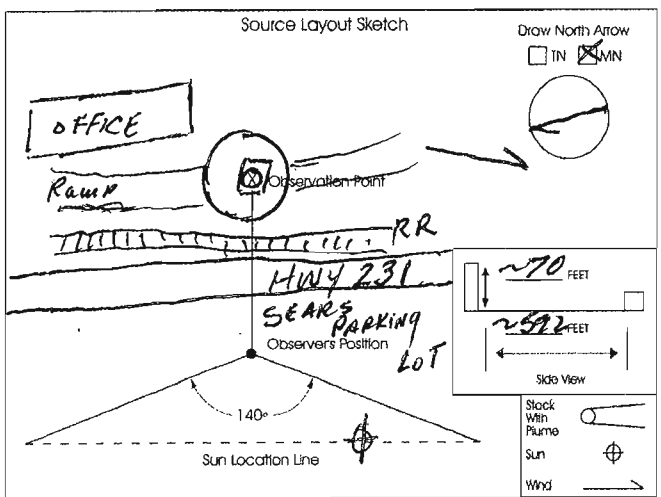

Longitude	Latitude	Declination
W85°38.892'	N30°11.096'	N/A

Additional Information: ID# 777355

Observation Date	Time Zone	Start Time	End Time
9-13-12	CST	1509	1539

Min \ Sec	0	15	30	45	Comments
1	0	0	0	0	
2	0	0	0	0	
3	0	0	0	0	
4	0	0	0	0	
5	0	0	0	0	
6	0	0	0	0	
7	0	0	0	0	
8	0	0	0	0	
9	0	0	0	0	
10	0	0	0	0	
11	0	0	0	0	
12	0	0	0	0	
13	0	0	0	0	
14	0	0	0	0	
15	0	0	0	0	
16	0	0	0	0	
17	0	0	0	0	
18	0	0	0	0	
19	0	0	0	0	
20	0	0	0	0	
21	0	0	0	0	
22	0	0	0	0	
23	0	0	0	0	
24	0	0	0	0	
25	0	0	0	0	
26	0	0	0	0	
27	0	0	0	0	
28	0	0	0	0	
29	0	0	0	0	
30	0	0	0	0	

Observer's Name (Print)	Henry Hernandez
Observer's Signature	Henry Hernandez
Date	9-13-12
Organization	Henry Hernandez
Certified By	Whitlow Enterprises
Date	06/06/12

Whitlow Enterprises, LLC
www.smokeschool.net
Certifies that
Henry Hernandez of Biological & Ecological Solutions Assoc.
Has passed the certification test required by EPA Method 9
40 CFR 60 Appendix A and is qualified as a visible emissions evaluator.
Certification Date: 6/6/2012 Location: Atmore, AL

George Whitlow
President

AAL060612-30

Appendix F

Environmental Compliance Plan (ECP)

RECEIVED
JAN 0 2 2008
NORTHWEST FLORIDA
DEP

For

Boral Materials Technologies, Inc.

Panama City, FL Facility

December 2007

O & M Plan

Boral Materials Technologies flyash transfer facility is designed and constructed to transfer flyash from railroad cars into 250 ton storage silo and from there to truck tankers which distribute flyash to customers. It is a fully enclosed system and if operated properly does not allow flyash to leave the system and spill onto the ground and/or create fugitive emissions. PM emissions during process of loading flyash from railroad car into storage silo using compressed air from stationary air compressor(s) located on plant property or during unloading of flyash from storage silo into truck tankers using gravity fed are controlled by bin vent (baghouse) located atop storage silo. Bin vent (baghouse) operates as follows: air laden with dust is sucked from the silo into bin vent via negative pressure produced by the blower atop the bin vent housing. Air passes through cartridge(s) walls from outside in, leaving dust accumulated on outside of cartridge walls. Clean air then travels to clean air plenum and is discharged outside through the blower. Cartridges are cleaned by use of compressed air jets located atop each cartridge. Pulsing is activated by timer which actuates jets in approximate 1 to 1.5 minute intervals. Pulses force dust accumulated on the outside walls of cartridge(s) back into the silo. Pulsing action is manually activated by the operator when flyash is transferred from railroad car into silo or from silo to truck tanker. 8" vent line leading from truck loading chute to top of silo carries dust created inside the chute during tanker loading back into the silo. Exhaust blower atop bin vent runs during loading or unloading of the silo to create negative pressure inside the silo. This negative pressure helps move air displaced from the silo during flyash transfer from railroad car to silo and/or sucks dust from tanker loading chute through 8" vent pipe. Truck loading chute is equipped with flexible connection (sleeve) and molded rubber snout. Flexible connection makes it possible for the end of the chute to be raised and/or lowered as needed so that rubber snout can fit tightly into tanker loading opening.

System was designed to be able to receive flyash into storage silo at the rate of 50 TPH at the same time as flyash is being transferred from silo into truck tanker at the rate of 150 TPH.

To operate this facility operator(s) is trained to understand how system works before being allowed to operate the facility. Present operator (plant manager) is fully trained from working with the company at other locations, but any new hire will be trained as required.

Operator(s) understands that successful operation of this plant from environmental standpoint depends on several factors:

1. Integrity of the system. Any possible tears in system piping, flex connection(s), storage silo and miscellaneous fittings and appurtences will result in fugitive emissions and/or spillage of flyash on the ground.
2. Tight fitting of discharge chute snout into truck tanker opening prevents fugitive emissions
3. Observing maximum transferring flows as follows: 50 TPH from railroad car to storage silo and 150 TPH from silo to tankers
4. Keeping track of the amount of flyash in the silo (250 ton maximum) so that silo is not overfilled causing flyash to spill to the ground.
5. Turning on bin vent blower and actuating clean pulsing system every time flyash is being transferred from railroad car to silo or from silo to truck tankers.
6. Observing the operations of the bin vent and recording pressure differential (magnehelic) gauge readings daily when facility is in use. Understanding what gauge indicates is important. It indicates the condition of filtering media (cartridges) by measuring simultaneously pressure before and after filtering media. Newly installed cartridges will indicate low readings and as filtering media gets loaded with dust, pressure will increase. During initial visual emissions test magnehelic gauge indicated 1.5 to 1.6" W.G. On basis of this, operating range was selected as 1.0 to 2.0" W.G. When magnehelic

gauge readings start approaching 2.0" W.G., it is time to replace cartridges. Incorrect gauge readings may result from gauge itself not operating correctly due to moisture accumulation in the gauge itself or in lines leading to the gauge. When this occurs, disconnect lines leading to the gauge and make sure gauge zeroes itself out and/or possibly clean lines with compressed air (gently).

7. Observe Pm (fugitive emissions) from bin vent daily. System is designed so that very little if any visible emissions should be detected. Although plant operator is not trained or certified to conduct VE test, he/she should recognize that something is different from day to day observation and detect abnormal event due to excessive dust coming from the blower exhaust. This will indicate punctured or incorrectly fitted cartridge(s) in the bin vent.
8. Check daily (first thing in the morning) that compressor(s) supplying air to bin vent pulsing mechanism is in good operating order. Also check that power supplied to pulsing timer is on and time timer operation, making sure it actuates pulsing of jets in prescribed intervals of 1.0 to 1.5 minutes.

Procedures for Startup and Shutdown

Transfer of flyash from railroad car(s) to storage silo or from storage silo to truck tanker(s) will not commence until bin vent blower and pulsing system are turned on.

Run bin vent blower and pulsing system 15 minutes longer after transfer is completed.

Record Keeping

Operating parameters such as differential pressure readings and visual observation of the bin vent discharge will be recorded on log sheet. Sample is attached.

The following documents will be kept on site for a minimum of 5 years:

Copy of current DEP Construction and Operation Permits

Copy of this Environmental Compliance Plan

Daily bin vent data (on days when operated)

Records of flyash processed in 12-month rolling totals

Maintenance records on the bin vent and associated equipment

Records of malfunctions or failures of the above and corrective actions taken

Results of last compliance (visible emissions) test

Rolling 12-month Totals

Rolling 12-month totals of the amount of flyash transferred will be recorded on the log sheet. Sample is attached.

At the end of each month all the totals will be summarized and recorded. Rolling 12-month totals for flyash will be calculated by adding current month figures to previous 11 month totals.

Since facility is allowed to operate unlimited hours (8,760 hr/yr), it is not necessary to record operating hours.

Abnormal Events

In the event Boral Materials Technology, Inc. is temporarily unable to comply with any of the conditions of DEP permit due to breakdown of equipment, power outages, destruction by hazard of fire, wind or other cause, Boral will notify DEP. Notification shall be made in person, by telephone, or other means within 24 hours of breakdown or malfunction. The telephone number to call to notify DEP is **850 595-8364 ext. 1220**. For emergencies involving a significant threat to human health or the environment, **the number is 850 320-0519.**

A written report of any noncompliance referenced above shall be submitted to the Florida **Department of Environmental Protection, 160 Governmental Center, Pensacola, FL 32502-5794**, within 30 days after its occurrence. The report shall describe the nature and cause of the breakdown or malfunction, the steps being taken or planned to be taken to correct the problem and prevent its reoccurrence, emergency procedures in use pending correction of the problem and time when the facility will again be operating in accordance with permit conditions.

If an emergency arises or there is any condition, which prevents the continued operation of the emissions control components or results in non-compliance with applicable regulations, the operator will:

Stop production immediately

Notify Area Superintendent(s), as soon as practically possible, of the time, date and nature of the occurrence and the corrective action(s) taken

Ensure that the emission control components are in good working order before resuming production.

Forms

Boral Materials Technologies, Inc.

Panama City, FL

Bin Vent Data Log

	Monday	Tuesday	Wednesday	Thursday	Friday	Saturday	Sunday
Date							
Time							
Differential Pressure " WG							
Exhaust Visual Inspection							

Stack Visual Inspection

0 = No visible emissions, ideal, normal

1 = Barely visible, shut down, check bin vent, repair

Boral Materials Technologies, Inc.
Panama City, FL

Rolling 12-month Totals

Year _____

Month													**Rolling 12-Month Total**
Flyash Transferred To Silo													
Flyash Transferred To Tankers													

Precautions to Prevent Emissions of Unconfined PM

This process is accomplished through a fully enclosed system of pipes and chutes starting from outloading pipe connection on railroad car(s) to tanker truck inlet opening. PM emissions created by loading flyash from railroad car(s) to storage silo are controlled by a baghouse located atop the silo. Air displaced by material loaded into silo and air introduced by pneumatic conveying process (air compressor) is filtered through this baghouse filtering media. Dust created by fully enclosed outloading system from silo to tanker truck is captured by 8" dia pipe attached to loadout spout close to where spout attaches to tanker inlet opening. This pipe returns fugitive dust back to the silo. Loadout spout terminates with a box which seals tightly around tanker inlet opening to prevent fugitive PM emissions at that point. Loading out of flyash silo and into tanker truck is by gravity; there is no pressure build-up in outloading train to enhance possibility of fugitive dust.

Area around silo and adjacent area will be kept clean and any possible spillage will be cleaned immediately to prevent wind carrying fugitive emissions.