



1715 North Westshore Boulevard, Suite 875
Tampa, Florida 33607
tel: 813 281-2900
fax: 813 288-8787

RECEIVED

SEP 15 2008

September 12, 2008

BUREAU OF AIR REGULATION

Mr. Scott Sheplak, P.E.
Bureau of Air Regulation
Florida Department of Environmental Protection
2600 Blair Stone Road
Tallahassee, Florida 32399-2400

Subject: Request for Title V Permit Revision
Title V Permit No. 1010056-005-AV

Dear Mr. Sheplak:

Project No. - : 1010056-006-AV

On May 10, 2006, the United States Environmental Protection Agency (USEPA) modified the New Source Performance Standards (NSPS) and associated Emission Guidelines (EG) for Large Municipal Waste Combustors. On May 11, 2007, your Department adopted these revisions into Chapter 62-204, effective May 31, 2007. The Pasco County Resource Recovery Facility is affected by these changes. Accordingly, CDM on behalf of Pasco County hereby requests a revision of the subject Title V permit to incorporate applicable provisions of the revised rule.

We have identified the permit conditions affected by the revision and the necessary changes. For your convenience, attached is a list of the revised conditions with words deleted by ~~striketrough~~ and words added by underline.

We trust that this information contained in the attached application is sufficient for the Department to revise the facility's permit. If additional information is needed, please do not hesitate to contact either myself at (813) 281-2900 or Mr. John Power with Pasco County at (727) 856-0119.

Very truly yours,

Jason M. Gorrie, P.E.
Principal
Camp Dresser & McKee Inc.

c: Viet Ta (Covanta Pasco, Inc.)
John Power, Pasco County

PERMIT CONDITIONS AFFECTED BY THE REVISION AND THE NECESSARY CHANGES

Operating Practices and Requirements

A.11. Operating Requirements. The procedures specified in paragraphs (1) through (12) shall be used for determining compliance with the operating requirements under 40 CFR 60.53b.

(3) The owner or operator of an affected facility shall install, calibrate, maintain, and operate a continuous emission monitoring system for measuring carbon monoxide at the combustor outlet and record the output of the system and shall follow the procedures and methods specified in paragraphs(i) through(iii).

(ii) During each relative accuracy test run of the continuous emission monitoring system required by Performance Specification 4A in appendix B of 40 CFR 60, carbon monoxide and oxygen (or carbon dioxide) data shall be collected concurrently (or within a 30- to 60-minute period) by both the continuous emission monitors and the test methods specified in paragraphs (A) and(B). For affected facilities subject to the 100 parts per million dry volume carbon monoxide standard, the relative accuracy criterion of 5 parts per million dry volume is calculated as the absolute value of the mean difference between the reference method and continuous emission monitoring systems.

(8) The maximum demonstrated municipal waste combustor unit load shall be determined during the initial performance test for dioxins/furans and each subsequent performance test during which compliance with the dioxin/furan emission limit specified in 40 CFR 60.52b(c) is achieved. The maximum demonstrated municipal waste combustor unit load shall be the highest 4-hour arithmetic average load achieved during four consecutive hours during the most recent test during which compliance with the dioxin/furan emission limit was achieved. If a subsequent dioxin/furan performance test is being performed on only one affected facility at the MWC plant, as provided in 40 CFR 60.58b(g)(5)(iii), the owner or operator may elect to apply the same maximum municipal waste combustor unit load from the tested facility for all similarly designed and operated affected facilities at the MWC plant.

(9) For each particulate matter control device employed at the affected facility, the maximum demonstrated particulate matter control device temperature shall be determined during the initial performance test for dioxins/furans and each subsequent performance test during which compliance with the dioxin/furan emission limit specified in 40 CFR 60.52b(c) is achieved. The maximum demonstrated particulate matter control device temperature shall be the highest 4-hour arithmetic average temperature achieved at the particulate matter control device inlet during four consecutive hours during the most recent test during which compliance with the dioxin/furan limit was achieved. If a subsequent dioxin/furan performance test is being performed on only one affected facility at the MWC plant, as provided in 40 CFR 60.58b(g)(5)(iii), the owner or operator may elect to apply the same maximum particulate matter control device temperature from the tested facility for all similarly designed and operated affected facilities at the MWC plant.

Pasco County Resource Recovery facility, Title V Permit No. 1010056-005-AV

(10) At a minimum, valid continuous emission monitoring system hourly averages shall be obtained as specified in paragraphs (i) and (ii) for ~~75 percent of the operating hours per day for 90 percent of the operating days per calendar quarter~~ at least 90 percent of the operating hours per calendar quarter and 95 percent of the operating hours per calendar year that the affected facility is combusting municipal solid waste.

Operator Training and Certification

~~A.12. Standards for municipal waste combustor operator training and certification.~~

~~(2) If one of the persons listed in paragraph (c) must leave the affected facility during their operating shift, a provisionally certified control room operator who is onsite at the affected facility may fulfill the requirement in paragraph (c). If both the certified chief facility operator and certified shift supervisor are unavailable, a provisionally certified control room operator on site at the municipal waste combustion unit may fulfill the certified operator requirement. Depending on the length of time that a certified chief facility operator and certified shift supervisor are away, the owner or operator of the affected facility must meet one of three criteria:~~

- (i) When the certified chief facility operator and certified shift supervisor are both off site for 12 hours or less, and no other certified operator is on site, the provisionally certified control room operator may perform the duties of the certified chief facility operator or certified shift supervisor.
- (ii) When the certified chief facility operator and certified shift supervisor are off site for more than 12 hours, but for two weeks or less, and no other certified operator is on site, the provisionally certified control room operator may perform the duties of the certified chief facility operator or certified shift supervisor without notice to, or approval by, the Administrator. However, the owner or operator of the affected facility must record the period when the certified chief facility operator and certified shift supervisor are off site and include that information in the annual report as specified under § 60.59b(g)(5).
- (iii) When the certified chief facility operator and certified shift supervisor are off site for more than two weeks, and no other certified operator is on site, the provisionally certified control room operator may perform the duties of the certified chief facility operator or certified shift supervisor without approval by the Administrator. However, the owner or operator of the affected facility must take two actions:
 - (A) Notify the Administrator in writing. In the notice, state what caused the absence and what actions are being taken by the owner or operator of the facility to ensure that a certified chief facility operator or certified shift supervisor is on site as expeditiously as practicable.

Pasco County Resource Recovery facility, Title V Permit No. 1010056-005-AV

(B) Submit a status report and corrective action summary to the Administrator every four weeks following the initial notification. If the Administrator provides notice that the status report or corrective action summary is disapproved, the municipal waste combustion unit may continue operation for 90 days, but then must cease operation. If corrective actions are taken in the 90-day period such that the Administrator withdraws the disapproval, municipal waste combustion unit operation may continue.

(3) A provisionally certified operator who is newly promoted or recently transferred to a shift supervisor position or a chief facility operator position at the municipal waste combustion unit may perform the duties of the certified chief facility operator or certified shift supervisor without notice to, or approval by, the Administrator for up to six months before taking the ASME QRO certification exam.

Excess Emissions

A.35. Startup, Shutdown and Malfunction. The provisions for startup, shutdown, and malfunction are provided in paragraph (1).

(1) The standards under 40 CFR 60, Subpart Cb, as incorporated in Rule 62-204.800(8)(b), F.A.C., apply at all times except during periods of startup, shutdown, or malfunction. Duration of startup or shutdown periods are limited to 3 hours per occurrence, except as provided in condition A.35.(1)(iii) of this section. During periods of startup, shutdown, or malfunction, monitoring data shall be dismissed or excluded from compliance calculations, but shall be recorded and reported in accordance with the provisions of 40 CFR 60.59b(d)(7).

(iii) For the purpose of compliance with the carbon monoxide emission limits in Sec. 60.53b (a), if a loss of boiler water level control (e.g., boiler waterwall tube failure) or a loss of combustion air control (e.g., loss of combustion air fan, induced draft fan, combustion grate bar failure) is determined to be a malfunction, the duration of the malfunction period is limited to 15 hours per occurrence. During such periods of malfunction, monitoring data shall be dismissed or excluded from compliance calculations, but shall be recorded and reported in accordance with the provisions of 40 CFR 60.59b(d)(7).

Test Methods and Procedures

Particulate Matter and Opacity

A.39. The procedures and test methods specified in paragraphs (1) through (11) shall be used to determine compliance with the emission limits for particulate matter and opacity.

(3) The EPA Reference Method 5 shall be used for determining compliance with the particulate matter emission limit. The minimum sample volume shall be 1.7 cubic meters. The probe and filter holder heating systems in the sample train shall be set to provide a gas temperature no greater than

Pasco County Resource Recovery facility, Title V Permit No. 1010056-005-AV

160 \pm 14 °C. An oxygen or carbon dioxide measurement shall be obtained simultaneously with each Method 5 run.

(9) Following the date that the initial performance test for particulate matter is completed or is required to be completed under 40 CFR 60.8 for an affected facility, the owner or operator shall conduct a performance test for particulate matter on a calendar year basis (no less than 9 calendar months and no more than 15 calendar months following the previous performance test; and must complete five performance tests within each 5-year calendar period). ~~an annual basis (no more than 12 calendar months following the previous performance test).~~

(11) Following the date that the initial performance test for opacity is completed or is required to be completed under 40 CFR 60.8 for an affected facility, the owner or operator shall conduct a performance test for opacity on a calendar year basis (no less than 9 calendar months and no more than 15 calendar months following the previous performance test; and must complete five performance tests within each 5-year calendar period). ~~an annual basis (no more than 12 calendar months following the previous performance test).~~

Cadmium, Lead and Mercury

A.40. The procedures and test methods specified in paragraphs (1) and (2) shall be used to determine compliance with the emission limits for cadmium, lead, and mercury.

(1) The procedures and test methods specified in paragraphs (1)(i) through (1)(ix) shall be used to determine compliance with the emission limits for cadmium and lead.

(vii) Following the date that the initial performance test for mercury is completed or is required to be completed under 40 CFR 60.8, the owner or operator of an affected facility shall conduct a performance test for compliance with the emission limits for cadmium and lead mercury emissions on a calendar year basis (no less than 9 calendar months and no more than 15 calendar months following the previous performance test; and must complete five performance tests within each 5-year calendar period). ~~an annual basis (no more than 12 calendar months following the previous performance test).~~

(2) The procedures and test methods specified in paragraphs (2)(i) through (2)(xi) shall be used to determine compliance with the mercury emission limit.

(ix) Following the date that the initial performance test for mercury is completed or is required to be completed under 40 CFR 60.8, the owner or operator of an affected facility shall conduct a performance test for mercury emissions on a calendar year basis (no less than 9 calendar months and no more than 15 calendar months following the previous performance test; and must complete five performance tests within each 5-year calendar period). ~~an annual basis (no more than 12 calendar months following the previous performance test).~~

Pasco County Resource Recovery facility, Title V Permit No. 1010056-005-AV

Sulfur Dioxide

A.42. The procedures and test methods specified in paragraphs (1) through (14) shall be used for determining compliance with the sulfur dioxide emission.

(7) At a minimum, valid continuous monitoring system hourly averages shall be obtained as specified in paragraphs (7)(i) and (7)(ii) for ~~75 percent of the operating hours per day for 90 percent of the operating days per calendar quarter~~ 90 percent of the operating hours per calendar quarter and 95 percent of the operating days per calendar year that the affected facility is combusting municipal solid waste.

(12) The continuous emission monitoring system shall be operated according to Performance Specification 2 in 40 CFR 60, Appendix B. For sources that have actual inlet emissions less than 100 parts per million dry volume, the relative accuracy criterion for inlet sulfur dioxide continuous emission monitoring systems should be no greater than 20 percent of the mean value of the reference method test data in terms of the units of the emission standard, or 5 parts per million dry volume absolute value of the mean difference between the reference method and the continuous emission monitoring systems, whichever is greater.

Dioxins/Furans

A.44. The procedures and test methods specified in paragraphs (1) through (10) shall be used to determine compliance with the limits for dioxin/furan emissions.

(5) Following the date that the initial performance test for dioxins/furans is completed or is required to be completed under 40 CFR 60.8, the owner or operator of an affected facility shall conduct performance tests for dioxin/furan emissions in accordance with paragraph (3), according to one of the schedules specified in paragraphs (i) through (iii).

(i) For affected facilities, performance tests shall be conducted on an annual basis ~~(no more than 12 calendar months following the previous performance test.)~~ (no less than 9 calendar months and no more than 15 calendar months following the previous performance test; and must complete five performance tests in each 5-year calendar period).

(ii) ~~{reserved}~~ For the purpose of evaluating system performance to establish new operating parameter levels, testing new technology or control technologies, diagnostic testing, or related activities for the purpose of improving facility performance or advancing the state-of-the-art for controlling facility emissions, the owner or operator of an affected facility that qualifies for the performance testing schedule specified in paragraph (iii), may test one unit for dioxin/furan and apply the dioxin/furan operating parameters to similarly designed and equipped units on site by meeting the requirements specified in paragraphs (A) through (D).

Pasco County Resource Recovery facility, Title V Permit No. 1010056-005-AV

(A) Follow the testing schedule established in paragraph (iii). For example, each year a different affected facility at the municipal waste combustor plant shall be tested, and the affected facilities at the plant shall be tested in sequence (e.g., unit 1, unit 2, unit 3, as applicable).

(B) Upon meeting the requirements in paragraph (iii) for one affected facility, the owner or operator may elect to apply the average carbon mass feed rate and associated carbon injection system operating parameter levels for dioxin/furan as established in 40 CFR 60.58b(m) to similarly designed and equipped units on site.

(C) Upon testing each subsequent unit in accordance with the testing schedule established in paragraph (iii), the dioxin/furan and mercury emissions of the subsequent unit shall not exceed the dioxin/furan and mercury emissions measured in the most recent test of that unit prior to the revised operating parameter levels.

(D) The owner or operator of an affected facility that selects to follow the performance testing schedule specified in paragraph (iii) and apply the carbon injection system operating parameters to similarly designed and equipped units on site shall follow the procedures specified in 40 CFR 60.59b(g)(4) for reporting.

- (iii) Where all performance tests over a 2-year period indicate that dioxin/furan emissions are less than or equal to 15 nanograms per dry standard cubic meter (total mass) for all affected facilities located within a municipal waste combustor plant, the owner or perator of the municipal waste combustor plant may elect to conduct annual performance tests for one affected facility (i.e., unit) per year at the municipal waste combustor plant. At a minimum, a performance test for dioxin/furan emissions shall be conducted annually ~~(no more than 12 months following the previous performance test)~~ (no less than 9 calendar months and no more than 15 calendar months following the previous performance test; and must complete five performance tests in each 5-year calendar period) for one affected facility at the municipal waste combustor plant. Each year a different affected facility at the municipal waste combustor plant shall be tested, and the affected facilities at the plant shall be tested in sequence (e.g., unit 1, unit 2, unit 3, as applicable). If each annual performance test continues to indicate a dioxin/furan emission level less than or equal to 15 nanograms per dry standard cubic meter (total mass), the owner or operator may continue conducting a performance test on only one affected facility per year. If any annual performance test indicates a dioxin/furan emission level greater than 15 nanograms per dry standard cubic meter (total mass), performance tests thereafter shall be conducted annually on all affected facilities at the plant until and unless all annual performance tests for all affected facilities at the plant over a 2-year period indicate a dioxin/furan emission level less than or equal to 15 nanograms per dry standard cubic meter (total mass).

Pasco County Resource Recovery facility, Title V Permit No. 1010056-005-AV

Nitrogen Oxides

A.45. The procedures and test methods specified in paragraphs (1) through (12) shall be used to determine compliance with the nitrogen oxides emission limit for affected facilities under Sec. 60.52b (d).

(6) At a minimum, valid continuous emission monitoring system hourly averages shall be obtained as specified in paragraphs (i) and (ii) for ~~75 percent of the operating hours per day for 90 percent of the operating days per calendar quarter~~ 90 percent of the operating hours per calendar quarter and for 95 percent of the operating hours per calendar year that the affected facility is combusting municipal solid waste.

(12) When nitrogen oxides continuous emissions data are not obtained because of continuous emission monitoring system breakdowns, repairs, calibration checks, and zero and span adjustments, emissions data shall be obtained using other monitoring systems as approved by the Administrator or EPA Reference Method 19 to provide, as necessary, valid emissions data for a minimum of ~~75 percent of the hours per day for 90 percent of the days per calendar quarter~~ 90 percent of the operating hours per calendar quarter and for 95 percent of the operating hours per calendar year the unit is operated and combusting municipal solid waste.

Monitoring Requirements

A.67. The owner or operator of an affected facility shall install, calibrate, maintain, and operate a continuous emission monitoring system and record the output of the system for measuring the oxygen or carbon dioxide content of the flue gas at each location where carbon monoxide, sulfur dioxide, or nitrogen oxides emissions are monitored and shall comply with the test procedures and test methods specified in paragraphs (1) through (78).

(8) During a loss of boiler water level control or loss of combustion air control malfunction period as specified in 40 CFR 60.58b(a)(1)(iii), a diluent cap of 14 percent for oxygen or 5 percent for carbon dioxide may be used in the emissions calculations for sulfur dioxide and nitrogen oxides.

Recordkeeping and Reporting Requirements

A.75. The owner or operator of an affected facility subject to the standards under 40 CFR 60.53b, 60.54b, and 60.55b shall maintain records of the information specified in paragraphs (1) through (15), as applicable, for each affected facility for a period of at least 5 years.

(12) The records specified in paragraphs (i) through (iiiv).

(iv) Records of when a certified operator is temporarily off site. Include two main items:

Pasco County Resource Recovery facility, Title V Permit No. 1010056-005-AV

(A) If the certified chief facility operator and certified shift supervisor are off site for more than 12 hours, but for 2 weeks or less, and no other certified operator is on site, record the dates that the certified chief facility operator and certified shift supervisor were off site.

(B) When all certified chief facility operators and certified shift supervisors are off site for more than 2 weeks and no other certified operator is on site, keep records of four items:

(1) Time of day that all certified persons are off site.

(2) The conditions that cause those people to be off site.

(3) The corrective actions taken by the owner or operator of the affected facility to ensure a certified chief facility operator or certified shift supervisor is on site as soon as practicable

(4) Copies of the written reports submitted every 4 weeks that summarize the actions taken by the owner or operator of the affected facility to ensure that a certified chief facility operator or certified shift supervisor will be on site as soon as practicable.

A.77. Following the first year of municipal combustor operation, the owner or operator of an affected facility shall submit an annual report including the information specified in paragraphs (1) through (4), as applicable, no later than February 1 of each year following the calendar year in which the data were collected (once the unit is subject to permitting requirements under Title V of the Act, the owner or operator of an affected facility must submit these reports semiannually).

(1) A summary of data collected for all pollutants and parameters regulated under this subpart, which includes the information specified in paragraphs (i) through (v).

~~(iv) The total number of days that the minimum number of hours of data for sulfur dioxide, nitrogen oxides, carbon monoxide, municipal waste combustor unit load, and particulate matter control device temperature data were not obtained. The total number of hours per calendar quarter and hours per calendar year that valid data for sulfur dioxide, nitrogen oxides, carbon monoxide, municipal waste combustor unit load, or particulate matter control device temperature data were not obtained~~ based on the data recorded under based on the data recorded under 40.CFR 60.59b(d)(6).

~~(v) The total number of hours that data for sulfur dioxide, nitrogen oxides, carbon monoxide, municipal waste combustor unit load, and particulate matter control device temperature were excluded from the calculation of average emission concentrations or parameters~~ The total number of hours that data for sulfur dioxide, nitrogen oxides, carbon monoxide, municipal waste combustor unit load, and particulate matter control device temperature

Pasco County Resource Recovery facility, Title V Permit No. 1010056-005-AV

were excluded from the calculation of average emission concentrations or parameters based on the data recorded under 40 CFR 60.59b(d)(7).

(4) A notification of intent to begin the reduced dioxin/furan performance testing schedule specified in 40 CFR 60.58b (g) (5) (iii) during the following calendar year and notification of intent to apply the average carbon mass feed rate and associated carbon injection system operating parameter levels as established in 40 CFR 60.58b(m) to similarly designed and equipped units on site.

(5) Documentation of periods when all certified chief facility operators and certified shift supervisors are off site for more than 12 hours.

Miscellaneous Requirements

Activated Carbon Injection

A.86. The owner or operator of an affected facility where activated carbon injection is used to comply with the mercury emission limit, or the dioxin/furan emission limits, or the dioxin/furan emission level specified in 40 CFR 60.58b(g)(5)(iii) shall follow the procedures specified in paragraphs (1) through (34).

(1) During the performance tests for dioxins/furans and mercury, as applicable, the owner or operator shall estimate an average carbon mass feed rate based on carbon injection system operating parameters such as the screw feeder speed, hopper volume, hopper refill frequency, or other parameters appropriate to the feed system being employed, as specified in paragraphs (i) and(ii).

(i) An average carbon mass feed rate in kilograms per hour or pounds per hour shall be estimated during the initial performance test for mercury emissions and each subsequent performance test for mercury emissions.

(ii) An average carbon mass feed rate in kilograms per hour or pounds per hour shall be estimated during the initial performance test for dioxin/furan emissions and each subsequent performance test for dioxin/furan emissions. If a subsequent dioxin/furan performance test is being performed on only one affected facility at the MWC plant, as provided in 40 CFR 60.58b (g)(5)(iii), the owner or operator may elect to apply the same estimated average carbon mass feed rate from the tested facility for all the similarly designed and operated affected facilities at the MWC plant.

(2) During operation of the affected facility, the carbon injection system operating parameter(s) that are the primary indicator(s) of the carbon mass feed rate (e.g., screw feeder setting) shall be averaged over a block 8-hour period, and the 8-hour block average must equal or exceed the level(s) documented during the performance tests specified under paragraphs (1) (i) and (1) (ii); except as specified in paragraphs (i) and (ii).

Pasco County Resource Recovery facility, Title V Permit No. 1010056-005-AV

(i) During the annual dioxin/furan or mercury performance test and the 2 weeks preceding the annual dioxin/furan or mercury performance test, no limit is applicable for average mass carbon feed rate if the provisions of paragraph (ii) are met.


(ii) The limit for average mass carbon feed rate may be waived in accordance with permission granted by the Administrator for the purpose of evaluating system performance, testing new technology or control technologies, diagnostic testing, or related activities for the purpose of improving facility performance or advancing the state-of-the-art for controlling facility emissions.

(3) The owner or operator of an affected facility shall estimate the total carbon usage of the plant (kilograms or pounds) for each calendar quarter by two independent methods, according to the procedures in paragraphs (i) and (ii).

(i) The weight of carbon delivered to the plant.

(ii) Estimate the average carbon mass feed rate in kilograms per hour or pounds per hour for each hour of operation for each affected facility based on the parameters specified under paragraph (1), and sum the results for all affected facilities at the plant for the total number of hours of operation during the calendar quarter.

(4) Pneumatic injection pressure or other carbon injection system operational indicator shall be used to provide additional verification of proper carbon injection system operation. The operational indicator shall provide an instantaneous visual and/or audible alarm to alert the operator of a potential interruption in the carbon feed that would not normally be indicated by direct monitoring of carbon mass feed rate (e.g., continuous weight loss feeder) or monitoring of the carbon system operating parameter(s) that are the indicator(s) of carbon mass feed rate (e.g., screw feeder speed). The carbon injection system operational indicator used to provide additional verification of carbon injection system operation, including basis for selecting the indicator and operator response to the indicator alarm, shall be included in 40 CFR 60.54b(e)(6) of the site-specific operating manual required under 40 CFR 60.54b(e).



Department of Environmental Protection

Division of Air Resource Management

APPLICATION FOR AIR PERMIT - LONG FORM

RECEIVED

SEP 15 2008

BUREAU OF AIR REGULATION

I. APPLICATION INFORMATION

Air Construction Permit – Use this form to apply for an air construction permit:

- For any required purpose at a facility operating under a federally enforceable state air operation permit (FESOP) or Title V air operation permit;
- For a proposed project subject to prevention of significant deterioration (PSD) review, nonattainment new source review, or maximum achievable control technology (MACT);
- To assume a restriction on the potential emissions of one or more pollutants to escape a requirement such as PSD review, nonattainment new source review, MACT, or Title V; or
- To establish, revise, or renew a plantwide applicability limit (PAL).

Air Operation Permit – Use this form to apply for:

- An initial federally enforceable state air operation permit (FESOP); or
- An initial, revised, or renewal Title V air operation permit.

To ensure accuracy, please see form instructions.

Identification of Facility

1. Facility Owner/Company Name: Pasco County	
2. Site Name: Pasco County Resource Recovery Facility	
3. Facility Identification Number: 1010056	
4. Facility Location... Street Address or Other Locator: 14230 Hays Rd. City: Spring Hill County: Pasco Zip Code: 34610	
5. Relocatable Facility? <input type="checkbox"/> Yes <input checked="" type="checkbox"/> No	6. Existing Title V Permitted Facility? <input checked="" type="checkbox"/> Yes <input type="checkbox"/> No

Application Contact

1. Application Contact Name: Bill Crellin	
2. Application Contact Mailing Address... Organization/Firm: CDM Street Address: 1715 North Westshore Blvd. Suite 875 City: Tampa State: FL Zip Code: 33607	
3. Application Contact Telephone Numbers... Telephone: (813) 281 - 2900 ext. Fax: (813) 288 - 8787	
4. Application Contact E-mail Address: crellinwr@cdm.com	

Application Processing Information (DEP Use)

1. Date of Receipt of Application:	3. PSD Number (if applicable):
2. Project Number(s): 1010056-006-A11	4. Siting Number (if applicable):

APPLICATION INFORMATION

Purpose of Application

This application for air permit is being submitted to obtain: (Check one)

Air Construction Permit

- Air construction permit.
- Air construction permit to establish, revise, or renew a plantwide applicability limit (PAL).
- Air construction permit to establish, revise, or renew a plantwide applicability limit (PAL), and separate air construction permit to authorize construction or modification of one or more emissions units covered by the PAL.

Air Operation Permit

- Initial Title V air operation permit.
- Title V air operation permit revision.
- Title V air operation permit renewal.
- Initial federally enforceable state air operation permit (FESOP) where professional engineer (PE) certification is required.
- Initial federally enforceable state air operation permit (FESOP) where professional engineer (PE) certification is not required.

Air Construction Permit and Revised/Renewal Title V Air Operation Permit (Concurrent Processing)

- Air construction permit and Title V permit revision, incorporating the proposed project.
- Air construction permit and Title V permit renewal, incorporating the proposed project.

Note: By checking one of the above two boxes, you, the applicant, are requesting concurrent processing pursuant to Rule 62-213.405, F.A.C. In such case, you must also check the following box:

- I hereby request that the department waive the processing time requirements of the air construction permit to accommodate the processing time frames of the Title V air operation permit.

Application Comment

APPLICATION INFORMATION

Scope of Application

Emissions Unit ID Number	Description of Emissions Unit	Air Permit Type	Air Permit Processing Fee
001	Municipal Waste Combustion Unit No. 1		
002	Municipal Waste Combustion Unit No. 2		
003	Municipal Waste Combustion Unit No. 3		


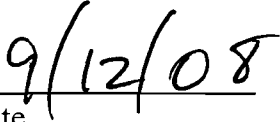
Application Processing Fee

Check one: Attached - Amount: \$ _____ Not Applicable

APPLICATION INFORMATION

Owner/Authorized Representative Statement

Complete if applying for an air construction permit or an initial FESOP.

1. Owner/Authorized Representative Name : John Power
2. Owner/Authorized Representative Mailing Address... Organization/Firm: Pasco County Street Address: 7530 Little Road City: New Port Richey State: FL Zip Code: 34654
3. Owner/Authorized Representative Telephone Numbers... Telephone: (727) 856 - 0119 ext. Fax: () -
4. Owner/Authorized Representative E-mail Address: jpower@pascocountyfl.net
5. Owner/Authorized Representative Statement: <i>I, the undersigned, am the owner or authorized representative of the corporation, partnership, or other legal entity submitting this air permit application. To the best of my knowledge, the statements made in this application are true, accurate and complete, and any estimates of emissions reported in this application are based upon reasonable techniques for calculating emissions. I understand that a permit, if granted by the department, cannot be transferred without authorization from the department.</i>  _____ Signature  _____ Date

APPLICATION INFORMATION


Application Responsible Official Certification

Complete if applying for an initial, revised, or renewal Title V air operation permit or concurrent processing of an air construction permit and revised or renewal Title V air operation permit. If there are multiple responsible officials, the “application responsible official” need not be the “primary responsible official.”

1. Application Responsible Official Name: John Power
2. Application Responsible Official Qualification (Check one or more of the following options, as applicable): <input type="checkbox"/> For a corporation, the president, secretary, treasurer, or vice-president of the corporation in charge of a principal business function, or any other person who performs similar policy or decision-making functions for the corporation, or a duly authorized representative of such person if the representative is responsible for the overall operation of one or more manufacturing, production, or operating facilities applying for or subject to a permit under Chapter 62-213, F.A.C. <input type="checkbox"/> For a partnership or sole proprietorship, a general partner or the proprietor, respectively. <input checked="" type="checkbox"/> For a municipality, county, state, federal, or other public agency, either a principal executive officer or ranking elected official. <input type="checkbox"/> The designated representative at an Acid Rain source, CAIR source, or Hg Budget source.
3. Application Responsible Official Mailing Address... Organization/Firm: Pasco County Street Address: 14230 Hays Road City: Spring Hill State: FL Zip Code: 34610
4. Application Responsible Official Telephone Numbers... Telephone: (727) 856 - 0119 ext. Fax: () -
5. Application Responsible Official E-mail Address: jpower@pascocountyfl.net
6. Application Responsible Official Certification: <i>I, the undersigned, am a responsible official of the Title V source addressed in this air permit application. I hereby certify, based on information and belief formed after reasonable inquiry, that the statements made in this application are true, accurate and complete and that, to the best of my knowledge, any estimates of emissions reported in this application are based upon reasonable techniques for calculating emissions. The air pollutant emissions units and air pollution control equipment described in this application will be operated and maintained so as to comply with all applicable standards for control of air pollutant emissions found in the statutes of the State of Florida and rules of the Department of Environmental Protection and revisions thereof and all other applicable requirements identified in this application to which the Title V source is subject. I understand that a permit, if granted by the department, cannot be transferred without authorization from the department, and I will promptly notify the department upon sale or legal transfer of the facility or any permitted emissions unit. Finally, I certify that the facility and each emissions unit are in compliance with all applicable requirements to which they are subject, except as identified in compliance plan(s) submitted with this application.</i> <div style="display: flex; justify-content: space-between;"> _____ _____ </div> <div style="display: flex; justify-content: space-between;"> Signature Date </div>

APPLICATION INFORMATION

Professional Engineer Certification

1. Professional Engineer Name: Jason Gorrie Registration Number:
2. Professional Engineer Mailing Address... Organization/Firm: CDM Street Address: 1715 North Westshore Blvd. Suite 875 City: Tampa State: FL Zip Code: 33607
3. Professional Engineer Telephone Numbers... Telephone: (813) 281 - 2900 ext. Fax: (813) 288 - 8787
4. Professional Engineer E-mail Address: gorriejm@cdm.com
5. Professional Engineer Statement: <i>I, the undersigned, hereby certify, except as particularly noted herein*, that:</i> <i>(1) To the best of my knowledge, there is reasonable assurance that the air pollutant emissions unit(s) and the air pollution control equipment described in this application for air permit, when properly operated and maintained, will comply with all applicable standards for control of air pollutant emissions found in the Florida Statutes and rules of the Department of Environmental Protection; and</i> <i>(2) To the best of my knowledge, any emission estimates reported or relied on in this application are true, accurate, and complete and are either based upon reasonable techniques available for calculating emissions or, for emission estimates of hazardous air pollutants not regulated for an emissions unit addressed in this application, based solely upon the materials, information and calculations submitted with this application.</i> <i>(3) If the purpose of this application is to obtain a Title V air operation permit (check here <input checked="" type="checkbox"/>, if so), I further certify that each emissions unit described in this application for air permit, when properly operated and maintained, will comply with the applicable requirements identified in this application to which the unit is subject, except those emissions units for which a compliance plan and schedule is submitted with this application.</i> <i>(4) If the purpose of this application is to obtain an air construction permit (check here <input type="checkbox"/>, if so) or concurrently process and obtain an air construction permit and a Title V air operation permit revision or renewal for one or more proposed new or modified emissions units (check here <input type="checkbox"/>, if so), I further certify that the engineering features of each such emissions unit described in this application have been designed or examined by me or individuals under my direct supervision and found to be in conformity with sound engineering principles applicable to the control of emissions of the air pollutants characterized in this application.</i> <i>(5) If the purpose of this application is to obtain an initial air operation permit or operation permit revision or renewal for one or more newly constructed or modified emissions units (check here <input type="checkbox"/>, if so), I further certify that, with the exception of any changes detailed as part of this application, each such emissions unit has been constructed or modified in substantial accordance with the information given in the corresponding application for air construction permit and with all provisions contained in such permit.</i> Signature: _____ Date: 8/12/08 (seal) 

* Attach any exceptions to certification statement.

II. FACILITY INFORMATION

A. GENERAL FACILITY INFORMATION

Facility Location and Type

1. Facility UTM Coordinates... Zone 17 East (km) 348.62 North (km) 3139.02		2. Facility Latitude/Longitude... Latitude (DD/MM/SS) 28/22/05 Longitude (DD/MM/SS) 82/33/30	
3. Governmental Facility Code: 3	4. Facility Status Code: A	5. Facility Major Group SIC Code: 49	6. Facility SIC(s): 4953
7. Facility Comment :			

Facility Contact

1. Facility Contact Name: Steve Bass
2. Facility Contact Mailing Address... Organization/Firm: Covanta Pasco Street Address: 14230 Hays Road City: Spring Hill State: FL Zip Code: 34610
3. Facility Contact Telephone Numbers: Telephone: (813) 856-2917 ext. Fax: (813) 856 - 0007
4. Facility Contact E-mail Address:

Facility Primary Responsible Official

Complete if an "application responsible official" is identified in Section I that is not the facility "primary responsible official."

1. Facility Primary Responsible Official Name: Mr. John Power
2. Facility Primary Responsible Official Mailing Address... Organization/Firm: Pasco County Street Address: 14230 Hays Road City: Spring Hill State: FL Zip Code: 34610
3. Facility Primary Responsible Official Telephone Numbers... Telephone: (727) 856 - 0119 ext. Fax: () -
4. Facility Primary Responsible Official E-mail Address: jpower@pascocountyfl.net

FACILITY INFORMATION

Facility Regulatory Classifications

Check all that would apply *following* completion of all projects and implementation of all other changes proposed in this application for air permit. Refer to instructions to distinguish between a “major source” and a “synthetic minor source.”

1. <input type="checkbox"/> Small Business Stationary Source	<input type="checkbox"/> Unknown
2. <input type="checkbox"/> Synthetic Non-Title V Source	
3. <input checked="" type="checkbox"/> Title V Source	
4. <input checked="" type="checkbox"/> Major Source of Air Pollutants, Other than Hazardous Air Pollutants (HAPs)	
5. <input type="checkbox"/> Synthetic Minor Source of Air Pollutants, Other than HAPs	
6. <input checked="" type="checkbox"/> Major Source of Hazardous Air Pollutants (HAPs)	
7. <input type="checkbox"/> Synthetic Minor Source of HAPs	
8. <input checked="" type="checkbox"/> One or More Emissions Units Subject to NSPS (40 CFR Part 60)	
9. <input checked="" type="checkbox"/> One or More Emissions Units Subject to Emission Guidelines (40 CFR Part 60)	
10. <input type="checkbox"/> One or More Emissions Units Subject to NESHAP (40 CFR Part 61 or Part 63)	
11. <input checked="" type="checkbox"/> Title V Source Solely by EPA Designation (40 CFR 70.3(a)(5))	
12. Facility Regulatory Classifications Comment:	

FACILITY INFORMATION

List of Pollutants Emitted by Facility

1. Pollutant Emitted	2. Pollutant Classification	3. Emissions Cap [Y or N]?
PM	B	
H027	C	
H114	B	
PB	B	
FL	C	
H021	B	
VOC	B	
SO2	A	
H106	A	
D/F	A	
NOX	A	
CO	A	
HO15	B	
HO38	C	
HAPS	C	
NMOC	C	
PM10	A	
SAM	B	

FACILITY INFORMATION

B. EMISSIONS CAPS

Facility-Wide or Multi-Unit Emissions Caps

1. Pollutant Subject to Emissions Cap	2. Facility-Wide Cap [Y or N]? (all units)	3. Emissions Unit ID's Under Cap (if not all units)	4. Hourly Cap (lb/hr)	5. Annual Cap (ton/yr)	6. Basis for Emissions Cap

7. Facility-Wide or Multi-Unit Emissions Cap Comment:

FACILITY INFORMATION

C. FACILITY ADDITIONAL INFORMATION

Additional Requirements for All Applications, Except as Otherwise Stated

1. Facility Plot Plan: (Required for all permit applications, except Title V air operation permit revision applications if this information was submitted to the department within the previous five years and would not be altered as a result of the revision being sought) <input type="checkbox"/> Attached, Document ID: _____ <input checked="" type="checkbox"/> Previously Submitted, Date: <u>4/19/2005</u>
2. Process Flow Diagram(s): (Required for all permit applications, except Title V air operation permit revision applications if this information was submitted to the department within the previous five years and would not be altered as a result of the revision being sought) <input type="checkbox"/> Attached, Document ID: _____ <input checked="" type="checkbox"/> Previously Submitted, Date: <u>2/3/1999</u>
3. Precautions to Prevent Emissions of Unconfined Particulate Matter: (Required for all permit applications, except Title V air operation permit revision applications if this information was submitted to the department within the previous five years and would not be altered as a result of the revision being sought) <input type="checkbox"/> Attached, Document ID: _____ <input checked="" type="checkbox"/> Previously Submitted, Date: <u>2/3/1999</u>

Additional Requirements for Air Construction Permit Applications

1. Area Map Showing Facility Location: <input type="checkbox"/> Attached, Document ID: _____ <input type="checkbox"/> Not Applicable (existing permitted facility)
2. Description of Proposed Construction, Modification, or Plantwide Applicability Limit (PAL): <input type="checkbox"/> Attached, Document ID: _____
3. Rule Applicability Analysis: <input type="checkbox"/> Attached, Document ID: _____
4. List of Exempt Emissions Units: <input type="checkbox"/> Attached, Document ID: _____ <input type="checkbox"/> Not Applicable (no exempt units at facility)
5. Fugitive Emissions Identification: <input type="checkbox"/> Attached, Document ID: _____ <input type="checkbox"/> Not Applicable
6. Air Quality Analysis (Rule 62-212.400(7), F.A.C.): <input type="checkbox"/> Attached, Document ID: _____ <input type="checkbox"/> Not Applicable
7. Source Impact Analysis (Rule 62-212.400(5), F.A.C.): <input type="checkbox"/> Attached, Document ID: _____ <input type="checkbox"/> Not Applicable
8. Air Quality Impact since 1977 (Rule 62-212.400(4)(e), F.A.C.): <input type="checkbox"/> Attached, Document ID: _____ <input type="checkbox"/> Not Applicable
9. Additional Impact Analyses (Rules 62-212.400(8) and 62-212.500(4)(e), F.A.C.): <input type="checkbox"/> Attached, Document ID: _____ <input type="checkbox"/> Not Applicable
10. Alternative Analysis Requirement (Rule 62-212.500(4)(g), F.A.C.): <input type="checkbox"/> Attached, Document ID: _____ <input type="checkbox"/> Not Applicable

FACILITY INFORMATION

C. FACILITY ADDITIONAL INFORMATION (CONTINUED)

Additional Requirements for FESOP Applications

1. List of Exempt Emissions Units:
 Attached, Document ID: _____ Not Applicable (no exempt units at facility)

Additional Requirements for Title V Air Operation Permit Applications

1. List of Insignificant Activities: (Required for initial/renewal applications only)
 Attached, Document ID: _____ Not Applicable (revision application)
2. Identification of Applicable Requirements: (Required for initial/renewal applications, and for revision applications if this information would be changed as a result of the revision being sought)
 Attached, Document ID: **Attachment A**
 Not Applicable (revision application with no change in applicable requirements)
3. Compliance Report and Plan: (Required for all initial/revision/renewal applications)
 Attached, Document ID: _____
Note: A compliance plan must be submitted for each emissions unit that is not in compliance with all applicable requirements at the time of application and/or at any time during application processing. The department must be notified of any changes in compliance status during application processing.
4. List of Equipment/Activities Regulated under Title VI: (If applicable, required for initial/renewal applications only)
 Attached, Document ID: _____
 Equipment/Activities Onsite but Not Required to be Individually Listed
 Not Applicable
5. Verification of Risk Management Plan Submission to EPA: (If applicable, required for initial/renewal applications only)
 Attached, Document ID: _____ Not Applicable
6. Requested Changes to Current Title V Air Operation Permit:
 Attached, Document ID: **Attachment A** Not Applicable

FACILITY INFORMATION

C. FACILITY ADDITIONAL INFORMATION (CONTINUED)

Additional Requirements for Facilities Subject to Acid Rain, CAIR, or Hg Budget Program

1. Acid Rain Program Forms:

Acid Rain Part Application (DEP Form No. 62-210.900(1)(a)):

- Attached, Document ID: _____ Previously Submitted, Date: _____
 Not Applicable (not an Acid Rain source)

Phase II NO_x Averaging Plan (DEP Form No. 62-210.900(1)(a)1.):

- Attached, Document ID: _____ Previously Submitted, Date: _____
 Not Applicable

New Unit Exemption (DEP Form No. 62-210.900(1)(a)2.):

- Attached, Document ID: _____ Previously Submitted, Date: _____
 Not Applicable

2. CAIR Part (DEP Form No. 62-210.900(1)(b)):

- Attached, Document ID: _____ Previously Submitted, Date: _____
 Not Applicable (not a CAIR source)

3. Hg Budget Part (DEP Form No. 62-210.900(1)(c)):

- Attached, Document ID: _____ Previously Submitted, Date: _____
 Not Applicable (not a Hg Budget unit)

Additional Requirements Comment

EMISSIONS UNIT INFORMATION

Section [] of []

III. EMISSIONS UNIT INFORMATION

Title V Air Operation Permit Application - For Title V air operation permitting only, emissions units are classified as regulated, unregulated, or insignificant. If this is an application for an initial, revised or renewal Title V air operation permit, a separate Emissions Unit Information Section (including subsections A through I as required) must be completed for each regulated and unregulated emissions unit addressed in this application. Some of the subsections comprising the Emissions Unit Information Section of the form are optional for unregulated emissions units. Each such subsection is appropriately marked. Insignificant emissions units are required to be listed at Section II, Subsection C.

Air Construction Permit or FESOP Application - For air construction permitting or federally enforceable state air operation permitting, emissions units are classified as either subject to air permitting or exempt from air permitting. The concept of an "unregulated emissions unit" does not apply. If this is an application for an air construction permit or FESOP, a separate Emissions Unit Information Section (including subsections A through I as required) must be completed for each emissions unit subject to air permitting addressed in this application for air permit. Emissions units exempt from air permitting are required to be listed at Section II, Subsection C.

Air Construction Permit and Revised/Renewal Title V Air Operation Permit Application - Where this application is used to apply for both an air construction permit and a revised or renewal Title V air operation permit, each emissions unit is classified as either subject to air permitting or exempt from air permitting for air construction permitting purposes, and as regulated, unregulated, or insignificant for Title V air operation permitting purposes. A separate Emissions Unit Information Section (including subsections A through I as required) must be completed for each emissions unit addressed in this application that is subject to air construction permitting and for each such emissions unit that is a regulated or unregulated unit for purposes of Title V permitting. (An emissions unit may be exempt from air construction permitting but still be classified as an unregulated unit for Title V purposes.) Emissions units classified as insignificant for Title V purposes are required to be listed at Section II, Subsection C.

If submitting the application form in hard copy, the number of this Emissions Unit Information Section and the total number of Emissions Unit Information Sections submitted as part of this application must be indicated in the space provided at the top of each page.

EMISSIONS UNIT INFORMATION

Section [1] of [3]

A. GENERAL EMISSIONS UNIT INFORMATION

Title V Air Operation Permit Emissions Unit Classification

1. Regulated or Unregulated Emissions Unit? (Check one, if applying for an initial, revised or renewal Title V air operation permit. Skip this item if applying for an air construction permit or FESOP only.)

- The emissions unit addressed in this Emissions Unit Information Section is a regulated emissions unit.
- The emissions unit addressed in this Emissions Unit Information Section is an unregulated emissions unit.

Emissions Unit Description and Status

1. Type of Emissions Unit Addressed in this Section: (Check one)

- This Emissions Unit Information Section addresses, as a single emissions unit, a single process or production unit, or activity, which produces one or more air pollutants and which has at least one definable emission point (stack or vent).
- This Emissions Unit Information Section addresses, as a single emissions unit, a group of process or production units and activities which has at least one definable emission point (stack or vent) but may also produce fugitive emissions.
- This Emissions Unit Information Section addresses, as a single emissions unit, one or more process or production units and activities which produce fugitive emissions only.

2. Description of Emissions Unit Addressed in this Section:
Municipal Waste Combustor Unit #1

3. Emissions Unit Identification Number: 001

4. Emissions Unit Status Code: A	5. Commence Construction Date:	6. Initial Startup Date: 1/1/1991	7. Emissions Unit Major Group SIC Code: 49
----------------------------------	--------------------------------	-----------------------------------	--

8. Federal Program Applicability: (Check all that apply)

- Acid Rain Unit
- CAIR Unit
- Hg Budget Unit

9. Package Unit:
Manufacturer: _____ Model Number: _____

10. Generator Nameplate Rating: MW 29

11. Emissions Unit Comment:

EMISSIONS UNIT INFORMATION

Section [1] of [3]

Emissions Unit Control Equipment/Method: Control 1 of 4

1. Control Equipment/Method Description: Dry Scrubber – using lime slurry, the scrubber neutralizes any acid-forming gases, such as sulfur oxides and hydrogen chloride.

2. Control Device or Method Code: 013

Emissions Unit Control Equipment/Method: Control 2 of 4

1. Control Equipment/Method Description: Fabric Filter – Baghouse

2. Control Device or Method Code: 016

Emissions Unit Control Equipment/Method: Control 3 of 4

1. Control Equipment/Method Description: Carbon Injection System

2. Control Device or Method Code: 048

Emissions Unit Control Equipment/Method: Control 4 of 4

1. Control Equipment/Method Description: SNCR for NOx Control

2. Control Device or Method Code: 107

EMISSIONS UNIT INFORMATION

Section [1] of [3]

B. EMISSIONS UNIT CAPACITY INFORMATION

(Optional for unregulated emissions units.)

Emissions Unit Operating Capacity and Schedule

1. Maximum Process or Throughput Rate: 103850 LB Steam/hr
2. Maximum Production Rate:
3. Maximum Heat Input Rate: million Btu/hr 160
4. Maximum Incineration Rate: pounds/hr 33250 tons/day 399
5. Requested Maximum Operating Schedule: hours/day 24 days/week 7 weeks/year 52 hours/year 8760
6. Operating Capacity/Schedule Comment: 1) Demonstration of compliance with maximum throughout capacity shall be measured by steam flow. 2) Maximum incinerator rate is 114% of rated name capacity. Ref. waste is 4800 BTU/lb.

EMISSIONS UNIT INFORMATION

Section [1] of [3]

C. EMISSION POINT (STACK/VENT) INFORMATION

(Optional for unregulated emissions units.)

Emission Point Description and Type

1. Identification of Point on Plot Plan or Flow Diagram: Flue #1		2. Emission Point Type Code: 1	
3. Descriptions of Emission Points Comprising this Emissions Unit for VE Tracking:			
4. ID Numbers or Descriptions of Emission Units with this Emission Point in Common:			
5. Discharge Type Code: V	6. Stack Height: feet 275	7. Exit Diameter: feet 4.7	
8. Exit Temperature: °F 250	9. Actual Volumetric Flow Rate: acfm 85,300	10. Water Vapor: %18.7	
11. Maximum Dry Standard Flow Rate: dscfm 47,600		12. Nonstack Emission Point Height: feet	
13. Emission Point UTM Coordinates... Zone: 17 East (km): 347 North (km): 3139		14. Emission Point Latitude/Longitude... Latitude (DD/MM/SS) 28/22/11 Longitude (DD/MM/SS) 82/34/37	
15. Emission Point Comment:			

EMISSIONS UNIT INFORMATION

Section [1] of [3]

D. SEGMENT (PROCESS/FUEL) INFORMATION

Segment Description and Rate: Segment 1 of 4

1. Segment Description (Process/Fuel Type): 1) External Combustion Boilers 2) Electrical Generation 3) Natural Gas 4) Boilers > 100 Million Btu/hr except Tangential		
2. Source Classification Code (SCC): 10100601	3. SCC Units: Million Cubic Feet Natural Gas Burned	
4. Maximum Hourly Rate:	5. Maximum Annual Rate:	6. Estimated Annual Activity Factor:
7. Maximum % Sulfur:	8. Maximum % Ash:	9. Million Btu per SCC Unit: 1050
10. Segment Comment:		

Segment Description and Rate: Segment 2 of 4

1. Segment Description (Process/Fuel Type): Propane for auxiliary burner 1) External Combustion Boilers 2) Electric Generation 3) Liquified Petroleum Gas (LPG) 4) Propane		
2. Source Classification Code (SCC): 10101002	3. SCC Units: 1000 Gallons Propane Burned	
4. Maximum Hourly Rate:	5. Maximum Annual Rate:	6. Estimated Annual Activity Factor:
7. Maximum % Sulfur:	8. Maximum % Ash:	9. Million Btu per SCC Unit:
10. Segment Comment:		

EMISSIONS UNIT INFORMATION

Section [1] of [3]

D. SEGMENT (PROCESS/FUEL) INFORMATION (CONTINUED)

Segment Description and Rate: Segment 3 of 4

1. Segment Description (Process/Fuel Type): 1) External Combustion Boilers 2) Electric Generation 3) Solid Waste 4) Specify Waste Material in comments		
2. Source Classification Code (SCC): 10101201	3. SCC Units: Tons Solid Waste Burned	
4. Maximum Hourly Rate:	5. Maximum Annual Rate:	6. Estimated Annual Activity Factor:
7. Maximum % Sulfur:	8. Maximum % Ash:	9. Million Btu per SCC Unit:
10. Segment Comment:		

Segment Description and Rate: Segment 4 of 4

1. Segment Description (Process/Fuel Type): Municipal Waste Mass Burn 1) Waste Disposal 2) Solid Waste Disposal – Government 3) Municipal Incineration 4) Mass Burn: Single Chamber		
2. Source Classification Code (SCC): 50100102	3. SCC Units: Tons Solid Waste Burned	
4. Maximum Hourly Rate: 16.625	5. Maximum Annual Rate: 145635	6. Estimated Annual Activity Factor: 0
7. Maximum % Sulfur: 1	8. Maximum % Ash:	9. Million Btu per SCC Unit: 10
10. Segment Comment: Municipal Waste Mass Burn – Primary Fuel, Maximum hourly rate based upon 114% of the name plate capacity pursuant to PSD-FL-127.		

EMISSIONS UNIT INFORMATION

Section [1] of [3]

E. EMISSIONS UNIT POLLUTANTS

List of Pollutants Emitted by Emissions Unit

1. Pollutant Emitted	2. Primary Control Device Code	3. Secondary Control Device Code	4. Pollutant Regulatory Code
CO			EL
D/F	048		EL
FL	013		EL
HO15	016		EL
HO21	016		EL
HO27			
H106	013		EL
H114	048	016	EL
NOX	107		EL
PB			EL
PM	016		EL
PM10			
SAM	013		NS
SO2	013		EL
VOC			EL

**F1. EMISSIONS UNIT POLLUTANT DETAIL INFORMATION –
POTENTIAL, FUGITIVE, AND ACTUAL EMISSIONS**

(Optional for unregulated emissions units.)

Complete a Subsection F1 for each pollutant identified in Subsection E if applying for an air construction permit or concurrent processing of an air construction permit and a revised or renewal Title V operation permit. Complete for each emissions-limited pollutant identified in Subsection E if applying for an air operation permit.

Potential, Estimated Fugitive, and Baseline & Projected Actual Emissions

1. Pollutant Emitted: N/A		2. Total Percent Efficiency of Control:	
3. Potential Emissions: lb/hour tons/year		4. Synthetically Limited? <input type="checkbox"/> Yes <input type="checkbox"/> No	
5. Range of Estimated Fugitive Emissions (as applicable): to tons/year			
6. Emission Factor: Reference:		7. Emissions Method Code:	
8.a. Baseline Actual Emissions (if required): tons/year		8.b. Baseline 24-month Period: From: To:	
9.a. Projected Actual Emissions (if required): tons/year		9.b. Projected Monitoring Period: <input type="checkbox"/> 5 years <input type="checkbox"/> 10 years	
10. Calculation of Emissions:			
11. Potential, Fugitive, and Actual Emissions Comment:			

**F2. EMISSIONS UNIT POLLUTANT DETAIL INFORMATION -
 ALLOWABLE EMISSIONS**

Complete Subsection F2 if the pollutant identified in Subsection F1 is or would be subject to a numerical emissions limitation.

Allowable Emissions Allowable Emissions __ of __

1. Basis for Allowable Emissions Code: N/A	2. Future Effective Date of Allowable Emissions:
3. Allowable Emissions and Units:	4. Equivalent Allowable Emissions: lb/hour tons/year
5. Method of Compliance:	
6. Allowable Emissions Comment (Description of Operating Method):	

Allowable Emissions Allowable Emissions __ of __

1. Basis for Allowable Emissions Code:	2. Future Effective Date of Allowable Emissions:
3. Allowable Emissions and Units:	4. Equivalent Allowable Emissions: lb/hour tons/year
5. Method of Compliance:	
6. Allowable Emissions Comment (Description of Operating Method):	

Allowable Emissions Allowable Emissions __ of __

1. Basis for Allowable Emissions Code:	2. Future Effective Date of Allowable Emissions:
3. Allowable Emissions and Units:	4. Equivalent Allowable Emissions: lb/hour tons/year
5. Method of Compliance:	
6. Allowable Emissions Comment (Description of Operating Method):	

EMISSIONS UNIT INFORMATION

Section [1] of [3]

G. VISIBLE EMISSIONS INFORMATION

Complete Subsection G if this emissions unit is or would be subject to a unit-specific visible emissions limitation.

Visible Emissions Limitation: Visible Emissions Limitation 1 of 2

1. Visible Emissions Subtype: VE10	2. Basis for Allowable Opacity: <input checked="" type="checkbox"/> Rule <input type="checkbox"/> Other
3. Allowable Opacity: Normal Conditions: 10 % Exceptional Conditions: % Maximum Period of Excess Opacity Allowed: min/hour	
4. Method of Compliance: EPA Alternate Method 1	
5. Visible Emissions Comment: 40CFR60.33b(a)(1)(iii)	

Visible Emissions Limitation: Visible Emissions Limitation 2 of 2

1. Visible Emissions Subtype: VE15	2. Basis for Allowable Opacity: <input type="checkbox"/> Rule <input checked="" type="checkbox"/> Other
3. Allowable Opacity: Normal Conditions: 15 % Exceptional Conditions: 20 % Maximum Period of Excess Opacity Allowed: 6 min/hour	
4. Method of Compliance: EPA Alternate Method 1	
5. Visible Emissions Comment: PSD Permit No: PSD-FL-127	

EMISSIONS UNIT INFORMATION

Section [1] of [3]

H. CONTINUOUS MONITOR INFORMATION

Complete Subsection H if this emissions unit is or would be subject to continuous monitoring.

Continuous Monitoring System: Continuous Monitor 1 of 8

1. Parameter Code: CO2	2. Pollutant(s):
3. CMS Requirement:	<input checked="" type="checkbox"/> Rule <input type="checkbox"/> Other
4. Monitor Information... Manufacturer: ACS Model Number: 3300 Serial Number: N9J-3748T	
5. Installation Date: 11/1/1990	6. Performance Specification Test Date: 4/1/1991
7. Continuous Monitor Comment: 40CFR60, Appendix B	

Continuous Monitoring System: Continuous Monitor 2 of 8

1. Parameter Code: EM	2. Pollutant(s): SO2
3. CMS Requirement:	<input checked="" type="checkbox"/> Rule <input type="checkbox"/> Other
4. Monitor Information... Manufacturer: AMETEK Model Number: 721-AT Serial Number: 90-721AT2-76236	
5. Installation Date: 11/1/1990	6. Performance Specification Test Date: 4/1/1991
7. Continuous Monitor Comment: 40CFR60, Appendix B	

EMISSIONS UNIT INFORMATION

Section [1] of [3]

H. CONTINUOUS MONITOR INFORMATION (CONTINUED)

Continuous Monitoring System: Continuous Monitor 3 of 8

1. Parameter Code: EM	2. Pollutant(s): CO
3. CMS Requirement:	<input checked="" type="checkbox"/> Rule <input type="checkbox"/> Other
4. Monitor Information... Manufacturer: THERMO ENVIRONMENTAL Model Number: 48 Serial Number: 48-28459-231	
5. Installation Date: 11/1/1990	6. Performance Specification Test Date: 4/1/1991
7. Continuous Monitor Comment: 40CFR60, Appendix B	

Continuous Monitoring System: Continuous Monitor 4 of 8

1. Parameter Code: EM	2. Pollutant(s): PM
3. CMS Requirement:	<input checked="" type="checkbox"/> Rule <input type="checkbox"/> Other
4. Monitor Information... Manufacturer: THERMO ENVIRONMENTAL Model Number: 400/500 Serial Number: 400-28123-232	
5. Installation Date: 11/1/1990	6. Performance Specification Test Date: 4/1/1991
7. Continuous Monitor Comment: 40CFR60, Appendix B	

EMISSIONS UNIT INFORMATION

Section [1] of [3]

H. CONTINUOUS MONITOR INFORMATION (CONTINUED)

Continuous Monitoring System: Continuous Monitor 5 of 8

1. Parameter Code: EM	2. Pollutant(s): NOX
3. CMS Requirement: <input checked="" type="checkbox"/> Rule <input type="checkbox"/> Other	
4. Monitor Information... Manufacturer: THERMO ENVIRONMENTAL Model Number: 42CHL Serial Number: 42CHL-64405-343	
5. Installation Date:	6. Performance Specification Test Date:
7. Continuous Monitor Comment: 40CFR60, Appendix B	

Continuous Monitoring System: Continuous Monitor 6 of 8

1. Parameter Code: EM	2. Pollutant(s): SO2
3. CMS Requirement: <input type="checkbox"/> Rule <input type="checkbox"/> Other	
4. Monitor Information... Manufacturer: AMETEK Model Number: 721M Serial Number: VV-721M-8818-1	
5. Installation Date: 4/1/2000	6. Performance Specification Test Date: 4/1/2000
7. Continuous Monitor Comment: 40CFR60, Appendix B	

EMISSIONS UNIT INFORMATION

Section [1] of [3]

H. CONTINUOUS MONITOR INFORMATION (CONTINUED)

Continuous Monitoring System: Continuous Monitor 7 of 8

1. Parameter Code: O2	2. Pollutant(s):
3. CMS Requirement:	<input checked="" type="checkbox"/> Rule <input type="checkbox"/> Other
4. Monitor Information... Manufacturer: SERVOMAX Model Number: 1400 Serial Number: 01420-70-285	
5. Installation Date: 11/1/1990	6. Performance Specification Test Date: 4/1/1991
7. Continuous Monitor Comment: 40CFR60, Appendix B	

Continuous Monitoring System: Continuous Monitor 8 of 8

1. Parameter Code: O2	2. Pollutant(s): PM
3. CMS Requirement:	<input type="checkbox"/> Rule <input type="checkbox"/> Other
4. Monitor Information... Manufacturer: California Analytical Model Number: 100P Serial Number: 8K02011	
5. Installation Date: 11/1/1990	6. Performance Specification Test Date: 4/1/2000
7. Continuous Monitor Comment: 40CFR60, Appendix B	

EMISSIONS UNIT INFORMATION

Section [1] of [3]

I. EMISSIONS UNIT ADDITIONAL INFORMATION

Additional Requirements for All Applications, Except as Otherwise Stated

1. Process Flow Diagram: (Required for all permit applications, except Title V air operation permit revision applications if this information was submitted to the department within the previous five years and would not be altered as a result of the revision being sought)
 Attached, Document ID: _____ Previously Submitted, Date 2/3/1999

2. Fuel Analysis or Specification: (Required for all permit applications, except Title V air operation permit revision applications if this information was submitted to the department within the previous five years and would not be altered as a result of the revision being sought)
 Attached, Document ID: _____ Previously Submitted, Date 2/3/1999

3. Detailed Description of Control Equipment: (Required for all permit applications, except Title V air operation permit revision applications if this information was submitted to the department within the previous five years and would not be altered as a result of the revision being sought)
 Attached, Document ID: _____ Previously Submitted, Date 2/3/1999

4. Procedures for Startup and Shutdown: (Required for all operation permit applications, except Title V air operation permit revision applications if this information was submitted to the department within the previous five years and would not be altered as a result of the revision being sought)
 Attached, Document ID: _____ Previously Submitted, Date 2/3/1999
 Not Applicable (construction application)

5. Operation and Maintenance Plan: (Required for all permit applications, except Title V air operation permit revision applications if this information was submitted to the department within the previous five years and would not be altered as a result of the revision being sought)
 Attached, Document ID: _____ Previously Submitted, Date 2/3/1999
 Not Applicable

6. Compliance Demonstration Reports/Records:
 Attached, Document ID: _____
Test Date(s)/Pollutant(s) Tested: _____
 Previously Submitted, Date: 4/4/2004
Test Date(s)/Pollutant(s) Tested: _____
 To be Submitted, Date (if known): _____
Test Date(s)/Pollutant(s) Tested: _____
 Not Applicable

Note: For FESOP applications, all required compliance demonstration records/reports must be submitted at the time of application. For Title V air operation permit applications, all required compliance demonstration reports/records must be submitted at the time of application, or a compliance plan must be submitted at the time of application.

7. Other Information Required by Rule or Statute:
 Attached, Document ID: _____ Not Applicable

EMISSIONS UNIT INFORMATION

Section [1] of [3]

I. EMISSIONS UNIT ADDITIONAL INFORMATION (CONTINUED)

Additional Requirements for Air Construction Permit Applications

- | |
|--|
| 1. Control Technology Review and Analysis (Rules 62-212.400(10) and 62-212.500(7), F.A.C.; 40 CFR 63.43(d) and (e)):
<input type="checkbox"/> Attached, Document ID: _____ <input checked="" type="checkbox"/> Not Applicable |
| 2. Good Engineering Practice Stack Height Analysis (Rules 62-212.400(4)(d) and 62-212.500(4)(f), F.A.C.):
<input type="checkbox"/> Attached, Document ID: _____ <input checked="" type="checkbox"/> Not Applicable |
| 3. Description of Stack Sampling Facilities: (Required for proposed new stack sampling facilities only)
<input type="checkbox"/> Attached, Document ID: _____ <input checked="" type="checkbox"/> Not Applicable |

Additional Requirements for Title V Air Operation Permit Applications

- | |
|--|
| 1. Identification of Applicable Requirements:
<input type="checkbox"/> Attached, Document ID: _____ Unchanged |
| 2. Compliance Assurance Monitoring:
<input type="checkbox"/> Attached, Document ID: _____ <input type="checkbox"/> Not Applicable - Unchanged |
| 3. Alternative Methods of Operation:
<input type="checkbox"/> Attached, Document ID: _____ <input checked="" type="checkbox"/> Not Applicable |
| 4. Alternative Modes of Operation (Emissions Trading):
<input type="checkbox"/> Attached, Document ID: _____ <input checked="" type="checkbox"/> Not Applicable |

Additional Requirements Comment

--

EMISSIONS UNIT INFORMATION

Section [2] of [3]

A. GENERAL EMISSIONS UNIT INFORMATION

Title V Air Operation Permit Emissions Unit Classification

1. Regulated or Unregulated Emissions Unit? (Check one, if applying for an initial, revised or renewal Title V air operation permit. Skip this item if applying for an air construction permit or FESOP only.)

- The emissions unit addressed in this Emissions Unit Information Section is a regulated emissions unit.
- The emissions unit addressed in this Emissions Unit Information Section is an unregulated emissions unit.

Emissions Unit Description and Status

1. Type of Emissions Unit Addressed in this Section: (Check one)

- This Emissions Unit Information Section addresses, as a single emissions unit, a single process or production unit, or activity, which produces one or more air pollutants and which has at least one definable emission point (stack or vent).
- This Emissions Unit Information Section addresses, as a single emissions unit, a group of process or production units and activities which has at least one definable emission point (stack or vent) but may also produce fugitive emissions.
- This Emissions Unit Information Section addresses, as a single emissions unit, one or more process or production units and activities which produce fugitive emissions only.

2. Description of Emissions Unit Addressed in this Section:
Municipal Waste Combustor Unit #2

3. Emissions Unit Identification Number: 002

4. Emissions Unit Status Code: A	5. Commence Construction Date:	6. Initial Startup Date: 1/1/1991	7. Emissions Unit Major Group SIC Code: 49
----------------------------------	--------------------------------	-----------------------------------	--

8. Federal Program Applicability: (Check all that apply)

- Acid Rain Unit
- CAIR Unit
- Hg Budget Unit

9. Package Unit:

Manufacturer:

Model Number:

10. Generator Nameplate Rating: MW 29

11. Emissions Unit Comment:

EMISSIONS UNIT INFORMATION

Section [2] of [3]

Emissions Unit Control Equipment/Method: Control 1 of 4

1. Control Equipment/Method Description: Dry Scrubber – using lime slurry, the scrubber neutralizes any acid-forming gases, such as sulfur oxides and hydrogen chloride.

2. Control Device or Method Code: 013

Emissions Unit Control Equipment/Method: Control 2 of 4

1. Control Equipment/Method Description: Fabric Filter – Baghouse

2. Control Device or Method Code: 016

Emissions Unit Control Equipment/Method: Control 3 of 4

1. Control Equipment/Method Description: Carbon Injection System

2. Control Device or Method Code: 048

Emissions Unit Control Equipment/Method: Control 4 of 4

1. Control Equipment/Method Description: SNCR for NOx Control

2. Control Device or Method Code: 107

EMISSIONS UNIT INFORMATION

Section [2] of [3]

B. EMISSIONS UNIT CAPACITY INFORMATION

(Optional for unregulated emissions units.)

Emissions Unit Operating Capacity and Schedule

1. Maximum Process or Throughput Rate: 103850 LB Steam/hr
2. Maximum Production Rate:
3. Maximum Heat Input Rate: million Btu/hr 160
4. Maximum Incineration Rate: pounds/hr 33250 tons/day 399
5. Requested Maximum Operating Schedule: hours/day 24 days/week 7 weeks/year 52 hours/year 8760
6. Operating Capacity/Schedule Comment: 1) Demonstration of compliance with maximum throughout capacity shall be measured by steam flow. 2) Maximum incinerator rate is 114% of rated name capacity. Ref. waste is 4800 BTU/lb.

EMISSIONS UNIT INFORMATION

Section [2] of [3]

C. EMISSION POINT (STACK/VENT) INFORMATION

(Optional for unregulated emissions units.)

Emission Point Description and Type

1. Identification of Point on Plot Plan or Flow Diagram: Flue #2		2. Emission Point Type Code: 1	
3. Descriptions of Emission Points Comprising this Emissions Unit for VE Tracking:			
4. ID Numbers or Descriptions of Emission Units with this Emission Point in Common:			
5. Discharge Type Code: V	6. Stack Height: feet 275	7. Exit Diameter: feet 4.7	
8. Exit Temperature: °F 250	9. Actual Volumetric Flow Rate: acfm 85,300	10. Water Vapor: %18.7	
11. Maximum Dry Standard Flow Rate: dscfm 47,600		12. Nonstack Emission Point Height: feet	
13. Emission Point UTM Coordinates... Zone: 17 East (km): 347 North (km): 3139		14. Emission Point Latitude/Longitude... Latitude (DD/MM/SS) 28/22/11 Longitude (DD/MM/SS) 82/34/37	
15. Emission Point Comment:			

EMISSIONS UNIT INFORMATION

Section [2] of [3]

D. SEGMENT (PROCESS/FUEL) INFORMATION

Segment Description and Rate: Segment 1 of 4

1. Segment Description (Process/Fuel Type): 1) External Combustion Boilers 2) Electrical Generation 3) Natural Gas 4) Boilers > 100 Million Btu/hr except Tangential		
2. Source Classification Code (SCC): 10100601	3. SCC Units: Million Cubic Feet Natural Gas Burned	
4. Maximum Hourly Rate:	5. Maximum Annual Rate:	6. Estimated Annual Activity Factor:
7. Maximum % Sulfur:	8. Maximum % Ash:	9. Million Btu per SCC Unit: 1050
10. Segment Comment:		

Segment Description and Rate: Segment 2 of 4

1. Segment Description (Process/Fuel Type): Propane for auxiliary burner 1) External Combustion Boilers 2) Electric Generation 3) Liquefied Petroleum Gas (LPG) 4) Propane		
2. Source Classification Code (SCC): 10101002	3. SCC Units: 1000 Gallons Propane Burned	
4. Maximum Hourly Rate:	5. Maximum Annual Rate:	6. Estimated Annual Activity Factor:
7. Maximum % Sulfur:	8. Maximum % Ash:	9. Million Btu per SCC Unit:
10. Segment Comment:		

EMISSIONS UNIT INFORMATION

Section [2] of [3]

D. SEGMENT (PROCESS/FUEL) INFORMATION (CONTINUED)

Segment Description and Rate: Segment 3 of 4

1. Segment Description (Process/Fuel Type): 1) External Combustion Boilers 2) Electric Generation 3) Solid Waste 4) Specify Waste Material in comments		
2. Source Classification Code (SCC): 10101201	3. SCC Units: Tons Solid Waste Burned	
4. Maximum Hourly Rate:	5. Maximum Annual Rate:	6. Estimated Annual Activity Factor:
7. Maximum % Sulfur:	8. Maximum % Ash:	9. Million Btu per SCC Unit:
10. Segment Comment:		

Segment Description and Rate: Segment 4 of 4

1. Segment Description (Process/Fuel Type): Municipal Waste Mass Burn 1) Waste Disposal 2) Solid Waste Disposal – Government 3) Municipal Incineration 4) Mass Burn: Single Chamber		
2. Source Classification Code (SCC): 50100102	3. SCC Units: Tons Solid Waste Burned	
4. Maximum Hourly Rate: 16.625	5. Maximum Annual Rate: 145635	6. Estimated Annual Activity Factor: 0
7. Maximum % Sulfur: 1	8. Maximum % Ash:	9. Million Btu per SCC Unit: 10
10. Segment Comment: Municipal Waste Mass Burn – Primary Fuel, Maximum hourly rate based upon 114% of the name plate capacity pursuant to PSD-FL-127.		

EMISSIONS UNIT INFORMATION

Section [2] of [3]

E. EMISSIONS UNIT POLLUTANTS

List of Pollutants Emitted by Emissions Unit

1. Pollutant Emitted	2. Primary Control Device Code	3. Secondary Control Device Code	4. Pollutant Regulatory Code
CO			EL
D/F	048		EL
FL	013		EL
HO15	016		EL
HO21	016		EL
HO27			
H106	013		EL
H114	048	016	EL
NOX	107		EL
PB			EL
PM	016		EL
PM10			
SAM	013		NS
SO2	013		EL
VOC			EL

**F1. EMISSIONS UNIT POLLUTANT DETAIL INFORMATION –
 POTENTIAL, FUGITIVE, AND ACTUAL EMISSIONS**
 (Optional for unregulated emissions units.)

Complete a Subsection F1 for each pollutant identified in Subsection E if applying for an air construction permit or concurrent processing of an air construction permit and a revised or renewal Title V operation permit. Complete for each emissions-limited pollutant identified in Subsection E if applying for an air operation permit.

Potential, Estimated Fugitive, and Baseline & Projected Actual Emissions

1. Pollutant Emitted: N/A		2. Total Percent Efficiency of Control:	
3. Potential Emissions: lb/hour		4. Synthetically Limited? <input type="checkbox"/> Yes <input type="checkbox"/> No	
5. Range of Estimated Fugitive Emissions (as applicable): to tons/year			
6. Emission Factor: Reference:		7. Emissions Method Code:	
8.a. Baseline Actual Emissions (if required): tons/year		8.b. Baseline 24-month Period: From: To:	
9.a. Projected Actual Emissions (if required): tons/year		9.b. Projected Monitoring Period: <input type="checkbox"/> 5 years <input type="checkbox"/> 10 years	
10. Calculation of Emissions:			
11. Potential, Fugitive, and Actual Emissions Comment:			

**F2. EMISSIONS UNIT POLLUTANT DETAIL INFORMATION -
ALLOWABLE EMISSIONS**

Complete Subsection F2 if the pollutant identified in Subsection F1 is or would be subject to a numerical emissions limitation.

Allowable Emissions Allowable Emissions __ of __

1. Basis for Allowable Emissions Code: N/A	2. Future Effective Date of Allowable Emissions:
3. Allowable Emissions and Units:	4. Equivalent Allowable Emissions: lb/hour tons/year
5. Method of Compliance:	
6. Allowable Emissions Comment (Description of Operating Method):	

Allowable Emissions Allowable Emissions __ of __

1. Basis for Allowable Emissions Code:	2. Future Effective Date of Allowable Emissions:
3. Allowable Emissions and Units:	4. Equivalent Allowable Emissions: lb/hour tons/year
5. Method of Compliance:	
6. Allowable Emissions Comment (Description of Operating Method):	

Allowable Emissions Allowable Emissions __ of __

1. Basis for Allowable Emissions Code:	2. Future Effective Date of Allowable Emissions:
3. Allowable Emissions and Units:	4. Equivalent Allowable Emissions: lb/hour tons/year
5. Method of Compliance:	
6. Allowable Emissions Comment (Description of Operating Method):	

EMISSIONS UNIT INFORMATION

Section [2] of [3]

G. VISIBLE EMISSIONS INFORMATION

Complete Subsection G if this emissions unit is or would be subject to a unit-specific visible emissions limitation.

Visible Emissions Limitation: Visible Emissions Limitation 1 of 2

1. Visible Emissions Subtype: VE10	2. Basis for Allowable Opacity: <input checked="" type="checkbox"/> Rule <input type="checkbox"/> Other
3. Allowable Opacity: Normal Conditions: 10 % Exceptional Conditions: % Maximum Period of Excess Opacity Allowed: min/hour	
4. Method of Compliance: EPA Alternate Method 1	
5. Visible Emissions Comment: 40CFR60.33b(a)(1)(iii)	

Visible Emissions Limitation: Visible Emissions Limitation 2 of 2

1. Visible Emissions Subtype: VE15	2. Basis for Allowable Opacity: <input type="checkbox"/> Rule <input checked="" type="checkbox"/> Other
3. Allowable Opacity: Normal Conditions: 15 % Exceptional Conditions: 20 % Maximum Period of Excess Opacity Allowed: 6 min/hour	
4. Method of Compliance: EPA Alternate Method 1	
5. Visible Emissions Comment: PSD Permit No: PSD-FL-127	

EMISSIONS UNIT INFORMATION

Section [2] of [3]

H. CONTINUOUS MONITOR INFORMATION

Complete Subsection H if this emissions unit is or would be subject to continuous monitoring.

Continuous Monitoring System: Continuous Monitor 1 of 8

1. Parameter Code: CO2	2. Pollutant(s):
3. CMS Requirement:	<input checked="" type="checkbox"/> Rule <input type="checkbox"/> Other
4. Monitor Information... Manufacturer: ACS Model Number: 3300 Serial Number: N9J-3734T	
5. Installation Date: 11/1/1990	6. Performance Specification Test Date: 4/1/1991
7. Continuous Monitor Comment: 40CFR60, Appendix B	

Continuous Monitoring System: Continuous Monitor 2 of 8

1. Parameter Code: EM	2. Pollutant(s): SO2
3. CMS Requirement:	<input checked="" type="checkbox"/> Rule <input type="checkbox"/> Other
4. Monitor Information... Manufacturer: TECO Model Number: MDL43C Serial Number: 0409005927	
5. Installation Date: 11/1/1990	6. Performance Specification Test Date: 4/1/1991
7. Continuous Monitor Comment: 40CFR60, Appendix B	

EMISSIONS UNIT INFORMATION

Section [2] of [3]

H. CONTINUOUS MONITOR INFORMATION (CONTINUED)

Continuous Monitoring System: Continuous Monitor 3 of 8

1. Parameter Code: EM	2. Pollutant(s): SO2
3. CMS Requirement: <input type="checkbox"/> Rule <input type="checkbox"/> Other	
4. Monitor Information... Manufacturer: AMETEK Model Number: 721M Serial Number: VV-721M-8818-2	
5. Installation Date: 4/1/2000	6. Performance Specification Test Date: 4/1/2000
7. Continuous Monitor Comment: 40CFR60, Appendix B	

Continuous Monitoring System: Continuous Monitor 4 of 8

1. Parameter Code: EM	2. Pollutant(s): CO
3. CMS Requirement: <input checked="" type="checkbox"/> Rule <input type="checkbox"/> Other	
4. Monitor Information... Manufacturer: THERMO ENVIRONMENTAL Model Number: 48 Serial Number: 48-28454-231	
5. Installation Date: 11/1/1990	6. Performance Specification Test Date: 4/1/1991
7. Continuous Monitor Comment: 40CFR60, Appendix B	

EMISSIONS UNIT INFORMATION

Section [2] of [3]

H. CONTINUOUS MONITOR INFORMATION (CONTINUED)

Continuous Monitoring System: Continuous Monitor 5 of 8

1. Parameter Code: EM	2. Pollutant(s): NOX
3. CMS Requirement:	<input checked="" type="checkbox"/> Rule <input type="checkbox"/> Other
4. Monitor Information... Manufacturer: THERMO ENVIRONMENTAL Model Number: 42CHL Serial Number: 42CHL-64407-343	
5. Installation Date:	6. Performance Specification Test Date:
7. Continuous Monitor Comment:	

Continuous Monitoring System: Continuous Monitor 6 of 8

1. Parameter Code: O2	2. Pollutant(s):
3. CMS Requirement:	<input checked="" type="checkbox"/> Rule <input type="checkbox"/> Other
4. Monitor Information... Manufacturer: SERVOMAX Model Number: 1400 Serial Number: 01420-701-296	
5. Installation Date: 11/1/1990	6. Performance Specification Test Date: 4/1/1991
7. Continuous Monitor Comment: 40CFR60, Appendix B	

EMISSIONS UNIT INFORMATION

Section [2] of [3]

H. CONTINUOUS MONITOR INFORMATION (CONTINUED)

Continuous Monitoring System: Continuous Monitor 7 of 8

1. Parameter Code: O2	2. Pollutant(s):
3. CMS Requirement:	<input type="checkbox"/> Rule <input type="checkbox"/> Other
4. Monitor Information... Manufacturer: California Analytical Model Number: 100 P Serial Number: 8KO4001	
5. Installation Date:	6. Performance Specification Test Date: 4/1/2000
7. Continuous Monitor Comment:	

Continuous Monitoring System: Continuous Monitor 8 of 8

1. Parameter Code: VE	2. Pollutant(s):
3. CMS Requirement:	<input checked="" type="checkbox"/> Rule <input type="checkbox"/> Other
4. Monitor Information... Manufacturer: THERMO ENVIRONMENTAL Model Number: 400/500 Serial Number: 400-28124-232	
5. Installation Date: 11/1/1990	6. Performance Specification Test Date: 4/1/1991
7. Continuous Monitor Comment: 40CFR60, Appendix B	

EMISSIONS UNIT INFORMATION

Section [2] of [3]

I. EMISSIONS UNIT ADDITIONAL INFORMATION

Additional Requirements for All Applications, Except as Otherwise Stated

1. Process Flow Diagram: (Required for all permit applications, except Title V air operation permit revision applications if this information was submitted to the department within the previous five years and would not be altered as a result of the revision being sought) <input type="checkbox"/> Attached, Document ID: _____ <input checked="" type="checkbox"/> Previously Submitted, Date <u>2/3/1999</u>
2. Fuel Analysis or Specification: (Required for all permit applications, except Title V air operation permit revision applications if this information was submitted to the department within the previous five years and would not be altered as a result of the revision being sought) <input type="checkbox"/> Attached, Document ID: _____ <input checked="" type="checkbox"/> Previously Submitted, Date <u>2/3/1999</u>
3. Detailed Description of Control Equipment: (Required for all permit applications, except Title V air operation permit revision applications if this information was submitted to the department within the previous five years and would not be altered as a result of the revision being sought) <input type="checkbox"/> Attached, Document ID: _____ <input checked="" type="checkbox"/> Previously Submitted, Date <u>2/3/1999</u>
4. Procedures for Startup and Shutdown: (Required for all operation permit applications, except Title V air operation permit revision applications if this information was submitted to the department within the previous five years and would not be altered as a result of the revision being sought) <input type="checkbox"/> Attached, Document ID: _____ <input checked="" type="checkbox"/> Previously Submitted, Date <u>2/3/1999</u> <input type="checkbox"/> Not Applicable (construction application)
5. Operation and Maintenance Plan: (Required for all permit applications, except Title V air operation permit revision applications if this information was submitted to the department within the previous five years and would not be altered as a result of the revision being sought) <input type="checkbox"/> Attached, Document ID: _____ <input checked="" type="checkbox"/> Previously Submitted, Date <u>2/3/1999</u> <input type="checkbox"/> Not Applicable
6. Compliance Demonstration Reports/Records: <input type="checkbox"/> Attached, Document ID: _____ Test Date(s)/Pollutant(s) Tested: _____ <input checked="" type="checkbox"/> Previously Submitted, Date: <u>4/4/2004</u> Test Date(s)/Pollutant(s) Tested: _____ <input type="checkbox"/> To be Submitted, Date (if known): _____ Test Date(s)/Pollutant(s) Tested: _____ <input type="checkbox"/> Not Applicable Note: For FESOP applications, all required compliance demonstration records/reports must be submitted at the time of application. For Title V air operation permit applications, all required compliance demonstration reports/records must be submitted at the time of application, or a compliance plan must be submitted at the time of application.
7. Other Information Required by Rule or Statute: <input type="checkbox"/> Attached, Document ID: _____ <input checked="" type="checkbox"/> Not Applicable

EMISSIONS UNIT INFORMATION

Section [2] of [3]

I. EMISSIONS UNIT ADDITIONAL INFORMATION (CONTINUED)

Additional Requirements for Air Construction Permit Applications

1. Control Technology Review and Analysis (Rules 62-212.400(10) and 62-212.500(7), F.A.C.; 40 CFR 63.43(d) and (e)): <input type="checkbox"/> Attached, Document ID: _____ <input checked="" type="checkbox"/> Not Applicable
2. Good Engineering Practice Stack Height Analysis (Rules 62-212.400(4)(d) and 62-212.500(4)(f), F.A.C.): <input type="checkbox"/> Attached, Document ID: _____ <input checked="" type="checkbox"/> Not Applicable
3. Description of Stack Sampling Facilities: (Required for proposed new stack sampling facilities only) <input type="checkbox"/> Attached, Document ID: _____ <input checked="" type="checkbox"/> Not Applicable

Additional Requirements for Title V Air Operation Permit Applications

1. Identification of Applicable Requirements: <input type="checkbox"/> Attached, Document ID: _____ Unchanged
2. Compliance Assurance Monitoring: <input type="checkbox"/> Attached, Document ID: _____ <input type="checkbox"/> Not Applicable - Unchanged
3. Alternative Methods of Operation: <input type="checkbox"/> Attached, Document ID: _____ <input checked="" type="checkbox"/> Not Applicable
4. Alternative Modes of Operation (Emissions Trading): <input type="checkbox"/> Attached, Document ID: _____ <input checked="" type="checkbox"/> Not Applicable

Additional Requirements Comment

--

EMISSIONS UNIT INFORMATION

Section [3] of [3]

A. GENERAL EMISSIONS UNIT INFORMATION

Title V Air Operation Permit Emissions Unit Classification

1. Regulated or Unregulated Emissions Unit? (Check one, if applying for an initial, revised or renewal Title V air operation permit. Skip this item if applying for an air construction permit or FESOP only.)

The emissions unit addressed in this Emissions Unit Information Section is a regulated emissions unit.

The emissions unit addressed in this Emissions Unit Information Section is an unregulated emissions unit.

Emissions Unit Description and Status

1. Type of Emissions Unit Addressed in this Section: (Check one)

This Emissions Unit Information Section addresses, as a single emissions unit, a single process or production unit, or activity, which produces one or more air pollutants and which has at least one definable emission point (stack or vent).

This Emissions Unit Information Section addresses, as a single emissions unit, a group of process or production units and activities which has at least one definable emission point (stack or vent) but may also produce fugitive emissions.

This Emissions Unit Information Section addresses, as a single emissions unit, one or more process or production units and activities which produce fugitive emissions only.

2. Description of Emissions Unit Addressed in this Section:

Municipal Waste Combustor Unit #3

3. Emissions Unit Identification Number: 003

4. Emissions Unit Status Code: A

5. Commence Construction Date:

6. Initial Startup Date: 1/1/1991

7. Emissions Unit Major Group SIC Code: 49

8. Federal Program Applicability: (Check all that apply)

Acid Rain Unit

CAIR Unit

Hg Budget Unit

9. Package Unit:

Manufacturer:

Model Number:

10. Generator Nameplate Rating: MW 29

11. Emissions Unit Comment:

EMISSIONS UNIT INFORMATION

Section [3] of [3]

Emissions Unit Control Equipment/Method: Control 1 of 4

1. Control Equipment/Method Description: Dry Scrubber – using lime slurry, the scrubber neutralizes any acid-forming gases, such as sulfur oxides and hydrogen chloride.

2. Control Device or Method Code: 013

Emissions Unit Control Equipment/Method: Control 2 of 4

1. Control Equipment/Method Description: Fabric Filter – Baghouse

2. Control Device or Method Code: 016

Emissions Unit Control Equipment/Method: Control 3 of 4

1. Control Equipment/Method Description: Carbon Injection System

2. Control Device or Method Code: 048

Emissions Unit Control Equipment/Method: Control 4 of 4

1. Control Equipment/Method Description: SNCR for NOx Control

2. Control Device or Method Code: 107

EMISSIONS UNIT INFORMATION

Section [3] of [3]

B. EMISSIONS UNIT CAPACITY INFORMATION

(Optional for unregulated emissions units.)

Emissions Unit Operating Capacity and Schedule

1. Maximum Process or Throughput Rate: 103850 LB Steam/hr
2. Maximum Production Rate:
3. Maximum Heat Input Rate: million Btu/hr 160
4. Maximum Incineration Rate: pounds/hr 33250 tons/day 399
5. Requested Maximum Operating Schedule: hours/day 24 days/week 7 weeks/year 52 hours/year 8760
6. Operating Capacity/Schedule Comment: 1) Demonstration of compliance with maximum throughout capacity shall be measured by steam flow. 2) Maximum incinerator rate is 114% of rated name capacity. Ref. waste is 4800 BTU/lb.

EMISSIONS UNIT INFORMATION

Section [3] of [3]

C. EMISSION POINT (STACK/VENT) INFORMATION

(Optional for unregulated emissions units.)

Emission Point Description and Type

1. Identification of Point on Plot Plan or Flow Diagram: Flue #3		2. Emission Point Type Code: 1	
3. Descriptions of Emission Points Comprising this Emissions Unit for VE Tracking:			
4. ID Numbers or Descriptions of Emission Units with this Emission Point in Common:			
5. Discharge Type Code: V	6. Stack Height: feet 275	7. Exit Diameter: feet 4.7	
8. Exit Temperature: °F 250	9. Actual Volumetric Flow Rate: acfm 85,300	10. Water Vapor: %18.7	
11. Maximum Dry Standard Flow Rate: dscfm 47,600		12. Nonstack Emission Point Height: feet	
13. Emission Point UTM Coordinates... Zone: 17 East (km): 347 North (km): 3139		14. Emission Point Latitude/Longitude... Latitude (DD/MM/SS) 28/22/11 Longitude (DD/MM/SS) 82/34/37	
15. Emission Point Comment:			

EMISSIONS UNIT INFORMATION

Section [3] of [3]

D. SEGMENT (PROCESS/FUEL) INFORMATION

Segment Description and Rate: Segment 1 of 4

1. Segment Description (Process/Fuel Type): 1) External Combustion Boilers 2) Electrical Generation 3) Natural Gas 4) Boilers > 100 Million Btu/hr except Tangential		
2. Source Classification Code (SCC): 10100601	3. SCC Units: Million Cubic Feet Natural Gas Burned	
4. Maximum Hourly Rate:	5. Maximum Annual Rate:	6. Estimated Annual Activity Factor:
7. Maximum % Sulfur:	8. Maximum % Ash:	9. Million Btu per SCC Unit: 1050
10. Segment Comment:		

Segment Description and Rate: Segment 2 of 4

1. Segment Description (Process/Fuel Type): Propane for auxiliary burner 1) External Combustion Boilers 2) Electric Generation 3) Liquefied Petroleum Gas (LPG) 4) Propane		
2. Source Classification Code (SCC): 10101002	3. SCC Units: 1000 Gallons Propane Burned	
4. Maximum Hourly Rate:	5. Maximum Annual Rate:	6. Estimated Annual Activity Factor:
7. Maximum % Sulfur:	8. Maximum % Ash:	9. Million Btu per SCC Unit:
10. Segment Comment:		

EMISSIONS UNIT INFORMATION

Section [3] of [3]

D. SEGMENT (PROCESS/FUEL) INFORMATION (CONTINUED)

Segment Description and Rate: Segment 3 of 4

1. Segment Description (Process/Fuel Type): 1) External Combustion Boilers 2) Electric Generation 3) Solid Waste 4) Specify Waste Material in comments		
2. Source Classification Code (SCC): 10101201	3. SCC Units: Tons Solid Waste Burned	
4. Maximum Hourly Rate:	5. Maximum Annual Rate:	6. Estimated Annual Activity Factor:
7. Maximum % Sulfur:	8. Maximum % Ash:	9. Million Btu per SCC Unit:
10. Segment Comment:		

Segment Description and Rate: Segment 4 of 4

1. Segment Description (Process/Fuel Type): Municipal Waste Mass Burn 1) Waste Disposal 2) Solid Waste Disposal – Government 3) Municipal Incineration 4) Mass Burn: Single Chamber		
2. Source Classification Code (SCC): 50100102	3. SCC Units: Tons Solid Waste Burned	
4. Maximum Hourly Rate: 16.625	5. Maximum Annual Rate: 145635	6. Estimated Annual Activity Factor: 0
7. Maximum % Sulfur: 1	8. Maximum % Ash:	9. Million Btu per SCC Unit: 10
10. Segment Comment: Municipal Waste Mass Burn – Primary Fuel, Maximum hourly rate based upon 114% of the name plate capacity pursuant to PSD-FL-127.		

EMISSIONS UNIT INFORMATION

Section [3] of [3]

E. EMISSIONS UNIT POLLUTANTS

List of Pollutants Emitted by Emissions Unit

1. Pollutant Emitted	2. Primary Control Device Code	3. Secondary Control Device Code	4. Pollutant Regulatory Code
CO			EL
D/F	048		EL
FL	013		EL
HO15	016		EL
HO21	016		EL
HO27			
H106	013		EL
H114	048	016	EL
NOX	107		EL
PB			EL
PM	016		EL
PM10			
SAM	013		NS
SO2	013		EL
VOC			EL

F1. EMISSIONS UNIT POLLUTANT DETAIL INFORMATION –

POTENTIAL, FUGITIVE, AND ACTUAL EMISSIONS

(Optional for unregulated emissions units.)

Complete a Subsection F1 for each pollutant identified in Subsection E if applying for an air construction permit or concurrent processing of an air construction permit and a revised or renewal Title V operation permit. Complete for each emissions-limited pollutant identified in Subsection E if applying for an air operation permit.

Potential, Estimated Fugitive, and Baseline & Projected Actual Emissions

1. Pollutant Emitted: N/A	2. Total Percent Efficiency of Control:	
3. Potential Emissions: lb/hour	tons/year	4. Synthetically Limited? <input type="checkbox"/> Yes <input type="checkbox"/> No
5. Range of Estimated Fugitive Emissions (as applicable): to tons/year		
6. Emission Factor: Reference:		7. Emissions Method Code:
8.a. Baseline Actual Emissions (if required): tons/year	8.b. Baseline 24-month Period: From: To:	
9.a. Projected Actual Emissions (if required): tons/year	9.b. Projected Monitoring Period: <input type="checkbox"/> 5 years <input type="checkbox"/> 10 years	
10. Calculation of Emissions:		
11. Potential, Fugitive, and Actual Emissions Comment:		

**F2. EMISSIONS UNIT POLLUTANT DETAIL INFORMATION -
ALLOWABLE EMISSIONS**

Complete Subsection F2 if the pollutant identified in Subsection F1 is or would be subject to a numerical emissions limitation.

Allowable Emissions Allowable Emissions __ of __

1. Basis for Allowable Emissions Code: N/A	2. Future Effective Date of Allowable Emissions:
3. Allowable Emissions and Units:	4. Equivalent Allowable Emissions: lb/hour tons/year
5. Method of Compliance:	
6. Allowable Emissions Comment (Description of Operating Method):	

Allowable Emissions Allowable Emissions __ of __

1. Basis for Allowable Emissions Code:	2. Future Effective Date of Allowable Emissions:
3. Allowable Emissions and Units:	4. Equivalent Allowable Emissions: lb/hour tons/year
5. Method of Compliance:	
6. Allowable Emissions Comment (Description of Operating Method):	

Allowable Emissions Allowable Emissions __ of __

1. Basis for Allowable Emissions Code:	2. Future Effective Date of Allowable Emissions:
3. Allowable Emissions and Units:	4. Equivalent Allowable Emissions: lb/hour tons/year
5. Method of Compliance:	
6. Allowable Emissions Comment (Description of Operating Method):	

EMISSIONS UNIT INFORMATION

Section [3] of [3]

G. VISIBLE EMISSIONS INFORMATION

Complete Subsection G if this emissions unit is or would be subject to a unit-specific visible emissions limitation.

Visible Emissions Limitation: Visible Emissions Limitation 1 of 2

1. Visible Emissions Subtype: VE10	2. Basis for Allowable Opacity: <input checked="" type="checkbox"/> Rule <input type="checkbox"/> Other
3. Allowable Opacity: Normal Conditions: 10 % Exceptional Conditions: % Maximum Period of Excess Opacity Allowed: min/hour	
4. Method of Compliance: EPA Alternate Method 1	
5. Visible Emissions Comment: 40CFR60.33b(a)(1)(iii)	

Visible Emissions Limitation: Visible Emissions Limitation 2 of 2

1. Visible Emissions Subtype: VE15	2. Basis for Allowable Opacity: <input type="checkbox"/> Rule <input checked="" type="checkbox"/> Other
3. Allowable Opacity: Normal Conditions: 15 % Exceptional Conditions: 20 % Maximum Period of Excess Opacity Allowed: 6 min/hour	
4. Method of Compliance: EPA Alternate Method 1	
5. Visible Emissions Comment: PSD Permit No: PSD-FL-127	

EMISSIONS UNIT INFORMATION

Section [3] of [3]

H. CONTINUOUS MONITOR INFORMATION

Complete Subsection H if this emissions unit is or would be subject to continuous monitoring.

Continuous Monitoring System: Continuous Monitor 1 of 8

1. Parameter Code: CO2	2. Pollutant(s):
3. CMS Requirement:	<input checked="" type="checkbox"/> Rule <input type="checkbox"/> Other
4. Monitor Information... Manufacturer: ACS Model Number: 3300 Serial Number: N9J-3741T	
5. Installation Date: 11/1/1990	6. Performance Specification Test Date: 4/1/1991
7. Continuous Monitor Comment: 40CFR60, Appendix B	

Continuous Monitoring System: Continuous Monitor 2 of 8

1. Parameter Code: EM	2. Pollutant(s): SO2
3. CMS Requirement:	<input checked="" type="checkbox"/> Rule <input type="checkbox"/> Other
4. Monitor Information... Manufacturer: AMETEK Model Number: 721-AT Serial Number: 90-721AT2-76234	
5. Installation Date: 11/1/1990	6. Performance Specification Test Date: 4/1/1991
7. Continuous Monitor Comment: 40CFR60, Appendix B	

EMISSIONS UNIT INFORMATION

Section [3] of [3]

H. CONTINUOUS MONITOR INFORMATION (CONTINUED)**Continuous Monitoring System:** Continuous Monitor 3 of 8

1. Parameter Code: EM	2. Pollutant(s): SO ₂
3. CMS Requirement:	<input type="checkbox"/> Rule <input type="checkbox"/> Other
4. Monitor Information... Manufacturer: AMETEK Model Number: 721M Serial Number: VV-721M-8818-2	
5. Installation Date: 4/1/2000	6. Performance Specification Test Date: 4/1/2000
7. Continuous Monitor Comment: 40CFR60, Appendix B	

Continuous Monitoring System: Continuous Monitor 4 of 8

1. Parameter Code: EM	2. Pollutant(s): CO
3. CMS Requirement:	<input checked="" type="checkbox"/> Rule <input type="checkbox"/> Other
4. Monitor Information... Manufacturer: THERMO ENVIRONMENTAL Model Number: 48 Serial Number: 48-28469-231	
5. Installation Date: 11/1/1990	6. Performance Specification Test Date: 4/1/1991
7. Continuous Monitor Comment: 40CFR60, Appendix B	

EMISSIONS UNIT INFORMATION

Section [3] of [3]

H. CONTINUOUS MONITOR INFORMATION (CONTINUED)

Continuous Monitoring System: Continuous Monitor 5 of 8

1. Parameter Code: EM	2. Pollutant(s): NOX
3. CMS Requirement: <input checked="" type="checkbox"/> Rule <input type="checkbox"/> Other	
4. Monitor Information... Manufacturer: THERMO ENVIRONMENTAL Model Number: 42CHL Serial Number: 42CHL-64408-343	
5. Installation Date:	6. Performance Specification Test Date:
7. Continuous Monitor Comment:	

Continuous Monitoring System: Continuous Monitor 6 of 8

1. Parameter Code: O2	2. Pollutant(s):
3. CMS Requirement: <input checked="" type="checkbox"/> Rule <input type="checkbox"/> Other	
4. Monitor Information... Manufacturer: SERVOMAX Model Number: 1400 Serial Number: 01420-70-297	
5. Installation Date: 11/1/1990	6. Performance Specification Test Date: 4/1/1991
7. Continuous Monitor Comment: 40CFR60, Appendix B	

EMISSIONS UNIT INFORMATION

Section [3] of [3]

H. CONTINUOUS MONITOR INFORMATION (CONTINUED)

Continuous Monitoring System: Continuous Monitor 7 of 8

1. Parameter Code: O2	2. Pollutant(s):
3. CMS Requirement:	<input type="checkbox"/> Rule <input type="checkbox"/> Other
4. Monitor Information... Manufacturer: California Analytical Model Number: 100 P Serial Number: 8KO4003	
5. Installation Date:	6. Performance Specification Test Date: 4/1/2000
7. Continuous Monitor Comment:	

Continuous Monitoring System: Continuous Monitor 8 of 8

1. Parameter Code: VE	2. Pollutant(s):
3. CMS Requirement:	<input checked="" type="checkbox"/> Rule <input type="checkbox"/> Other
4. Monitor Information... Manufacturer: THERMO ENVIRONMENTAL Model Number: 400/500 Serial Number: 400-28125-232	
5. Installation Date: 11/1/1990	6. Performance Specification Test Date: 4/1/1991
7. Continuous Monitor Comment: 40CFR60, Appendix B	

EMISSIONS UNIT INFORMATION

Section [3] of [3]

I. EMISSIONS UNIT ADDITIONAL INFORMATION

Additional Requirements for All Applications, Except as Otherwise Stated

1. Process Flow Diagram: (Required for all permit applications, except Title V air operation permit revision applications if this information was submitted to the department within the previous five years and would not be altered as a result of the revision being sought) <input type="checkbox"/> Attached, Document ID: _____ <input checked="" type="checkbox"/> Previously Submitted, Date <u>2/3/1999</u>
2. Fuel Analysis or Specification: (Required for all permit applications, except Title V air operation permit revision applications if this information was submitted to the department within the previous five years and would not be altered as a result of the revision being sought) <input type="checkbox"/> Attached, Document ID: _____ <input checked="" type="checkbox"/> Previously Submitted, Date <u>2/3/1999</u>
3. Detailed Description of Control Equipment: (Required for all permit applications, except Title V air operation permit revision applications if this information was submitted to the department within the previous five years and would not be altered as a result of the revision being sought) <input type="checkbox"/> Attached, Document ID: _____ <input checked="" type="checkbox"/> Previously Submitted, Date <u>2/3/1999</u>
4. Procedures for Startup and Shutdown: (Required for all operation permit applications, except Title V air operation permit revision applications if this information was submitted to the department within the previous five years and would not be altered as a result of the revision being sought) <input type="checkbox"/> Attached, Document ID: _____ <input checked="" type="checkbox"/> Previously Submitted, Date <u>2/3/1999</u> <input type="checkbox"/> Not Applicable (construction application)
5. Operation and Maintenance Plan: (Required for all permit applications, except Title V air operation permit revision applications if this information was submitted to the department within the previous five years and would not be altered as a result of the revision being sought) <input type="checkbox"/> Attached, Document ID: _____ <input checked="" type="checkbox"/> Previously Submitted, Date <u>2/3/1999</u> <input type="checkbox"/> Not Applicable
6. Compliance Demonstration Reports/Records: <input type="checkbox"/> Attached, Document ID: _____ Test Date(s)/Pollutant(s) Tested: _____ <input checked="" type="checkbox"/> Previously Submitted, Date: <u>4/4/2004</u> Test Date(s)/Pollutant(s) Tested: _____ <input type="checkbox"/> To be Submitted, Date (if known): _____ Test Date(s)/Pollutant(s) Tested: _____ <input type="checkbox"/> Not Applicable Note: For FESOP applications, all required compliance demonstration records/reports must be submitted at the time of application. For Title V air operation permit applications, all required compliance demonstration reports/records must be submitted at the time of application, or a compliance plan must be submitted at the time of application.
7. Other Information Required by Rule or Statute: <input type="checkbox"/> Attached, Document ID: _____ <input checked="" type="checkbox"/> Not Applicable

EMISSIONS UNIT INFORMATION

Section [3] of [3]

I. EMISSIONS UNIT ADDITIONAL INFORMATION (CONTINUED)

Additional Requirements for Air Construction Permit Applications

<p>1. Control Technology Review and Analysis (Rules 62-212.400(10) and 62-212.500(7), F.A.C.; 40 CFR 63.43(d) and (e)):</p> <p><input type="checkbox"/> Attached, Document ID: _____ <input checked="" type="checkbox"/> Not Applicable</p>
<p>2. Good Engineering Practice Stack Height Analysis (Rules 62-212.400(4)(d) and 62-212.500(4)(f), F.A.C.):</p> <p><input type="checkbox"/> Attached, Document ID: _____ <input checked="" type="checkbox"/> Not Applicable</p>
<p>3. Description of Stack Sampling Facilities: (Required for proposed new stack sampling facilities only)</p> <p><input type="checkbox"/> Attached, Document ID: _____ <input checked="" type="checkbox"/> Not Applicable</p>

Additional Requirements for Title V Air Operation Permit Applications

<p>1. Identification of Applicable Requirements:</p> <p><input type="checkbox"/> Attached, Document ID: _____ Unchanged</p>
<p>2. Compliance Assurance Monitoring:</p> <p><input type="checkbox"/> Attached, Document ID: _____ <input type="checkbox"/> Not Applicable - Unchanged</p>
<p>3. Alternative Methods of Operation:</p> <p><input type="checkbox"/> Attached, Document ID: _____ <input checked="" type="checkbox"/> Not Applicable</p>
<p>4. Alternative Modes of Operation (Emissions Trading):</p> <p><input type="checkbox"/> Attached, Document ID: _____ <input checked="" type="checkbox"/> Not Applicable</p>

Additional Requirements Comment

Empty box for comments

ATTACHMENT A

PERMIT CONDITIONS AFFECTED BY THE REVISION AND THE NECESSARY CHANGES

Operating Practices and Requirements

A.11. Operating Requirements. The procedures specified in paragraphs (1) through (12) shall be used for determining compliance with the operating requirements under 40 CFR 60.53b.

(3) The owner or operator of an affected facility shall install, calibrate, maintain, and operate a continuous emission monitoring system for measuring carbon monoxide at the combustor outlet and record the output of the system and shall follow the procedures and methods specified in paragraphs(i) through(iii).

(ii) During each relative accuracy test run of the continuous emission monitoring system required by Performance Specification 4A in appendix B of 40 CFR 60, carbon monoxide and oxygen (or carbon dioxide) data shall be collected concurrently (or within a 30- to 60-minute period) by both the continuous emission monitors and the test methods specified in paragraphs (A) and(B). For affected facilities subject to the 100 parts per million dry volume carbon monoxide standard, the relative accuracy criterion of 5 parts per million dry volume is calculated as the absolute value of the mean difference between the reference method and continuous emission monitoring systems.

(8) The maximum demonstrated municipal waste combustor unit load shall be determined during the initial performance test for dioxins/furans and each subsequent performance test during which compliance with the dioxin/furan emission limit specified in 40 CFR 60.52b(c) is achieved. The maximum demonstrated municipal waste combustor unit load shall be the highest 4-hour arithmetic average load achieved during four consecutive hours during the most recent test during which compliance with the dioxin/furan emission limit was achieved. If a subsequent dioxin/furan performance test is being performed on only one affected facility at the MWC plant, as provided in 40 CFR 60.58b(g)(5)(iii), the owner or operator may elect to apply the same maximum municipal waste combustor unit load from the tested facility for all similarly designed and operated affected facilities at the MWC plant.

(9) For each particulate matter control device employed at the affected facility, the maximum demonstrated particulate matter control device temperature shall be determined during the initial performance test for dioxins/furans and each subsequent performance test during which compliance with the dioxin/furan emission limit specified in 40 CFR 60.52b(c) is achieved. The maximum demonstrated particulate matter control device temperature shall be the highest 4-hour arithmetic average temperature achieved at the particulate matter control device inlet during four consecutive hours during the most recent test during which compliance with the dioxin/furan limit was achieved. If a subsequent dioxin/furan performance test is being performed on only one affected facility at the MWC plant, as provided in 40 CFR 60.58b(g)(5)(iii), the owner or operator may elect to apply the same maximum particulate matter control device temperature from the tested facility for all similarly designed and operated affected facilities at the MWC plant.

Pasco County Resource Recovery facility, Title V Permit No. 1010056-005-AV

(10) At a minimum, valid continuous emission monitoring system hourly averages shall be obtained as specified in paragraphs (i) and (ii) for ~~75 percent of the operating hours per day for 90 percent of the operating days per calendar quarter~~ at least 90 percent of the operating hours per calendar quarter and 95 percent of the operating hours per calendar year that the affected facility is combusting municipal solid waste.

Operator Training and Certification

~~A.12. Standards for municipal waste combustor operator training and certification.~~

~~(2) If one of the persons listed in paragraph (c) must leave the affected facility during their operating shift, a provisionally certified control room operator who is onsite at the affected facility may fulfill the requirement in paragraph (c). If both the certified chief facility operator and certified shift supervisor are unavailable, a provisionally certified control room operator on site at the municipal waste combustion unit may fulfill the certified operator requirement. Depending on the length of time that a certified chief facility operator and certified shift supervisor are away, the owner or operator of the affected facility must meet one of three criteria:~~

- (i) When the certified chief facility operator and certified shift supervisor are both off site for 12 hours or less, and no other certified operator is on site, the provisionally certified control room operator may perform the duties of the certified chief facility operator or certified shift supervisor.
- (ii) When the certified chief facility operator and certified shift supervisor are off site for more than 12 hours, but for two weeks or less, and no other certified operator is on site, the provisionally certified control room operator may perform the duties of the certified chief facility operator or certified shift supervisor without notice to, or approval by, the Administrator. However, the owner or operator of the affected facility must record the period when the certified chief facility operator and certified shift supervisor are off site and include that information in the annual report as specified under § 60.59b(g)(5).

(iii) When the certified chief facility operator and certified shift supervisor are off site for more than two weeks, and no other certified operator is on site, the provisionally certified control room operator may perform the duties of the certified chief facility operator or certified shift supervisor without approval by the Administrator. However, the owner or operator of the affected facility must take two actions:

(A) Notify the Administrator in writing. In the notice, state what caused the absence and what actions are being taken by the owner or operator of the facility to ensure that a certified chief facility operator or certified shift supervisor is on site as expeditiously as practicable.

Pasco County Resource Recovery facility, Title V Permit No. 1010056-005-AV

(B) Submit a status report and corrective action summary to the Administrator every four weeks following the initial notification. If the Administrator provides notice that the status report or corrective action summary is disapproved, the municipal waste combustion unit may continue operation for 90 days, but then must cease operation. If corrective actions are taken in the 90-day period such that the Administrator withdraws the disapproval, municipal waste combustion unit operation may continue.

(3) A provisionally certified operator who is newly promoted or recently transferred to a shift supervisor position or a chief facility operator position at the municipal waste combustion unit may perform the duties of the certified chief facility operator or certified shift supervisor without notice to, or approval by, the Administrator for up to six months before taking the ASME QRO certification exam.

Excess Emissions

A.35. Startup, Shutdown and Malfunction. The provisions for startup, shutdown, and malfunction are provided in paragraph (1).

(1) The standards under 40 CFR 60, Subpart Cb, as incorporated in Rule 62-204.800(8)(b), F.A.C., apply at all times except during periods of startup, shutdown, or malfunction. Duration of startup or shutdown periods are limited to 3 hours per occurrence, except as provided in condition A.35.(1)(iii) of this section. During periods of startup, shutdown, or malfunction, monitoring data shall be dismissed or excluded from compliance calculations, but shall be recorded and reported in accordance with the provisions of 40 CFR 60.59b(d)(7).

(iii) For the purpose of compliance with the carbon monoxide emission limits in Sec. 60.53b (a), if a loss of boiler water level control (e.g., boiler waterwall tube failure) or a loss of combustion air control (e.g., loss of combustion air fan, induced draft fan, combustion grate bar failure) is determined to be a malfunction, the duration of the malfunction period is limited to 15 hours per occurrence. During such periods of malfunction, monitoring data shall be dismissed or excluded from compliance calculations, but shall be recorded and reported in accordance with the provisions of 40 CFR 60.59b(d)(7).

Test Methods and Procedures

Particulate Matter and Opacity

A.39. The procedures and test methods specified in paragraphs (1) through (11) shall be used to determine compliance with the emission limits for particulate matter and opacity.

(3) The EPA Reference Method 5 shall be used for determining compliance with the particulate matter emission limit. The minimum sample volume shall be 1.7 cubic meters. The probe and filter holder heating systems in the sample train shall be set to provide a gas temperature no greater than

Pasco County Resource Recovery facility, Title V Permit No. 1010056-005-AV

160 +14 □C. An oxygen or carbon dioxide measurement shall be obtained simultaneously with each Method 5 run.

(9) Following the date that the initial performance test for particulate matter is completed or is required to be completed under 40 CFR 60.8 for an affected facility, the owner or operator shall conduct a performance test for particulate matter on a calendar year basis (no less than 9 calendar months and no more than 15 calendar months following the previous performance test; and must complete five performance tests within each 5-year calendar period).~~an annual basis (no more than 12 calendar months following the previous performance test).~~

(11) Following the date that the initial performance test for opacity is completed or is required to be completed under 40 CFR 60.8 for an affected facility, the owner or operator shall conduct a performance test for opacity on a calendar year basis (no less than 9 calendar months and no more than 15 calendar months following the previous performance test; and must complete five performance tests within each 5-year calendar period).~~an annual basis (no more than 12 calendar months following the previous performance test).~~

Cadmium, Lead and Mercury

A.40. The procedures and test methods specified in paragraphs (1) and (2) shall be used to determine compliance with the emission limits for cadmium, lead, and mercury.

(1) The procedures and test methods specified in paragraphs (1)(i) through (1)(ix) shall be used to determine compliance with the emission limits for cadmium and lead.

(vii) Following the date that the initial performance test for mercury is completed or is required to be completed under 40 CFR 60.8, the owner or operator of an affected facility shall conduct a performance test for compliance with the emission limits for cadmium and lead mercury emissions on a calendar year basis (no less than 9 calendar months and no more than 15 calendar months following the previous performance test; and must complete five performance tests within each 5-year calendar period).~~an annual basis (no more than 12 calendar months following the previous performance test).~~

(2) The procedures and test methods specified in paragraphs (2)(i) through (2)(xi) shall be used to determine compliance with the mercury emission limit.

(ix) Following the date that the initial performance test for mercury is completed or is required to be completed under 40 CFR 60.8, the owner or operator of an affected facility shall conduct a performance test for mercury emissions on a calendar year basis (no less than 9 calendar months and no more than 15 calendar months following the previous performance test; and must complete five performance tests within each 5-year calendar period).~~an annual basis (no more than 12 calendar months following the previous performance test).~~

Sulfur Dioxide

A.42. The procedures and test methods specified in paragraphs (1) through (14) shall be used for determining compliance with the sulfur dioxide emission.

(7) At a minimum, valid continuous monitoring system hourly averages shall be obtained as specified in paragraphs (7)(i) and (7)(ii) for ~~75 percent of the operating hours per day for 90 percent of the operating days per calendar quarter~~ 90 percent of the operating hours per calendar quarter and 95 percent of the operating days per calendar year that the affected facility is combusting municipal solid waste.

(12) The continuous emission monitoring system shall be operated according to Performance Specification 2 in 40 CFR 60, Appendix B. For sources that have actual inlet emissions less than 100 parts per million dry volume, the relative accuracy criterion for inlet sulfur dioxide continuous emission monitoring systems should be no greater than 20 percent of the mean value of the reference method test data in terms of the units of the emission standard, or 5 parts per million dry volume absolute value of the mean difference between the reference method and the continuous emission monitoring systems, whichever is greater.

Dioxins/Furans

A.44. The procedures and test methods specified in paragraphs (1) through (10) shall be used to determine compliance with the limits for dioxin/furan emissions.

(5) Following the date that the initial performance test for dioxins/furans is completed or is required to be completed under 40 CFR 60.8, the owner or operator of an affected facility shall conduct performance tests for dioxin/furan emissions in accordance with paragraph (3), according to one of the schedules specified in paragraphs (i) through (iii).

(i) For affected facilities, performance tests shall be conducted on an annual basis ~~(no more than 12 calendar months following the previous performance test.)~~ (no less than 9 calendar months and no more than 15 calendar months following the previous performance test; and must complete five performance tests in each 5-year calendar period).

(ii) ~~{reserved}~~ For the purpose of evaluating system performance to establish new operating parameter levels, testing new technology or control technologies, diagnostic testing, or related activities for the purpose of improving facility performance or advancing the state-of-the-art for controlling facility emissions, the owner or operator of an affected facility that qualifies for the performance testing schedule specified in paragraph (iii), may test one unit for dioxin/furan and apply the dioxin/furan operating parameters to similarly designed and equipped units on site by meeting the requirements specified in paragraphs (A) through (D).

Pasco County Resource Recovery facility, Title V Permit No. 1010056-005-AV

(A) Follow the testing schedule established in paragraph (iii). For example, each year a different affected facility at the municipal waste combustor plant shall be tested, and the affected facilities at the plant shall be tested in sequence (e.g., unit 1, unit 2, unit 3, as applicable).

(B) Upon meeting the requirements in paragraph (iii) for one affected facility, the owner or operator may elect to apply the average carbon mass feed rate and associated carbon injection system operating parameter levels for dioxin/furan as established in 40 CFR 60.58b(m) to similarly designed and equipped units on site.

(C) Upon testing each subsequent unit in accordance with the testing schedule established in paragraph (iii), the dioxin/furan and mercury emissions of the subsequent unit shall not exceed the dioxin/furan and mercury emissions measured in the most recent test of that unit prior to the revised operating parameter levels.

(D) The owner or operator of an affected facility that selects to follow the performance testing schedule specified in paragraph (iii) and apply the carbon injection system operating parameters to similarly designed and equipped units on site shall follow the procedures specified in 40 CFR 60.59b(g)(4) for reporting.

- (iii) Where all performance tests over a 2-year period indicate that dioxin/furan emissions are less than or equal to 15 nanograms per dry standard cubic meter (total mass) for all affected facilities located within a municipal waste combustor plant, the owner or perator of the municipal waste combustor plant may elect to conduct annual performance tests for one affected facility (i.e., unit) per year at the municipal waste combustor plant. At a minimum, a performance test for dioxin/furan emissions shall be conducted annually ~~(no more than 12 months following the previous performance test)~~ (no less than 9 calendar months and no more than 15 calendar months following the previous performance test; and must complete five performance tests in each 5-year calendar period) for one affected facility at the municipal waste combustor plant. Each year a different affected facility at the municipal waste combustor plant shall be tested, and the affected facilities at the plant shall be tested in sequence (e.g., unit 1, unit 2, unit 3, as applicable). If each annual performance test continues to indicate a dioxin/furan emission level less than or equal to 15 nanograms per dry standard cubic meter (total mass), the owner or operator may continue conducting a performance test on only one affected facility per year. If any annual performance test indicates a dioxin/furan emission level greater than 15 nanograms per dry standard cubic meter (total mass), performance tests thereafter shall be conducted annually on all affected facilities at the plant until and unless all annual performance tests for all affected facilities at the plant over a 2-year period indicate a dioxin/furan emission level less than or equal to 15 nanograms per dry standard cubic meter (total mass).

Pasco County Resource Recovery facility, Title V Permit No. 1010056-005-AV

Nitrogen Oxides

A.45. The procedures and test methods specified in paragraphs (1) through (12) shall be used to determine compliance with the nitrogen oxides emission limit for affected facilities under Sec. 60.52b (d).

(6) At a minimum, valid continuous emission monitoring system hourly averages shall be obtained as specified in paragraphs (i) and (ii) for ~~75 percent of the operating hours per day for 90 percent of the operating days per calendar quarter~~ 90 percent of the operating hours per calendar quarter and for 95 percent of the operating hours per calendar year that the affected facility is combusting municipal solid waste.

(12) When nitrogen oxides continuous emissions data are not obtained because of continuous emission monitoring system breakdowns, repairs, calibration checks, and zero and span adjustments, emissions data shall be obtained using other monitoring systems as approved by the Administrator or EPA Reference Method 19 to provide, as necessary, valid emissions data for a minimum of ~~75 percent of the hours per day for 90 percent of the days per calendar quarter~~ 90 percent of the operating hours per calendar quarter and for 95 percent of the operating hours per calendar year the unit is operated and combusting municipal solid waste.

Monitoring Requirements

A.67. The owner or operator of an affected facility shall install, calibrate, maintain, and operate a continuous emission monitoring system and record the output of the system for measuring the oxygen or carbon dioxide content of the flue gas at each location where carbon monoxide, sulfur dioxide, or nitrogen oxides emissions are monitored and shall comply with the test procedures and test methods specified in paragraphs (1) through (78).

(8) During a loss of boiler water level control or loss of combustion air control malfunction period as specified in 40 CFR 60.58b(a)(1)(iii), a diluent cap of 14 percent for oxygen or 5 percent for carbon dioxide may be used in the emissions calculations for sulfur dioxide and nitrogen oxides.

Recordkeeping and Reporting Requirements

A.75. The owner or operator of an affected facility subject to the standards under 40 CFR 60.53b, 60.54b, and 60.55b shall maintain records of the information specified in paragraphs (1) through (15), as applicable, for each affected facility for a period of at least 5 years.

(12) The records specified in paragraphs (i) through (iv).

(iv) Records of when a certified operator is temporarily off site. Include two main items:

Pasco County Resource Recovery facility, Title V Permit No. 1010056-005-AV

(A) If the certified chief facility operator and certified shift supervisor are off site for more than 12 hours, but for 2 weeks or less, and no other certified operator is on site, record the dates that the certified chief facility operator and certified shift supervisor were off site.

(B) When all certified chief facility operators and certified shift supervisors are off site for more than 2 weeks and no other certified operator is on site, keep records of four items:

(1) Time of day that all certified persons are off site.

(2) The conditions that cause those people to be off site.

(3) The corrective actions taken by the owner or operator of the affected facility to ensure a certified chief facility operator or certified shift supervisor is on site as soon as practicable

(4) Copies of the written reports submitted every 4 weeks that summarize the actions taken by the owner or operator of the affected facility to ensure that a certified chief facility operator or certified shift supervisor will be on site as soon as practicable.

A.77. Following the first year of municipal combustor operation, the owner or operator of an affected facility shall submit an annual report including the information specified in paragraphs (1) through (4), as applicable, no later than February 1 of each year following the calendar year in which the data were collected (once the unit is subject to permitting requirements under Title V of the Act, the owner or operator of an affected facility must submit these reports semiannually).

(1) A summary of data collected for all pollutants and parameters regulated under this subpart, which includes the information specified in paragraphs (i) through (v).

~~(iv) The total number of days that the minimum number of hours of data for sulfur dioxide, nitrogen oxides, carbon monoxide, municipal waste combustor unit load, and particulate matter control device temperature data were not obtained. The total number of hours per calendar quarter and hours per calendar year that valid data for sulfur dioxide, nitrogen oxides, carbon monoxide, municipal waste combustor unit load, or particulate matter control device temperature data were not obtained based on the data recorded under based on the data recorded under 40 CFR 60.59b(d)(6).~~

~~(v) The total number of hours that data for sulfur dioxide, nitrogen oxides, carbon monoxide, municipal waste combustor unit load, and particulate matter control device temperature were excluded from the calculation of average emission concentrations or parameters. The total number of hours that data for sulfur dioxide, nitrogen oxides, carbon monoxide, municipal waste combustor unit load, and particulate matter control device temperature~~

Pasco County Resource Recovery facility, Title V Permit No. 1010056-005-AV

were excluded from the calculation of average emission concentrations or parameters based on the data recorded under 40 CFR 60.59b(d)(7).

(4) A notification of intent to begin the reduced dioxin/furan performance testing schedule specified in 40 CFR 60.58b (g) (5) (iii) during the following calendar year and notification of intent to apply the average carbon mass feed rate and associated carbon injection system operating parameter levels as established in 40 CFR 60.58b(m) to similarly designed and equipped units on site.

(5) Documentation of periods when all certified chief facility operators and certified shift supervisors are off site for more than 12 hours.

Miscellaneous Requirements

Activated Carbon Injection

A.86. The owner or operator of an affected facility where activated carbon injection is used to comply with the mercury emission limit, or the dioxin/furan emission limits, or the dioxin/furan emission level specified in 40 CFR 60.58b(g)(5)(iii) shall follow the procedures specified in paragraphs (1) through (34).

(1) During the performance tests for dioxins/furans and mercury, as applicable, the owner or operator shall estimate an average carbon mass feed rate based on carbon injection system operating parameters such as the screw feeder speed, hopper volume, hopper refill frequency, or other parameters appropriate to the feed system being employed, as specified in paragraphs (i) and(ii).

(i) An average carbon mass feed rate in kilograms per hour or pounds per hour shall be estimated during the initial performance test for mercury emissions and each subsequent performance test for mercury emissions.

(ii) An average carbon mass feed rate in kilograms per hour or pounds per hour shall be estimated during the initial performance test for dioxin/furan emissions and each subsequent performance test for dioxin/furan emissions. If a subsequent dioxin/furan performance test is being performed on only one affected facility at the MWC plant, as provided in 40 CFR 60.58b (g)(5)(iii), the owner or operator may elect to apply the same estimated average carbon mass feed rate from the tested facility for all the similarly designed and operated affected facilities at the MWC plant.

(2) During operation of the affected facility, the carbon injection system operating parameter(s) that are the primary indicator(s) of the carbon mass feed rate (e.g., screw feeder setting) shall be averaged over a block 8-hour period, and the 8-hour block average must equal or exceed the level(s) documented during the performance tests specified under paragraphs (1) (i) and (1) (ii)-, except as specified in paragraphs (i) and (ii).

Pasco County Resource Recovery facility, Title V Permit No. 1010056-005-AV

(i) During the annual dioxin/furan or mercury performance test and the 2 weeks preceding the annual dioxin/furan or mercury performance test, no limit is applicable for average mass carbon feed rate if the provisions of paragraph (ii) are met.

(ii) The limit for average mass carbon feed rate may be waived in accordance with permission granted by the Administrator for the purpose of evaluating system performance, testing new technology or control technologies, diagnostic testing, or related activities for the purpose of improving facility performance or advancing the state-of-the-art for controlling facility emissions.

(3) The owner or operator of an affected facility shall estimate the total carbon usage of the plant (kilograms or pounds) for each calendar quarter by two independent methods, according to the procedures in paragraphs (i) and (ii).

(i) The weight of carbon delivered to the plant.

(ii) Estimate the average carbon mass feed rate in kilograms per hour or pounds per hour for each hour of operation for each affected facility based on the parameters specified under paragraph (1), and sum the results for all affected facilities at the plant for the total number of hours of operation during the calendar quarter.

(4) Pneumatic injection pressure or other carbon injection system operational indicator shall be used to provide additional verification of proper carbon injection system operation. The operational indicator shall provide an instantaneous visual and/or audible alarm to alert the operator of a potential interruption in the carbon feed that would not normally be indicated by direct monitoring of carbon mass feed rate (e.g., continuous weight loss feeder) or monitoring of the carbon system operating parameter(s) that are the indicator(s) of carbon mass feed rate (e.g., screw feeder speed). The carbon injection system operational indicator used to provide additional verification of carbon injection system operation, including basis for selecting the indicator and operator response to the indicator alarm, shall be included in 40 CFR 60.54b(e)(6) of the site-specific operating manual required under 40 CFR 60.54b(e).