



Covanta Lake, Inc.
A Covanta Energy Company
3830 Rogers Industrial Park Road
Okahumpka, FL 34762
Tel 352 365 1611
Fax 352 365 6359

RECEIVED

AUG 24 2009

BUREAU OF AIR REGULATION

August 18, 2009

Mr. Joseph Kahn, Director
FDEP, Division of Air Resource Management
2600 Blair Stone Road
Tallahassee, Florida 32399-2400

SUBJ: Covanta Lake II, Inc.
Lake County Resource Recovery Facility - ID No. 069-0046
Title V Permit Revision Application

Dear Mr. Kahn:

Project No.: 0690046-008-AC /
0690046-009-AV

Enclosed please find 5 copies of the subject application.

This application is being made to define "regulated international garbage" (as that term is used by the United States Department of Agriculture) as an acceptable waste for the facility. The Animal and Plant Health Inspection Service (APHIS) of the United States Department of Agriculture (USDA) has approved that such waste be accepted at the Lake County Resource Recovery Facility for safe disposal. On June 17, 2009 APHIS issued a Compliance Agreement approving the Facility as an acceptable disposal facility and outlining the waste handling procedures that must be complied with. However, Mr. Bruce Mitchell of your staff has advised that we must receive a construction permit from your Department before accepting this waste stream from the USDA.

This application is also being made to change the averaging period of the segregated loads weight limitation from monthly to quarterly. This change will allow the Facility to respond to short term spikes in deliveries of segregated loads (such as deliveries of construction and demolition debris generated as a result of natural disasters) without having to divert waste deliveries to other disposal sites that have no segregated load restrictions.


Emissions are not impacted by these administrative revisions.

If you have any questions, or require further information, please contact Viet Ta, Facility Environmental Engineer, at (727) 919-7671.

Sincerely,

Gary Mann
Facility Manager

C: J. Gorrie
V. Ta



Department of Environmental Protection

RECEIVED

AUG 24 2009

Division of Air Resource Management

APPLICATION FOR AIR PERMIT - LONG FORM

BUREAU OF AIR REGULATION

I. APPLICATION INFORMATION

Air Construction Permit – Use this form to apply for any air construction permit at a facility operating under a federally enforceable state air operation permit (FESOP) or Title V air permit. Also use this form to apply for an air construction permit:

- For a proposed project subject to prevention of significant deterioration (PSD) review, nonattainment area (NAA) new source review, or maximum achievable control technology (MACT) review; or
- Where the applicant proposes to assume a restriction on the potential emissions of one or more pollutants to escape a federal program requirement such as PSD review, NAA new source review, Title V, or MACT; or
- Where the applicant proposes to establish, revise, or renew a plantwide applicability limit (PAL).

Air Operation Permit – Use this form to apply for:

- An initial federally enforceable state air operation permit (FESOP); or
- An initial/revised/renewal Title V air operation permit.

Air Construction Permit & Title V Air Operation Permit (Concurrent Processing Option) – Use this form to apply for both an air construction permit and a revised or renewal Title V air operation permit incorporating the proposed project.

To ensure accuracy, please see form instructions.

Identification of Facility

1. Facility Owner/Company Name: Covanta Lake II, Inc.	
2. Site Name: Lake County Resource Recovery Facility	
3. Facility Identification Number: 0690046	
4. Facility Location... Street Address or Other Locator: 3830 Rogers Industrial Park Road City: Okahumpka County: Lake Zip Code: 34762	
5. Relocatable Facility? <input type="checkbox"/> Yes <input checked="" type="checkbox"/> No	6. Existing Title V Permitted Facility? <input checked="" type="checkbox"/> Yes <input type="checkbox"/> No

Application Contact

1. Application Contact Name: Viet Ta	
2. Application Contact Mailing Address... Organization/Firm: Covanta Lake II, Inc. Street Address: 3830 Rogers Industrial Park Road City: Okahumpka State: FL Zip Code: 34762	
3. Application Contact Telephone Numbers... Telephone: (727) 919 - 7671 ext. Fax: (727) 856 - 0007	
4. Application Contact Email Address: vta@covantaenergy.com	

Application Processing Information (DEP Use)

1. Date of Receipt of Application: 8/24/09	3. PSD Number (if applicable):
2. Project Number(s): 0690046-009-AC 0690046-009-AV	4. Siting Number (if applicable):

APPLICATION INFORMATION

Purpose of Application

This application for air permit is submitted to obtain: (Check one)

Air Construction Permit

- Air construction permit.
- Air construction permit to establish, revise, or renew a plantwide applicability limit (PAL).
- Air construction permit to establish, revise, or renew a plantwide applicability limit (PAL), and separate air construction permit to authorize construction or modification of one or more emissions units covered by the PAL.

Air Operation Permit

- Initial Title V air operation permit.
- Title V air operation permit revision.
- Title V air operation permit renewal.
- Initial federally enforceable state air operation permit (FESOP) where professional engineer (PE) certification is required.
- Initial federally enforceable state air operation permit (FESOP) where professional engineer (PE) certification is not required.

Air Construction Permit and Revised/Renewal Title V Air Operation Permit (Concurrent Processing)

- Air construction permit and Title V permit revision, incorporating the proposed project.
- Air construction permit and Title V permit renewal, incorporating the proposed project.

Note: By checking one of the above two boxes, you, the applicant, are requesting concurrent processing pursuant to Rule 62-213.405, F.A.C. In such case, you must also check the following box:

- I hereby request that the department waive the processing time requirements of the air construction permit to accommodate the processing time frames of the Title V air operation permit.

Application Comment

This application is being made to define "regulated international garbage" (as that term is used by the US Department of Agriculture) as an acceptable waste for the facility.

This application is also being made to change the averaging period segregated loads weigh limitation is to be determined from monthly to quarterly.

Emissions are not impacted by these administrative revisions.

APPLICATION INFORMATION

Scope of Application

Emissions Unit ID Number	Description of Emissions Unit	Air Permit Type	Air Permit Proc. Fee
001	Municipal Waste Combustor – Unit 1	AV05	NA
002	Municipal Waste Combustor – Unit 2	AV05	NA
003	Activated carbon storage silo	AV05	NA

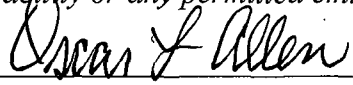
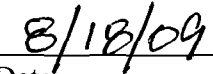
Application Processing Fee

Check one: Attached - Amount: \$ _____ Not Applicable

APPLICATION INFORMATION

Owner/Authorized Representative Statement

Complete if applying for an air construction permit or an initial FESOP.

1. Owner/Authorized Representative Name : Oscar Allen, Vice President, Regional Operation Manager
2. Owner/Authorized Representative Mailing Address... Organization/Firm: Covanta Energy Corp. Street Address: 5251 Triana Blvd. City: Huntsville State: AL Zip Code: 35805
3. Owner/Authorized Representative Telephone Numbers... Telephone: (256)882 -1019 Fax: (973)880 -0348
4. Owner/Authorized Representative Email Address: oallen@covantaenergy.com
5. Owner/Authorized Representative Statement: <i>I, the undersigned, am the owner or authorized representative of the facility addressed in this air permit application. I hereby certify, based on information and belief formed after reasonable inquiry, that the statements made in this application are true, accurate and complete and that, to the best of my knowledge, any estimates of emissions reported in this application are based upon reasonable techniques for calculating emissions. The air pollutant emissions units and air pollution control equipment described in this application will be operated and maintained so as to comply with all applicable standards for control of air pollutant emissions found in the statutes of the State of Florida and rules of the Department of Environmental Protection and revisions thereof and all other requirements identified in this application to which the facility is subject. I understand that a permit, if granted by the department, cannot be transferred without authorization from the department, and I will promptly notify the department upon sale or legal transfer of the facility or any permitted emissions unit.</i>  Signature  Date

APPLICATION INFORMATION

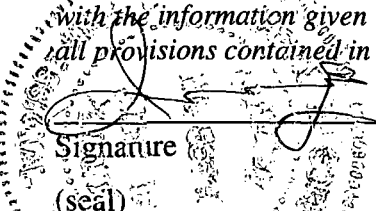
Application Responsible Official Certification

Complete if applying for an initial/revised/renewal Title V permit or concurrent processing of an air construction permit and a revised/renewal Title V permit. If there are multiple responsible officials, the "application responsible official" need not be the "primary responsible official."

1. Application Responsible Official Name: Gary Main
2. Application Responsible Official Qualification (Check one or more of the following options, as applicable): <input checked="" type="checkbox"/> For a corporation, the president, secretary, treasurer, or vice-president of the corporation in charge of a principal business function, or any other person who performs similar policy or decision-making functions for the corporation, or a duly authorized representative of such person if the representative is responsible for the overall operation of one or more manufacturing, production, or operating facilities applying for or subject to a permit under Chapter 62-213, F.A.C. <input type="checkbox"/> For a partnership or sole proprietorship, a general partner or the proprietor, respectively. <input type="checkbox"/> For a municipality, county, state, federal, or other public agency, either a principal executive officer or ranking elected official. <input type="checkbox"/> The designated representative at an Acid Rain source.
3. Application Responsible Official Mailing Address... Organization/Firm: Covanta Lake II, Inc. Street Address: 3830 Rogers Industrial Park Road City: Okahumpka State: FL Zip Code: 34762
4. Application Responsible Official Telephone Numbers... Telephone: (352)365 -1611 Fax: (352)365 -6359
5. Application Responsible Official Email Address: gmain@covantaenergy.com
6. Application Responsible Official Certification: <i>I, the undersigned, am a responsible official of the Title V source addressed in this air permit application. I hereby certify, based on information and belief formed after reasonable inquiry, that the statements made in this application are true, accurate and complete and that, to the best of my knowledge, any estimates of emissions reported in this application are based upon reasonable techniques for calculating emissions. The air pollutant emissions units and air pollution control equipment described in this application will be operated and maintained so as to comply with all applicable standards for control of air pollutant emissions found in the statutes of the State of Florida and rules of the Department of Environmental Protection and revisions thereof and all other applicable requirements identified in this application to which the Title V source is subject. I understand that a permit, if granted by the department, cannot be transferred without authorization from the department, and I will promptly notify the department upon sale or legal transfer of the facility or any permitted emissions unit. Finally, I certify that the facility and each emissions unit are in compliance with all applicable requirements to which they are subject, except as identified in compliance plan(s) submitted with this application.</i> Signature <u>Gary Main</u> Date <u>8/18/09</u>

APPLICATION INFORMATION

Professional Engineer Certification

1. Professional Engineer Name: Jason M. Gorrie Registration Number: 55341
2. Professional Engineer Mailing Address... Organization/Firm: Covanta Energy Street Address: 350 N. Falkenberg Road City: Tampa State: FL Zip Code: 33619
3. Professional Engineer Telephone Numbers... Telephone: 813-684-5688 ext. 3015 Fax: (727) 856 - 0007
4. Professional Engineer Email Address: jgorrie@covantaenergy.com
5. Professional Engineer Statement: <i>I, the undersigned, hereby certify, except as particularly noted herein*, that:</i> <i>(1) To the best of my knowledge, there is reasonable assurance that the air pollutant emissions unit(s) and the air pollution control equipment described in this application for air permit, when properly operated and maintained, will comply with all applicable standards for control of air pollutant emissions found in the Florida Statutes and rules of the Department of Environmental Protection; and</i> <i>(2) To the best of my knowledge, any emission estimates reported or relied on in this application are true, accurate, and complete and are either based upon reasonable techniques available for calculating emissions or, for emission estimates of hazardous air pollutants not regulated for an emissions unit addressed in this application, based solely upon the materials, information and calculations submitted with this application.</i> <i>(3) If the purpose of this application is to obtain a Title V air operation permit (check here <input checked="" type="checkbox"/>, if so), I further certify that each emissions unit described in this application for air permit, when properly operated and maintained, will comply with the applicable requirements identified in this application to which the unit is subject, except those emissions units for which a compliance plan and schedule is submitted with this application.</i> <i>(4) If the purpose of this application is to obtain an air construction permit (check here <input type="checkbox"/>, if so) or concurrently process and obtain an air construction permit and a Title V air operation permit revision or renewal for one or more proposed new or modified emissions units (check here <input checked="" type="checkbox"/>, if so), I further certify that the engineering features of each such emissions unit described in this application have been designed or examined by me or individuals under my direct supervision and found to be in conformity with sound engineering principles applicable to the control of emissions of the air pollutants characterized in this application.</i> <i>(5) If the purpose of this application is to obtain an initial air operation permit or operation permit revision or renewal for one or more newly constructed or modified emissions units (check here <input type="checkbox"/>, if so), I further certify that, with the exception of any changes detailed as part of this application, each such emissions unit has been constructed or modified in substantial accordance with the information given in the corresponding application for air construction permit and with all provisions contained in such permit.</i>  _____ Signature (seal) 8/10/09 _____ Date

*Attach any exception to certification statement.

II. FACILITY INFORMATION

A. GENERAL FACILITY INFORMATION

Facility Location and Type

1. Facility UTM Coordinates... Zone 17 East (km) 413.12 North (km) 3179.21		2. Facility Latitude/Longitude... Latitude (DD/MM/SS) 284422 Longitude (DD/MM/SS) 815323	
3. Governmental Facility Code: 0	4. Facility Status Code: A	5. Facility Major Group SIC Code: 49	6. Facility SIC(s): 4953
7. Facility Comment :			

Facility Contact

1. Facility Contact Name: Gary Main
2. Facility Contact Mailing Address... Organization/Firm: Covanta Lake II, Inc. Street Address: 3830 Rogers Industrial Park Road <div style="display: flex; justify-content: space-between; margin-top: 5px;"> City: Okahumpka State: FL Zip Code: 34762 </div>
3. Facility Contact Telephone Numbers: Telephone: (352) 365 - 1611 ext. 226 Fax: (352) 365 - 6359
4. Facility Contact Email Address: gmain@covantaenergy.com

Facility Primary Responsible Official

Complete if an "application responsible official" is identified in Section I. that is not the facility "primary responsible official."

1. Facility Primary Responsible Official Name: Gary Thein
2. Facility Primary Responsible Official Mailing Address... Organization/Firm: Covanta Project, Inc. Street Address: 40 Lane Road <div style="display: flex; justify-content: space-between; margin-top: 5px;"> City: Fairfield State: NJ Zip Code: 07004 </div>
3. Facility Primary Responsible Official Telephone Numbers... Telephone: (973)882 -7226 Fax: (973)882 -4167
4. Facility Primary Responsible Official Email Address: gthein@covantaenergy.com

Facility Regulatory Classifications

Check all that would apply *following* completion of all projects and implementation of all other changes proposed in this application for air permit. Refer to instructions to distinguish between a “major source” and a “synthetic minor source.”

1.	<input type="checkbox"/> Small Business Stationary Source	<input checked="" type="checkbox"/> Unknown
2.	<input type="checkbox"/> Synthetic Non-Title V Source	
3.	<input checked="" type="checkbox"/> Title V Source	
4.	<input checked="" type="checkbox"/> Major Source of Air Pollutants, Other than Hazardous Air Pollutants (HAPs)	
5.	<input type="checkbox"/> Synthetic Minor Source of Air Pollutants, Other than HAPs	
6.	<input checked="" type="checkbox"/> Major Source of Hazardous Air Pollutants (HAPs)	
7.	<input type="checkbox"/> Synthetic Minor Source of HAPs	
8.	<input checked="" type="checkbox"/> One or More Emissions Units Subject to NSPS (40 CFR Part 60)	
9.	<input checked="" type="checkbox"/> One or More Emissions Units Subject to Emission Guidelines (40 CFR Part 60)	
10.	<input type="checkbox"/> One or More Emissions Units Subject to NESHAP (40 CFR Part 61 or Part 63)	
11.	<input checked="" type="checkbox"/> Title V Source Solely by EPA Designation (40 CFR 70.3(a)(5))	
12.	Facility Regulatory Classifications Comment:	

List of Pollutants Emitted by Facility

1. Pollutant Emitted	2. Pollutant Classification	3. Emissions Cap [Y or N]?
CO	B	N
DIOX	B	N
H027 (Cd)	B	N
H106 (HCl)	B	N
H114 (Hg)	B	N
NOX	A	N
PB	B	N
PM	B	N
SO2	B	N

C. FACILITY ADDITIONAL INFORMATION

Additional Requirements for All Applications, Except as Otherwise Stated

1. Facility Plot Plan: (Required for all permit applications, except Title V air operation permit revision applications if this information was submitted to the department within the previous five years and would not be altered as a result of the revision being sought) <input type="checkbox"/> Attached, Document ID: _____ <input checked="" type="checkbox"/> Previously Submitted, Date <u>6/16/06</u>
2. Process Flow Diagram(s): (Required for all permit applications, except Title V air operation permit revision applications if this information was submitted to the department within the previous five years and would not be altered as a result of the revision being sought) <input type="checkbox"/> Attached, Document ID: _____ <input checked="" type="checkbox"/> Previously Submitted, Date <u>6/16/06</u>
3. Precautions to Prevent Emissions of Unconfined Particulate Matter: (Required for all permit applications, except Title V air operation permit revision applications if this information was submitted to the department within the previous five years and would not be altered as a result of the revision being sought) <input type="checkbox"/> Attached, Document ID: _____ <input checked="" type="checkbox"/> Previously Submitted, Date <u>6/16/06</u>

Additional Requirements for Air Construction Permit Applications

1. Area Map Showing Facility Location: <input type="checkbox"/> Attached, Document ID: _____ <input checked="" type="checkbox"/> Not Applicable (existing permitted facility)
2. Description of Proposed Construction, Modification, or Plantwide Applicability Limit (PAL): <input type="checkbox"/> Attached, Document ID: _____
3. Rule Applicability Analysis: <input type="checkbox"/> Attached, Document ID: _____
4. List of Exempt Emissions Units (Rule 62-210.300(3), F.A.C.): <input type="checkbox"/> Attached, Document ID: _____ <input type="checkbox"/> Not Applicable (no exempt units at facility)
5. Fugitive Emissions Identification: <input type="checkbox"/> Attached, Document ID: _____ <input checked="" type="checkbox"/> Not Applicable
6. Air Quality Analysis (Rule 62-212.400(7), F.A.C.): <input type="checkbox"/> Attached, Document ID: _____ <input checked="" type="checkbox"/> Not Applicable
7. Source Impact Analysis (Rule 62-212.400(5), F.A.C.): <input type="checkbox"/> Attached, Document ID: _____ <input checked="" type="checkbox"/> Not Applicable
8. Air Quality Impact since 1977 (Rule 62-212.400(4)(e), F.A.C.): <input type="checkbox"/> Attached, Document ID: _____ <input checked="" type="checkbox"/> Not Applicable
9. Additional Impact Analyses (Rules 62-212.400(8) and 62-212.500(4)(e), F.A.C.): <input type="checkbox"/> Attached, Document ID: _____ <input checked="" type="checkbox"/> Not Applicable
10. Alternative Analysis Requirement (Rule 62-212.500(4)(g), F.A.C.): <input type="checkbox"/> Attached, Document ID: _____ <input checked="" type="checkbox"/> Not Applicable

Additional Requirements for FESOP Applications

1. List of Exempt Emissions Units (Rule 62-210.300(3)(a) or (b)1., F.A.C.):
 Attached, Document ID: _____ Not Applicable (no exempt units at facility)

Additional Requirements for Title V Air Operation Permit Applications

1. List of Insignificant Activities (Required for initial/renewal applications only):
 Attached, Document ID: _____ Not Applicable (revision application)

2. Identification of Applicable Requirements (Required for initial/renewal applications, and for revision applications if this information would be changed as a result of the revision being sought):
 Attached, Document ID: _____
 Not Applicable (revision application with no change in applicable requirements)

3. Compliance Report and Plan (Required for all initial/revision/renewal applications):
 Attached, Document ID Appendix A
Note: A compliance plan must be submitted for each emissions unit that is not in compliance with all applicable requirements at the time of application and/or at any time during application processing. The department must be notified of any changes in compliance status during application processing.

4. List of Equipment/Activities Regulated under Title VI (If applicable, required for initial/renewal applications only):
 Attached, Document ID: _____
 Equipment/Activities On site but Not Required to be Individually Listed
 Not Applicable

5. Verification of Risk Management Plan Submission to EPA (If applicable, required for initial/renewal applications only) :
 Attached, Document ID: _____ Not Applicable

6. Requested Changes to Current Title V Air Operation Permit:
 Attached, Document ID: App. B _____ Not Applicable

Additional Requirements Comment

USDA Compliance Agreement attached as Appendix C

EMISSIONS UNIT INFORMATION

Section [1] of [3]

A. GENERAL EMISSIONS UNIT INFORMATION

Title V Air Operation Permit Emissions Unit Classification

1. Regulated or Unregulated Emissions Unit? (Check one, if applying for an initial, revised or renewal Title V air operation permit. Skip this item if applying for an air construction permit or FESOP only.)

The emissions unit addressed in this Emissions Unit Information Section is a regulated emissions unit.

The emissions unit addressed in this Emissions Unit Information Section is an unregulated emissions unit.

Emissions Unit Description and Status

1. Type of Emissions Unit Addressed in this Section: (Check one)

This Emissions Unit Information Section addresses, as a single emissions unit, a single process or production unit, or activity, which produces one or more air pollutants and which has at least one definable emission point (stack or vent).

This Emissions Unit Information Section addresses, as a single emissions unit, a group of process or production units and activities which has at least one definable emission point (stack or vent) but may also produce fugitive emissions.

This Emissions Unit Information Section addresses, as a single emissions unit, one or more process or production units and activities which produce fugitive emissions only.

2. Description of Emissions Unit Addressed in this Section:
Municipal Waste Combustor – Unit 1

3. Emissions Unit Identification Number: 001

4. Emissions Unit Status Code: A	5. Commence Construction Date:	6. Initial Startup Date:	7. Emissions Unit Major Group SIC Code: 49	8. Acid Rain Unit? <input type="checkbox"/> Yes <input checked="" type="checkbox"/> No
-------------------------------------	--------------------------------	--------------------------	---	--

9. Package Unit:
Manufacturer: _____ Model Number: _____

10. Generator Nameplate Rating: MW

11. Emissions Unit Comment:

EMISSIONS UNIT INFORMATION

Section [1] of [3]

Emissions Unit Control Equipment

1. Control Equipment/Method(s) Description:

107 Selective Noncatalytic Reduction for NOx
048 Activated Carbon Adsorption
013 Gas Scrubber (General, Not Classified)
016 Fabric Filter - High Temperature (T > 250F)

2. Control Device or Method Code(s): 107, 048, 013, 016

EMISSIONS UNIT INFORMATION

Section [1] of [3]

B. EMISSIONS UNIT CAPACITY INFORMATION

(Optional for unregulated emissions units.)

Emissions Unit Operating Capacity and Schedule

1. Maximum Process or Throughput Rate:
2. Maximum Production Rate: 69,000 lbs. steam per hour (4 hour ave)
3. Maximum Heat Input Rate: 120 million Btu/hr
4. Maximum Incineration Rate: pounds/hr 288 tons/day (daily ave)
5. Requested Maximum Operating Schedule: 24 hours/day 7 days/week 52 weeks/year 8760 hours/year
6. Operating Capacity/Schedule Comment:

EMISSIONS UNIT INFORMATION

Section [] of []

C. EMISSION POINT (STACK/VENT) INFORMATION
(Optional for unregulated emissions units.)**Emission Point Description and Type**

1. Identification of Point on Plot Plan or Flow Diagram: Flue #1		2. Emission Point Type Code: 1	
3. Descriptions of Emission Points Comprising this Emissions Unit for VE Tracking:			
4. ID Numbers or Descriptions of Emission Units with this Emission Point in Common:			
5. Discharge Type Code: V	6. Stack Height: 199 feet	7. Exit Diameter:4.3 feet	
8. Exit Temperature:270 °F	9. Actual Volumetric Flow Rate: 59400 acfm	10. Water Vapor:19 %	
11. Maximum Dry Standard Flow Rate: dscfm		12. Nonstack Emission Point Height: feet	
13. Emission Point UTM Coordinates... Zone: East (km): North (km):		14. Emission Point Latitude/Longitude... Latitude (DD/MM/SS) Longitude (DD/MM/SS)	
15. Emission Point Comment:			

EMISSIONS UNIT INFORMATION

Section [1] of [3]

D. SEGMENT (PROCESS/FUEL) INFORMATION**Segment Description and Rate:** Segment 1_ of 2_

1. Segment Description (Process/Fuel Type): Natural gas burning during boiler startup, shutdown, and combustion control periods.		
2. Source Classification Code (SCC): 10100602	3. SCC Units: million cubic feet	
4. Maximum Hourly Rate: 0.09	5. Maximum Annual Rate:	6. Estimated Annual Activity Factor:
7. Maximum % Sulfur:	8. Maximum % Ash:	9. Million Btu per SCC Unit: 1040
10. Segment Comment:		

Segment Description and Rate: Segment 2_ of 2_

1. Segment Description (Process/Fuel Type): Municipal solid waste combustion		
2. Source Classification Code (SCC): 10101201	3. SCC Units: tons burned	
4. Maximum Hourly Rate: 12	5. Maximum Annual Rate: 105120	6. Estimated Annual Activity Factor:
7. Maximum % Sulfur:	8. Maximum % Ash:	9. Million Btu per SCC Unit: 10
10. Segment Comment: Million Btu per SCC Unit calculated based on MSW heat content 5,000 BTU per pound.		

EMISSIONS UNIT INFORMATION

Section [1] of [3]

E. EMISSIONS UNIT POLLUTANTS

List of Pollutants Emitted by Emissions Unit

1. Pollutant Emitted	2. Primary Control Device Code	3. Secondary Control Device Code	4. Pollutant Regulatory Code
CO			EL
DIOX	048	016	EL
H027 (Cd)	016		EL
H106 (HCl)	013		EL
H114 (Hg)	048	016	EL
NOx	107		EL
PB	016		EL
PM	016		EL
SO2	013		EL

**F1. EMISSIONS UNIT POLLUTANT DETAIL INFORMATION –
POTENTIAL, FUGITIVE, AND ACTUAL EMISSIONS**

(Optional for unregulated emissions units.)

Potential, Estimated Fugitive, and Baseline & Projected Actual Emissions

Complete for each pollutant identified in Subsection E if applying for an air construction permit or concurrent processing of an air construction permit and a revised or renewal Title V permit. Complete for each emissions-limited pollutant identified in Subsection E if applying for an air operation permit.

1. Pollutant Emitted: CO		2. Total Percent Efficiency of Control:	
3. Potential Emissions: 16.13 lb/hour 78.69 tons/year		4. Synthetically Limited? <input type="checkbox"/> Yes <input checked="" type="checkbox"/> No	
5. Range of Estimated Fugitive Emissions (as applicable): to tons/year			
6. Emission Factor: 100 ppm Reference: PSD-FL-113 permit allowable		7. Emissions Method Code: 0	
8.a. Baseline Actual Emissions (if required): tons/year		8.b. Baseline 24-month Period: From: To:	
9.a. Projected Actual Emissions (if required): tons/year		9.b. Projected Monitoring Period: <input type="checkbox"/> 5 years <input type="checkbox"/> 10 years	
10. Calculation of Emissions: lb/hr = 100 ppm * 28 * 43200 dscfm * 60*(20.9-9)/(20.9-7) / 385.3E6 = 16.13 tons/year = 16.13 * 8760 / 2000 = 78.69			
11. Potential, Fugitive, and Actual Emissions Comment:			

F1. EMISSIONS UNIT POLLUTANT DETAIL INFORMATION - POTENTIAL, FUGITIVE, AND ACTUAL EMISSIONS

(Optional for unregulated emissions units.)

Potential, Estimated Fugitive, and Baseline & Projected Actual Emissions

Complete for each pollutant identified in Subsection E if applying for an air construction permit or concurrent processing of an air construction permit and a revised or renewal Title V permit. Complete for each emissions-limited pollutant identified in Subsection E if applying for an air operation permit.

1. Pollutant Emitted: DIOX		2. Total Percent Efficiency of Control:	
3. Potential Emissions: 4.16E-6 lb/hour 1.82E-5 tons/year		4. Synthetically Limited? <input type="checkbox"/> Yes <input checked="" type="checkbox"/> No	
5. Range of Estimated Fugitive Emissions (as applicable): to tons/year			
6. Emission Factor: 30 ng/dscm Reference: PSD-FL-113 permit allowable		7. Emissions Method Code: 0	
8.a. Baseline Actual Emissions (if required): tons/year		8.b. Baseline 24-month Period: From: To:	
9.a. Projected Actual Emissions (if required): tons/year		9.b. Projected Monitoring Period: <input type="checkbox"/> 5 years <input type="checkbox"/> 10 years	
10. Calculation of Emissions: lb/hr = 30 ng/dscm*43200*60/35.29/454/1000*(20.9-9)/(20.9-7)/1000000 = 4.16E-6 tons/year = 4.16E-6 * 8760 / 2000 = 1.82E-5			
11. Potential, Fugitive, and Actual Emissions Comment:			

**F1. EMISSIONS UNIT POLLUTANT DETAIL INFORMATION –
POTENTIAL, FUGITIVE, AND ACTUAL EMISSIONS**

(Optional for unregulated emissions units.)

Potential, Estimated Fugitive, and Baseline & Projected Actual Emissions

Complete for each pollutant identified in Subsection E if applying for an air construction permit or concurrent processing of an air construction permit and a revised or renewal Title V permit. Complete for each emissions-limited pollutant identified in Subsection E if applying for an air operation permit.

1. Pollutant Emitted: H027 (Cd)		2. Total Percent Efficiency of Control:	
3. Potential Emissions: 4.85E-3 lb/hour 2.12E-2 tons/year		4. Synthetically Limited? <input type="checkbox"/> Yes <input checked="" type="checkbox"/> No	
5. Range of Estimated Fugitive Emissions (as applicable): to tons/year			
6. Emission Factor: 0.035 mg/dscm Reference: PSD-FL-113 permit allowable		7. Emissions Method Code: 0	
8.a. Baseline Actual Emissions (if required): tons/year		8.b. Baseline 24-month Period: From: To:	
9.a. Projected Actual Emissions (if required): tons/year		9.b. Projected Monitoring Period: <input type="checkbox"/> 5 years <input type="checkbox"/> 10 years	
10. Calculation of Emissions: $lb/hr = 0.035 \text{ mg/dscm} * 43200 * 60 / 35.29 / 454 / 1000 * (20.9 - 9) / (20.9 - 7) = 4.85E-3$ $tons/year = 4.85E-3 * 8760 / 2000 = 2.12E-2$			
11. Potential, Fugitive, and Actual Emissions Comment:			

**F1. EMISSIONS UNIT POLLUTANT DETAIL INFORMATION –
POTENTIAL, FUGITIVE, AND ACTUAL EMISSIONS**

(Optional for unregulated emissions units.)

Potential, Estimated Fugitive, and Baseline & Projected Actual Emissions

Complete for each pollutant identified in Subsection E if applying for an air construction permit or concurrent processing of an air construction permit and a revised or renewal Title V permit. Complete for each emissions-limited pollutant identified in Subsection E if applying for an air operation permit.

1. Pollutant Emitted: H106 (HCl)		2. Total Percent Efficiency of Control:	
3. Potential Emissions: 6.09 lb/hour 26.67 tons/year		4. Synthetically Limited? <input type="checkbox"/> Yes <input checked="" type="checkbox"/> No	
5. Range of Estimated Fugitive Emissions (as applicable): to tons/year			
6. Emission Factor: 29 ppm Reference: PSD-FL-113 permit allowable		7. Emissions Method Code: 0	
8.a. Baseline Actual Emissions (if required): tons/year		8.b. Baseline 24-month Period: From: To:	
9.a. Projected Actual Emissions (if required): tons/year		9.b. Projected Monitoring Period: <input type="checkbox"/> 5 years <input type="checkbox"/> 10 years	
10. Calculation of Emissions: lb/hr = 29 ppm / 1000000 / 385.3 * 36.46 * 43200 * 60 * (20.9-9) / (20.9-7) = 6.09 tons/year = 6.09 * 8760 / 2000 = 26.67			
11. Potential, Fugitive, and Actual Emissions Comment:			

**F1. EMISSIONS UNIT POLLUTANT DETAIL INFORMATION –
POTENTIAL, FUGITIVE, AND ACTUAL EMISSIONS**

(Optional for unregulated emissions units.)

Potential, Estimated Fugitive, and Baseline & Projected Actual Emissions

Complete for each pollutant identified in Subsection E if applying for an air construction permit or concurrent processing of an air construction permit and a revised or renewal Title V permit. Complete for each emissions-limited pollutant identified in Subsection E if applying for an air operation permit.

1. Pollutant Emitted: H114 (Hg)		2. Total Percent Efficiency of Control:	
3. Potential Emissions: 6.93E-3 lb/hour 3.03E-2 tons/year		4. Synthetically Limited? <input type="checkbox"/> Yes <input checked="" type="checkbox"/> No	
5. Range of Estimated Fugitive Emissions (as applicable): to tons/year			
6. Emission Factor: 0.05 mg/dscm Reference: PSD-FL-113 permit allowable		7. Emissions Method Code: 0	
8.a. Baseline Actual Emissions (if required): tons/year		8.b. Baseline 24-month Period: From: To:	
9.a. Projected Actual Emissions (if required): tons/year		9.b. Projected Monitoring Period: <input type="checkbox"/> 5 years <input type="checkbox"/> 10 years	
10. Calculation of Emissions: $lb/hr = 0.05 \text{ mg/dscm} * 43200 * 60 / 35.29 / 454 / 1000 * (20.9 - 9) / (20.9 - 7) = 6.93E-3$ $tons/year = 6.93E-3 * 8760 / 2000 = 3.03E-2$			
11. Potential, Fugitive, and Actual Emissions Comment:			

**F1. EMISSIONS UNIT POLLUTANT DETAIL INFORMATION –
POTENTIAL, FUGITIVE, AND ACTUAL EMISSIONS**

(Optional for unregulated emissions units.)

Potential, Estimated Fugitive, and Baseline & Projected Actual Emissions

Complete for each pollutant identified in Subsection E if applying for an air construction permit or concurrent processing of an air construction permit and a revised or renewal Title V permit. Complete for each emissions-limited pollutant identified in Subsection E if applying for an air operation permit.

1. Pollutant Emitted: NOx		2. Total Percent Efficiency of Control:	
3. Potential Emissions: 54.31 lb/hour 237.88 tons/year		4. Synthetically Limited? <input type="checkbox"/> Yes <input checked="" type="checkbox"/> No	
5. Range of Estimated Fugitive Emissions (as applicable): to tons/year			
6. Emission Factor: 205 ppm Reference: PSD-FL-113 permit allowable		7. Emissions Method Code: 0	
8.a. Baseline Actual Emissions (if required): tons/year		8.b. Baseline 24-month Period: From: To:	
9.a. Projected Actual Emissions (if required): tons/year		9.b. Projected Monitoring Period: <input type="checkbox"/> 5 years <input type="checkbox"/> 10 years	
10. Calculation of Emissions: lb/hr = 205 ppm / 1000000 / 385.3 * 46 * 43200 * 60 * (20.9-9) / (20.9-7) = 54.31 tons/year = 54.31 * 8760 / 2000 = 237.88			
11. Potential, Fugitive, and Actual Emissions Comment:			

**F1. EMISSIONS UNIT POLLUTANT DETAIL INFORMATION –
 POTENTIAL, FUGITIVE, AND ACTUAL EMISSIONS**

(Optional for unregulated emissions units.)

Potential, Estimated Fugitive, and Baseline & Projected Actual Emissions

Complete for each pollutant identified in Subsection E if applying for an air construction permit or concurrent processing of an air construction permit and a revised or renewal Title V permit. Complete for each emissions-limited pollutant identified in Subsection E if applying for an air operation permit.

1. Pollutant Emitted: PB	2. Total Percent Efficiency of Control:	
3. Potential Emissions: 5.54E-2 lb/hour 2.43E-1 tons/year	4. Synthetically Limited? <input type="checkbox"/> Yes <input checked="checked" type="checkbox"/> No	
5. Range of Estimated Fugitive Emissions (as applicable): to tons/year		
6. Emission Factor: 0.40 mg/dscm Reference: PSD-FL-113 permit allowable		7. Emissions Method Code: 0
8.a. Baseline Actual Emissions (if required): tons/year	8.b. Baseline 24-month Period: From: To:	
9.a. Projected Actual Emissions (if required): tons/year	9.b. Projected Monitoring Period: <input type="checkbox"/> 5 years <input type="checkbox"/> 10 years	
10. Calculation of Emissions: lb/hr = 0.4 mg/dscm * 43200 * 60 / 35.29 / 454 / 1000 * (20.9-9) / (20.9-7) = 5.54E-2 tons/year = 5.54E-2 * 8760 / 2000 = 2.43E-1		
11. Potential, Fugitive, and Actual Emissions Comment:		

**F1. EMISSIONS UNIT POLLUTANT DETAIL INFORMATION –
POTENTIAL, FUGITIVE, AND ACTUAL EMISSIONS**

(Optional for unregulated emissions units.)

Potential, Estimated Fugitive, and Baseline & Projected Actual Emissions

Complete for each pollutant identified in Subsection E if applying for an air construction permit or concurrent processing of an air construction permit and a revised or renewal Title V permit. Complete for each emissions-limited pollutant identified in Subsection E if applying for an air operation permit.

1. Pollutant Emitted: PM		2. Total Percent Efficiency of Control:	
3. Potential Emissions: 3.46 lb/hour 15.17 tons/year		4. Synthetically Limited? <input type="checkbox"/> Yes <input checked="" type="checkbox"/> No	
5. Range of Estimated Fugitive Emissions (as applicable): to tons/year			
6. Emission Factor: 25 mg/dscm Reference: PSD-FL-113 permit allowable		7. Emissions Method Code: 0	
8.a. Baseline Actual Emissions (if required): tons/year		8.b. Baseline 24-month Period: From: To:	
9.a. Projected Actual Emissions (if required): tons/year		9.b. Projected Monitoring Period: <input type="checkbox"/> 5 years <input type="checkbox"/> 10 years	
10. Calculation of Emissions: lb/hr = 25 mg/dscm * 43200 * 60 / 35.29 / 454 / 1000 * (20.9 - 9) / (20.9 - 7) = 3.46 tons/year = 3.46 * 8760 / 2000 = 15.17			
11. Potential, Fugitive, and Actual Emissions Comment:			

**F1. EMISSIONS UNIT POLLUTANT DETAIL INFORMATION –
POTENTIAL, FUGITIVE, AND ACTUAL EMISSIONS**

(Optional for unregulated emissions units.)

Potential, Estimated Fugitive, and Baseline & Projected Actual Emissions

Complete for each pollutant identified in Subsection E if applying for an air construction permit or concurrent processing of an air construction permit and a revised or renewal Title V permit. Complete for each emissions-limited pollutant identified in Subsection E if applying for an air operation permit.

1. Pollutant Emitted: SO2		2. Total Percent Efficiency of Control:	
3. Potential Emissions: 10.69 lb/hour 46.82 tons/year		4. Synthetically Limited? <input type="checkbox"/> Yes <input checked="" type="checkbox"/> No	
5. Range of Estimated Fugitive Emissions (as applicable): to tons/year			
6. Emission Factor: 29 ppm Reference: PSD-FL-113 permit allowable		7. Emissions Method Code: 0	
8.a. Baseline Actual Emissions (if required): tons/year		8.b. Baseline 24-month Period: From: To:	
9.a. Projected Actual Emissions (if required): tons/year		9.b. Projected Monitoring Period: <input type="checkbox"/> 5 years <input type="checkbox"/> 10 years	
10. Calculation of Emissions: lb/hr = 29 ppm /1000000/385.3*64*43200*60*(20.9-9)/(20.9-7)= 10.69 tons/year = 10.69 * 8760 / 2000 = 46.82			
11. Potential, Fugitive, and Actual Emissions Comment:			

**F2. EMISSIONS UNIT POLLUTANT DETAIL INFORMATION -
ALLOWABLE EMISSIONS**

Complete if the pollutant identified in Subsection F1 is or would be subject to a numerical emissions limitation.

Allowable Emissions Allowable Emissions 1_ of 12_

1. Basis for Allowable Emissions Code: RULE	2. Future Effective Date of Allowable Emissions:
3. Allowable Emissions and Units: CO 100 ppm (4-hr block ave)	4. Equivalent Allowable Emissions: 16.13 lb/hour 78.69 tons/year
5. Method of Compliance: 40CFR60.58b(i)	
6. Allowable Emissions Comment (Description of Operating Method): RULE 40CFR60.34b(a) and PSD-FL-113	

Allowable Emissions Allowable Emissions 2_ of 12_

1. Basis for Allowable Emissions Code: RULE	2. Future Effective Date of Allowable Emissions:
3. Allowable Emissions and Units: DIOX 30 ng/dscm	4. Equivalent Allowable Emissions: 4.16E-6 lb/hour 1.82E-5 tons/year
5. Method of Compliance: 40CFR60.58b(g)	
6. Allowable Emissions Comment (Description of Operating Method): RULE 40CFR60.33b(c)(1)(ii) and PSD-FL-113	

Allowable Emissions Allowable Emissions 3_ of 12_

1. Basis for Allowable Emissions Code: RULE	2. Future Effective Date of Allowable Emissions:
3. Allowable Emissions and Units: H027 (Cd) 0.035 mg/dscm	4. Equivalent Allowable Emissions: 4.85E-3 lb/hour 2.12E-2 tons/year
5. Method of Compliance: 40CFR60.58b(d)	
6. Allowable Emissions Comment (Description of Operating Method): RULE 40CFR60.33b(a)(2)(i)	

**F2. EMISSIONS UNIT POLLUTANT DETAIL INFORMATION -
ALLOWABLE EMISSIONS**

Allowable Emissions Allowable Emissions 4_ of 12_

1. Basis for Allowable Emissions Code: RULE	2. Future Effective Date of Allowable Emissions:
3. Allowable Emissions and Units: H106 (HCl) 29 ppm or 95% reduction	4. Equivalent Allowable Emissions: 6.09 lb/hour 26.67 tons/year
5. Method of Compliance: 40CFR60.58b(f)	
6. Allowable Emissions Comment (Description of Operating Method): RULE 40CFR60.33b(b)(3)(ii) and PSD-FL-113	

Allowable Emissions Allowable Emissions 5_ of 12_

1. Basis for Allowable Emissions Code: RULE	2. Future Effective Date of Allowable Emissions:
3. Allowable Emissions and Units: H114 (Hg) 0.05 mg/dscm or 85% reduction	4. Equivalent Allowable Emissions: 6.93E-3 lb/hour 3.03E-2 tons/year
5. Method of Compliance: 40CFR60.58b(d)	
6. Allowable Emissions Comment (Description of Operating Method): RULE 40CFR60.33b(a)(3)	

Allowable Emissions Allowable Emissions 6_ of 12_

1. Basis for Allowable Emissions Code: RULE	2. Future Effective Date of Allowable Emissions:
3. Allowable Emissions and Units: NOx 205 ppm (24-hr block ave)	4. Equivalent Allowable Emissions: 54.31 lb/hour 237.88 tons/year
5. Method of Compliance: 40CFR60.58b(h)	
6. Allowable Emissions Comment (Description of Operating Method): RULE 40CFR60.33b(d) and PSD-FL-113	

F2. EMISSIONS UNIT POLLUTANT DETAIL INFORMATION -
ALLOWABLE EMISSIONS

Allowable Emissions Allowable Emissions 7_ of 12_

1. Basis for Allowable Emissions Code: RULE	2. Future Effective Date of Allowable Emissions:
3. Allowable Emissions and Units: PB 0.40 mg/dscm	4. Equivalent Allowable Emissions: 5.54E-2 lb/hour 2.43E-1 tons/year
5. Method of Compliance: 40CFR60.58b(d)	
6. Allowable Emissions Comment (Description of Operating Method): RULE 40CFR60.33b(a)(4)	

Allowable Emissions Allowable Emissions 8_ of 12_

1. Basis for Allowable Emissions Code: RULE	2. Future Effective Date of Allowable Emissions:
3. Allowable Emissions and Units: PM 25 mg/dscm	4. Equivalent Allowable Emissions: 3.46 lb/hour 15.17 tons/year
5. Method of Compliance: 40CFR60.58b(d)	
6. Allowable Emissions Comment (Description of Operating Method): RULE 40CFR60.33b(a)(1)(i)	

Allowable Emissions Allowable Emissions 9_ of 12_

1. Basis for Allowable Emissions Code: RULE	2. Future Effective Date of Allowable Emissions:
3. Allowable Emissions and Units: SO2 29 ppm or 75% reduction(24-hr geo. Ave)	4. Equivalent Allowable Emissions: 10.69 lb/hour 46.82 tons/year
5. Method of Compliance: 40CFR60.58b(e)	
6. Allowable Emissions Comment (Description of Operating Method): RULE 40CFR60.33b(b)(3)(i) and PSD-FL-113	

F2. EMISSIONS UNIT POLLUTANT DETAIL INFORMATION -
ALLOWABLE EMISSIONS

Allowable Emissions Allowable Emissions 10 of 12

1. Basis for Allowable Emissions Code: RULE	2. Future Effective Date of Allowable Emissions:
3. Allowable Emissions and Units: 110% demonstrated load, klb/hr(4-hr Ave)	4. Equivalent Allowable Emissions: NA
5. Method of Compliance: 40CFR60.58b(i)	
6. Allowable Emissions Comment (Description of Operating Method): RULE 40CFR60.53b(b) and PSD-FL-113	

Allowable Emissions Allowable Emissions 11 of 12

1. Basis for Allowable Emissions Code: RULE	2. Future Effective Date of Allowable Emissions:
3. Allowable Emissions and Units: 17°C above demonstrated temp. (4-hr Ave)	4. Equivalent Allowable Emissions: NA
5. Method of Compliance: 40CFR60.58b(i)	
6. Allowable Emissions Comment (Description of Operating Method): RULE 40CFR60.53b(c) and PSD-FL-113	

Allowable Emissions Allowable Emissions 12 of 12

1. Basis for Allowable Emissions Code: RULE	2. Future Effective Date of Allowable Emissions:
3. Allowable Emissions and Units: carbon = or > demonstrated feed rate, lb/hr(8-hr Ave)	4. Equivalent Allowable Emissions: NA
5. Method of Compliance: 40CFR60.58b(m)	
6. Allowable Emissions Comment (Description of Operating Method): RULE 40CFR60.58b(m) and PSD-FL-113	

EMISSIONS UNIT INFORMATION

Section [1] of [3]

G. VISIBLE EMISSIONS INFORMATION

Complete if this emissions unit is or would be subject to a unit-specific visible emissions limitation.

Visible Emissions Limitation: Visible Emissions Limitation 1_ of 2__

1. Visible Emissions Subtype: VE10	2. Basis for Allowable Opacity: <input checked="" type="checkbox"/> Rule <input type="checkbox"/> Other
3. Allowable Opacity: Normal Conditions: 10 % Exceptional Conditions: % Maximum Period of Excess Opacity Allowed: min/hour	
4. Method of Compliance: 40CFR60.58b(c)	
5. Visible Emissions Comment:	

Visible Emissions Limitation: Visible Emissions Limitation 2_ of 2__

1. Visible Emissions Subtype: VE	2. Basis for Allowable Opacity: <input checked="" type="checkbox"/> Rule <input type="checkbox"/> Other
3. Allowable Opacity: Normal Conditions: % Exceptional Conditions: % Maximum Period of Excess Opacity Allowed: min/hour	
4. Method of Compliance: 40CFR60.58b(k)	
5. Visible Emissions Comment: RULE 40CFR60.55b standards for fugitive ash emissions from ash conveying system: 5% of the observation period (I.e. 9 minutes per 3-hour) as per EPA Method 22	

EMISSIONS UNIT INFORMATION

Section [1] of [3]

H. CONTINUOUS MONITOR INFORMATION**Complete if this emissions unit is or would be subject to continuous monitoring.****Continuous Monitoring System:** Continuous Monitor 1__ of 11_

1. Parameter Code: EM	2. Pollutant(s): SO2
3. CMS Requirement:	<input checked="" type="checkbox"/> Rule <input type="checkbox"/> Other
4. Monitor Information... Manufacturer: AMETEX Model Number: 921 Serial Number: # AW921-S343	
5. Installation Date: 1/8/08	6. Performance Specification Test Date: 1/29/08
7. Continuous Monitor Comment: RULE 40CFR60.58b(e) Stack CEMS	

Continuous Monitoring System: Continuous Monitor 2__ of 11_

1. Parameter Code: EM	2. Pollutant(s): SO2
3. CMS Requirement:	<input checked="" type="checkbox"/> Rule <input type="checkbox"/> Other
4. Monitor Information... Manufacturer: AMETEK Model Number: 921 Serial Number: AE921-S493	
5. Installation Date: 12/8/08	6. Performance Specification Test Date: 1/14/09
7. Continuous Monitor Comment: RULE 40CFR60.58b(e) Scrubber Inlet CEMS	

Continuous Monitoring System: Continuous Monitor 3__ of 11_

1. Parameter Code: O2	2. Pollutant(s): dilluent correction
3. CMS Requirement: <input checked="" type="checkbox"/> Rule <input type="checkbox"/> Other	
4. Monitor Information... Manufacturer: CALIFORNIA ANALYTICAL Model Number: 100P Serial Number: U01164	
5. Installation Date: 1/8/08	6. Performance Specification Test Date: 1/29/08
7. Continuous Monitor Comment: RULE 40CFR60.58b(b) Stack CEMS	

Continuous Monitoring System: Continuous Monitor 4__ of 11_

1. Parameter Code: O2	2. Pollutant(s): dilluent correction
3. CMS Requirement: <input checked="" type="checkbox"/> Rule <input type="checkbox"/> Other	
4. Monitor Information... Manufacturer: CALIFORNIA ANALYTICAL Model Number: 110P Serial Number: V08038	
5. Installation Date: 12/8/08	6. Performance Specification Test Date: 1/14/09
7. Continuous Monitor Comment: RULE 40CFR60.58b(b) Scrubber Inlet CEMS	

Continuous Monitoring System: Continuous Monitor 5__ of 11_

1. Parameter Code: EM	2. Pollutant(s): CO
3. CMS Requirement:	<input checked="" type="checkbox"/> Rule <input type="checkbox"/> Other
4. Monitor Information... Manufacturer: Fuji/California Analytical Model Number: ZRH2 Serial Number: N3P4354T	
5. Installation Date: 1/1/95	6. Performance Specification Test Date: 2/21/95
7. Continuous Monitor Comment: RULE 40CFR60.58b(i) Stack CEMS	

Continuous Monitoring System: Continuous Monitor 6__ of 11_

1. Parameter Code: EM	2. Pollutant(s): CO
3. CMS Requirement:	<input checked="" type="checkbox"/> Rule <input type="checkbox"/> Other
4. Monitor Information... Manufacturer: Fuji/California Analytical Model Number: ZRH1 Serial Number: A9M0431T	
5. Installation Date:	6. Performance Specification Test Date: 2/15/00
7. Continuous Monitor Comment: RULE 40CFR60.58b(i) Scrubber Inlet CEMS	

Continuous Monitoring System: Continuous Monitor 7__ of 11_

1. Parameter Code: EM	2. Pollutant(s): NOx
3. CMS Requirement:	<input checked="" type="checkbox"/> Rule <input type="checkbox"/> Other
4. Monitor Information... Manufacturer: TECO Model Number: 42CHL	Serial Number: 65510-348
5. Installation Date:	6. Performance Specification Test Date: 2/15/00
7. Continuous Monitor Comment: RULE 40CFR60.58b(h)	

Continuous Monitoring System: Continuous Monitor 8__ of 11_

1. Parameter Code: VE	2. Pollutant(s): Opacity
3. CMS Requirement:	<input checked="" type="checkbox"/> Rule <input type="checkbox"/> Other
4. Monitor Information... Manufacturer: Sick Model Number: OMD41	Serial Number: 4438004
5. Installation Date: 7/28/05	6. Performance Specification Test Date: 7/28/05
7. Continuous Monitor Comment: RULE 40CFR60.58b(c)	

Continuous Monitoring System: Continuous Monitor 9_ of 11_

1. Parameter Code: TEMP	2. Pollutant(s): Baghouse inlet temperature
3. CMS Requirement:	<input checked="" type="checkbox"/> Rule <input type="checkbox"/> Other
4. Monitor Information... Manufacturer: Westronics Model Number: 3000	Serial Number: 4841
5. Installation Date:	6. Performance Specification Test Date: NA
7. Continuous Monitor Comment: RULE 40CFR60.58b(i)	

Continuous Monitoring System: Continuous Monitor 10_ of 11_

1. Parameter Code: Steam load	2. Pollutant(s): Steam load
3. CMS Requirement:	<input checked="" type="checkbox"/> Rule <input type="checkbox"/> Other
4. Monitor Information... Manufacturer: Odessa Model Number: DSM-3260	Serial Number: 105037
5. Installation Date:	6. Performance Specification Test Date: NA
7. Continuous Monitor Comment: RULE 40CFR60.58b(i)	

Continuous Monitoring System: Continuous Monitor 11_ of 11_

1. Parameter Code: Carbon feed rate	2. Pollutant(s): carbon feed rate
3. CMS Requirement:	<input checked="" type="checkbox"/> Rule <input type="checkbox"/> Other
4. Monitor Information... Manufacturer: Odessa Model Number: DSM-3260	Serial Number: 104976
5. Installation Date: 6/11/95	6. Performance Specification Test Date: NA
7. Continuous Monitor Comment: RULE 40CFR60.58b(m)	

EMISSIONS UNIT INFORMATION

Section [1] of [3]

I. EMISSIONS UNIT ADDITIONAL INFORMATION

Additional Requirements for All Applications, Except as Otherwise Stated

<p>1. Process Flow Diagram (Required for all permit applications, except Title V air operation permit revision applications if this information was submitted to the department within the previous five years and would not be altered as a result of the revision being sought)</p> <p><input type="checkbox"/> Attached, Document ID _____ <input checked="" type="checkbox"/> Previously Submitted, Date <u>6/16/06</u></p>
<p>2. Fuel Analysis or Specification (Required for all permit applications, except Title V air operation permit revision applications if this information was submitted to the department within the previous five years and would not be altered as a result of the revision being sought)</p> <p><input type="checkbox"/> Attached, Document ID _____ <input checked="" type="checkbox"/> Previously Submitted, Date <u>6/16/06</u></p>
<p>3. Detailed Description of Control Equipment (Required for all permit applications, except Title V air operation permit revision applications if this information was submitted to the department within the previous five years and would not be altered as a result of the revision being sought)</p> <p><input type="checkbox"/> Attached, Document ID _____ <input checked="" type="checkbox"/> Previously Submitted, Date <u>6/16/06</u></p>
<p>4. Procedures for Startup and Shutdown (Required for all operation permit applications, except Title V air operation permit revision applications if this information was submitted to the department within the previous five years and would not be altered as a result of the revision being sought)</p> <p><input type="checkbox"/> Attached, Document ID _____ <input checked="" type="checkbox"/> Previously Submitted, Date <u>6/16/06</u></p> <p><input type="checkbox"/> Not Applicable (construction application)</p>
<p>5. Operation and Maintenance Plan (Required for all permit applications, except Title V air operation permit revision applications if this information was submitted to the department within the previous five years and would not be altered as a result of the revision being sought)</p> <p><input type="checkbox"/> Attached, Document ID _____ <input checked="" type="checkbox"/> Previously Submitted, Date <u>6/16/06</u></p> <p><input type="checkbox"/> Not Applicable</p>

6. Compliance Demonstration Reports/Records

Attached, Document ID: _____

Test Date(s)/Pollutant(s) Tested: _____

Previously Submitted, Date: 3/3/09

Test Date(s)/Pollutant(s) Tested: January 2009/PM, Pb, Cd, Hg, HCl, DF, CO, SO₂, NO_x, VE, FE

To be Submitted, Date (if known): _____

Test Date(s)/Pollutant(s) Tested: _____

Not Applicable

Note: For FESOP applications, all required compliance demonstration records/reports must be submitted at the time of application. For Title V air operation permit applications, all required compliance demonstration reports/records must be submitted at the time of application, or a compliance plan must be submitted at the time of application.

7. Other Information Required by Rule or Statute

Attached, Document ID: _____ Not Applicable

Additional Requirements for Air Construction Permit Applications

1. Control Technology Review and Analysis (Rules 62-212.400(10) and 62-212.500(7), F.A.C.; 40 CFR 63.43(d) and (e))

Attached, Document ID: _____ Not Applicable

2. Good Engineering Practice Stack Height Analysis (Rule 62-212.400(4)(d), F.A.C., and Rule 62-212.500(4)(f), F.A.C.)

Attached, Document ID: _____ Not Applicable

3. Description of Stack Sampling Facilities (Required for proposed new stack sampling facilities only)

Attached, Document ID: _____ Not Applicable

Additional Requirements for Title V Air Operation Permit Applications

1. Identification of Applicable Requirements

Attached, Document ID: _____

2. Compliance Assurance Monitoring

Attached, Document ID: _____ Not Applicable

3. Alternative Methods of Operation

Attached, Document ID: _____ Not Applicable


4. Alternative Modes of Operation (Emissions Trading)

Attached, Document ID: _____ Not Applicable

5. Acid Rain Part Application

- Certificate of Representation (EPA Form No. 7610-1)
 - Copy Attached, Document ID: _____
- Acid Rain Part (Form No. 62-210.900(1)(a))
 - Attached, Document ID: _____ Previously Submitted, Date: _____
- Repowering Extension Plan (Form No. 62-210.900(1)(a)1.)
 - Attached, Document ID: _____ Previously Submitted, Date: _____
- New Unit Exemption (Form No. 62-210.900(1)(a)2.)
 - Attached, Document ID: _____ Previously Submitted, Date: _____
- Retired Unit Exemption (Form No. 62-210.900(1)(a)3.)
 - Attached, Document ID: _____ Previously Submitted, Date: _____
- Phase II NOx Compliance Plan (Form No. 62-210.900(1)(a)4.)
 - Attached, Document ID: _____ Previously Submitted, Date: _____
- Phase II NOx Averaging Plan (Form No. 62-210.900(1)(a)5.)
 - Attached, Document ID: _____ Previously Submitted, Date: _____
- Not Applicable

Additional Requirements Comment



EMISSIONS UNIT INFORMATION

Section [2] of [3]

A. GENERAL EMISSIONS UNIT INFORMATION

Title V Air Operation Permit Emissions Unit Classification

1. Regulated or Unregulated Emissions Unit? (Check one, if applying for an initial, revised or renewal Title V air operation permit. Skip this item if applying for an air construction permit or FESOP only.)

The emissions unit addressed in this Emissions Unit Information Section is a regulated emissions unit.

The emissions unit addressed in this Emissions Unit Information Section is an unregulated emissions unit.

Emissions Unit Description and Status

1. Type of Emissions Unit Addressed in this Section: (Check one)

This Emissions Unit Information Section addresses, as a single emissions unit, a single process or production unit, or activity, which produces one or more air pollutants and which has at least one definable emission point (stack or vent).

This Emissions Unit Information Section addresses, as a single emissions unit, a group of process or production units and activities which has at least one definable emission point (stack or vent) but may also produce fugitive emissions.

This Emissions Unit Information Section addresses, as a single emissions unit, one or more process or production units and activities which produce fugitive emissions only.

2. Description of Emissions Unit Addressed in this Section:

Municipal Waste Combustor – Unit 2

3. Emissions Unit Identification Number: 002

4. Emissions Unit Status Code:
A

5. Commence Construction Date:

6. Initial Startup Date:

7. Emissions Unit Major Group SIC Code:
49

8. Acid Rain Unit?
 Yes
 No

9. Package Unit:
Manufacturer:

Model Number:

10. Generator Nameplate Rating: MW

11. Emissions Unit Comment:

EMISSIONS UNIT INFORMATION

Section [2] of [3]

Emissions Unit Control Equipment

1. Control Equipment/Method(s) Description:

- 107 Selective Noncatalytic Reduction for NOx
- 048 Activated Carbon Adsorption
- 013 Gas Scrubber (General, Not Classified)
- 016 Fabric Filter - High Temperature (T > 250F)

2. Control Device or Method Code(s): 107, 048, 013, 016

EMISSIONS UNIT INFORMATION

Section [2] of [3]

B. EMISSIONS UNIT CAPACITY INFORMATION

(Optional for unregulated emissions units.)

Emissions Unit Operating Capacity and Schedule

1. Maximum Process or Throughput Rate:
2. Maximum Production Rate: 69,000 lbs. steam per hour (4 hour ave)
3. Maximum Heat Input Rate: 120 million Btu/hr
4. Maximum Incineration Rate: pounds/hr 288 tons/day (daily ave)
5. Requested Maximum Operating Schedule: 24 hours/day 52 weeks/year 7 days/week 8760 hours/year
6. Operating Capacity/Schedule Comment:

EMISSIONS UNIT INFORMATION

Section [2] of [3]

C. EMISSION POINT (STACK/VENT) INFORMATION
(Optional for unregulated emissions units.)**Emission Point Description and Type**

1. Identification of Point on Plot Plan or Flow Diagram: Flue #2		2. Emission Point Type Code: 1	
3. Descriptions of Emission Points Comprising this Emissions Unit for VE Tracking:			
4. ID Numbers or Descriptions of Emission Units with this Emission Point in Common:			
5. Discharge Type Code: V	6. Stack Height: 199 feet		7. Exit Diameter:4.3 feet
8. Exit Temperature:270 °F	9. Actual Volumetric Flow Rate: 59400 acfm	10. Water Vapor:19 %	
11. Maximum Dry Standard Flow Rate: dscfm		12. Nonstack Emission Point Height: feet	
13. Emission Point UTM Coordinates... Zone: East (km): North (km):		14. Emission Point Latitude/Longitude... Latitude (DD/MM/SS) Longitude (DD/MM/SS)	
15. Emission Point Comment:			

EMISSIONS UNIT INFORMATION

Section [2] of [3]

D. SEGMENT (PROCESS/FUEL) INFORMATION**Segment Description and Rate:** Segment 1_ of 2_

1. Segment Description (Process/Fuel Type): Natural gas burning during boiler startup, shutdown, and combustion control periods.		
2. Source Classification Code (SCC): 10100602		3. SCC Units: million cubic feet
4. Maximum Hourly Rate: 0.09	5. Maximum Annual Rate:	6. Estimated Annual Activity Factor:
7. Maximum % Sulfur:	8. Maximum % Ash:	9. Million Btu per SCC Unit: 1040
10. Segment Comment:		

Segment Description and Rate: Segment 2_ of 2_

1. Segment Description (Process/Fuel Type): Municipal solid waste combustion		
2. Source Classification Code (SCC): 10101201		3. SCC Units: tons burned
4. Maximum Hourly Rate: 12	5. Maximum Annual Rate: 105120	6. Estimated Annual Activity Factor:
7. Maximum % Sulfur:	8. Maximum % Ash:	9. Million Btu per SCC Unit: 10
10. Segment Comment: Million Btu per SCC Unit calculated based on MSW heat content 5,000 BTU per pound.		

EMISSIONS UNIT INFORMATION

Section [2] of [3]

E. EMISSIONS UNIT POLLUTANTS

List of Pollutants Emitted by Emissions Unit

1. Pollutant Emitted	2. Primary Control Device Code	3. Secondary Control Device Code	4. Pollutant Regulatory Code
CO			EL
DIOX	048	016	EL
H027 (Cd)	016		EL
H106 (HCl)	013		EL
H114 (Hg)	048	016	EL
NOx	107		EL
PB	016		EL
PM	016		EL
SO2	013		EL

**F1. EMISSIONS UNIT POLLUTANT DETAIL INFORMATION –
POTENTIAL, FUGITIVE, AND ACTUAL EMISSIONS**

(Optional for unregulated emissions units.)

Potential, Estimated Fugitive, and Baseline & Projected Actual Emissions

Complete for each pollutant identified in Subsection E if applying for an air construction permit or concurrent processing of an air construction permit and a revised or renewal Title V permit. Complete for each emissions-limited pollutant identified in Subsection E if applying for an air operation permit.

1. Pollutant Emitted: CO		2. Total Percent Efficiency of Control:	
3. Potential Emissions: 16.13 lb/hour 78.69 tons/year		4. Synthetically Limited? <input type="checkbox"/> Yes <input checked="" type="checkbox"/> No	
5. Range of Estimated Fugitive Emissions (as applicable): to tons/year			
6. Emission Factor: 100 ppm Reference: PSD-FL-113 permit allowable		7. Emissions Method Code: 0	
8.a. Baseline Actual Emissions (if required): tons/year		8.b. Baseline 24-month Period: From: To:	
9.a. Projected Actual Emissions (if required): tons/year		9.b. Projected Monitoring Period: <input type="checkbox"/> 5 years <input type="checkbox"/> 10 years	
10. Calculation of Emissions: lb/hr = 100 ppm * 28 * 43200 dscfm * 60*(20.9-9)/(20.9-7) / 385.3E6 = 16.13 tons/year = 16.13 * 8760 / 2000 = 78.69			
11. Potential, Fugitive, and Actual Emissions Comment:			

**F1. EMISSIONS UNIT POLLUTANT DETAIL INFORMATION –
POTENTIAL, FUGITIVE, AND ACTUAL EMISSIONS**

(Optional for unregulated emissions units.)

Potential, Estimated Fugitive, and Baseline & Projected Actual Emissions

Complete for each pollutant identified in Subsection E if applying for an air construction permit or concurrent processing of an air construction permit and a revised or renewal Title V permit. Complete for each emissions-limited pollutant identified in Subsection E if applying for an air operation permit.

1. Pollutant Emitted: DIOX		2. Total Percent Efficiency of Control:	
3. Potential Emissions: 4.16E-6 lb/hour 1.82E-5 tons/year		4. Synthetically Limited? <input type="checkbox"/> Yes <input checked="" type="checkbox"/> No.	
5. Range of Estimated Fugitive Emissions (as applicable): to tons/year			
6. Emission Factor: 30 ng/dscm Reference: PSD-FL-113 permit allowable		7. Emissions Method Code: 0	
8.a. Baseline Actual Emissions (if required): tons/year		8.b. Baseline 24-month Period: From: To:	
9.a. Projected Actual Emissions (if required): tons/year		9.b. Projected Monitoring Period: <input type="checkbox"/> 5 years <input type="checkbox"/> 10 years	
10. Calculation of Emissions: lb/hr = 30 ng/dscm*43200*60/35.29/454/1000*(20.9-9)/(20.9-7)/1000000 = 4.16E-6 tons/year = 4.16E-6 * 8760 / 2000 = 1.82E-5			
11. Potential, Fugitive, and Actual Emissions Comment:			

**F1. EMISSIONS UNIT POLLUTANT DETAIL INFORMATION –
 POTENTIAL, FUGITIVE, AND ACTUAL EMISSIONS**

(Optional for unregulated emissions units.)

Potential, Estimated Fugitive, and Baseline & Projected Actual Emissions

Complete for each pollutant identified in Subsection E if applying for an air construction permit or concurrent processing of an air construction permit and a revised or renewal Title V permit. Complete for each emissions-limited pollutant identified in Subsection E if applying for an air operation permit.

1. Pollutant Emitted: H027 (Cd)		2. Total Percent Efficiency of Control:	
3. Potential Emissions: 4.85E-3 lb/hour 2.12E-2 tons/year		4. Synthetically Limited? <input type="checkbox"/> Yes <input checked="" type="checkbox"/> No	
5. Range of Estimated Fugitive Emissions (as applicable): to tons/year			
6. Emission Factor: 0.035 mg/dscm Reference: PSD-FL-113 permit allowable		7. Emissions Method Code: 0	
8.a. Baseline Actual Emissions (if required): tons/year		8.b. Baseline 24-month Period: From: To:	
9.a. Projected Actual Emissions (if required): tons/year		9.b. Projected Monitoring Period: <input type="checkbox"/> 5 years <input type="checkbox"/> 10 years	
10. Calculation of Emissions: $\text{lb/hr} = 0.035 \text{ mg/dscm} * 43200 * 60 / 35.29 / 454 / 1000 * (20.9 - 9) / (20.9 - 7) = 4.85E-3$ $\text{tons/year} = 4.85E-3 * 8760 / 2000 = 2.12E-2$			
11. Potential, Fugitive, and Actual Emissions Comment:			

**F1. EMISSIONS UNIT POLLUTANT DETAIL INFORMATION –
POTENTIAL, FUGITIVE, AND ACTUAL EMISSIONS**

(Optional for unregulated emissions units.)

Potential, Estimated Fugitive, and Baseline & Projected Actual Emissions

Complete for each pollutant identified in Subsection E if applying for an air construction permit or concurrent processing of an air construction permit and a revised or renewal Title V permit. Complete for each emissions-limited pollutant identified in Subsection E if applying for an air operation permit.

1. Pollutant Emitted: H106 (HCl)		2. Total Percent Efficiency of Control:	
3. Potential Emissions: 6.09 lb/hour 26.67 tons/year		4. Synthetically Limited? <input type="checkbox"/> Yes <input checked="" type="checkbox"/> No	
5. Range of Estimated Fugitive Emissions (as applicable): to tons/year			
6. Emission Factor: 29 ppm Reference: PSD-FL-113 permit allowable		7. Emissions Method Code: 0	
8.a. Baseline Actual Emissions (if required): tons/year		8.b. Baseline 24-month Period: From: To:	
9.a. Projected Actual Emissions (if required): tons/year		9.b. Projected Monitoring Period: <input type="checkbox"/> 5 years <input type="checkbox"/> 10 years	
10. Calculation of Emissions: lb/hr = 29 ppm / 1000000 / 385.3 * 36.46 * 43200 * 60 * (20.9-9) / (20.9-7) = 6.09 tons/year = 6.09 * 8760 / 2000 = 26.67			
11. Potential, Fugitive, and Actual Emissions Comment:			

**F1. EMISSIONS UNIT POLLUTANT DETAIL INFORMATION –
POTENTIAL, FUGITIVE, AND ACTUAL EMISSIONS**

(Optional for unregulated emissions units.)

Potential, Estimated Fugitive, and Baseline & Projected Actual Emissions

Complete for each pollutant identified in Subsection E if applying for an air construction permit or concurrent processing of an air construction permit and a revised or renewal Title V permit. Complete for each emissions-limited pollutant identified in Subsection E if applying for an air operation permit.

1. Pollutant Emitted: H114 (Hg)		2. Total Percent Efficiency of Control:	
3. Potential Emissions: 6.93E-3 lb/hour 3.03E-2 tons/year		4. Synthetically Limited? <input type="checkbox"/> Yes <input checked="" type="checkbox"/> No	
5. Range of Estimated Fugitive Emissions (as applicable): to . tons/year			
6. Emission Factor: 0.05 mg/dscm Reference: PSD-FL-113 permit allowable		7. Emissions Method Code: 0	
8.a. Baseline Actual Emissions (if required): tons/year		8.b. Baseline 24-month Period: From: To:	
9.a. Projected Actual Emissions (if required): tons/year		9.b. Projected Monitoring Period: <input type="checkbox"/> 5 years <input type="checkbox"/> 10 years	
10. Calculation of Emissions: lb/hr = 0.05 mg/dscm * 43200 * 60 / 35.29 / 454 / 1000 * (20.9 - 9) / (20.9 - 7) = 6.93E-3 tons/year = 6.93E-3 * 8760 / 2000 = 3.03E-2			
11. Potential, Fugitive, and Actual Emissions Comment:			

**F1. EMISSIONS UNIT POLLUTANT DETAIL INFORMATION –
POTENTIAL, FUGITIVE, AND ACTUAL EMISSIONS**

(Optional for unregulated emissions units.)

Potential, Estimated Fugitive, and Baseline & Projected Actual Emissions

Complete for each pollutant identified in Subsection E if applying for an air construction permit or concurrent processing of an air construction permit and a revised or renewal Title V permit. Complete for each emissions-limited pollutant identified in Subsection E if applying for an air operation permit.

1. Pollutant Emitted: NO _x		2. Total Percent Efficiency of Control:	
3. Potential Emissions: 54.31 lb/hour 237.88 tons/year		4. Synthetically Limited? <input type="checkbox"/> Yes <input checked="" type="checkbox"/> No	
5. Range of Estimated Fugitive Emissions (as applicable): to tons/year			
6. Emission Factor: 205 ppm Reference: PSD-FL-113 permit allowable		7. Emissions Method Code: 0	
8.a. Baseline Actual Emissions (if required): tons/year		8.b. Baseline 24-month Period: From: To:	
9.a. Projected Actual Emissions (if required): tons/year		9.b. Projected Monitoring Period: <input type="checkbox"/> 5 years <input type="checkbox"/> 10 years	
10. Calculation of Emissions: lb/hr = 205 ppm /1000000/385.3*46*43200*60*(20.9-9)/(20.9-7)= 54.31 tons/year = 54.31 * 8760 / 2000 = 237.88			
11. Potential, Fugitive, and Actual Emissions Comment:			

**F1. EMISSIONS UNIT POLLUTANT DETAIL INFORMATION –
 POTENTIAL, FUGITIVE, AND ACTUAL EMISSIONS**

(Optional for unregulated emissions units.)

Potential, Estimated Fugitive, and Baseline & Projected Actual Emissions

Complete for each pollutant identified in Subsection E if applying for an air construction permit or concurrent processing of an air construction permit and a revised or renewal Title V permit. Complete for each emissions-limited pollutant identified in Subsection E if applying for an air operation permit.

1. Pollutant Emitted: PB		2. Total Percent Efficiency of Control:	
3. Potential Emissions: 5.54E-2 lb/hour 2.43E-1 tons/year		4. Synthetically Limited? <input type="checkbox"/> Yes <input checked="" type="checkbox"/> No	
5. Range of Estimated Fugitive Emissions (as applicable): to tons/year			
6. Emission Factor: 0.40 mg/dscm Reference: PSD-FL-113 permit allowable		7. Emissions Method Code: 0	
8.a. Baseline Actual Emissions (if required): tons/year		8.b. Baseline 24-month Period: From: To:	
9.a. Projected Actual Emissions (if required): tons/year		9.b. Projected Monitoring Period: <input type="checkbox"/> 5 years <input type="checkbox"/> 10 years	
10. Calculation of Emissions: $\text{lb/hr} = 0.4 \text{ mg/dscm} * 43200 * 60 / 35.29 / 454 / 1000 * (20.9 - 9) / (20.9 - 7) = 5.54E-2$ $\text{tons/year} = 5.54E-2 * 8760 / 2000 = 2.43E-1$			
11. Potential, Fugitive, and Actual Emissions Comment:			

**F1. EMISSIONS UNIT POLLUTANT DETAIL INFORMATION –
POTENTIAL, FUGITIVE, AND ACTUAL EMISSIONS**

(Optional for unregulated emissions units.)

Potential, Estimated Fugitive, and Baseline & Projected Actual Emissions

Complete for each pollutant identified in Subsection E if applying for an air construction permit or concurrent processing of an air construction permit and a revised or renewal Title V permit. Complete for each emissions-limited pollutant identified in Subsection E if applying for an air operation permit.

1. Pollutant Emitted: PM		2. Total Percent Efficiency of Control:	
3. Potential Emissions: 3.46 lb/hour 15.17 tons/year		4. Synthetically Limited? <input type="checkbox"/> Yes <input checked="" type="checkbox"/> No	
5. Range of Estimated Fugitive Emissions (as applicable): to tons/year			
6. Emission Factor: 25 mg/dscm Reference: PSD-FL-113 permit allowable		7. Emissions Method Code: 0	
8.a. Baseline Actual Emissions (if required): tons/year		8.b. Baseline 24-month Period: From: To:	
9.a. Projected Actual Emissions (if required): tons/year		9.b. Projected Monitoring Period: <input type="checkbox"/> 5 years <input type="checkbox"/> 10 years	
10. Calculation of Emissions: lb/hr = 25 mg/dscm * 43200 * 60 / 35.29 / 454 / 1000 * (20.9 - 9) / (20.9 - 7) = 3.46 tons/year = 3.46 * 8760 / 2000 = 15.17			
11. Potential, Fugitive, and Actual Emissions Comment:			

**F1. EMISSIONS UNIT POLLUTANT DETAIL INFORMATION –
POTENTIAL, FUGITIVE, AND ACTUAL EMISSIONS**

(Optional for unregulated emissions units.)

Potential, Estimated Fugitive, and Baseline & Projected Actual Emissions

Complete for each pollutant identified in Subsection E if applying for an air construction permit or concurrent processing of an air construction permit and a revised or renewal Title V permit. Complete for each emissions-limited pollutant identified in Subsection E if applying for an air operation permit.

1. Pollutant Emitted: SO2		2. Total Percent Efficiency of Control:	
3. Potential Emissions: 10.69 lb/hour 46.82 tons/year		4. Synthetically Limited? <input type="checkbox"/> Yes <input checked="" type="checkbox"/> No	
5. Range of Estimated Fugitive Emissions (as applicable): to tons/year			
6. Emission Factor: 29 ppm Reference: PSD-FL-113 permit allowable		7. Emissions Method Code: 0	
8.a. Baseline Actual Emissions (if required): tons/year		8.b. Baseline 24-month Period: From: To:	
9.a. Projected Actual Emissions (if required): tons/year		9.b. Projected Monitoring Period: <input type="checkbox"/> 5 years <input type="checkbox"/> 10 years	
10. Calculation of Emissions: lb/hr = 29 ppm / 1000000 / 385.3 * 64 * 43200 * 60 * (20.9-9) / (20.9-7) = 10.69 tons/year = 10.69 * 8760 / 2000 = 46.82			
11. Potential, Fugitive, and Actual Emissions Comment:			

**F2. EMISSIONS UNIT POLLUTANT DETAIL INFORMATION -
ALLOWABLE EMISSIONS**

Complete if the pollutant identified in Subsection F1 is or would be subject to a numerical emissions limitation.

Allowable Emissions Allowable Emissions 1_ of 12_

1. Basis for Allowable Emissions Code: RULE	2. Future Effective Date of Allowable Emissions:
3. Allowable Emissions and Units: CO 100 ppm (4-hr block ave)	4. Equivalent Allowable Emissions: 16.13 lb/hour 78.69 tons/year
5. Method of Compliance: 40CFR60.58b(i)	
6. Allowable Emissions Comment (Description of Operating Method): RULE 40CFR60.34b(a) and PSD-FL-113	

Allowable Emissions Allowable Emissions 2_ of 12_

1. Basis for Allowable Emissions Code: RULE	2. Future Effective Date of Allowable Emissions:
3. Allowable Emissions and Units: DIOX 30 ng/dscm	4. Equivalent Allowable Emissions: 4.16E-6 lb/hour 1.82E-5 tons/year
5. Method of Compliance: 40CFR60.58b(g)	
6. Allowable Emissions Comment (Description of Operating Method): RULE 40CFR60.33b(c)(1)(ii) and PSD-FL-113	

Allowable Emissions Allowable Emissions 3_ of 12_

1. Basis for Allowable Emissions Code: RULE	2. Future Effective Date of Allowable Emissions:
3. Allowable Emissions and Units: H027 (Cd) 0.035 mg/dscm	4. Equivalent Allowable Emissions: 4.85E-3 lb/hour 2.12E-2 tons/year
5. Method of Compliance: 40CFR60.58b(d)	
6. Allowable Emissions Comment (Description of Operating Method): RULE 40CFR60.33b(a)(2)(i) and PSD-FL-113	

**F2. EMISSIONS UNIT POLLUTANT DETAIL INFORMATION -
ALLOWABLE EMISSIONS**

Allowable Emissions Allowable Emissions 4_ of 12_

1. Basis for Allowable Emissions Code: RULE	2. Future Effective Date of Allowable Emissions:
3. Allowable Emissions and Units: H106 (HCl) 29 ppm or 95% reduction	4. Equivalent Allowable Emissions: 6.09 lb/hour 26.67 tons/year
5. Method of Compliance: 40CFR60.58b(f)	
6. Allowable Emissions Comment (Description of Operating Method): RULE 40CFR60.33b(b)(3)(ii) and PSD-FL-113	

Allowable Emissions Allowable Emissions 5_ of 12_

1. Basis for Allowable Emissions Code: RULE	2. Future Effective Date of Allowable Emissions:
3. Allowable Emissions and Units: H114 (Hg) 0.05 mg/dscm or 85% reduction	4. Equivalent Allowable Emissions: 6.93E-3 lb/hour 3.03E-2 tons/year
5. Method of Compliance: 40CFR60.58b(d)	
6. Allowable Emissions Comment (Description of Operating Method): RULE 40CFR60.33b(a)(2)(i), FAC 296.416(3)(a)1 and PSD-FL-113	

Allowable Emissions Allowable Emissions 6_ of 12_

1. Basis for Allowable Emissions Code: RULE	2. Future Effective Date of Allowable Emissions:
3. Allowable Emissions and Units: NOx 205 ppm (24-hr block ave)	4. Equivalent Allowable Emissions: 54.31 lb/hour 237.88 tons/year
5. Method of Compliance: 40CFR60.58b(h)	
6. Allowable Emissions Comment (Description of Operating Method): RULE 40CFR60.33b(d) and PSD-FL-113	

**F2. EMISSIONS UNIT POLLUTANT DETAIL INFORMATION -
ALLOWABLE EMISSIONS**

Allowable Emissions Allowable Emissions 7_ of 12_

1. Basis for Allowable Emissions Code: RULE	2. Future Effective Date of Allowable Emissions:
3. Allowable Emissions and Units: PB 0.40 mg/dscm	4. Equivalent Allowable Emissions: 5.54E-2 lb/hour 2.43E-1 tons/year
5. Method of Compliance: 40CFR60.58b(d)	
6. Allowable Emissions Comment (Description of Operating Method): RULE 40CFR60.33b(a)(4) and PSD-FL-113	

Allowable Emissions Allowable Emissions 8_ of 12_

1. Basis for Allowable Emissions Code: RULE	2. Future Effective Date of Allowable Emissions:
3. Allowable Emissions and Units: PM 25 mg/dscm	4. Equivalent Allowable Emissions: 3.46 lb/hour 15.17 tons/year
5. Method of Compliance: 40CFR60.58b(d)	
6. Allowable Emissions Comment (Description of Operating Method): RULE 40CFR60.33b(a)(1)(i) and PSD-FL-113	

Allowable Emissions Allowable Emissions 9_ of 12_

1. Basis for Allowable Emissions Code: RULE	2. Future Effective Date of Allowable Emissions:
3. Allowable Emissions and Units: SO2 29 ppm or 75% reduction(24-hr geo. Ave)	4. Equivalent Allowable Emissions: 10.69 lb/hour 46.82 tons/year
5. Method of Compliance: 40CFR60.58b(e)	
6. Allowable Emissions Comment (Description of Operating Method): RULE 40CFR60.33b(b)(3)(i) and PSD-FL-113	

F2. EMISSIONS UNIT POLLUTANT DETAIL INFORMATION -
 ALLOWABLE EMISSIONS

Allowable Emissions Allowable Emissions 10 of 12

1. Basis for Allowable Emissions Code: RULE	2. Future Effective Date of Allowable Emissions:
3. Allowable Emissions and Units: 110% demonstrated load, klb/hr(4-hr Ave)	4. Equivalent Allowable Emissions: NA
5. Method of Compliance: 40CFR60.58b(i)	
6. Allowable Emissions Comment (Description of Operating Method): RULE 40CFR60.53b(b) and PSD-FL-113	

Allowable Emissions Allowable Emissions 11 of 12

1. Basis for Allowable Emissions Code: RULE	2. Future Effective Date of Allowable Emissions:
3. Allowable Emissions and Units: 17°C above demonstrated temp. (4-hr Ave)	4. Equivalent Allowable Emissions: NA
5. Method of Compliance: 40CFR60.58b(i)	
6. Allowable Emissions Comment (Description of Operating Method): RULE 40CFR60.53b(c) and PSD-FL-113	

Allowable Emissions Allowable Emissions 12 of 12

1. Basis for Allowable Emissions Code: RULE	2. Future Effective Date of Allowable Emissions:
3. Allowable Emissions and Units: carbon = or > demonstrated feed rate, lb/hr(8-hr Ave)	4. Equivalent Allowable Emissions: NA
5. Method of Compliance: 40CFR60.58b(m)	
6. Allowable Emissions Comment (Description of Operating Method): RULE 40CFR60.58b(m) and PSD-FL-113	

EMISSIONS UNIT INFORMATION

Section [2] of [3]

G. VISIBLE EMISSIONS INFORMATION

Complete if this emissions unit is or would be subject to a unit-specific visible emissions limitation.

Visible Emissions Limitation: Visible Emissions Limitation 1_ of 2__

1. Visible Emissions Subtype: VE10	2. Basis for Allowable Opacity: <input checked="" type="checkbox"/> Rule <input type="checkbox"/> Other
3. Allowable Opacity: Normal Conditions: 10 % Exceptional Conditions: % Maximum Period of Excess Opacity Allowed: min/hour	
4. Method of Compliance: 40CFR60.58b(c)	
5. Visible Emissions Comment:	

Visible Emissions Limitation: Visible Emissions Limitation 2_ of 2__

1. Visible Emissions Subtype: VE	2. Basis for Allowable Opacity: <input checked="" type="checkbox"/> Rule <input type="checkbox"/> Other
3. Allowable Opacity: Normal Conditions: % Exceptional Conditions: % Maximum Period of Excess Opacity Allowed: min/hour	
4. Method of Compliance: 40CFR60.58b(k)	
5. Visible Emissions Comment: RULE 40CFR60.55b standards for fugitive ash emissions from ash conveying system: 5% of the observation period (I.e. 9 minutes per 3-hour) as per EPA Method 22	

EMISSIONS UNIT INFORMATION

Section [2] of [3]

H. CONTINUOUS MONITOR INFORMATION

Complete if this emissions unit is or would be subject to continuous monitoring.

Continuous Monitoring System: Continuous Monitor 1__ of 11_

1. Parameter Code: EM	2. Pollutant(s): SO2
3. CMS Requirement:	<input checked="" type="checkbox"/> Rule <input type="checkbox"/> Other
4. Monitor Information... Manufacturer: AMETEX Model Number: 921 Serial Number: # AW921-S344	
5. Installation Date: 1/8/08	6. Performance Specification Test Date: 1/29/08
7. Continuous Monitor Comment: RULE 40CFR60.58b(e) Stack CEMS	

Continuous Monitoring System: Continuous Monitor 2__ of 11_

1. Parameter Code: EM	2. Pollutant(s): SO2
3. CMS Requirement:	<input checked="" type="checkbox"/> Rule <input type="checkbox"/> Other
4. Monitor Information... Manufacturer: AMETEK Model Number: 921 Serial Number: AE921-S494	
5. Installation Date: 12/8/08	6. Performance Specification Test Date: 1/13/09
7. Continuous Monitor Comment: RULE 40CFR60.58b(e) Scrubber Inlet CEMS	

Continuous Monitoring System: Continuous Monitor 5__ of 11_

1. Parameter Code: EM	2. Pollutant(s): CO
3. CMS Requirement: <input checked="" type="checkbox"/> Rule <input type="checkbox"/> Other	
4. Monitor Information... Manufacturer: Fuji/California Analytical Model Number: ZRH2 Serial Number: N3P4355T	
5. Installation Date: 1/1/95	6. Performance Specification Test Date: 2/21/95
7. Continuous Monitor Comment: RULE 40CFR60.58b(i) Stack CEMS	

Continuous Monitoring System: Continuous Monitor 6__ of 11_

1. Parameter Code: EM	2. Pollutant(s): CO
3. CMS Requirement: <input checked="" type="checkbox"/> Rule <input type="checkbox"/> Other	
4. Monitor Information... Manufacturer: Fuji/California Analytical Model Number: ZRH1 Serial Number: A9M0434T	
5. Installation Date:	6. Performance Specification Test Date: 2/15/00
7. Continuous Monitor Comment: RULE 40CFR60.58b(i) Scrubber Inlet CEMS	

Continuous Monitoring System: Continuous Monitor 7__ of 11_

1. Parameter Code: EM	2. Pollutant(s): NOx
3. CMS Requirement:	<input checked="" type="checkbox"/> Rule <input type="checkbox"/> Other
4. Monitor Information... Manufacturer: TECO Model Number: 42CHL	Serial Number: 65513-348
5. Installation Date:	6. Performance Specification Test Date: 2/15/00
7. Continuous Monitor Comment: RULE 40CFR60.58b(h)	

Continuous Monitoring System: Continuous Monitor 8__ of 11_

1. Parameter Code: VE	2. Pollutant(s): Opacity
3. CMS Requirement:	<input checked="" type="checkbox"/> Rule <input type="checkbox"/> Other
4. Monitor Information... Manufacturer: Sick Model Number: OMD41	Serial Number: 4438017
5. Installation Date: 7/28/05	6. Performance Specification Test Date: 7/28/05
7. Continuous Monitor Comment: RULE 40CFR60.58b(c)	

Continuous Monitoring System: Continuous Monitor 9_ of 11_

1. Parameter Code: TEMP	2. Pollutant(s): Baghouse inlet temperature
3. CMS Requirement: <input checked="" type="checkbox"/> Rule <input type="checkbox"/> Other	
4. Monitor Information... Manufacturer: Westronics Model Number: 3000 Serial Number: 4842	
5. Installation Date:	6. Performance Specification Test Date: NA
7. Continuous Monitor Comment: RULE 40CFR60.58b(i)	

Continuous Monitoring System: Continuous Monitor 10_ of 11_

1. Parameter Code: Steam load	2. Pollutant(s): Steam load
3. CMS Requirement: <input checked="" type="checkbox"/> Rule <input type="checkbox"/> Other	
4. Monitor Information... Manufacturer: Odessa Model Number: DSM-3260 Serial Number: 105037	
5. Installation Date:	6. Performance Specification Test Date: NA
7. Continuous Monitor Comment: RULE 40CFR60.58b(i)	

Continuous Monitoring System: Continuous Monitor 11_ of 11_

1. Parameter Code: Carbon feed rate	2. Pollutant(s): carbon feed rate
3. CMS Requirement: <input checked="" type="checkbox"/> Rule <input type="checkbox"/> Other	
4. Monitor Information... Manufacturer: Odessa Model Number: DSM-3260 Serial Number: 104978	
5. Installation Date: 6/11/95	6. Performance Specification Test Date: NA
7. Continuous Monitor Comment: RULE 40CFR60.58b(m)	

EMISSIONS UNIT INFORMATION

Section [2] of [3]

I. EMISSIONS UNIT ADDITIONAL INFORMATION

Additional Requirements for All Applications, Except as Otherwise Stated

1. Process Flow Diagram (Required for all permit applications, except Title V air operation permit revision applications if this information was submitted to the department within the previous five years and would not be altered as a result of the revision being sought) <input type="checkbox"/> Attached, Document ID _____ <input checked="" type="checkbox"/> Previously Submitted, Date <u>6/16/06</u>
2. Fuel Analysis or Specification (Required for all permit applications, except Title V air operation permit revision applications if this information was submitted to the department within the previous five years and would not be altered as a result of the revision being sought) <input type="checkbox"/> Attached, Document ID _____ <input checked="" type="checkbox"/> Previously Submitted, Date <u>6/16/06</u>
3. Detailed Description of Control Equipment (Required for all permit applications, except Title V air operation permit revision applications if this information was submitted to the department within the previous five years and would not be altered as a result of the revision being sought) <input type="checkbox"/> Attached, Document ID _____ <input checked="" type="checkbox"/> Previously Submitted, Date <u>6/16/06</u>
4. Procedures for Startup and Shutdown (Required for all operation permit applications, except Title V air operation permit revision applications if this information was submitted to the department within the previous five years and would not be altered as a result of the revision being sought) <input type="checkbox"/> Attached, Document ID _____ <input checked="" type="checkbox"/> Previously Submitted, Date <u>6/16/06</u> <input type="checkbox"/> Not Applicable (construction application)
5. Operation and Maintenance Plan (Required for all permit applications, except Title V air operation permit revision applications if this information was submitted to the department within the previous five years and would not be altered as a result of the revision being sought) <input type="checkbox"/> Attached, Document ID _____ <input checked="" type="checkbox"/> Previously Submitted, Date <u>6/16/06</u> <input type="checkbox"/> Not Applicable

6. Compliance Demonstration Reports/Records

Attached, Document ID: _____

Test Date(s)/Pollutant(s) Tested: _____

Previously Submitted, Date: 3/3/09_

Test Date(s)/Pollutant(s) Tested: January 2009/PM, Pb, Cd, Hg, HCl, DF, CO, SO₂, NO_x, VE, FE

To be Submitted, Date (if known): _____

Test Date(s)/Pollutant(s) Tested: _____

Not Applicable

Note: For FESOP applications, all required compliance demonstration records/reports must be submitted at the time of application. For Title V air operation permit applications, all required compliance demonstration reports/records must be submitted at the time of application, or a compliance plan must be submitted at the time of application.

7. Other Information Required by Rule or Statute

Attached, Document ID: _____ Not Applicable

Additional Requirements for Air Construction Permit Applications

1. Control Technology Review and Analysis (Rules 62-212.400(10) and 62-212.500(7), F.A.C.; 40 CFR 63.43(d) and (e))

Attached, Document ID: _____ Not Applicable

2. Good Engineering Practice Stack Height Analysis (Rule 62-212.400(4)(d), F.A.C., and Rule 62-212.500(4)(f), F.A.C.)

Attached, Document ID: _____ Not Applicable

3. Description of Stack Sampling Facilities (Required for proposed new stack sampling facilities only)

Attached, Document ID: _____ Not Applicable

Additional Requirements for Title V Air Operation Permit Applications

1. Identification of Applicable Requirements

Attached, Document ID: _____

2. Compliance Assurance Monitoring

Attached, Document ID: _____ Not Applicable

3. Alternative Methods of Operation

Attached, Document ID: _____ Not Applicable


4. Alternative Modes of Operation (Emissions Trading)

Attached, Document ID: _____ Not Applicable

5. Acid Rain Part Application

- Certificate of Representation (EPA Form No. 7610-1)
 - Copy Attached, Document ID: _____
- Acid Rain Part (Form No. 62-210.900(1)(a))
 - Attached, Document ID: _____ Previously Submitted, Date: _____
- Repowering Extension Plan (Form No. 62-210.900(1)(a)1.)
 - Attached, Document ID: _____ Previously Submitted, Date: _____
- New Unit Exemption (Form No. 62-210.900(1)(a)2.)
 - Attached, Document ID: _____ Previously Submitted, Date: _____
- Retired Unit Exemption (Form No. 62-210.900(1)(a)3.)
 - Attached, Document ID: _____ Previously Submitted, Date: _____
- Phase II NOx Compliance Plan (Form No. 62-210.900(1)(a)4.)
 - Attached, Document ID: _____ Previously Submitted, Date: _____
- Phase II NOx Averaging Plan (Form No. 62-210.900(1)(a)5.)
 - Attached, Document ID: _____ Previously Submitted, Date: _____
- Not Applicable

Additional Requirements Comment



APPENDIX A

COMPLIANCE REPORT AND CERTIFICATION

Compliance Report

All emission units at the facility are currently in compliance with all applicable requirements. Thus no compliance plan or compliance schedule is required.

Compliance Certification

Compliance certification by the responsible official will be provided to the FDEP annually throughout the permit term. The following compliance certification statement is included to certify to the truth, accuracy, and completeness of the Compliance Report:
I hereby certify that, based on information and belief formed after reasonable inquiry, the statement and information in the document are true, accurate, and complete.

APPENDIX B

REQUESTED CHANGE TO TITLE V PERMIT 0690046

The permittee requests that Specific Condition A11 identified below be modified to show "international regulated garbage" as an acceptable waste and to change Specific Condition A94 regarding the averaging period segregated loads weigh limitation is to be determined from monthly to quarterly.

A11 Methods of Operation - Fuels.

.....
(5) Other Solid Waste. Subject to the conditions and limitations contained in this permit, the following other solid waste may be used as fuel at the facility:

SOLID WASTE FROM ON-SITE OPERATIONS


.....
(g) international regulated garbage (as defined under 7 CFR 330.400 and 9 CFR 94.5) meaning garbage that was on board, generated on board, or removed from any means of conveyance during international or interstate movements, and includes food scraps, table refuse, galley refuse, food wrappers or packaging materials and other waste material from stores, food preparation areas, passengers' or crews' quarters, dining rooms or any other areas on means of conveyance. International regulated garbage also means meals and other foods that were available for consumption by passengers or crew on an aircraft but were not consumed. Garbage that is commingled with regulated garbage becomes regulated garbage.

A94 Other Solid Waste/Segregated Loads Recordkeeping.

.....
(3) Each day, the total weight of segregated non-MSW materials received that are subject to the 5% restriction shall be computed, and the daily total shall be added to the sum of the daily totals from the previous days in the current calendar ~~month~~ quarter. At the end of each calendar ~~month~~ quarter, the resultant ~~monthly~~ quarterly total weight of segregated non-MSW materials shall be divided by the total weight of all waste materials received in the same calendar ~~month~~ quarter, and the resulting number shall be multiplied by 100 to express the ratio in percentage terms. The percentage computed shall be compared to the 5% limitation

APPENDIX C

COMPLIANCE AGREEMENT WITH USDA



DATE: 6 July 2009

SUBJECT: PPQ Form 519 for Compliance Agreement

TO: Viet Ta, Facility Environmental Engineer
 Gary Main, Facility Manager
 Covanta Lake II, Inc.
 3830 Rogers Industrial Park Road
 Okahumpka, FL 34762

Attached is the PPQ Form 519 signed by the State Plant Health Director. Please keep this page with your USDA Compliance Agreement.

If you have any questions concerning your Compliance Agreement, please do not hesitate to contact me.

Thank you.

Kathleen M. Kral, VMD

Kathleen M. Kral, VMD, MPH

USDA-APHIS-PPQ
 AQI Veterinary Medical Officer
 9951 Atlantic Boulevard, Suite 177
 Jacksonville, FL 32225

Phone: (904) 725-2960
 FAX: (904) 725-2948
 Cell: (904) 451-1049
 Email: Kathleen.M.Kral@aphis.usda.gov

North and Central Florida, Alabama, Mississippi

United States
 Department of
 Agriculture

Animal and
 Plant Health
 Inspection
 Service

Plant Protection
 and Quarantine

Plant Health
 Programs

Veterinary
 Regulatory
 Support

700 River Road
 Unit 129
 Riverdale, MD
 20737

Phone:
 (301) 734-7633

Fax:
 (301) 734-8538



Safeguarding American Agriculture
 APHIS is an agency of USDA's Marketing and Regulatory Programs

An Equal Opportunity Provider and Employer

**UNITED STATES DEPARTMENT OF AGRICULTURE
ANIMAL AND PLANT HEALTH INSPECTION SERVICE
PLANT PROTECTION AND QUARANTINE**

COMPLIANCE AGREEMENT

<p>1. NAME AND MAILING ADDRESS OF PERSON OR FIRM Covanta Lake II, Inc. 383 Rogers Industrial Park Road Okahumpka, FL 34762 Phone: 352-365-1611</p>	<p>2. LOCATION SAME Contact: Mr. Gary Main, Facility Manager Phone: 352-365-1611</p>
--	---

3. REGULATED ARTICLE(S)
Regulated garbage

4. APPLICABLE FEDERAL QUARANTINE(S) OR REGULATIONS
7 CFR 330.440 and 9 CFR 94.5

5. I/WE AGREE TO THE FOLLOWING:
See attached Compliance Agreement (5 pages), Addendum to Compliance Agreement (Cleaning and Disinfection), and Addendum to Compliance Agreement (Process and Training).

<p>6. SIGNATURE <i>Gary Main</i></p>	<p>7. TITLE Facility Manager</p>	<p>8. DATE SIGNED <i>6/16/09</i></p>
<p>The affixing of the signatures below will validate this agreement which shall remain in effect until cancelled, but may be revised as necessary or revoked for noncompliance.</p>		<p>9. AGREEMENT NO. <i>LAKE-01</i></p> <p>10. DATE OF AGREEMENT <i>17 June 2009</i></p>

<p>11. PPQ/CBP OFFICIAL (NAME AND TITLE) Dr. Kathleen M. Kral, AQI Veterinary Medical Officer</p>	<p>12. ADDRESS USDA-APHIS-PPQ 9951 Atlantic Boulevard, Suite 177 Jacksonville, FL 32225 Phone: 904-725-2960</p>
---	---

13. SIGNATURE
Kathleen M. Kral VMD

<p>14. U.S. GOVERNMENT/STATE AGENCY OFFICIAL (NAME AND TITLE) Mr. Paul Hornby, State Plant Health Director</p>	<p>15. ADDRESS USDA-APHIS-PPQ 8100 N.W. 15th Place Gainesville, FL 32606 Phone: 352-313-3040</p>
--	--

16. SIGNATURE
Paul Hornby

**Compliance Agreement for
Covanta Lake II, Inc.
June 2009**

This Compliance Agreement may be immediately canceled or revoked for noncompliance. This Compliance Agreement is non-transferable.

Any person who knowingly violates the Plant Protection Act (PPA) (7 U.S.C. §§ 7701 et. seq.) and/or the Animal Health Protection Act (AHPA) (7 U.S.C. §§ 8301 et. seq.) may be criminally prosecuted and found guilty of a misdemeanor which can result in penalties, a one-year prison term, or both. Additionally, any person violating the PPA and/or the AHPA may be assessed civil penalties of up to \$250,000 per violation or twice the gross gain or gross loss for any violation that results in the person deriving pecuniary gain or causing pecuniary loss to another, whichever is greater.

The establishment under this Compliance Agreement shall immediately notify the local APHIS office at **407-725-2960** of any management changes which may void this Compliance Agreement.

By signing this agreement, the signer certifies that his/her facility has met or will meet the requirements of all applicable environmental authorities prior to handling garbage regulated by the Department of Homeland Security, Customs and Border Protection under the authority of the Animal and Plant Health Inspection Service.

The company, its employees and subcontractors, and procedures covered by this compliance agreement are subject to unannounced inspections by CBP or APHIS personnel.

All records required by this agreement must be made available to CBP/APHIS officials upon request.

Any plastic bags used in the transportation or storage of regulated garbage must be at least four (4) Mil (0.004 inch) thick.

Compliance Agreements are valid for one (1) year from the date of signature, and must be renewed yearly.

1. Definitions

- A. **Regulated garbage** — As defined under 7 CFR 330.400 and 9 CFR 94.5, garbage includes all waste material derived in whole or in part from fruits, vegetables, meats, or other plant or animal (including poultry) material, and other refuse of any character whatsoever that has been associated with any material. For the purpose of this compliance agreement, "regulated garbage" is garbage that was on, generated on board, or removed from any means of conveyance during international or interstate movements, and includes food scraps, table refuse, galley refuse, food wrappers or packaging materials and other waste material from stores, food preparation areas, passengers' or crews' quarters, dining rooms or any other areas on means of conveyance. Regulated garbage also means meals and other foods that were available for consumption by passengers or crew on an aircraft but were not consumed. Garbage that is

Date

6/16/09

Company Representative Initials

EM

commingled with regulated garbage becomes regulated garbage. For the purpose of this document regulated garbage will be known hereafter as garbage.

- B. **Trash** — Refuse that neither contains nor is visually contaminated with food waste. Trash is **unrestricted**. For example, trash that solely contains empty beverage cans would be unrestricted. Newspapers and magazines in the passenger cabin would also be unrestricted. An empty cardboard milk carton, sandwich, or fruit found in the passenger cabin, however, would be considered as garbage as opposed to trash and would be restricted.
- C. **DHS, USCBP** — Department of Homeland Security, United States Customs and Border Protection, known hereafter as CBP.
- D. **USDA, APHIS, PPQ** — United States Department of Agriculture, Animal and Plant Health Inspection Service, which provides oversight for agricultural issues, known hereafter as APHIS. Veterinary Regulatory Support (VRS) is the section of PPQ charged with oversight of regulated garbage.

2. Regulated Garbage Handling Procedures

A. Regulated garbage is processed by: *(check appropriate box)*

- Incinerator located at:

Covanta Lake II, Inc., 3830 Rogers Industrial Park Road, Okahumpka, FL
34762
Phone: 352-365-1611

B. Status of Garbage:

- Regulated garbage will be separated from domestic garbage by:

1) Location: Bay 1

2) Containers: 4-Mil bags from roll-off container

C. The establishment must use rigid leak-proof containers with tightly-fitting covers if not separating garbage by location. The containers shall be lettered with the words "REGULATED GARBAGE" or a similar acceptable phrase in English and any appropriate foreign language. Lettering shall be at least two (2) inches high on indoor containers and at least four (4) inches high on outdoor containers. Containers used for regulated garbage shall **not** be used for domestic garbage, nor shall containers used for domestic garbage be used for regulated garbage.

The container to be used for a purpose **other than** hauling foreign garbage must have markings obliterated and must be disinfected with APHIS-approved disinfectant under APHIS/CBP supervision prior to such use.

Scraped residue and runoff may be ground into an approved sewage system as defined in 7CFR 330.400 or 9CFR 94.5 or be collected and treated as regulated garbage. All materials associated or in contact with regulated garbage must be treated as regulated garbage.

- D. The plant premises and the area around the incinerator shall be kept clean and free of loose garbage at all times. Dumpster leakage and garbage spills in Bay 1 shall be contained in a manner acceptable to CBP/APHIS as indicated here:

Covanta will follow the cleaning and disinfecting procedures outlined in the **Addendum to Compliance Agreement**.

- E. The company is responsible for all regulated garbage including food waste, loose trays of food, and unused meals, and will **not** allow its unauthorized diversion, removal, use, or consumption.
- F. Spills and Routine Disinfection

APHIS will be notified of any spillage outside of the facility at **407-725-2960**. Cleaning and disinfecting will be accomplished immediately. APHIS-approved disinfectant must be kept at the processing facility for garbage spills and routine surface disinfections including areas around the sterilizers, incinerators dumpsters and compactors and must be used after thorough pickup and cleaning. The company must provide trained personnel and equipment for immediate clean up (see Addendum to Compliance Agreement).

A log or record book containing information on the amounts and concentrations of disinfectants used will be kept in order to fulfill EPA reporting requirements.

Reporting requirements include:

- i. The number of disinfection treatments performed (including by designation – routine surface disinfections and cleaning of spills);
- ii. If applicable, the number of pounds of sodium carbonate used (with or without sodium silicate);
- iii. If applicable, the concentration of bleach (stated as a percentage) and the number of gallons of each concentration of bleach used;
- iv. Location of spills.

The record or log book must be kept indefinitely. Information on the amounts and concentrations of disinfectants used during a specified reporting period must be provided to CBP/APHIS upon request.

APHIS-approved disinfectant is **not** to be used in enclosed food handling areas. Only EPA-approved sanitizers should be used in food handling areas. Records of these instances will also be maintained.

3. Equipment - Incinerator

- A. The incinerator must reduce burned materials to an ash. Glass and metal shall be the only residue in the ash. The establishment will maintain records which will include the name of the approved cartage firm, date, time, number of units (bags,

bins, containers) and quantity of garbage (weight) incinerated. The records must be retained for a minimum of one (1) year from the end of the month in which the incineration occurred.

- B. The equipment shall be properly maintained to ensure that each load of regulated garbage is incinerated to ash. If the incinerator malfunctions, then immediately report the malfunction to the local APHIS office at **407-725-2960**.
- C. The incinerator must be observed after major repairs or malfunction to ensure that regulated garbage is properly incinerated to ash.
- D. In order to store regulated garbage, the following conditions must be met:

- i. Material to be stored must be adequately containerized and marked (per Section 2. B.). Location of storage facility if not in the same building/area as the processing equipment:

Regulated garbage will be processed immediately on receipt.

- ii. Storage of regulated garbage in plastic bags must be inside a closed building; if outside storage, garbage must be in sealed, plastic bags in a rigid leak-proof container with a tight-fitting lid. The container, room, or other confined area where the regulated material is to be stored must be leak-proof and capable of being locked. The material must be inaccessible to birds, rodents, and other vermin. Storage of regulated garbage must not exceed 48 hours without prior approval from PPQ VRS or its designee.
 - iii. The processing firm must maintain logs or records of regulated garbage that is stored. This information must be kept for one (1) year from the end of the month the storage was initiated.

- E. The company must conspicuously post regulated garbage-handling procedures in the work area. The procedures must be in English and other appropriate languages.

4. Backup System

In the event the primary garbage disposal system is inoperable, the local APHIS office will be notified immediately at **407-725-2960** and will be advised, in advance, as to the use of the following prearranged approved backup system: (*check one*)

- Incinerator located at:

Stericycle Inc., 254 W. Keene Road, Apopka, FL 32773
Phone: 407-889-2800, ext. 3257

5. Training

- A. The company shall present a training program to employees before they are permitted to handle or supervise the handling of regulated garbage. This training program should be of sufficient duration to adequately provide the required

4 Date 6/16/09 Company Representative Initials JM

information. All previously trained employees shall be provided review training annually (this training may be given in more than one session).

- B. The training package must be approved by the local APHIS/CBP Port Director or his/her designee, and may include both formal classroom training and on-the-job training, as follows:
- i. Definition of regulated garbage;
 - ii. Explanation and purpose of the regulations;
 - iii. Inclusion of film, slides, or other training aids on foreign animal and plant diseases and pests;
 - iv. Specific outline — by demonstration, illustration, or picture — of proper regulated garbage handling procedures for the facility and step-by-step procedures from stripping of aircraft to disposal. A written, step-by-step protocol for reporting and handling emergency spills, maintaining control of regulated materials, and the cleaning and disinfecting of affected areas and equipment must be available for CBP/APHIS review;
 - v. This compliance agreement;
 - vi. Presentation in English and other appropriate languages.
- C. The records must be retained for a minimum of one (1) year from the end of the month in which the training occurred.

Addendum to Compliance Agreement

Cleaning and Disinfection

1. Articles Requiring Cleaning and Disinfection

Any article, means of conveyance, or other surface contaminated with animal origin material or spillage from USDA regulated garbage must be cleaned and disinfected with one of the USDA APHIS-approved disinfectants listed below.

Contaminated carts, pallets, machinery, handling containers, trucks, or railroad cars used for transporting USDA regulated garbage and any dock or warehouse surfaces contaminated with leakage from such garbage must be cleaned and disinfected before the items are reused. Cleaning of portable items shall be accomplished over a drain leading to an approved sewage system.

2. Materials and Equipment

When a spill occurs, the following items must be immediately available to workers tasked with cleaning up the spill:

- A. APHIS-approved disinfectant
 - i. Virkon® S (either in bulk or pre-measured for mixing or a premixed solution for immediate use); or
 - ii. Household bleach (sodium hypochlorite) in either full strength for mixing or premixed for immediate use
- B. A gallon container filled with clean water
- C. A detergent solution (facility choice)
- D. Spray bottle to apply disinfectant
- E. Whisk broom and dust pan or shovel
- F. Paper towels or other absorbent material
- G. Plastic leak-proof bags to hold collected material

It is suggested that a disinfection kit, incorporating the above required items as well as the equipment listed below, be available at the work site, and if applicable, on each conveyance transporting regulated garbage. This allows for immediate cleaning and disinfection of any spillage of regulated garbage.

Date 6/16/09

Company Representative Initials GM

The additional items recommended for inclusion in the disinfection kit are:

- H. A scrub brush and scraping tool
- I. Disposable plastic shoe covers
- J. A box for holding the equipment which can be labeled "Disinfection Kit" (it is recommended that the disinfection procedures are affixed to the inside of the box)
- K. Appropriate personal protective equipment such as rubber or latex gloves and safety goggles and/or other equipment as required by the facility
- L. Copy of all applicable Material Safety Data Sheets

Disinfectant Information

1. Virkon® S is available through many Internet sources. Follow the directions on the label. Premixed Virkon® S is effective for seven (7) days from the date of mixing. Write the date the solution was mixed on the container holding the solution.
2. Household bleach (chemical name: sodium hypochlorite). Off-the-shelf bleach is 5.25% or 6% sodium hypochlorite.

The minimum effective dilution for a garbage spill is 3% sodium hypochlorite.

Directions for use:

- With 5.25% sodium hypochlorite, mix the solution of 1.5 cups of bleach to 1 cup of water to make a 3% solution.
- When larger quantities are needed, mix at a ratio of 3 parts bleach to 2 parts water, such as 3 gallons of bleach to 2 gallons of water to make a 3% solution.
- With 6% sodium hypochlorite, mix at a ratio of 1 part bleach to 1 part water, such as 1 cup of bleach with 1 cup of water or 1 gallon of bleach to 1 gallon of water to make a 3% solution.

A premixed solution of bleach and water is only effective for a 24-hour period post mixing. A date and time should be applied to the bulk container holding the solution.

Disinfectant Procedures

1. Sweep up or scrape off as much of the contaminant as possible. Apply absorbent material if needed. Place the sweepings, scrapings, and absorbent material in a leak-proof plastic bag for incineration or sterilization. Free surfaces of grease or dirt when applicable.

2 Date 6/16/09

Company Representative Initials ESM

2. Scrub the contaminated area or areas where the spill occurred. Use a good detergent solution of the facility's choice. **Note:** if the area is not effectively scrubbed first, remaining debris will protect viruses embedded below the surface, where they will remain untouched by the disinfectant.
3. Flush the scrubbed surfaces with clean water. Flushing is important because the detergent may react with the disinfectant and reduce the disinfectant's activity.
4. If using a premixed solution of disinfectant, then agitate the solution thoroughly. If the temperature is below freezing, delay the application of the disinfectant until the temperature is above freezing. Apply the disinfectant generously, covering the entire area.
5. Incinerate or sterilize all refuse, sweepings, and scrapings that are in the plastic bag.

WARNING: Do not use sodium carbonate, sodium silicate, or Virkon® S around food, in areas where food is handled, prepared, or transported such as inside a catering kitchen, galley areas aboard aircraft, or in trucks used to transport food and supplies to an aircraft. When disinfecting in these areas, allow the use of a sanitizer/disinfectant approved by the Environmental Protection Agency (EPA) for use around food or on food contact surfaces.

Do not use sodium hypochlorite (household bleach) on passenger areas or cargo areas of aircraft as it can corrode sensitive aircraft or electronic parts. Virkon® S should not be used in passenger areas, to include galley or food preparation areas, as it is not approved by the Environmental Protection Agency (EPA) for use around food or on food contact surfaces. Virkon® S may damage carpets or seat covers in passenger areas of aircraft.

*Detergents may be used inside aircraft, in accordance with the manufacturer's specifications and Department of Defense or Department of Transportation regulations, as applicable, to mitigate the threat of animal diseases. According to U.S. Air Force regulations, citrus-based cleaners may be used in non-food passenger areas.

Contact APHIS at 407-725-2960 when a spill occurs inside an aircraft.

**Addendum to Compliance Agreement for
Covanta Lake II, Inc.
June 2009**

Process:

- i. The regulated garbage will be weighed and the load will receive a ticket at Covanta's weigh station; the hauler will notify the Control Room that the garbage has arrived. The hauler will deliver the garbage in a roll-off container to Bay 1. The garbage, in 4-MIL bags, will be dumped into the concrete pit, collected by the claw, and placed into one of the two hoppers for delivery to the boilers and incineration. The claw operator will monitor the placement of the garbage into the hopper; any regulated garbage that has fallen from the claw will also be picked up and placed in one of the hoppers.
- ii. The Control Room supervisor will notify the staff that regulated garbage has begun the incineration process. Since the burn process takes approximately 90 minutes, workers will monitor the ash pile for a period of 60 to 120 minutes after the process has begun, to ensure that all the regulated garbage has burned to ash.
- iii. If any regulated garbage has not been reduced to ash, it will be collected and re-incinerated. The time and temperature of the process will be adjusted to ensure that the garbage will be burned to ash.

Training:

Covanta will use USDA's CD/DVD "No Free Ride" to meet the training requirements.

Date 6/16/09

Company Representative Initials BM

APPENDIX D

REQUESTED CHANGE TO PERMIT PSD-FL-113 (AC35-115379)

The permittee requests that the PSD permit be changed to show "international garbage" as an acceptable waste and to change the averaging period segregated loads weigh limitation is to be determined from monthly to quarterly.