


Syed / Gray

P.O. Drawer L.
Plant City, Florida 33564-9007
Telephone: 813/782-1591



CF Industries, Inc.
Plant City Phosphate Complex

July 6, 2006

Ms. Trina Vielhauer
Chief, Bureau of Air Regulations
Department of Air Regulation
2600 Blair Stone Road
Tallahassee, Florida 32399-2400

RECEIVED

JUL 10 2006

BUREAU OF AIR REGULATION

**Subject: CF Industries, Inc.
Plant City Phosphate Complex
Permit No. 0570005-017AV
"C" & "D" Sulfuric Acid Plant
Second Quarter 2006 SO2 CEM/Production Data**

Dear Ms. Vielhauer:

In accordance with Specific Condition, "Subsection B.20." contained in the facility Title V Air Permit No. 0570005-017 AV, enclosed is the Second Quarter 2006, SO₂ and Production Data from the "C" & "D" Sulfuric Acid Plants.

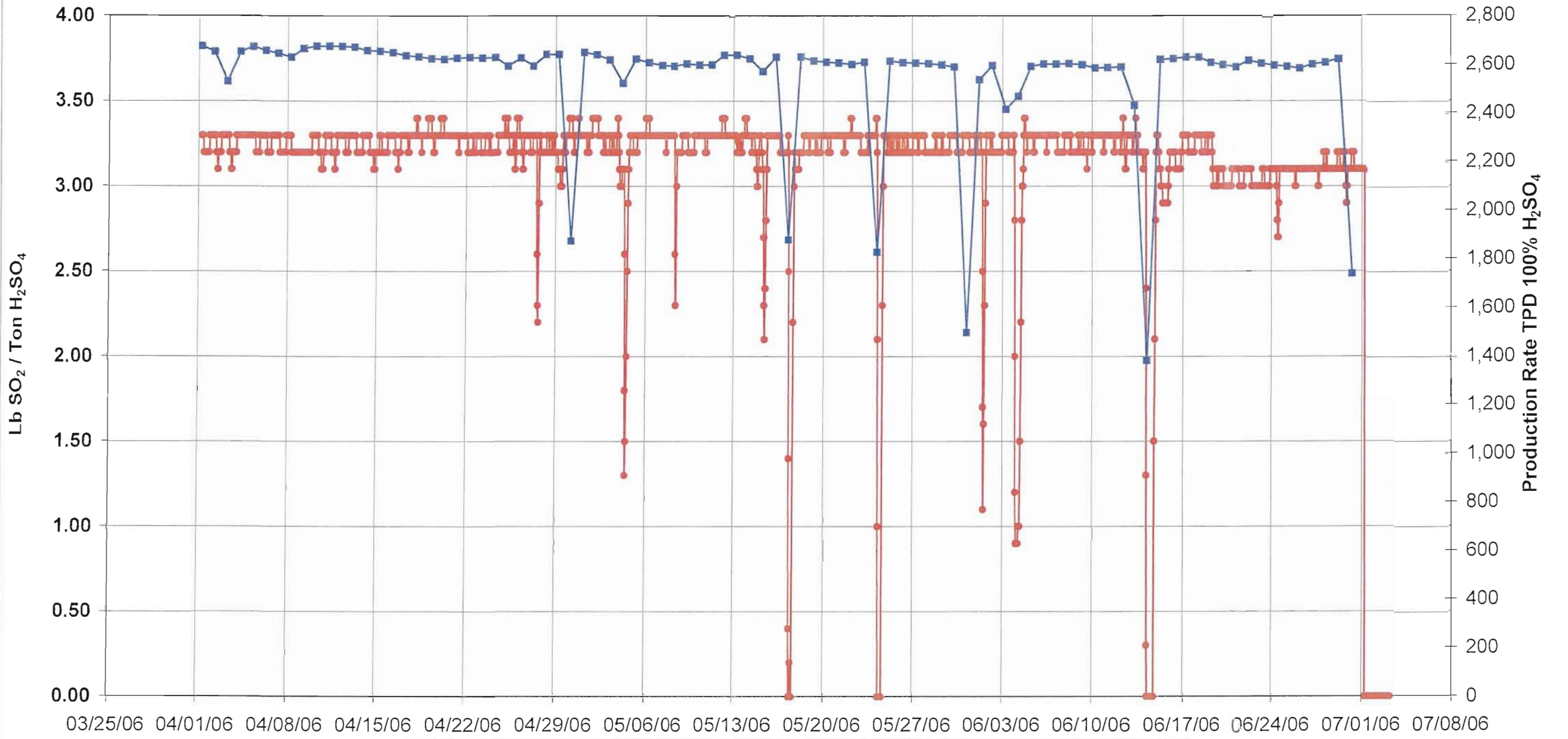
If you have any questions concerning this submittal please contact Michael Messina at (813) 364-5639.

Sincerely,

Thomas A. Edwards
Thomas A. Edwards
Superintendent, Environmental
Affairs

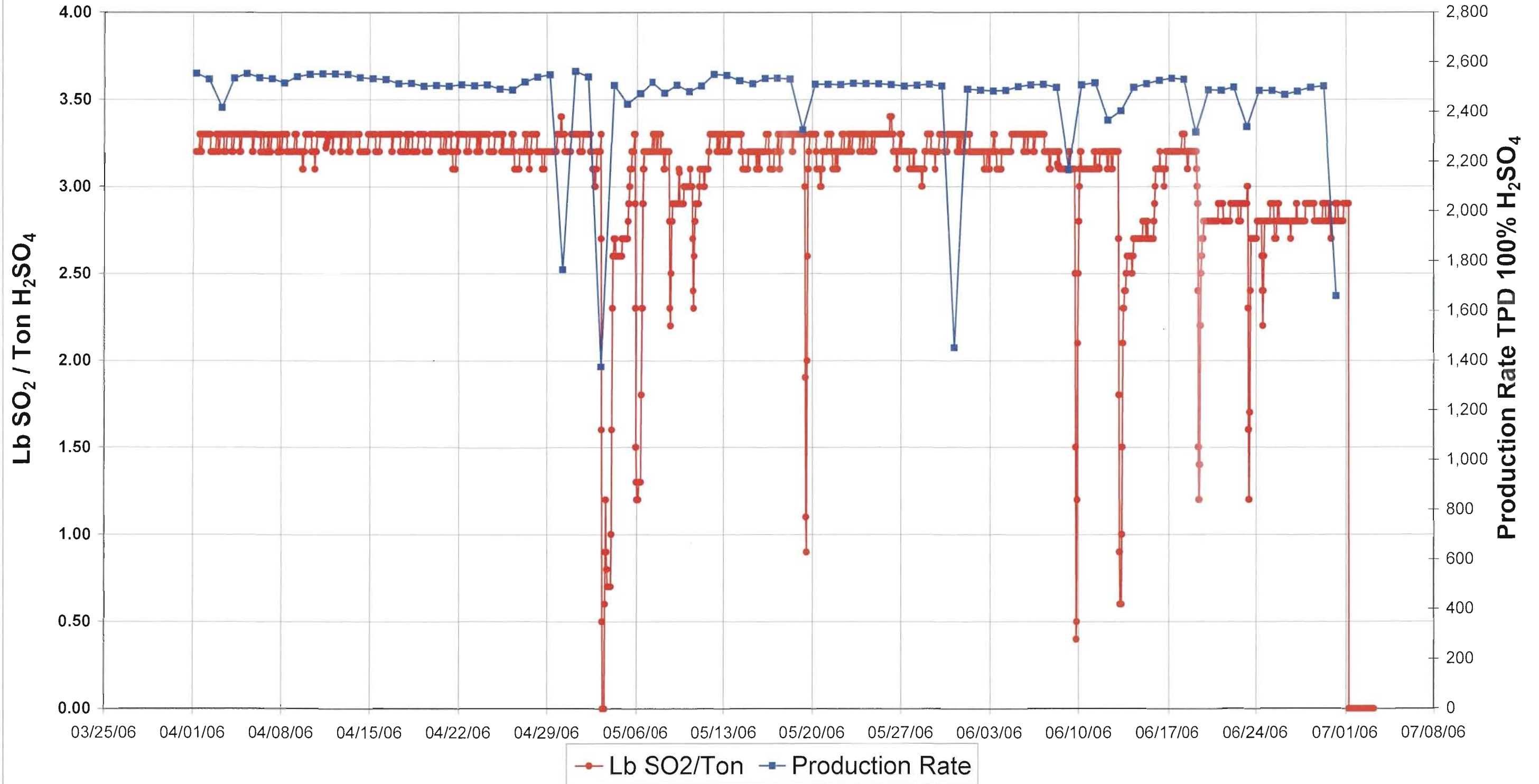
U:\2006C&DSecondQCEMProduction.doc
TAE/JMM/gem
CC: Joel Smolen/FDEP
Diana Lee/HCEPC
J. M. Messina

CF Industries Plant City Phosphate Complex
C-SAP Quarterly Report (2nd Quarter 2006) Hourly CEM Data - 3 Hr Rolling Avg



—●— Lb SO₂/Ton —■— Production Rate

CF Industries Plant City Phosphate Complex D-SAP Quarterly Report (2nd Quarter 2006) Hourly CEM Data - 3 Hr Rolling Avg



INSTRUMENT MAINTENANCE PROCEDURE
C&D SAP

39560-E

Page 1

ASSIGNED TO:

Bob VanOrman
Terrell Floyd
Tammy Quick

DATE:

APR. 6, 2006

EMISSION TEST GAS SPAN TEST
CRITICAL PM QUARTERLY (8 Hours)

PRIOR TO TEST, order the following concentrations of test gas.

3.5 % O₂; 5 % O₂; 10% % O₂, BALANCE NITROGEN

250 PPM SO₂; 550 PPM SO₂; 900 PPM SO₂ BALANCE NITROGEN

O₂ and SO₂ bottles to be tested should be in place with regulators and tubing hooked up to sample line to enable switching from one gas bottle to the next without disconnecting.

TEST PROCEDURE

1. Start test as you would an ordinary emissions span test in period 8 or 16 on the Ametek Analyzer. This test procedure MUST be done three (3) times and the results averaged.
 - a. Beginning with the lowest O₂ concentration test gas, open the valve. At period 18, the O₂ will start sampling.
 - b. Stop the timer at this point by arrowing down on analyzer display to "stop timer." Enter "5 "; enter password "2222." Allow the reading to stabilize for five (5) minutes.
 - c. Close the low O₂ gas valve and open the medium concentration O₂ gas valve and allow this reading to stabilize, again, at approximately five (5) minutes.
 - d. Close the medium O₂ gas valve and open the high concentration O₂ gas valve.
 - e. Start the analyzer timer, close the high O₂ valve when the sampling period ends.
 - f. Open the low concentration SO₂ valve. Sampling of SO₂ begins at period 20.
 - g. Stop the timer again for stabilization (5 minutes).
 - h. Close the low SO₂ valve and open the medium concentration SO₂ valve. Allow 5 minutes for stabilization.
 - i. Close the medium SO₂ valve and open the high concentration SO₂. Start timer, allow analyzer to time out.
 - j. Push Flush/Zero button to exit calibration mode.
2. At the WDPF console, open the SO₂/O₂ Trends. Right "click" on GROUPS, right "click" on DISPLAY. Left "click" on HISTORICAL TRENDS. Change Start/Stop time to cover test period time. Record stabilized reading results, test time and any other pertinent information in the SO₂ book and on the following page.

Approved By: Superintendent Environmental Affairs

Thomas Edwards 1/26/05

F:\doc\pm_ins\39560-E 1/26/05 Rev. 1 Approved By:

Tammy Quick GAO

Date:

1-26-05

INSTRUMENT MAINTENANCE PROCEDURE
C&D SAP

39560-E

Page 2

BEGIN TIME:
10:10 am
OXYGEN TEST 1

Requested Concentration Oxygen	Actual Concentration Oxygen	Yokogawa Analyzer Display	WDPF Reading
3.5%	3.52 %	3.38 %	3.409 %
5.0%	5.00 %	4.82 %	4.805 %
10.0%	10.00 %	9.79 %	9.772 %

OXYGEN TEST 2

Requested Concentration Oxygen	Actual Concentration Oxygen	Yokogawa Analyzer Display	WDPF Reading
3.5%	3.52 %	3.40 %	3.394 %
5.0%	5.00 %	4.81 %	4.805 %
10.0%	10.00 %	9.78 %	9.764 %

OXYGEN TEST 3

Requested Concentration Oxygen	Actual Concentration Oxygen	Yokogawa Analyzer Display	WDPF Reading
3.5%	3.52 %	3.38 %	3.363 %
5.0%	5.00 %	4.75 %	4.782 %
10.0%	10.00 %	9.73 %	9.703 %

End Time
11:55 am

INSTRUMENT MAINTENANCE PROCEDURE
C&D SAP

39560-E

Page 3

Begin Time
12:40 pm

SO2 TEST 1

Requested Concentration SO2	Actual Concentration SO2	Ametek Analyzer Display	WDPF Reading
250PPM	253 PPM	254.5 PPM	252.625 PPM
550PPM	532 PPM	533.7 PPM	527.893 PPM
900PPM	908 PPM	899.8 PPM	895.935 PPM

SO2 TEST 2

Requested Concentration SO2	Actual Concentration SO2	Ametek Analyzer Display	WDPF Reading
250PPM	253 PPM	256.9 PPM	258.423 PPM
550PPM	532 PPM	534.2 PPM	536.743 PPM
900PPM	908 PPM	902.7 PPM	903.259 PPM

SO2 TEST 3

END TIME:
14:05 pm

Requested Concentration SO2	Actual Concentration SO2	Ametek Analyzer Display	WDPF Reading
250PPM	253 PPM	259.3 PPM	261.169 PPM
550PPM	532 PPM	536.6 PPM	535.217 PPM
900PPM	908 PPM	902.7 PPM	898.376 PPM

INSTRUMENT MAINTENANCE PROCEDURE
C&D SAP

39560-E

Page 4

AVERAGES

Requested Concentration Oxygen	Actual Concentration Oxygen	Yokogawa Analyzer Display	WDPF Reading
3.5%	3.52%	3.386%	3.388%
5.0%	5.00%	4.793%	4.797%
10.0%	10.00%	9.766%	9.746%

Requested Concentration SO2	Actual Concentration SO2	Ametek Analyzer Display	WDPF Reading
250PPM	253 PPM	256.9 PPM	257.4 PPM
550PPM	532 PPM	534.8 PPM	533.3 PPM
900PPM	908 PPM	901.7 PPM	899.2 PPM

TEST GAS

Requested Concentrations	Actual Test Gas	Bottle Serial Number
3.5% Oxygen	3.52	CC 10398
5.0% Oxygen	5.00	CC 55137
10.0% Oxygen	10.00	CC 181782
250 PPM SO2	253	CC 128881
550 PPM SO2	532	CC 148444
900 PPM SO2	908	CC 175205

NOTES AND COMMENTS OF INSPECTION

System out of Service 10:10 am → 11:55 am O₂ Tests
System out of Service 12:40 pm → 14:05 pm SO₂ Tests

Completed By: Bob Jan Orman Date: Apr. 06, 2006
 (Mechanic's Signature)

Reviewed By: D.W. Pennington Date: 5-4-06
 (Supervisor's Signature)