




Department of Environmental Protection

Division of Air Resources Management

APPLICATION FOR AIR PERMIT - NON-TITLE V SOURCE

See Instructions for Form No. 62-210.900(3)



I. APPLICATION INFORMATION

Identification of Facility


1. Facility Owner/Company Name: Robbins Manufacturing Company	
2. Site Name: Robbins Sawmill	
3. Facility Identification Number: 1190011 <input type="checkbox"/> Unknown	
4. Facility Location: Street Address or Other Locator: 13904 State Road 471 City: Tarrytown County: Sumter Zip Code: 33597	
5. Relocatable Facility? <input type="checkbox"/> Yes <input checked="" type="checkbox"/> No	6. Existing Permitted Facility? <input checked="" type="checkbox"/> Yes <input type="checkbox"/> No

Application Contact

1. Name and Title of Application Contact: Frank Darabi, P.E.	
2. Application Contact Mailing Address: Organization/Firm: Darabi & Associates, Inc. Street Address: 730 NE Waldo Road, Building A City: Gainesville State: Florida Zip Code: 32641	
3. Application Contact Telephone Numbers: Telephone: (352) 376-6533 Fax: (352) 377-3166	

Application Processing Information (DEP Use)

1. Date of Receipt of Application:	
2. Permit Number:	



Robbins
MANUFACTURING COMPANY
TAMPA • ORLANDO • FT. MYERS

August 29, 2005

Mr. Jim McDonald
Division of Air Resource Management, Permitting Section
Florida Department of Environmental Protection
3804 Coconut Palm Drive
Tampa, FL 33619-8318



RE: Robbins Manufacturing Company, Sawmill
Tarrytown, Florida, Sumter County
Non-Title V Air Pollution Operations Permit
D&A No.: 04100-690-01-0100

Dear Mr. McDonald,

Please find enclosed four (2) copies of the application for Non-Title V Air Pollution Operations Permit for Robbins Manufacturing Company's (Robbins) Sawmill located in Tarrytown, Florida, Sumter County. Additionally, find enclosed payment to cover the application-processing fee.

If you have any further questions or concerns, please contact me at 971-3030 or jrobbins@robbinslumber.com.

Sincerely,

Robbins Manufacturing Company



Jerome G. Robbins, II

Enclosures: (3)

Purpose of Application

Air Operation Permit Application

This Application for Air Permit is submitted to obtain: (Check one)

- Initial non-Title V air operation permit for one or more existing, but previously unpermitted, emissions units.
- Initial non-Title V air operation permit for one or more newly constructed or modified emissions units.

Current construction permit number: 1190011-004-AC

- Non-Title V air operation permit revision to address one or more newly constructed or modified emissions units.

Current construction permit number: _____

Operation permit number to be revised: _____

- Initial non-Title V air operation permit under Rule 62-210.300(2)(b), F.A.C., for an existing facility seeking classification as a synthetic non-Title V source.

Current operation/construction permit number(s):

- Non-Title V air operation permit revision for a synthetic non-Title V source. Give reason for revision; e.g., to address one or more newly constructed or modified emissions units.

Operation permit number to be revised: _____

Reason for revision: _____

Air Construction Permit Application

This Application for Air Permit is submitted to obtain: (Check one)

- Air construction permit to construct or modify one or more emissions units.
- Air construction permit to make federally enforceable an assumed restriction on the potential emissions of one or more existing, permitted emissions units.
- Air construction permit for one or more existing, but unpermitted, emissions units.

Owner/Authorized Representative

1. Name and Title of Owner/Authorized Representative: Jerome G. Robbins, II, Vice President
2. Owner/Authorized Representative Mailing Address: Organization/Firm: Robbins Manufacturing Company Street Address: P.O. Box 17939 City: Tampa State: Florida Zip Code: 33682
3. Owner/Authorized Representative Telephone Numbers: Telephone: (813) 971-3030 Fax: (813)972-3980
4. Owner/Authorized Representative Statement: <i>I, the undersigned, am the owner or authorized representative* of the facility addressed in this application. I hereby certify, based on information and belief formed after reasonable inquiry, that the statements made in this application are true, accurate and complete and that, to the best of my knowledge, any estimates of emissions reported in this application are based upon reasonable techniques for calculating emissions. The air pollutant emissions units and air pollution control equipment described in this application will be operated and maintained so as to comply with all applicable standards for control of air pollutant emissions found in the statutes of the State of Florida and rules of the Department of Environmental Protection and revisions thereof. I understand that a permit, if granted by the Department, cannot be transferred without authorization from the Department, and I will promptly notify the Department upon sale or legal transfer of any permitted emissions unit.</i>  Signature _____ Date <u>8-25-05</u>

* Attach letter of authorization if not currently on file.

Professional Engineer Certification

1. Professional Engineer Name: Frank Darabi, P.E. Registration Number: 20385
2. Professional Engineer Mailing Address: Organization/Firm: Darabi & Associates, Inc. Street Address: 730 NE Waldo Road, Building A City: Gainesville State: Florida Zip Code: 32641
3. Professional Engineer Telephone Numbers: Telephone: (352) 376-6533 Fax: (352) 377-3166

4. Professional Engineer Statement:


I, the undersigned, hereby certify, except as particularly noted herein, that:*

(1) To the best of my knowledge, there is reasonable assurance that the air pollutant emissions unit(s) and the air pollution control equipment described in this Application for Air Permit, when properly operated and maintained, will comply with all applicable standards for control of air pollutant emissions found in the Florida Statutes and rules of the Department of Environmental Protection; and

(2) To the best of my knowledge, any emission estimates reported or relied on in this application are true, accurate, and complete and are either based upon reasonable techniques available for calculating emissions or, for emission estimates of hazardous air pollutants not regulated for an emissions unit addressed in this application, based solely upon the materials, information and calculations submitted with this application.

If the purpose of this application is to obtain an air construction permit for one or more proposed new or modified emissions units (check here [X], if so), I further certify that the engineering features of each such emissions unit described in this application have been designed or examined by me or individuals under my direct supervision and found to be in conformity with sound engineering principles applicable to the control of emissions of the air pollutants characterized in this application.

If the purpose of this application is to obtain an initial air operation permit or operation permit revision for one or more newly constructed or modified emissions units (check here [], if so), I further certify that, with the exception of any changes detailed as part of this application, each such emissions unit has been constructed or modified in substantial accordance with the information given in the corresponding application for air construction permit and with all provisions contained in such permit.



Signature

Date

8/16/05

* Attach any exception to certification statement.

Scope of Application

Emissions Unit ID	Description of Emissions Unit	Permit Type	Processing Fee
001	Abco Industries Boiler (west)	AO2B	\$1,000
002	Hurst Boiler (east)	AO2B	n/a, similar source as EU 001
003	Lumber Drying Kiln No. 1 (northeast)	AO2B	\$ 750
004	Lumber Drying Kiln No. 2 (southwest)	AO2B	n/a, similar source as EU 003
005	Sawdust Storage Silo	AO2B	\$ 750
006	Planer Shavings Storage Bin	AO2B	n/a, similar source as EU 005
006	Planer Shavings Storage Bin	AO2B ALMM	\$ 250

Application Processing Fee

Check one: Attached - Amount: \$ 2,750 Not Applicable

Construction/Modification Information

1. Description of Proposed Project or Alterations:

This application is to include the operation of Robbins Sawmill in Tarrytown, Florida. The facility is currently operating under Construction Permit 1190011-004-AC.

After a review of the facility's construction permit conditions and current production records, it was determined that the production rate of sawdust from the sawmill and shavings from the planer mill, as listed in the construction permit, needed revision.

The sawdust generation rate was originally estimated based on the sawdust being delivered to the storage silo from the sawmill. The weight of the sawdust was found to vary, based on the varying moisture content of the sawdust being generated. To better quantify the generation rate of sawdust, we have modified this section and now base our determination on the known weight of the sawdust being burned at Boiler No. 2 in a 24-hour period.

Based on actual production numbers (refer to Document No. 1190011_a1_0805, attached) the actual time to fill the planer mill shavings storage bin is one 10 hour shift (originally calculated as 24 hours). Therefore, the maximum amount of shavings that can be generated in a 24-hour period is calculated as 134.4 tons (see calculations below). The facility respectfully requests an increase in planer mill shavings production from 2.33 tons per hour to 5.60 tons per hour .

Calculations:

Given: 56 tons shavings per storage bin (10 hours to fill)

$$(56 \text{ tons/fill}) * (1 \text{ fill}/10\text{hrs}) = 5.6 \text{ tph}$$

$$(5.6 \text{ tph}) * (24 \text{ hr}) = 134.4 \text{ tpd}$$

Original estimation: (56 tpd)/24 hrs/d = 2.33 tph

New estimation: (134.4 tpd)/24hr/d = 5.60 tph

These modifications do not affect the emissions calculations of the sawdust storage silo or planer mill shavings storage bin (EU 005 and 006). The emission factor for each is based on hours of operations.

2. Projected or Actual Date of Commencement of Construction:

3. Projected Date of Completion of Construction:

Application Comment

II. FACILITY INFORMATION

A. GENERAL FACILITY INFORMATION

Facility Location and Type

1. Facility UTM Coordinates: Zone: 17 East (km): 396.70 North (km): 3158.89			
2. Facility Latitude/Longitude: Latitude (DD/MM/SS): Longitude (DD/MM/SS):			
3. Governmental Facility Code: 0	4. Facility Status Code: A	5. Facility Major Group SIC Code: 24	6. Facility SIC(s): 2421
7. Facility Comment (limit to 500 characters):			

Facility Contact

1. Name and Title of Facility Contact: Bruce Lee, Operations Manager			
2. Facility Contact Mailing Address: Organization/Firm: Robbins Manufacturing Company Street Address: 13904 State Road 471 City: Tarrytown State: Florida Zip Code: 33957			
3. Facility Contact Telephone Numbers: Telephone: (352) 568-3490 Fax: (352) 793-2025			

Facility Regulatory Classifications

Check all that apply:

1. <input type="checkbox"/> Small Business Stationary Source?	<input type="checkbox"/> Unknown
2. <input type="checkbox"/> Synthetic Non-Title V Source?	
3. <input type="checkbox"/> Synthetic Minor Source of Pollutants Other than HAPs?	
4. <input type="checkbox"/> Synthetic Minor Source of HAPs?	
5. <input checked="" type="checkbox"/> One or More Emissions Units Subject to NSPS?	
6. <input type="checkbox"/> One or More Emission Units Subject to NESHAP Recordkeeping or Reporting?	
7. Facility Regulatory Classifications Comment (limit to 200 characters):	

Rule Applicability Analysis

40 CFR 60, Subpart Dc 62-296.410, F.A.C.

B. FACILITY POLLUTANTS

List of Pollutants Emitted

1. Pollutant Emitted	2. Pollutant Classif.	3. Requested Emissions Cap		4. Basis for Emissions Cap	5. Pollutant Comment
		lb/hour	tons/year		
CO	NS				
NOx	NS				
SO2	NS				
PM	NS				
PM10	NS				
Pb	NS				
VOC	NS				
H095	NS				
H115	NS				

C. FACILITY SUPPLEMENTAL INFORMATION

Supplemental Requirements

1. Area Map Showing Facility Location: <input type="checkbox"/> Attached, Document ID: _____ <input type="checkbox"/> Not Applicable <input checked="" type="checkbox"/> Waiver Requested
2. Facility Plot Plan: <input type="checkbox"/> Attached, Document ID: _____ <input type="checkbox"/> Not Applicable <input checked="" type="checkbox"/> Waiver Requested
3. Process Flow Diagram(s): <input type="checkbox"/> Attached, Document ID: _____ <input type="checkbox"/> Not Applicable <input checked="" type="checkbox"/> Waiver Requested
4. Precautions to Prevent Emissions of Unconfined Particulate Matter: <input type="checkbox"/> Attached, Document ID: _____ <input type="checkbox"/> Not Applicable <input checked="" type="checkbox"/> Waiver Requested
5. Supplemental Information for Construction Permit Application: <input type="checkbox"/> Attached, Document ID: _____ <input checked="" type="checkbox"/> Not Applicable
6. Supplemental Requirements Comment: <p>Supplemental documentation previously submitted with construction permit. The information remains unchanged.</p> <p>Document No. 1190011_a1_0805 includes the following information:</p> <ul style="list-style-type: none"> • The daily amount of wood burned in each boiler (in lbs) for the month of June • The daily number of hours the boilers remained in operation for the month of June • The daily amount of lumber or poles dried in each kiln (in Mbf) for the month of June • The total number of lumber/poles (in Mbf) dried in the kilns for the most recent 12 months • The daily amount of wood processed in the Sawmill and Planer Mill (in Mbf) for the month of June • The total daily hours when the sawdust silo and Planer Mill Storage Bin were filled for the month of June • The daily average filling rate of the sawdust and planer shavings

Emissions Unit Control Equipment

<p>1. Control Equipment/Method Description (limit to 200 characters per device or method): Cyclone separator – manufactured by S & S Construction Company</p> <p>Design flow rate = 9,405 cfm Actual flow rate = 6,650 cfm</p>
<p>2. Control Device or Method Code(s): 075</p>

Emissions Unit Details

1. Package Unit:	Manufacturer: Abco Industries	Model Number:
2. Generator Nameplate Rating:	MW	
3. Incinerator Information:	Dwell Temperature:	°F
	Dwell Time:	seconds
	Incinerator Afterburner Temperature:	°F

Emissions Unit Operating Capacity and Schedule

1. Maximum Heat Input Rate: 13.1 mmBtu/hr	
2. Maximum Incineration Rate: 1,875 lbs wood waste burned per hour (1,875 lbs/hr)	
3. Maximum Process or Throughput Rate:	
4. Maximum Production Rate:	
5. Requested Maximum Operating Schedule:	
24 hours/day	7 days/week
52 weeks/year	8,760 hours/year
6. Operating Capacity/Schedule Comment (limit to 200 characters): Average heat input rating = 12.43 MMbtu/hr Average process throughput = 1,775 lb wood waste/hr	

B. EMISSION POINT (STACK/VENT) INFORMATION

Emission Point Description and Type

1. Identification of Point on Plot Plan or Flow Diagram? Boiler No. 1		2. Emission Point Type Code: 1	
3. Descriptions of Emission Points Comprising this Emissions Unit for VE Tracking (limit to 100 characters per point): Abco Industries Boiler			
4. ID Numbers or Descriptions of Emission Units with this Emission Point in Common:			
5. Discharge Type Code: V	6. Stack Height: 30-ft	7. Exit Diameter: 1.67-ft	
8. Exit Temperature: 450°F	9. Actual Volumetric Flow Rate: 6,650 acfm	10. Water Vapor: 14 %	
11. Maximum Dry Standard Flow Rate: 2,900 dscfm		12. Nonstack Emission Point Height: feet	
13. Emission Point UTM Coordinates: Zone: 17 East (km): 396.70 North (km): 3158.89			
14. Emission Point Comment (limit to 200 characters):			

C. SEGMENT (PROCESS/FUEL) INFORMATION

Segment Description and Rate: Segment 1 of 1

1. Segment Description (Process/Fuel Type) (limit to 500 characters): External Combustion Boilers; Industrial; Wood/Bark Waste; Wood-fired Boiler – Wet Wood (>= 20% moisture)		
2. Source Classification Code (SCC): 1-02-009-03	3. SCC Units: tons burned	
4. Maximum Hourly Rate: 0.94	5. Maximum Annual Rate: 8,212.5	6. Estimated Annual Activity Factor:
7. Maximum % Sulfur:	8. Maximum % Ash:	9. Million Btu per SCC Unit: 14
10. Segment Comment (limit to 200 characters): Maximum annual rate (tpy) = (1,875 lbs/hr) x (tons/2,000 lbs) x (8,760 hrs/yr) = 8,212.5 tpy Maximum hourly rate (tph) = (1,875 lbs/hr) x (tons/2,000 lb) = 0.94 tph MMbtu/SCC = (7,000 btu/lb) x (2,000 lb/ton) x (MMbtu/10⁶ btu) = 14 MMbtu/SCC		

Segment Description and Rate: Segment ____ of ____

1. Segment Description (Process/Fuel Type) (limit to 500 characters):		
2. Source Classification Code (SCC):	3. SCC Units:	
4. Maximum Hourly Rate:	5. Maximum Annual Rate:	6. Estimated Annual Activity Factor:
7. Maximum % Sulfur:	8. Maximum % Ash:	9. Million Btu per SCC Unit:
10. Segment Comment (limit to 200 characters):		

D. EMISSIONS UNIT POLLUTANT DETAIL INFORMATION**Potential Emissions**

1. Pollutant Emitted: CO		2. Pollutant Regulatory Code: NS	
3. Primary Control Device Code: 075	4. Secondary Control Device Code: 000	5. Total Percent Efficiency of Control:	
6. Potential Emissions: 7.86 lb/hour 34.4 tons/year		7. Synthetically Limited? [N]	
8. Emission Factor: 0.6 lb/MMbtu Reference: AP-42, Fifth Edition, Chapter 1, Section 1.6 Wood Residue Combustion in Boilers		9. Emissions Method Code: 3	
10. Calculation of Emissions (limit to 600 characters): Hourly CO emissions (pph) = (0.6 lb CO/MMbtu) x (13.1 MMbtu/hr) = 7.86 pph Annual CO emissions (tpy) = (0.6 lb CO/MMbtu) x (13.1 MMbtu/hr) x (8,760 hrs/yr) x (tons/2,000 lbs) = 34.4 tpy			
11. Pollutant Potential Emissions Comment (limit to 200 characters):			

Allowable Emissions Allowable Emissions _____ of _____

1. Basis for Allowable Emissions Code:	2. Future Effective Date of Allowable Emissions:
3. Requested Allowable Emissions and Units:	4. Equivalent Allowable Emissions: lb/hour tons/year
5. Method of Compliance (limit to 60 characters):	
6. Allowable Emissions Comment (Desc. of Operating Method) (limit to 200 characters):	

D. EMISSIONS UNIT POLLUTANT DETAIL INFORMATION**Potential Emissions**

1. Pollutant Emitted: NO_x		2. Pollutant Regulatory Code: NS	
3. Primary Control Device Code: 075	4. Secondary Control Device Code: 000	5. Total Percent Efficiency of Control:	
6. Potential Emissions: 2.88 lb/hour 12.6 tons/year		7. Synthetically Limited? [N]	
8. Emission Factor: 0.22 lb/MMbtu Reference: AP-42, Fifth Edition, Chapter 1, Section 1.6 Wood Residue Combustion in Boilers		9. Emissions Method Code: 3	
10. Calculation of Emissions (limit to 600 characters): <p style="text-align: center;">Hourly NO_x emissions (pph) = (0.22 lb NO_x/MMbtu) x (13.1 MMbtu/hr) = 2.88 pph</p> <p style="text-align: center;">Annual NO_x emissions (tpy) = (0.22 lb NO_x/MMbtu) x (13.1 MMbtu/hr) x (8,760 hrs/yr) x (tons/2,000 lbs) = 12.6 tpy</p>			
11. Pollutant Potential Emissions Comment (limit to 200 characters):			

Allowable Emissions Allowable Emissions _____ of _____

1. Basis for Allowable Emissions Code:	2. Future Effective Date of Allowable Emissions:
3. Requested Allowable Emissions and Units:	4. Equivalent Allowable Emissions: <div style="display: flex; justify-content: space-around;"> lb/hour tons/year </div>
5. Method of Compliance (limit to 60 characters):	
6. Allowable Emissions Comment (Desc. of Operating Method) (limit to 200 characters):	

D. EMISSIONS UNIT POLLUTANT DETAIL INFORMATION

Potential Emissions

1. Pollutant Emitted: SO2		2. Pollutant Regulatory Code: NS	
3. Primary Control Device Code: 075	4. Secondary Control Device Code: 000	5. Total Percent Efficiency of Control:	
6. Potential Emissions: 0.328 lb/hour 1.43 tons/year		7. Synthetically Limited? [N]	
8. Emission Factor: Reference: AP-42, Fifth Edition, Chapter 1, Section 1.6 Wood Residue Combustion in Boilers		9. Emissions Method Code: 3	
10. Calculation of Emissions (limit to 600 characters): Hourly SO2 emissions (pph) = (0.025 lb SO2/MMbtu) x (13.1 MMbtu/hr) = 0.328 pph Annual SO2 emissions (tpy) = (0.025 lb SO2/MMbtu) x (13.1 MMbtu/hr) x (8,760 hrs/yr) x (tons/2,000 lbs) = 1.43 tpy			
11. Pollutant Potential Emissions Comment (limit to 200 characters):			

Allowable Emissions Allowable Emissions _____ of _____

1. Basis for Allowable Emissions Code:	2. Future Effective Date of Allowable Emissions:
3. Requested Allowable Emissions and Units:	4. Equivalent Allowable Emissions: lb/hour tons/year
5. Method of Compliance (limit to 60 characters):	
6. Allowable Emissions Comment (Desc. of Operating Method) (limit to 200 characters):	

D. EMISSIONS UNIT POLLUTANT DETAIL INFORMATION

Potential Emissions

1. Pollutant Emitted: PM		2. Pollutant Regulatory Code: NS	
3. Primary Control Device Code: 075	4. Secondary Control Device Code: 000	5. Total Percent Efficiency of Control:	
6. Potential Emissions: 4.59 lb/hour 20.1 tons/year		7. Synthetically Limited? [N]	
8. Emission Factor: Reference: AP-42, Fifth Edition, Chapter 1, Section 1.6 Wood Residue Combustion in Boilers		9. Emissions Method Code: 3	
10. Calculation of Emissions (limit to 600 characters): Hourly PM emissions (pph) = (0.35 lb PM/MMbtu) x (13.1 MMbtu/hr) = 4.59 pph Annual PM emissions (tpy) = (0.35 lb PM/MMbtu) x (13.1 MMbtu/hr) x (8,760 hrs/yr) x (tons/2,000 lbs) = 20.1 tpy			
11. Pollutant Potential Emissions Comment (limit to 200 characters):			

Allowable Emissions Allowable Emissions _____ of _____

1. Basis for Allowable Emissions Code:	2. Future Effective Date of Allowable Emissions:
3. Requested Allowable Emissions and Units:	4. Equivalent Allowable Emissions: lb/hour tons/year
5. Method of Compliance (limit to 60 characters):	
6. Allowable Emissions Comment (Desc. of Operating Method) (limit to 200 characters):	

D. EMISSIONS UNIT POLLUTANT DETAIL INFORMATION

Potential Emissions

1. Pollutant Emitted: PM10		2. Pollutant Regulatory Code: NS	
3. Primary Control Device Code: 075	4. Secondary Control Device Code: 000	5. Total Percent Efficiency of Control:	
6. Potential Emissions: 4.19 lb/hour 18.4 tons/year		7. Synthetically Limited? [N]	
8. Emission Factor: Reference: AP-42, Fifth Edition, Chapter 1, Section 1.6 Wood Residue Combustion in Boilers		9. Emissions Method Code: 3	
10. Calculation of Emissions (limit to 600 characters): Hourly PM10 emissions (pph) = (0.32 lb PM10/MMbtu) x (13.1 MMbtu/hr) = 4.19 pph Annual PM10 emissions (tpy) = (0.32 lb PM10/MMbtu) x (13.1 MMbtu/hr) x (8,760 hrs/yr) x (tons/2,000 lbs) = 18.4 tpy			
11. Pollutant Potential Emissions Comment (limit to 200 characters):			

Allowable Emissions Allowable Emissions _____ of _____

1. Basis for Allowable Emissions Code:	2. Future Effective Date of Allowable Emissions:
3. Requested Allowable Emissions and Units:	4. Equivalent Allowable Emissions: lb/hour tons/year
5. Method of Compliance (limit to 60 characters):	
6. Allowable Emissions Comment (Desc. of Operating Method) (limit to 200 characters):	

D. EMISSIONS UNIT POLLUTANT DETAIL INFORMATION

Potential Emissions

1. Pollutant Emitted: VOC		2. Pollutant Regulatory Code: NS	
3. Primary Control Device Code: 075	4. Secondary Control Device Code: 000	5. Total Percent Efficiency of Control:	
6. Potential Emissions: 0.223 lb/hour 0.975 tons/year		7. Synthetically Limited? [N]	
8. Emission Factor: Reference: AP-42, Fifth Edition, Chapter 1, Section 1.6 Wood Residue Combustion in Boilers		9. Emissions Method Code: 3	
10. Calculation of Emissions (limit to 600 characters): $\text{Hourly VOC emissions (pph)} = (0.017 \text{ lb VOC/MMbtu}) \times (13.1 \text{ MMbtu/hr}) = 0.223 \text{ pph}$ $\text{Annual VOC emissions (tpy)} = (0.017 \text{ lb VOC/MMbtu}) \times (13.1 \text{ MMbtu/hr}) \times (8,760 \text{ hrs/yr}) \times (\text{tons}/2,000 \text{ lbs}) = 0.975 \text{ tpy}$			
11. Pollutant Potential Emissions Comment (limit to 200 characters):			

Allowable Emissions Allowable Emissions _____ of _____

1. Basis for Allowable Emissions Code:	2. Future Effective Date of Allowable Emissions:
3. Requested Allowable Emissions and Units:	4. Equivalent Allowable Emissions: lb/hour tons/year
5. Method of Compliance (limit to 60 characters):	
6. Allowable Emissions Comment (Desc. of Operating Method) (limit to 200 characters):	

D. EMISSIONS UNIT POLLUTANT DETAIL INFORMATION

Potential Emissions

1. Pollutant Emitted: Pb		2. Pollutant Regulatory Code: NS	
3. Primary Control Device Code: 075	4. Secondary Control Device Code: 000	5. Total Percent Efficiency of Control:	
6. Potential Emissions: 6.29E-4 lb/hour 2.75E-3 tons/year		7. Synthetically Limited? [N]	
8. Emission Factor: 4.8E-5 lb Pb/MMbtu Reference: AP-42, Fifth Edition, Chapter 1, Section 1.6 Wood Residue Combustion in Boilers		9. Emissions Method Code: 3	
10. Calculation of Emissions (limit to 600 characters): Hourly Pb emissions (pph) = (4.8E-5 lb Pb/MMbtu) x (13.1 MMbtu/hr) = 6.29E-4 pph Annual Pb emissions (tpy) = (4.8E-5 lb Pb/MMbtu) x (13.1 MMbtu/hr) x (8,760 hrs/yr) x (tons/2,000 lbs) = 2.75E-3 tpy			
11. Pollutant Potential Emissions Comment (limit to 200 characters):			

Allowable Emissions Allowable Emissions _____ of _____

1. Basis for Allowable Emissions Code:	2. Future Effective Date of Allowable Emissions:
3. Requested Allowable Emissions and Units:	4. Equivalent Allowable Emissions: lb/hour tons/year
5. Method of Compliance (limit to 60 characters):	
6. Allowable Emissions Comment (Desc. of Operating Method) (limit to 200 characters):	

E. VISIBLE EMISSIONS INFORMATION
(Only Emissions Units Subject to a VE Limitation)

Visible Emissions Limitation: Visible Emissions Limitation 1 of 1

1. Visible Emissions Subtype: VE20	2. Basis for Allowable Opacity: <input checked="" type="checkbox"/> Rule <input type="checkbox"/> Other
3. Requested Allowable Opacity: Normal Conditions: 20 % Exceptional Conditions: 40 % Maximum Period of Excess Opacity Allowed: 2 min/hour	
4. Method of Compliance: Method 9	
5. Visible Emissions Comment (limit to 200 characters): 	

F. CONTINUOUS MONITOR INFORMATION
(Only Emissions Units Subject to Continuous Monitoring)

Continuous Monitoring System: Continuous Monitor _____ of _____

1. Parameter Code:	2. Pollutant(s):
3. CMS Requirement:	<input type="checkbox"/> Rule <input type="checkbox"/> Other
4. Monitor Information: Manufacturer: Model Number:	Serial Number:
5. Installation Date:	6. Performance Specification Test Date:
7. Continuous Monitor Comment (limit to 200 characters): 	

G. EMISSIONS UNIT SUPPLEMENTAL INFORMATION

Supplemental Requirements

1. Process Flow Diagram <input type="checkbox"/> Attached, Document ID: _____ <input type="checkbox"/> Not Applicable <input checked="" type="checkbox"/> Waiver Requested
2. Fuel Analysis or Specification <input type="checkbox"/> Attached, Document ID: _____ <input type="checkbox"/> Not Applicable <input checked="" type="checkbox"/> Waiver Requested
3. Detailed Description of Control Equipment <input type="checkbox"/> Attached, Document ID: _____ <input type="checkbox"/> Not Applicable <input checked="" type="checkbox"/> Waiver Requested
4. Description of Stack Sampling Facilities <input type="checkbox"/> Attached, Document ID: _____ <input checked="" type="checkbox"/> Not Applicable <input type="checkbox"/> Waiver Requested
5. Compliance Test Report <input type="checkbox"/> Attached, Document ID: _____ <input type="checkbox"/> Previously submitted, Date: _____ <input checked="" type="checkbox"/> Not Applicable
6. Procedures for Startup and Shutdown <input type="checkbox"/> Attached, Document ID: _____ <input type="checkbox"/> Not Applicable <input checked="" type="checkbox"/> Waiver Requested
7. Operation and Maintenance Plan <input type="checkbox"/> Attached, Document ID: _____ <input type="checkbox"/> Not Applicable <input checked="" type="checkbox"/> Waiver Requested
8. Supplemental Information for Construction Permit Application <input type="checkbox"/> Attached, Document ID: _____ <input checked="" type="checkbox"/> Not Applicable
9. Other Information Required by Rule or Statute <input checked="" type="checkbox"/> Attached, Document ID: <u>1190011 a1 0805</u> <input type="checkbox"/> Not Applicable
10. Supplemental Requirements Comment: Supplemental documentation previously submitted with construction permit. The information remains unchanged. Document No. 1190011_a1_0805 includes the daily amount of wood burned in the boiler (in lbs) for the month of June. In addition, it includes the daily number of hours the boiler remained in operation for the month of June.

B. EMISSION POINT (STACK/VENT) INFORMATION

Emission Point Description and Type

1. Identification of Point on Plot Plan or Flow Diagram? Boiler No. 2		2. Emission Point Type Code: 1	
3. Descriptions of Emission Points Comprising this Emissions Unit for VE Tracking (limit to 100 characters per point): Hurst Boiler			
4. ID Numbers or Descriptions of Emission Units with this Emission Point in Common:			
5. Discharge Type Code: V	6. Stack Height: 30-ft	7. Exit Diameter: 1.67-ft	
8. Exit Temperature: 450°F	9. Actual Volumetric Flow Rate: 6,650 acfm	10. Water Vapor: 14 %	
11. Maximum Dry Standard Flow Rate: 2,900 dscfm		12. Nonstack Emission Point Height: feet	
13. Emission Point UTM Coordinates: Zone: 17 East (km): 396.70 North (km): 3158.89			
14. Emission Point Comment (limit to 200 characters):			

C. SEGMENT (PROCESS/FUEL) INFORMATION

Segment Description and Rate: Segment 1 of 1

1. Segment Description (Process/Fuel Type) (limit to 500 characters): External Combustion Boilers; Industrial; Wood/Bark Waste; Wood-fired Boiler – Wet Wood (>= 20% moisture)		
2. Source Classification Code (SCC): 1-02-009-03	3. SCC Units: tons burned	
4. Maximum Hourly Rate: 0.94	5. Maximum Annual Rate: 8,212.5	6. Estimated Annual Activity Factor:
7. Maximum % Sulfur:	8. Maximum % Ash:	9. Million Btu per SCC Unit: 14
10. Segment Comment (limit to 200 characters): Maximum annual rate (tpy) = (1,875 lbs/hr) x (tons/2,000 lbs) x (8,760 hrs/yr) = 8,212.5 tpy Maximum hourly rate (tph) = (1,875 lbs/hr) x (tons/2,000 lb) = 0.94 tph MMbtu/SCC = (7,000 btu/lb) x (2,000 lb/ton) x (MMbtu/10⁶ btu) = 14 MMbtu/SCC		

Segment Description and Rate: Segment _____ of _____

1. Segment Description (Process/Fuel Type) (limit to 500 characters):		
2. Source Classification Code (SCC):	3. SCC Units:	
4. Maximum Hourly Rate:	5. Maximum Annual Rate:	6. Estimated Annual Activity Factor:
7. Maximum % Sulfur:	8. Maximum % Ash:	9. Million Btu per SCC Unit:
10. Segment Comment (limit to 200 characters):		

D. EMISSIONS UNIT POLLUTANT DETAIL INFORMATION

Potential Emissions

1. Pollutant Emitted: CO		2. Pollutant Regulatory Code: NS	
3. Primary Control Device Code: 075	4. Secondary Control Device Code: 000	5. Total Percent Efficiency of Control:	
6. Potential Emissions: 7.86 lb/hour 34.4 tons/year		7. Synthetically Limited? [N]	
8. Emission Factor: 0.6 lb/MMbtu Reference: AP-42, Fifth Edition, Chapter 1, Section 1.6 Wood Residue Combustion in Boilers		9. Emissions Method Code: 3	
10. Calculation of Emissions (limit to 600 characters): $\text{Hourly CO emissions (pph)} = (0.6 \text{ lb CO/MMbtu}) \times (13.1 \text{ MMbtu/hr})$ $= 7.86 \text{ pph}$ $\text{Annual CO emissions (tpy)} = (0.6 \text{ lb CO/MMbtu}) \times (13.1 \text{ MMbtu/hr}) \times$ $(8,760 \text{ hrs/yr}) \times (\text{tons}/2,000 \text{ lbs})$ $= 34.4 \text{ tpy}$			
11. Pollutant Potential Emissions Comment (limit to 200 characters):			

Allowable Emissions Allowable Emissions _____ of _____

1. Basis for Allowable Emissions Code:	2. Future Effective Date of Allowable Emissions:
3. Requested Allowable Emissions and Units:	4. Equivalent Allowable Emissions: lb/hour tons/year
5. Method of Compliance (limit to 60 characters):	
6. Allowable Emissions Comment (Desc. of Operating Method) (limit to 200 characters):	

D. EMISSIONS UNIT POLLUTANT DETAIL INFORMATION

Potential Emissions

1. Pollutant Emitted: NOx		2. Pollutant Regulatory Code: NS	
3. Primary Control Device Code: 075	4. Secondary Control Device Code: 000	5. Total Percent Efficiency of Control:	
6. Potential Emissions: 2.88 lb/hour 12.6 tons/year		7. Synthetically Limited? [N]	
8. Emission Factor: 0.22 lb/MMbtu Reference: AP-42, Fifth Edition, Chapter 1, Section 1.6 Wood Residue Combustion in Boilers		9. Emissions Method Code: 3	
10. Calculation of Emissions (limit to 600 characters): <p style="text-align: center;">Hourly NOx emissions (pph) = (0.22 lb NOx/MMbtu) x (13.1 MMbtu/hr) = 2.88 pph</p> <p style="text-align: center;">Annual NOx emissions (tpy) = (0.22 lb NOx/MMbtu) x (13.1 MMbtu/hr) x (8,760 hrs/yr) x (tons/2,000 lbs) = 12.6 tpy</p>			
11. Pollutant Potential Emissions Comment (limit to 200 characters):			

Allowable Emissions Allowable Emissions _____ of _____

1. Basis for Allowable Emissions Code:	2. Future Effective Date of Allowable Emissions:
3. Requested Allowable Emissions and Units:	4. Equivalent Allowable Emissions: <p style="text-align: center;">lb/hour tons/year</p>
5. Method of Compliance (limit to 60 characters):	
6. Allowable Emissions Comment (Desc. of Operating Method) (limit to 200 characters):	

D. EMISSIONS UNIT POLLUTANT DETAIL INFORMATION

Potential Emissions

1. Pollutant Emitted: SO2		2. Pollutant Regulatory Code: NS	
3. Primary Control Device Code: 075	4. Secondary Control Device Code: 000	5. Total Percent Efficiency of Control:	
6. Potential Emissions: 0.328 lb/hour 1.43 tons/year		7. Synthetically Limited? [N]	
8. Emission Factor: Reference: AP-42, Fifth Edition, Chapter 1, Section 1.6 Wood Residue Combustion in Boilers		9. Emissions Method Code: 3	
10. Calculation of Emissions (limit to 600 characters): Hourly SO2 emissions (pph) = (0.025 lb SO2/MMbtu) x (13.1 MMbtu/hr) = 0.328 pph Annual SO2 emissions (tpy) = (0.025 lb SO2/MMbtu) x (13.1 MMbtu/hr) x (8,760 hrs/yr) x (tons/2,000 lbs) = 1.43 tpy			
11. Pollutant Potential Emissions Comment (limit to 200 characters):			

Allowable Emissions Allowable Emissions _____ of _____

1. Basis for Allowable Emissions Code:	2. Future Effective Date of Allowable Emissions:
3. Requested Allowable Emissions and Units:	4. Equivalent Allowable Emissions: lb/hour tons/year
5. Method of Compliance (limit to 60 characters):	
6. Allowable Emissions Comment (Desc. of Operating Method) (limit to 200 characters):	

D. EMISSIONS UNIT POLLUTANT DETAIL INFORMATION

Potential Emissions

1. Pollutant Emitted: PM		2. Pollutant Regulatory Code: NS	
3. Primary Control Device Code: 075	4. Secondary Control Device Code: 000	5. Total Percent Efficiency of Control:	
6. Potential Emissions: 4.59 lb/hour 20.1 tons/year		7. Synthetically Limited? [N]	
8. Emission Factor: Reference: AP-42, Fifth Edition, Chapter 1, Section 1.6 Wood Residue Combustion in Boilers		9. Emissions Method Code: 3	
10. Calculation of Emissions (limit to 600 characters): Hourly PM emissions (pph) = (0.35 lb PM/MMbtu) x (13.1 MMbtu/hr) = 4.59 pph Annual PM emissions (tpy) = (0.35 lb PM/MMbtu) x (13.1 MMbtu/hr) x (8,760 hrs/yr) x (tons/2,000 lbs) = 20.1 tpy			
11. Pollutant Potential Emissions Comment (limit to 200 characters):			

Allowable Emissions Allowable Emissions _____ of _____

1. Basis for Allowable Emissions Code:	2. Future Effective Date of Allowable Emissions:
3. Requested Allowable Emissions and Units:	4. Equivalent Allowable Emissions: lb/hour tons/year
5. Method of Compliance (limit to 60 characters):	
6. Allowable Emissions Comment (Desc. of Operating Method) (limit to 200 characters):	

D. EMISSIONS UNIT POLLUTANT DETAIL INFORMATION**Potential Emissions**

1. Pollutant Emitted: PM10		2. Pollutant Regulatory Code: NS	
3. Primary Control Device Code: 075	4. Secondary Control Device Code: 000	5. Total Percent Efficiency of Control:	
6. Potential Emissions: 4.19 lb/hour 18.4 tons/year		7. Synthetically Limited? [N]	
8. Emission Factor: Reference: AP-42, Fifth Edition, Chapter 1, Section 1.6 Wood Residue Combustion in Boilers		9. Emissions Method Code: 3	
10. Calculation of Emissions (limit to 600 characters): $\text{Hourly PM10 emissions (pph)} = (0.32 \text{ lb PM10/MMbtu}) \times (13.1 \text{ MMbtu/hr}) = 4.19 \text{ pph}$ $\text{Annual PM10 emissions (tpy)} = (0.32 \text{ lb PM10/MMbtu}) \times (13.1 \text{ MMbtu/hr}) \times (8,760 \text{ hrs/yr}) \times (\text{tons}/2,000 \text{ lbs}) = 18.4 \text{ tpy}$			
11. Pollutant Potential Emissions Comment (limit to 200 characters):			

Allowable Emissions Allowable Emissions _____ of _____

1. Basis for Allowable Emissions Code:	2. Future Effective Date of Allowable Emissions:
3. Requested Allowable Emissions and Units:	4. Equivalent Allowable Emissions: lb/hour tons/year
5. Method of Compliance (limit to 60 characters):	
6. Allowable Emissions Comment (Desc. of Operating Method) (limit to 200 characters):	

D. EMISSIONS UNIT POLLUTANT DETAIL INFORMATION

Potential Emissions

1. Pollutant Emitted: VOC		2. Pollutant Regulatory Code: NS	
3. Primary Control Device Code: 075	4. Secondary Control Device Code: 000		5. Total Percent Efficiency of Control:
6. Potential Emissions: 0.223 lb/hour 0.975 tons/year			7. Synthetically Limited? [N]
8. Emission Factor: Reference: AP-42, Fifth Edition, Chapter 1, Section 1.6 Wood Residue Combustion in Boilers			9. Emissions Method Code: 3
10. Calculation of Emissions (limit to 600 characters): $\text{Hourly VOC emissions (pph)} = (0.017 \text{ lb VOC/MMbtu}) \times (13.1 \text{ MMbtu/hr})$ $= 0.223 \text{ pph}$ $\text{Annual VOC emissions (tpy)} = (0.017 \text{ lb VOC/MMbtu}) \times (13.1 \text{ MMbtu/hr}) \times$ $(8,760 \text{ hrs/yr}) \times (\text{tons}/2,000 \text{ lbs})$ $= 0.975 \text{ tpy}$			
11. Pollutant Potential Emissions Comment (limit to 200 characters):			

Allowable Emissions Allowable Emissions _____ of _____

1. Basis for Allowable Emissions Code:		2. Future Effective Date of Allowable Emissions:	
3. Requested Allowable Emissions and Units:		4. Equivalent Allowable Emissions: lb/hour tons/year	
5. Method of Compliance (limit to 60 characters):			
6. Allowable Emissions Comment (Desc. of Operating Method) (limit to 200 characters):			

D. EMISSIONS UNIT POLLUTANT DETAIL INFORMATION

Potential Emissions

1. Pollutant Emitted: Pb		2. Pollutant Regulatory Code: NS
3. Primary Control Device Code: 075	4. Secondary Control Device Code: 000	5. Total Percent Efficiency of Control:
6. Potential Emissions: 6.29E-4 lb/hour 2.75E-3 tons/year		7. Synthetically Limited? [N]
8. Emission Factor: Reference: AP-42, Fifth Edition, Chapter 1, Section 1.6 Wood Residue Combustion in Boilers		9. Emissions Method Code: 3
10. Calculation of Emissions (limit to 600 characters): Hourly Pb emissions (pph) = (4.8E-5 lb Pb/MMbtu) x (13.1 MMbtu/hr) = 6.29E-4 pph Annual Pb emissions (tpy) = (4.8E-5 lb Pb/MMbtu) x (13.1 MMbtu/hr) x (8,760 hrs/yr) x (tons/2,000 lbs) = 2.75E-3 tpy		
11. Pollutant Potential Emissions Comment (limit to 200 characters):		

Allowable Emissions Allowable Emissions _____ of _____

1. Basis for Allowable Emissions Code:	2. Future Effective Date of Allowable Emissions:
3. Requested Allowable Emissions and Units:	4. Equivalent Allowable Emissions: lb/hour tons/year
5. Method of Compliance (limit to 60 characters):	
6. Allowable Emissions Comment (Desc. of Operating Method) (limit to 200 characters):	

**E. VISIBLE EMISSIONS INFORMATION
(Only Emissions Units Subject to a VE Limitation)**

Visible Emissions Limitation: Visible Emissions Limitation 1 of 1

1. Visible Emissions Subtype: VE20	2. Basis for Allowable Opacity: <input checked="" type="checkbox"/> Rule <input type="checkbox"/> Other
3. Requested Allowable Opacity: Normal Conditions: 20 % Exceptional Conditions: 40 % Maximum Period of Excess Opacity Allowed: 2 min/hour	
4. Method of Compliance: Method 9	
5. Visible Emissions Comment (limit to 200 characters):	

**F. CONTINUOUS MONITOR INFORMATION
(Only Emissions Units Subject to Continuous Monitoring)**

Continuous Monitoring System: Continuous Monitor ____ of ____

1. Parameter Code:	2. Pollutant(s):
3. CMS Requirement:	<input type="checkbox"/> Rule <input type="checkbox"/> Other
4. Monitor Information: Manufacturer: _____ Model Number: _____ Serial Number: _____	
5. Installation Date:	6. Performance Specification Test Date:
7. Continuous Monitor Comment (limit to 200 characters):	

G. EMISSIONS UNIT SUPPLEMENTAL INFORMATION

Supplemental Requirements

1. Process Flow Diagram <input type="checkbox"/> Attached, Document ID: _____ <input type="checkbox"/> Not Applicable <input checked="" type="checkbox"/> Waiver Requested
2. Fuel Analysis or Specification <input type="checkbox"/> Attached, Document ID: _____ <input type="checkbox"/> Not Applicable <input checked="" type="checkbox"/> Waiver Requested
3. Detailed Description of Control Equipment <input type="checkbox"/> Attached, Document ID: _____ <input type="checkbox"/> Not Applicable <input checked="" type="checkbox"/> Waiver Requested
4. Description of Stack Sampling Facilities <input type="checkbox"/> Attached, Document ID: _____ <input checked="" type="checkbox"/> Not Applicable <input type="checkbox"/> Waiver Requested
5. Compliance Test Report <input type="checkbox"/> Attached, Document ID: _____ <input type="checkbox"/> Previously submitted, Date: _____ <input checked="" type="checkbox"/> Not Applicable
6. Procedures for Startup and Shutdown <input type="checkbox"/> Attached, Document ID: _____ <input type="checkbox"/> Not Applicable <input checked="" type="checkbox"/> Waiver Requested
7. Operation and Maintenance Plan <input type="checkbox"/> Attached, Document ID: _____ <input type="checkbox"/> Not Applicable <input checked="" type="checkbox"/> Waiver Requested
8. Supplemental Information for Construction Permit Application <input type="checkbox"/> Attached, Document ID: _____ <input checked="" type="checkbox"/> Not Applicable
9. Other Information Required by Rule or Statute <input checked="" type="checkbox"/> Attached, Document ID: <u>1190011 a1 0805</u> <input type="checkbox"/> Not Applicable
10. Supplemental Requirements Comment: Supplemental documentation previously submitted with construction permit. The information remains unchanged. Document No. 1190011_a1_0805 includes the daily amount of wood burned in the boiler (in lbs) for the month of June. In addition, it includes the daily number of hours the boiler remained in operation for the month of June.

III. EMISSIONS UNIT INFORMATION

A separate Emissions Unit Information Section (including subsections A through G as required) must be completed for each emissions unit addressed in this Application for Air Permit. If submitting the application form in hard copy, indicate, in the space provided at the top of each page, the number of this Emissions Unit Information Section and the total number of Emissions Unit Information Sections submitted as part of this application.

A. GENERAL EMISSIONS UNIT INFORMATION

Emissions Unit Description and Status

1. Type of Emissions Unit Addressed in This Section: (Check one) <input checked="" type="checkbox"/> This Emissions Unit Information Section addresses, as a single emissions unit, a single process or production unit, or activity, which produces one or more air pollutants and which has at least one definable emission point (stack or vent). <input type="checkbox"/> This Emissions Unit Information Section addresses, as a single emissions unit, a group of process or production units and activities which has at least one definable emission point (stack or vent) but may also produce fugitive emissions. <input type="checkbox"/> This Emissions Unit Information Section addresses, as a single emissions unit, one or more process or production units and activities which produce fugitive emissions only.		
2. Description of Emissions Unit Addressed in This Section (limit to 60 characters): Indirect-fired Lumber Drying Kiln No. 1 (northeast)		
3. Emissions Unit Identification Number: EU 003 ID: [] No ID [] ID Unknown		
4. Emissions Unit Status Code: A	5. Initial Startup Date:	6. Emissions Unit Major Group SIC Code: 24
7. Emissions Unit Comment: (Limit to 500 Characters) 33-ft x 85-ft 18,000 Mbf lumber per year 300,000 cft poles per year		

Emissions Unit Control Equipment

1. Control Equipment/Method Description (limit to 200 characters per device or method):
2. Control Device or Method Code(s): 000

Emissions Unit Details

1. Package Unit: Manufacturer:	Model Number:
2. Generator Nameplate Rating:	MW
3. Incinerator Information:	
Dwell Temperature:	°F
Dwell Time:	seconds
Incinerator Afterburner Temperature:	°F

Emissions Unit Operating Capacity and Schedule

1. Maximum Heat Input Rate:	
2. Maximum Incineration Rate:	tons/day
3. Maximum Process or Throughput Rate:	
4. Maximum Production Rate: 21,600 Mbf/yr	
5. Requested Maximum Operating Schedule:	
24 hours/day	7 days/week
52 weeks/year	8,760 hours/year
6. Operating Capacity/Schedule Comment (limit to 200 characters):	
Maximum Production (Mbf/yr) = (18,000 Mbf lumber) + (300,000 cft poles/yr x 12 bf/1 cft x 1 Mbf/1,000 bf) = 21,600 Mbf/yr	

B. EMISSION POINT (STACK/VENT) INFORMATION

Emission Point Description and Type

1. Identification of Point on Plot Plan or Flow Diagram? Kiln No. 1		2. Emission Point Type Code: 3	
3. Descriptions of Emission Points Comprising this Emissions Unit for VE Tracking (limit to 100 characters per point): IF Drying Kiln No. 1			
4. ID Numbers or Descriptions of Emission Units with this Emission Point in Common:			
5. Discharge Type Code:	6. Stack Height:	7. Exit Diameter:	
8. Exit Temperature:	9. Actual Volumetric Flow Rate:	10. Water Vapor:	
11. Maximum Dry Standard Flow Rate:		12. Nonstack Emission Point Height: 25 feet	
13. Emission Point UTM Coordinates: Zone: 17 East (km): 396.70 North (km): 3158.89			
14. Emission Point Comment (limit to 200 characters):			

C. SEGMENT (PROCESS/FUEL) INFORMATION

Segment Description and Rate: Segment 1 of 1

1. Segment Description (Process/Fuel Type) (limit to 500 characters): Pulp and paper and wood products : sawmill operations : others not classified, kiln drying of lumber		
2. Source Classification Code (SCC): 3-07-008-098		3. SCC Units: Thousand board feet (Mbf)
4. Maximum Hourly Rate:	5. Maximum Annual Rate: 21,600 Mbf	6. Estimated Annual Activity Factor:
7. Maximum % Sulfur:	8. Maximum % Ash:	9. Million Btu per SCC Unit:
10. Segment Comment (limit to 200 characters): conversion from cubic feet of poles to board feet: 1cft poles = 12 bd ft $\begin{aligned} \text{Maximum Production (Mbf/yr)} &= (18,000 \text{ Mbf lumber}) + (300,000 \text{ cft poles/yr} \\ &\quad \times 12 \text{ bf/1 cft} \times 1 \text{ Mbf/1,000 bf}) \\ &= 21,600 \text{ Mbf/yr} \end{aligned}$		

Segment Description and Rate: Segment _____ of _____

1. Segment Description (Process/Fuel Type) (limit to 500 characters):		
2. Source Classification Code (SCC):		3. SCC Units:
4. Maximum Hourly Rate:	5. Maximum Annual Rate:	6. Estimated Annual Activity Factor:
7. Maximum % Sulfur:	8. Maximum % Ash:	9. Million Btu per SCC Unit:
10. Segment Comment (limit to 200 characters):		

D. EMISSIONS UNIT POLLUTANT DETAIL INFORMATION**Potential Emissions**

1. Pollutant Emitted: VOC		2. Pollutant Regulatory Code: NS	
3. Primary Control Device Code: 000	4. Secondary Control Device Code: 000	5. Total Percent Efficiency of Control:	
6. Potential Emissions: <div style="display: flex; justify-content: space-between; width: 100%;">lb/hour37.8 tons/year</div>		7. Synthetically Limited? [N]	
8. Emission Factor: 3.5 lb VOC/Mbf Reference: NCASI Technical Bulletin No. 845		9. Emissions Method Code: 5	
10. Calculation of Emissions (limit to 600 characters): Annual VOC emissions (tpy) = (3.5 lb VOC/Mbf) x (21,600 Mbf/yr) x (ton/2,000 lb) = 37.8 tpy			
11. Pollutant Potential Emissions Comment (limit to 200 characters):			

Allowable Emissions Allowable Emissions _____ of _____

1. Basis for Allowable Emissions Code:	2. Future Effective Date of Allowable Emissions:
3. Requested Allowable Emissions and Units:	4. Equivalent Allowable Emissions: <div style="display: flex; justify-content: space-between; width: 100%;">lb/hourtons/year</div>
5. Method of Compliance (limit to 60 characters):	
6. Allowable Emissions Comment (Desc. of Operating Method) (limit to 200 characters):	

D. EMISSIONS UNIT POLLUTANT DETAIL INFORMATION

Potential Emissions

1. Pollutant Emitted: H095		2. Pollutant Regulatory Code: NS	
3. Primary Control Device Code: 000	4. Secondary Control Device Code: 000	5. Total Percent Efficiency of Control:	
6. Potential Emissions: lb/hour 0.173 tons/year		7. Synthetically Limited? [N]	
8. Emission Factor: 0.016 lb H095/Mbf Reference: NCASI Technical Bulletin No. 845		9. Emissions Method Code: 5	
10. Calculation of Emissions (limit to 600 characters): $\text{Annual H095 emissions (tpy)} = (0.016 \text{ lb H095/Mbf}) \times (21,600 \text{ Mbf/yr})$ $\times (\text{ton}/2,000 \text{ lb})$ $= 0.173 \text{ tpy}$			
11. Pollutant Potential Emissions Comment (limit to 200 characters):			

Allowable Emissions Allowable Emissions _____ of _____

1. Basis for Allowable Emissions Code:	2. Future Effective Date of Allowable Emissions:
3. Requested Allowable Emissions and Units:	4. Equivalent Allowable Emissions: lb/hour tons/year
5. Method of Compliance (limit to 60 characters):	
6. Allowable Emissions Comment (Desc. of Operating Method) (limit to 200 characters):	

D. EMISSIONS UNIT POLLUTANT DETAIL INFORMATION

Potential Emissions

1. Pollutant Emitted: H115		2. Pollutant Regulatory Code: NS	
3. Primary Control Device Code: 000	4. Secondary Control Device Code: 000	5. Total Percent Efficiency of Control:	
6. Potential Emissions: lb/hour 2.16 tons/year		7. Synthetically Limited? [N]	
8. Emission Factor: 0.20 lb H115/Mbf Reference: NCASI Technical Bulletin No. 845		9. Emissions Method Code: 5	
10. Calculation of Emissions (limit to 600 characters): $\text{Annual H115 emissions (tpy)} = (0.20 \text{ lb H115/Mbf}) \times (21,600 \text{ Mbf/yr}) \times (\text{ton}/2,000 \text{ lb}) = 2.16 \text{ tpy}$			
11. Pollutant Potential Emissions Comment (limit to 200 characters):			

Allowable Emissions Allowable Emissions _____ of _____

1. Basis for Allowable Emissions Code:	2. Future Effective Date of Allowable Emissions:
3. Requested Allowable Emissions and Units:	4. Equivalent Allowable Emissions: lb/hour tons/year
5. Method of Compliance (limit to 60 characters):	
6. Allowable Emissions Comment (Desc. of Operating Method) (limit to 200 characters):	

E. VISIBLE EMISSIONS INFORMATION
(Only Emissions Units Subject to a VE Limitation)

Visible Emissions Limitation: Visible Emissions Limitation _____ of _____

1. Visible Emissions Subtype:	2. Basis for Allowable Opacity: [] Rule [] Other
3. Requested Allowable Opacity: Normal Conditions: % Exceptional Conditions: % Maximum Period of Excess Opacity Allowed:	
4. Method of Compliance:	
5. Visible Emissions Comment (limit to 200 characters):	

F. CONTINUOUS MONITOR INFORMATION
(Only Emissions Units Subject to Continuous Monitoring)

Continuous Monitoring System: Continuous Monitor _____ of _____

1. Parameter Code:	2. Pollutant(s):
3. CMS Requirement:	[] Rule [] Other
4. Monitor Information: Manufacturer: Model Number: Serial Number:	
5. Installation Date:	6. Performance Specification Test Date:
7. Continuous Monitor Comment (limit to 200 characters):	

G. EMISSIONS UNIT SUPPLEMENTAL INFORMATION

Supplemental Requirements

1. Process Flow Diagram [] Attached, Document ID: _____ [] Not Applicable [X] Waiver Requested
2. Fuel Analysis or Specification [] Attached, Document ID: _____ [] Not Applicable [X] Waiver Requested
3. Detailed Description of Control Equipment [] Attached, Document ID: _____ [] Not Applicable [X] Waiver Requested
4. Description of Stack Sampling Facilities [] Attached, Document ID: _____ [X] Not Applicable [] Waiver Requested
5. Compliance Test Report [] Attached, Document ID: _____ [] Previously submitted, Date: _____ [X] Not Applicable
6. Procedures for Startup and Shutdown [] Attached, Document ID: _____ [] Not Applicable [X] Waiver Requested
7. Operation and Maintenance Plan [] Attached, Document ID: _____ [] Not Applicable [X] Waiver Requested
8. Supplemental Information for Construction Permit Application [] Attached, Document ID: _____ [X] Not Applicable
9. Other Information Required by Rule or Statute [X] Attached, Document ID: <u>1190011 a1 0805</u> [] Not Applicable
10. Supplemental Requirements Comment: Supplemental documentation previously submitted with construction permit. The information remains unchanged. Document No. 1190011_a1_0805 includes the daily amount of lumber or poles dried in the kiln (in Mbf) for the month of June. In addition, it includes the total number of lumber/poles (in Mbf) dried in the kiln for the most recent 12 months.

III. EMISSIONS UNIT INFORMATION

A separate Emissions Unit Information Section (including subsections A through G as required) must be completed for each emissions unit addressed in this Application for Air Permit. If submitting the application form in hard copy, indicate, in the space provided at the top of each page, the number of this Emissions Unit Information Section and the total number of Emissions Unit Information Sections submitted as part of this application.

A. GENERAL EMISSIONS UNIT INFORMATION

Emissions Unit Description and Status

1. Type of Emissions Unit Addressed in This Section: (Check one)		
<input checked="checked" type="checkbox"/> This Emissions Unit Information Section addresses, as a single emissions unit, a single process or production unit, or activity, which produces one or more air pollutants and which has at least one definable emission point (stack or vent).		
<input type="checkbox"/> This Emissions Unit Information Section addresses, as a single emissions unit, a group of process or production units and activities which has at least one definable emission point (stack or vent) but may also produce fugitive emissions.		
<input type="checkbox"/> This Emissions Unit Information Section addresses, as a single emissions unit, one or more process or production units and activities which produce fugitive emissions only.		
2. Description of Emissions Unit Addressed in This Section (limit to 60 characters): Indirect-fired Lumber Drying Kiln No. 2 (southwest)		
3. Emissions Unit Identification Number: EU 004 <input type="checkbox"/> No ID ID: <input type="checkbox"/> ID Unknown		
4. Emissions Unit Status Code: C	5. Initial Startup Date: January 10, 2005	6. Emissions Unit Major Group SIC Code: 24
7. Emissions Unit Comment: (Limit to 500 Characters) 32-ft x 54-ft 24,000 Mbf lumber per year		

Emissions Unit Control Equipment

1. Control Equipment/Method Description (limit to 200 characters per device or method):
2. Control Device or Method Code(s): 000

Emissions Unit Details

1. Package Unit: Manufacturer:	Model Number:
2. Generator Nameplate Rating:	MW
3. Incinerator Information:	
Dwell Temperature:	°F
Dwell Time:	seconds
Incinerator Afterburner Temperature:	°F

Emissions Unit Operating Capacity and Schedule

1. Maximum Heat Input Rate:	
2. Maximum Incineration Rate:	tons/day
3. Maximum Process or Throughput Rate:	
4. Maximum Production Rate: 24,000 Mbf	
5. Requested Maximum Operating Schedule:	
24 hours/day	7 days/week
52 weeks/year	8,760 hours/year
6. Operating Capacity/Schedule Comment (limit to 200 characters):	

B. EMISSION POINT (STACK/VENT) INFORMATION

Emission Point Description and Type

1. Identification of Point on Plot Plan or Flow Diagram? Kiln No. 2		2. Emission Point Type Code: 3	
3. Descriptions of Emission Points Comprising this Emissions Unit for VE Tracking (limit to 100 characters per point): IF Drying Kiln No. 2			
4. ID Numbers or Descriptions of Emission Units with this Emission Point in Common:			
5. Discharge Type Code:	6. Stack Height:	7. Exit Diameter:	
8. Exit Temperature:	9. Actual Volumetric Flow Rate:	10. Water Vapor:	
11. Maximum Dry Standard Flow Rate:		12. Nonstack Emission Point Height: 28 feet	
13. Emission Point UTM Coordinates: Zone: 17 East (km): 396.70 North (km): 3158.89			
14. Emission Point Comment (limit to 200 characters):			

C. SEGMENT (PROCESS/FUEL) INFORMATION

Segment Description and Rate: Segment 1 of 1

1. Segment Description (Process/Fuel Type) (limit to 500 characters): Pulp and paper and wood products : sawmill operations : others not classified, kiln drying of lumber		
2. Source Classification Code (SCC): 3-07-008-098		3. SCC Units: Thousand board feet (Mbf)
4. Maximum Hourly Rate:	5. Maximum Annual Rate: 24,000	6. Estimated Annual Activity Factor:
7. Maximum % Sulfur:	8. Maximum % Ash:	9. Million Btu per SCC Unit:
10. Segment Comment (limit to 200 characters):		

Segment Description and Rate: Segment _____ of _____

1. Segment Description (Process/Fuel Type) (limit to 500 characters):		
2. Source Classification Code (SCC):		3. SCC Units:
4. Maximum Hourly Rate:	5. Maximum Annual Rate:	6. Estimated Annual Activity Factor:
7. Maximum % Sulfur:	8. Maximum % Ash:	9. Million Btu per SCC Unit:
10. Segment Comment (limit to 200 characters):		

D. EMISSIONS UNIT POLLUTANT DETAIL INFORMATION

Potential Emissions

1. Pollutant Emitted: VOC		2. Pollutant Regulatory Code: NS	
3. Primary Control Device Code: 000	4. Secondary Control Device Code: 000	5. Total Percent Efficiency of Control:	
6. Potential Emissions: lb/hour 42.0 tons/year		7. Synthetically Limited? [N]	
8. Emission Factor: 3.5 lb VOC/Mbf Reference: NCASI Technical Bulletin No. 845		9. Emissions Method Code: 5	
10. Calculation of Emissions (limit to 600 characters): - $\text{Annual VOC emissions (tpy)} = (3.5 \text{ lb VOC/Mbf}) \times (24,000 \text{ Mbf/yr}) \times (\text{ton}/2,000 \text{ lb})$ $= 42.0 \text{ tpy}$			
11. Pollutant Potential Emissions Comment (limit to 200 characters):			

Allowable Emissions Allowable Emissions _____ of _____

1. Basis for Allowable Emissions Code:	2. Future Effective Date of Allowable Emissions:
3. Requested Allowable Emissions and Units:	4. Equivalent Allowable Emissions: lb/hour tons/year
5. Method of Compliance (limit to 60 characters):	
6. Allowable Emissions Comment (Desc. of Operating Method) (limit to 200 characters):	

D. EMISSIONS UNIT POLLUTANT DETAIL INFORMATION

Potential Emissions

1. Pollutant Emitted: H095		2. Pollutant Regulatory Code: NS	
3. Primary Control Device Code: 000	4. Secondary Control Device Code: 000		5. Total Percent Efficiency of Control:
6. Potential Emissions: lb/hour 0.192 tons/year			7. Synthetically Limited? [N]
8. Emission Factor: 0.016 lb H095/Mbf Reference: NCASI Technical Bulletin No. 845			9. Emissions Method Code: 5
10. Calculation of Emissions (limit to 600 characters): $\text{Annual H095 emissions (tpy)} = (0.016 \text{ lb H095/Mbf}) \times (24,000 \text{ Mbf/yr})$ $\times (\text{ton}/2,000 \text{ lb})$ $= 0.192 \text{ tpy}$			
11. Pollutant Potential Emissions Comment (limit to 200 characters):			

Allowable Emissions Allowable Emissions _____ of _____

1. Basis for Allowable Emissions Code:	2. Future Effective Date of Allowable Emissions:		
3. Requested Allowable Emissions and Units:	4. Equivalent Allowable Emissions: lb/hour tons/year		
5. Method of Compliance (limit to 60 characters):			
6. Allowable Emissions Comment (Desc. of Operating Method) (limit to 200 characters):			

D. EMISSIONS UNIT POLLUTANT DETAIL INFORMATION**Potential Emissions**

1. Pollutant Emitted: H115		2. Pollutant Regulatory Code: NS	
3. Primary Control Device Code: 000	4. Secondary Control Device Code: 000	5. Total Percent Efficiency of Control:	
6. Potential Emissions: lb/hour 2.40 tons/year		7. Synthetically Limited? [N]	
8. Emission Factor: 0.20 lb H115/Mbf Reference: NCASI Technical Bulletin No. 845		9. Emissions Method Code: 5	
10. Calculation of Emissions (limit to 600 characters): Annual H115 emissions (tpy) = (0.20 lb H115/Mbf) x (24,000 Mbf/yr) x (ton/2,000 lb) = 2.40 tpy			
11. Pollutant Potential Emissions Comment (limit to 200 characters):			

Allowable Emissions Allowable Emissions _____ of _____

1. Basis for Allowable Emissions Code:	2. Future Effective Date of Allowable Emissions:
3. Requested Allowable Emissions and Units:	4. Equivalent Allowable Emissions: lb/hour tons/year
5. Method of Compliance (limit to 60 characters):	
6. Allowable Emissions Comment (Desc. of Operating Method) (limit to 200 characters):	

E. VISIBLE EMISSIONS INFORMATION
(Only Emissions Units Subject to a VE Limitation)

Visible Emissions Limitation: Visible Emissions Limitation _____ of _____

1. Visible Emissions Subtype:	2. Basis for Allowable Opacity: <input type="checkbox"/> Rule <input type="checkbox"/> Other
3. Requested Allowable Opacity: Normal Conditions: Exceptional Conditions: Maximum Period of Excess Opacity Allowed:	
4. Method of Compliance:	
5. Visible Emissions Comment (limit to 200 characters):	

F. CONTINUOUS MONITOR INFORMATION
(Only Emissions Units Subject to Continuous Monitoring)

Continuous Monitoring System: Continuous Monitor _____ of _____

1. Parameter Code:	2. Pollutant(s):
3. CMS Requirement:	<input type="checkbox"/> Rule <input type="checkbox"/> Other
4. Monitor Information: Manufacturer: Model Number:	Serial Number:
5. Installation Date:	6. Performance Specification Test Date:
7. Continuous Monitor Comment (limit to 200 characters):	

G. EMISSIONS UNIT SUPPLEMENTAL INFORMATION**Supplemental Requirements**

1. Process Flow Diagram [] Attached, Document ID: _____ [] Not Applicable [X] Waiver Requested
2. Fuel Analysis or Specification [] Attached, Document ID: _____ [] Not Applicable [X] Waiver Requested
3. Detailed Description of Control Equipment [] Attached, Document ID: _____ [] Not Applicable [X] Waiver Requested
4. Description of Stack Sampling Facilities [] Attached, Document ID: _____ [X] Not Applicable [] Waiver Requested
5. Compliance Test Report [] Attached, Document ID: _____ [] Previously submitted, Date: _____ [X] Not Applicable
6. Procedures for Startup and Shutdown [] Attached, Document ID: _____ [] Not Applicable [X] Waiver Requested
7. Operation and Maintenance Plan [] Attached, Document ID: _____ [] Not Applicable [X] Waiver Requested
8. Supplemental Information for Construction Permit Application [] Attached, Document ID: _____ [X] Not Applicable
9. Other Information Required by Rule or Statute [X] Attached, Document ID: <u>1190011 a1 0805</u> [] Not Applicable
10. Supplemental Requirements Comment: Supplemental documentation previously submitted with construction permit. The information remains unchanged. Document No. 1190011_a1_0805 includes the daily amount of lumber or poles dried in the kiln (in Mbf) for the month of June. In addition, it includes the total number of lumber/poles (in Mbf) dried in the kiln for the most recent 12 months.

III. EMISSIONS UNIT INFORMATION

A separate Emissions Unit Information Section (including subsections A through G as required) must be completed for each emissions unit addressed in this Application for Air Permit. If submitting the application form in hard copy, indicate, in the space provided at the top of each page, the number of this Emissions Unit Information Section and the total number of Emissions Unit Information Sections submitted as part of this application.

A. GENERAL EMISSIONS UNIT INFORMATION

Emissions Unit Description and Status

<p>1. Type of Emissions Unit Addressed in This Section: (Check one)</p> <p><input checked="" type="checkbox"/> This Emissions Unit Information Section addresses, as a single emissions unit, a single process or production unit, or activity, which produces one or more air pollutants and which has at least one definable emission point (stack or vent).</p> <p><input type="checkbox"/> This Emissions Unit Information Section addresses, as a single emissions unit, a group of process or production units and activities which has at least one definable emission point (stack or vent) but may also produce fugitive emissions.</p> <p><input type="checkbox"/> This Emissions Unit Information Section addresses, as a single emissions unit, one or more process or production units and activities which produce fugitive emissions only.</p>		
<p>2. Description of Emissions Unit Addressed in This Section (limit to 60 characters):</p> <p>Sawdust Storage Silo</p>		
<p>3. Emissions Unit Identification Number: EU 005</p> <p>ID:</p>		<p><input type="checkbox"/> No ID</p> <p><input type="checkbox"/> ID Unknown</p>
<p>4. Emissions Unit Status</p> <p>Code: A</p>	<p>5. Initial Startup Date:</p>	<p>6. Emissions Unit Major Group SIC Code: 24</p>
<p>7. Emissions Unit Comment: (Limit to 500 Characters)</p> <p>6-ft diameter, 24-ft height</p> <p>Sits atop the boilers' wood waste fuel storage silo</p>		

Emissions Unit Control Equipment

1. Control Equipment/Method Description (limit to 200 characters per device or method):
2. Control Device or Method Code(s): 075

Emissions Unit Details

1. Package Unit:	
Manufacturer:	Model Number:
2. Generator Nameplate Rating:	MW
3. Incinerator Information:	
Dwell Temperature:	°F
Dwell Time:	seconds
Incinerator Afterburner Temperature:	°F

Emissions Unit Operating Capacity and Schedule

1. Maximum Heat Input Rate:	
2. Maximum Incineration Rate: 22.5 tpd, 0.9375 tph sawdust used at the Boiler	
3. Maximum Process or Throughput Rate:	
4. Maximum Production Rate: 110 Mbf processed at the Sawmill	
5. Requested Maximum Operating Schedule:	
24 hours/day	7 days/week
52 weeks/year	8,760 hours/year
6. Operating Capacity/Schedule Comment (limit to 200 characters):	
According to actual production records for June, the Boiler requires a maximum of 45,000 lbs of sawdust per day (22.5tpd). The Sawmill is known to process a maximum of 110 Mbf per day while sawdust is being fed to the Boiler Storage Silo. The conversion factor from board feet processed to sawdust generated is calculated to be:	
(22.5 tons/day) x (day/110 Mbf) = 0.2 tons/Mbf	

B. EMISSION POINT (STACK/VENT) INFORMATION

Emission Point Description and Type

1. Identification of Point on Plot Plan or Flow Diagram? Boiler Silo Cyclone		2. Emission Point Type Code: 1	
3. Descriptions of Emission Points Comprising this Emissions Unit for VE Tracking (limit to 100 characters per point): Boiler Silo Cyclone			
4. ID Numbers or Descriptions of Emission Units with this Emission Point in Common:			
5. Discharge Type Code:	6. Stack Height:	7. Exit Diameter:	
8. Exit Temperature:	9. Actual Volumetric Flow Rate:	10. Water Vapor:	
11. Maximum Dry Standard Flow Rate:		12. Nonstack Emission Point Height: feet	
13. Emission Point UTM Coordinates: Zone: 17 East (km): 396.70 North (km): 3158.89			
14. Emission Point Comment (limit to 200 characters):			

C. SEGMENT (PROCESS/FUEL) INFORMATION

Segment Description and Rate: Segment 1 of 1

1. Segment Description (Process/Fuel Type) (limit to 500 characters): Pulp and paper and wood products : sawmill operations : other cyclones : exhaust		
2. Source Classification Code (SCC): 3-07-008-08		3. SCC Units: hours equipment operated
4. Maximum Hourly Rate:	5. Maximum Annual Rate: 8,760	6. Estimated Annual Activity Factor:
7. Maximum % Sulfur:	8. Maximum % Ash:	9. Million Btu per SCC Unit:
10. Segment Comment (limit to 200 characters):		

Segment Description and Rate: Segment ____ of ____

1. Segment Description (Process/Fuel Type) (limit to 500 characters):		
2. Source Classification Code (SCC):		3. SCC Units:
4. Maximum Hourly Rate:	5. Maximum Annual Rate:	6. Estimated Annual Activity Factor:
7. Maximum % Sulfur:	8. Maximum % Ash:	9. Million Btu per SCC Unit:
10. Segment Comment (limit to 200 characters):		

D. EMISSIONS UNIT POLLUTANT DETAIL INFORMATION

Potential Emissions

1. Pollutant Emitted: PM		2. Pollutant Regulatory Code: NS	
3. Primary Control Device Code: 075	4. Secondary Control Device Code: 000	5. Total Percent Efficiency of Control:	
6. Potential Emissions: 4.0 lb/hour 8.8 tons/year		7. Synthetically Limited? [N]	
8. Emission Factor: 2.0 lb PM/hr Reference: AP-42, Fourth Edition, Chapter 10, Section 10.4 Woodworking Waste Collection Operations		9. Emissions Method Code: 3	
10. Calculation of Emissions (limit to 600 characters): $\text{Hourly emissions (lbs/hr)} = (2.0 \text{ lb/hr}) \times (1 \text{ cyclone})$ $= 2.0 \text{ lb/hr}$ $\text{Annual Emissions (tons/yr)} = (2.0 \text{ lb/hr}) \times (8,760 \text{ hrs/yr}) \times (1 \text{ cyclone}) \times (\text{ton}/2,000 \text{ lb})$ $= 8.8 \text{ tpy}$			
11. Pollutant Potential Emissions Comment (limit to 200 characters):			

Allowable Emissions Allowable Emissions _____ of _____

1. Basis for Allowable Emissions Code:	2. Future Effective Date of Allowable Emissions:		
3. Requested Allowable Emissions and Units:	4. Equivalent Allowable Emissions: lb/hour tons/year		
5. Method of Compliance (limit to 60 characters):			
6. Allowable Emissions Comment (Desc. of Operating Method) (limit to 200 characters):			

G. EMISSIONS UNIT SUPPLEMENTAL INFORMATION

Supplemental Requirements

1. Process Flow Diagram <input type="checkbox"/> Attached, Document ID: _____ <input type="checkbox"/> Not Applicable <input checked="" type="checkbox"/> Waiver Requested
2. Fuel Analysis or Specification <input type="checkbox"/> Attached, Document ID: _____ <input type="checkbox"/> Not Applicable <input checked="" type="checkbox"/> Waiver Requested
3. Detailed Description of Control Equipment <input type="checkbox"/> Attached, Document ID: _____ <input type="checkbox"/> Not Applicable <input checked="" type="checkbox"/> Waiver Requested
4. Description of Stack Sampling Facilities <input type="checkbox"/> Attached, Document ID: _____ <input checked="" type="checkbox"/> Not Applicable <input type="checkbox"/> Waiver Requested
5. Compliance Test Report <input type="checkbox"/> Attached, Document ID: _____ <input type="checkbox"/> Previously submitted, Date: _____ <input checked="" type="checkbox"/> Not Applicable
6. Procedures for Startup and Shutdown <input type="checkbox"/> Attached, Document ID: _____ <input type="checkbox"/> Not Applicable <input checked="" type="checkbox"/> Waiver Requested
7. Operation and Maintenance Plan <input type="checkbox"/> Attached, Document ID: _____ <input type="checkbox"/> Not Applicable <input checked="" type="checkbox"/> Waiver Requested
8. Supplemental Information for Construction Permit Application <input type="checkbox"/> Attached, Document ID: _____ <input checked="" type="checkbox"/> Not Applicable
9. Other Information Required by Rule or Statute <input checked="" type="checkbox"/> Attached, Document ID: <u>1190011 a1 0805</u> <input type="checkbox"/> Not Applicable
10. Supplemental Requirements Comment: Supplemental documentation previously submitted with construction permit. The information remains unchanged. Document No. 1190011_a1_0805 includes the daily amount of wood processed in the sawmill (in Mbf) for the month of June. In addition, it includes the total daily hours when the sawdust silo was filled for the month of June, and the daily average filling rate of the sawdust.

III. EMISSIONS UNIT INFORMATION

A separate Emissions Unit Information Section (including subsections A through G as required) must be completed for each emissions unit addressed in this Application for Air Permit. If submitting the application form in hard copy, indicate, in the space provided at the top of each page, the number of this Emissions Unit Information Section and the total number of Emissions Unit Information Sections submitted as part of this application.

A. GENERAL EMISSIONS UNIT INFORMATION

Emissions Unit Description and Status

<p>1. Type of Emissions Unit Addressed in This Section: (Check one)</p> <p><input checked="" type="checkbox"/> This Emissions Unit Information Section addresses, as a single emissions unit, a single process or production unit, or activity, which produces one or more air pollutants and which has at least one definable emission point (stack or vent).</p> <p><input type="checkbox"/> This Emissions Unit Information Section addresses, as a single emissions unit, a group of process or production units and activities which has at least one definable emission point (stack or vent) but may also produce fugitive emissions.</p> <p><input type="checkbox"/> This Emissions Unit Information Section addresses, as a single emissions unit, one or more process or production units and activities which produce fugitive emissions only.</p>		
<p>2. Description of Emissions Unit Addressed in This Section (limit to 60 characters):</p> <p>Planer Shavings Storage Bin</p>		
<p>3. Emissions Unit Identification Number: EU 006</p> <p>ID:</p>		<p><input type="checkbox"/> No ID</p> <p><input type="checkbox"/> ID Unknown</p>
<p>4. Emissions Unit Status</p> <p>Code: A</p>	<p>5. Initial Startup Date:</p>	<p>6. Emissions Unit Major Group SIC Code: 24</p>
<p>7. Emissions Unit Comment: (Limit to 500 Characters)</p> <p><u>Planer Shavings Bin Cyclone</u> 8-ft diameter, 24-ft height Sits atop the shavings bin</p>		

Emissions Unit Control Equipment

1. Control Equipment/Method Description (limit to 200 characters per device or method):
2. Control Device or Method Code(s): 075

Emissions Unit Details

1. Package Unit: Manufacturer:	Model Number:
2. Generator Nameplate Rating:	MW
3. Incinerator Information: Dwell Temperature:	°F
Dwell Time:	seconds
Incinerator Afterburner Temperature:	°F

Emissions Unit Operating Capacity and Schedule

1. Maximum Heat Input Rate:	
2. Maximum Incineration Rate: tons/day	
3. Maximum Process or Throughput Rate: 134.4 tons per day, 5.60 tons per hour	
4. Maximum Production Rate:	
5. Requested Maximum Operating Schedule:	
24 hours/day	7 days/week
52 weeks/year	8,760 hours/year
6. Operating Capacity/Schedule Comment (limit to 200 characters): <p>From the records for the month of June, the Planer Mill is known to produce approximately 200 yards of shavings per storage bin. The weight of 100 yards of sawdust is 23 tons; therefore the rate of shavings produced is 56 tons per bin. The filling of the storage bin with shavings is accomplished in a 10-hour shift; therefore the filling rate is calculated as:</p> <p>(56 tons/fill) * (fill/10 hours) = 5.6 tph Maximum quantity generated in a 24-hr period = (5.6 tph) * (24hrs) = 134.4 tpd</p> <p>In addition, the Planer Mill is known to process 150 Mbf per day. A conversion factor from board feet processed to sawdust generated is calculated to be:</p> <p>(134.4 tons/day) x (day/150 Mbf) = 0.896 tons/Mbf</p>	

B. EMISSION POINT (STACK/VENT) INFORMATION

Emission Point Description and Type

1. Identification of Point on Plot Plan or Flow Diagram? Planer Shavings Bin Cyclone		2. Emission Point Type Code: 1	
3. Descriptions of Emission Points Comprising this Emissions Unit for VE Tracking (limit to 100 characters per point): Planer Shavings Bin Cyclone			
4. ID Numbers or Descriptions of Emission Units with this Emission Point in Common:			
5. Discharge Type Code:	6. Stack Height:	7. Exit Diameter:	
8. Exit Temperature:	9. Actual Volumetric Flow Rate:	10. Water Vapor:	
11. Maximum Dry Standard Flow Rate:		12. Nonstack Emission Point Height: feet	
13. Emission Point UTM Coordinates: Zone: 17 East (km): 396.70 North (km): 3158.89			
14. Emission Point Comment (limit to 200 characters):			

C. SEGMENT (PROCESS/FUEL) INFORMATION

Segment Description and Rate: Segment 1 of 1

1. Segment Description (Process/Fuel Type) (limit to 500 characters): Pulp and paper and wood products : sawmill operations : other cyclones : exhaust		
2. Source Classification Code (SCC): 3-07-008-08		3. SCC Units: hours equipment operated
4. Maximum Hourly Rate:	5. Maximum Annual Rate: 8,760	6. Estimated Annual Activity Factor:
7. Maximum % Sulfur:	8. Maximum % Ash:	9. Million Btu per SCC Unit:
10. Segment Comment (limit to 200 characters): Loading rate to the silo =		

Segment Description and Rate: Segment _____ of _____

1. Segment Description (Process/Fuel Type) (limit to 500 characters):		
2. Source Classification Code (SCC):		3. SCC Units:
4. Maximum Hourly Rate:	5. Maximum Annual Rate:	6. Estimated Annual Activity Factor:
7. Maximum % Sulfur:	8. Maximum % Ash:	9. Million Btu per SCC Unit:
10. Segment Comment (limit to 200 characters):		

D. EMISSIONS UNIT POLLUTANT DETAIL INFORMATION

Potential Emissions

1. Pollutant Emitted: PM		2. Pollutant Regulatory Code: NS	
3. Primary Control Device Code: 075	4. Secondary Control Device Code: 000	5. Total Percent Efficiency of Control:	
6. Potential Emissions: 4.0 lb/hour 8.8 tons/year		7. Synthetically Limited? [N]	
8. Emission Factor: 2.0 lb PM/hr Reference: AP-42, Fourth Edition, Chapter 10, Section 10.4 Woodworking Waste Collection Operations		9. Emissions Method Code: 3	
10. Calculation of Emissions (limit to 600 characters): $\text{Hourly emissions (lbs/hr)} = (2.0 \text{ lb/hr}) \times (1 \text{ cyclone})$ $= 2.0 \text{ lb/hr}$ $\text{Annual Emissions (tons/yr)} = (2.0 \text{ lb/hr}) \times (8,760 \text{ hrs/yr}) \times (1 \text{ cyclones}) \times (\text{ton}/2,000 \text{ lb})$ $= 8.8 \text{ tpy}$			
11. Pollutant Potential Emissions Comment (limit to 200 characters):			

Allowable Emissions Allowable Emissions _____ of _____

1. Basis for Allowable Emissions Code:	2. Future Effective Date of Allowable Emissions:
3. Requested Allowable Emissions and Units:	4. Equivalent Allowable Emissions: lb/hour tons/year
5. Method of Compliance (limit to 60 characters):	
6. Allowable Emissions Comment (Desc. of Operating Method) (limit to 200 characters):	

**E. VISIBLE EMISSIONS INFORMATION
(Only Emissions Units Subject to a VE Limitation)**

Visible Emissions Limitation: Visible Emissions Limitation _____ of _____

1. Visible Emissions Subtype:	2. Basis for Allowable Opacity: [] Rule [] Other
3. Requested Allowable Opacity: Normal Conditions: _____ Exceptional Conditions: _____ Maximum Period of Excess Opacity Allowed: _____	
4. Method of Compliance:	
5. Visible Emissions Comment (limit to 200 characters):	

**F. CONTINUOUS MONITOR INFORMATION
(Only Emissions Units Subject to Continuous Monitoring)**

Continuous Monitoring System: Continuous Monitor _____ of _____

1. Parameter Code:	2. Pollutant(s):
3. CMS Requirement:	[] Rule [] Other
4. Monitor Information: Manufacturer: _____ Model Number: _____ Serial Number: _____	
5. Installation Date:	6. Performance Specification Test Date:
7. Continuous Monitor Comment (limit to 200 characters):	

G. EMISSIONS UNIT SUPPLEMENTAL INFORMATION

Supplemental Requirements

1. Process Flow Diagram <input type="checkbox"/> Attached, Document ID: _____ <input type="checkbox"/> Not Applicable <input checked="" type="checkbox"/> Waiver Requested
2. Fuel Analysis or Specification <input type="checkbox"/> Attached, Document ID: _____ <input type="checkbox"/> Not Applicable <input checked="" type="checkbox"/> Waiver Requested
3. Detailed Description of Control Equipment <input type="checkbox"/> Attached, Document ID: _____ <input type="checkbox"/> Not Applicable <input checked="" type="checkbox"/> Waiver Requested
4. Description of Stack Sampling Facilities <input type="checkbox"/> Attached, Document ID: _____ <input checked="" type="checkbox"/> Not Applicable <input type="checkbox"/> Waiver Requested
5. Compliance Test Report <input type="checkbox"/> Attached, Document ID: _____ <input type="checkbox"/> Previously submitted, Date: _____ <input checked="" type="checkbox"/> Not Applicable
6. Procedures for Startup and Shutdown <input type="checkbox"/> Attached, Document ID: _____ <input type="checkbox"/> Not Applicable <input checked="" type="checkbox"/> Waiver Requested
7. Operation and Maintenance Plan <input type="checkbox"/> Attached, Document ID: _____ <input type="checkbox"/> Not Applicable <input checked="" type="checkbox"/> Waiver Requested
8. Supplemental Information for Construction Permit Application <input type="checkbox"/> Attached, Document ID: _____ <input checked="" type="checkbox"/> Not Applicable
9. Other Information Required by Rule or Statute <input checked="" type="checkbox"/> Attached, Document ID: <u>1190011 a1 0805</u> <input type="checkbox"/> Not Applicable
10. Supplemental Requirements Comment: <p>Supplemental documentation previously submitted with construction permit. The information remains unchanged.</p> <p>Document No. 1190011_a1_0805 includes the daily amount of wood processed in the planer mill (in Mbf) for the month of June. In addition, it includes the total daily hours when the planer shavings storage bin was filled for the month of June, and the daily average filling rate of the planer shavings.</p>

ATTACHMENT

Document No. 1190011_a1_0805

Jun-05

EMISSION UNIT NO. 006 PLANER SHAVINGS STORAGE BIN

Day	Schd.	Down Time	Run Time	Mbf Wood Produced	Mbf Wood/Sawdust transferred to Bin	tons/Mbf	Tons sent to Bin	Daily Avg.Tons/Hr Shavings sent to Bin
06/01/05	9.00	2.00	7.00	98.303	98.303	0.373	36.67	5.24
06/02/05	8.75	0.75	8.00	78.080	78.080	0.373	29.12	3.64
06/03/05	9.00	1.00	8.00	75.200	75.200	0.373	28.05	3.51
06/04/05	0.00	0.00	0.00	0.000	0.000	0.373	0.00	0.00
06/05/05	0.00	0.00	0.00	0.000	0.000	0.373	0.00	0.00
06/06/05	9.00	1.00	8.00	63.840	63.840	0.373	23.81	2.98
06/07/05	9.00	1.00	8.00	73.513	73.513	0.373	27.42	3.43
06/08/05	9.00	0.75	8.25	75.833	75.833	0.373	28.29	3.43
06/09/05	9.00	1.75	7.25	96.988	96.988	0.373	36.18	4.99
06/10/05	9.00	1.00	8.00	91.647	91.647	0.373	34.18	4.27
06/11/05	0.00	0.00	0.00	0.000	0.000	0.373	0.00	0.00
06/12/05	0.00	0.00	0.00	0.000	0.000	0.373	0.00	0.00
06/13/05	8.50	0.50	8.00	152.094	152.094	0.373	56.73	7.09
06/14/05	0.00	0.00	0.00	0.000	0.000	0.373	0.00	0.00
06/15/05	9.00	1.00	8.00	105.216	105.216	0.373	39.25	4.91
06/16/05	9.00	1.00	8.00	87.168	87.168	0.373	32.51	4.06
06/17/05	8.00	0.75	7.25	29.696	29.696	0.373	11.08	1.53
06/18/05	8.00	0.75	7.25	45.697	45.697	0.373	17.04	2.35
06/19/05	0.00	0.00	0.00	0.000	0.000	0.373	0.00	0.00
06/20/05	9.00	0.25	8.75	89.088	89.088	0.373	33.23	3.80
06/21/05	9.00	2.00	7.00	64.800	64.800	0.373	24.17	3.45
06/22/05	9.00	2.00	7.00	101.088	101.088	0.373	37.71	5.39
06/23/05	9.00	0.50	8.50	141.625	141.625	0.373	52.83	6.21
06/24/05	8.00	2.00	6.00	76.888	76.888	0.373	28.68	4.78
06/25/05	0.00	0.00	0.00	0.000	0.000	0.373	0.00	0.00
06/26/05	0.00	0.00	0.00	0.000	0.000	0.373	0.00	0.00
06/27/05	0.00	0.00	0.00	0.000	0.000	0.373	0.00	0.00
06/28/05	0.00	0.00	0.00	0.000	0.000	0.373	0.00	0.00
06/29/05	9.00	1.00	8.00	216.447	216.447	0.373	80.73	10.09
06/30/05	10.00	0.75	9.25	148.629	148.629	0.373	55.44	5.99
Totals	177.25	21.75	155.50	1911.84	1911.84		713.12	4.02

Jun-05

EMISSION UNIT NO. 005 SAWDUST STORAGE SILO

Day	Schd.	Down Time	Run Time	Mbf Wood Produced	Mbf Wood/Sawdust transferred to Silo	tons/Mbf	Tons sent to Silo	Daily Avg. Tons/Hr Sawdust sent to silo
06/01/05	10.00	0.80	9.20	66.148	22.049	0.542	11.95	1.30
06/02/05	10.00	1.00	9.00	78.842	26.281	0.542	14.24	1.58
06/03/05	10.00	0.50	9.50	91.551	30.517	0.542	16.54	1.74
06/04/05	0.00	0.00	0.00	0.000	0.000	0.542	0.00	0.00
06/05/05	0.00	0.00	0.00	0.000	0.000	0.542	0.00	0.00
06/06/05	10.00	1.00	9.00	97.937	32.646	0.542	17.69	1.97
06/07/05	10.00	0.00	10.00	80.305	26.768	0.542	14.51	1.45
06/08/05	10.00	1.47	8.53	69.579	23.193	0.542	12.57	1.47
06/09/05	9.00	0.50	8.50	92.258	30.753	0.542	16.67	1.96
06/10/05	9.00	0.42	8.58	81.987	27.329	0.542	14.81	1.73
06/11/05	0.00	0.00	0.00	0.000	0.000	0.542	0.00	0.00
06/12/05	0.00	0.00	0.00	0.000	0.000	0.542	0.00	0.00
06/13/05	10.00	0.50	9.50	90.315	30.105	0.542	16.32	1.72
06/14/05	9.00	0.37	8.63	72.642	24.214	0.542	13.12	1.52
06/15/05	9.00	1.42	7.58	65.761	21.920	0.542	11.88	1.57
06/16/05	8.00	0.50	7.50	78.266	26.089	0.542	14.14	1.89
06/17/05	8.00	0.51	7.49	78.122	26.041	0.542	14.11	1.88
06/18/05	0.00	0.00	0.00	0.000	0.000	0.542	0.00	0.00
06/19/05	0.00	0.00	0.00	0.000	0.000	0.542	0.00	0.00
06/20/05	10.00	0.15	9.85	108.396	36.132	0.542	19.58	1.99
06/21/05	10.00	1.22	8.78	85.507	28.502	0.542	15.45	1.76
06/22/05	10.00	0.48	9.52	99.189	33.063	0.542	17.92	1.88
06/23/05	10.00	0.34	9.66	100.883	33.628	0.542	18.23	1.89
06/24/05	10.00	1.45	8.55	85.541	28.514	0.542	15.45	1.81
06/25/05	0.00	0.00	0.00	0.000	0.000	0.542	0.00	0.00
06/26/05	0.00	0.00	0.00	0.000	0.000	0.542	0.00	0.00
06/27/05	10.00	1.16	8.84	92.973	30.991	0.542	16.80	1.90
06/28/05	10.00	0.34	9.66	100.795	33.598	0.542	18.21	1.89
06/29/05	9.00	0.20	8.80	96.741	32.247	0.542	17.48	1.99
06/30/05	8.00	0.27	7.73	87.469	29.156	0.542	15.80	2.04
Totals	209.00	14.60	194.40	1901.207	633.736		343.48	1.77

Robbins Sawmill Daily Boiler Fuel Usage

Jun-05

EMMISSION UNIT NO. 002 HURST BOILER

Boiler 2	Hrs. Combustible Fuel in Boiler			Auger Revolutions				Combustible Fuel Used		Daily Avg. Hourly Heat Input Rate (13.1)
	Day	Schd.	Down	Run	Beginning	Ending	Total		Lbs/Hr	Lbs/day
06/01/05	24.00	0.00	24.00	2814333	2825534	11201	4.00	1867	44,804	13.1
06/02/05	24.00	0.00	24.00	2825534	2836310	10776	4.00	1796	43,104	12.6
06/03/05	24.00	0.00	24.00	2836310	2847443	11133	4.00	1856	44,532	13.0
06/04/05	24.00	0.00	24.00	2847443	2858573	11130	4.00	1855	44,520	13.0
06/05/05	24.00	0.00	24.00	2858573	2869317	10744	4.00	1791	42,976	12.5
06/06/05	24.00	0.00	24.00	2869317	2879123	9806	4.00	1634	39,224	11.4
06/07/05	24.00	0.00	24.00	2879123	2888408	9285	4.00	1548	37,140	10.8
06/08/05	24.00	0.00	24.00	2888408	2897837	9429	4.00	1572	37,716	11.0
06/09/05	24.00	0.00	24.00	2897837	2908264	10427	4.00	1738	41,708	12.2
06/10/05	24.00	0.00	24.00	2908264	2919382	11118	4.00	1853	44,472	13.0
06/11/05	24.00	0.00	24.00	2919382	2929425	10043	4.00	1674	40,172	11.7
06/12/05	24.00	0.00	24.00	2929425	2940384	10959	4.00	1827	43,836	12.8
06/13/05	24.00	2.00	22.00	2940384	2946399	6015	4.00	1094	24,060	7.7
06/14/05	24.00	0.00	24.00	2946399	2951970	5571	4.00	929	22,284	6.5
06/15/05	24.00	0.00	24.00	2951970	2961196	9226	4.00	1538	36,904	10.8
06/16/05	24.00	0.00	24.00	2961196	2972297	11101	4.00	1850	44,404	13.0
06/17/05	24.00	0.00	24.00	2972297	2983327	11030	4.00	1838	44,120	12.9
06/18/05	24.00	0.00	24.00	2983327	2992033	8706	4.00	1451	34,824	10.2
06/19/05	24.00	0.00	24.00	2992033	2997746	5713	4.00	952	22,852	6.7
06/20/05	24.00	0.00	24.00	2997746	3007803	10057	4.00	1676	40,228	11.7
06/21/05	24.00	0.00	24.00	3007803	3018365	10562	4.00	1760	42,248	12.3
06/22/05	24.00	0.00	24.00	3018365	3025720	7355	4.00	1226	29,420	8.6
06/23/05	24.00	0.00	24.00	3025720	3036986	11266	4.00	1878	45,064	13.1
06/24/05	24.00	0.00	24.00	3036986	3041040	4054	4.00	676	16,216	4.7
06/25/05	24.00	0.00	24.00	3041040	3051855	10815	4.00	1803	43,260	12.6
06/26/05	24.00	0.00	24.00	3051855	3061468	9613	4.00	1602	38,452	11.2
06/27/05	24.00	0.00	24.00	3061468	3072468	11000	4.00	1833	44,000	12.8
06/28/05	24.00	0.00	24.00	3072468	3083667	11199	4.00	1867	44,796	13.1
06/29/05	24.00	0.00	24.00	3083667	3094786	11119	4.00	1853	44,476	13.0
06/30/05	24.00	0.00	24.00	3094786	3105988	11202	4.00	1867	44,808	13.1
Totals	720.00	2.00	718.00					1500	1,077,336	10.5

Robbins Sawmill Daily Boiler Fuel Usage

Jun-05

EMISSION UNIT NO. 001 ABCO BOILER

Boiler 1	Hrs. Combustible Fuel in Boiler			Auger Revolutions				Combustible Fuel Used		Daily Avg. Hourly Heat Input Rate (13.1)
	Day	Schd.	Down	Run	Beginning	Ending	Total	Lbs/Hr	Lbs/day	MMBTU/hr
06/01/05	24.00	0.00	24.00	48723	56812	8089	4.00	1348	32,356	9.4
06/02/05	24.00	0.00	24.00	56812	59191	2379	4.00	397	9,516	2.8
06/03/05	24.00	0.00	24.00	59191	65752	6561	4.00	1094	26,244	7.7
06/04/05	24.00	0.00	24.00	65752	71831	6079	4.00	1013	24,316	7.1
06/05/05	24.00	0.00	24.00	71831	78196	6365	4.00	1061	25,460	7.4
06/06/05	24.00	0.00	24.00	78196	81983	3787	4.00	631	15,148	4.4
06/07/05	24.00	0.00	24.00	81983	85925	3942	4.00	657	15,768	4.6
06/08/05	24.00	0.00	24.00	85925	92362	6437	4.00	1073	25,748	7.5
06/09/05	24.00	0.00	24.00	92362	96468	4106	4.00	684	16,424	4.8
06/10/05	24.00	0.00	24.00	96468	104566	8098	4.00	1350	32,392	9.4
06/11/05	24.00	0.00	24.00	104566	110776	6210	4.00	1035	24,840	7.2
06/12/05	24.00	0.00	24.00	110776	115916	5140	4.00	857	20,560	6.0
06/13/05	24.00	0.00	24.00	115916	120935	5019	4.00	837	20,076	5.9
06/14/05	24.00	0.00	24.00	120935	128130	7195	4.00	1199	28,780	8.4
06/15/05	24.00	0.00	24.00	128130	131459	3329	4.00	555	13,316	3.9
06/16/05	24.00	0.00	24.00	131459	137711	6252	4.00	1042	25,008	7.3
06/17/05	24.00	0.00	24.00	137711	141522	3811	4.00	635	15,244	4.4
06/18/05	24.00	0.00	24.00	141522	145714	4192	4.00	699	16,768	4.9
06/19/05	24.00	0.00	24.00	145714	148628	2914	4.00	486	11,656	3.4
06/20/05	24.00	0.00	24.00	148628	150641	2013	4.00	336	8,052	2.3
06/21/05	24.00	0.00	24.00	150641	156399	5758	4.00	960	23,032	6.7
06/22/05	24.00	0.00	24.00	156399	160329	3930	4.00	655	15,720	4.6
06/23/05	24.00	0.00	24.00	160329	165738	5409	4.00	902	21,636	6.3
06/24/05	24.00	0.00	24.00	165738	170122	4384	4.00	731	17,536	5.1
06/25/05	24.00	0.00	24.00	170122	174152	4030	4.00	672	16,120	4.7
06/26/05	24.00	0.00	24.00	174152	181351	7199	4.00	1200	28,796	8.4
06/27/05	24.00	0.00	24.00	181351	186799	5448	4.00	908	21,792	6.4
06/28/05	24.00	0.00	24.00	186799	191911	5112	4.00	852	20,448	6.0
06/29/05	24.00	0.00	24.00	191911	197703	5792	4.00	965	23,168	6.8
06/30/05	24.00	0.00	24.00	197703	203964	6261	4.00	1044	25,044	7.3
Totals	720.00	0.00	720.00					795	572,752	5.6

FINAL			
KILN 1 CHARGES JUNE 2005			
06/04/05	1100	POLES	6,631.80
06/06/05	1101	3 X 4 X 104	69,876
		7,764	
		2 X 4 X 8	57,008
		10,689	
		5/4 X 4 X 8	1,600
		480	
06/09/05	1102	POLES	6,529.40
06/12/05	1103	POLES	6,932.30
06/16/05	1104	POLES	6,690.30
06/19/05	1105	POLES	6,293.70
06/24/05	1106	POLES	6,744.30
06/27/05	1107	POLES	5,788.90
06/30/05	1108	POLES	6,971.90
			128,484
			52,582.60

FINAL

KILN 2 CHARGES JUNE 2005			
08/02/05	2119	2 X 4 X 8	52,032
		6,008	
		2 X 6 X 8	16,224
		2,029	
		5/4 X 6 X 8	38,456
		7,291	
08/03/05	2120	5/4 X 4 X 8	74,457
		22,297	
08/05/05	2121	5/4 X 8 X 8	39,390
		7,979	
		2 X 6 X 8	16,136
		2,017	
		5/4 X 4 X 8	22,277
		6,683	
08/06/05	2122	5/4 X 4 X 8	57,157
		17,147	
08/08/05	2123	2 X 4 X 8	36,619
		6,866	
		5/4 X 6 X 8	38,010
		7,602	
		2 X 6 X 8	10,112
		1,264	
08/10/05	2124	5/4 X 4 X 8	73,263
		21,976	
		2 X 6 X 8	4,024
		503	
		3 X 4 X 104	88,668
		9,852	
08/13/05	2125	2 X 6 X 8	12,184
		1,523	
		5/4 X 6 X 8	60,440
		12,088	
		5/4 X 4 X 8	31,877
		6,583	
08/14/05	2126	2 X 4 X 8	65,099
		12,206	
		5/4 X 6 X 8	2,995
		599	
		5/4 X 4 X 8	22,280
		6,676	
08/16/05	2127	2 X 4 X 8	66,408
		12,264	
		5/4 X 4 X 8	26,410
		7,623	
08/19/05	2128	6 X 6 X 8	94,848
		3,952	
08/20/05	2129	6 X 6 X 8	13,632
		668	
		2 X 6 X 8	19,968
		2,496	
		2 X 4 X 8	62,056
		11,636	
08/23/05	2130	5/4 X 4 X 8	11,163
		3,349	
		5/4 X 6 X 8	26,580
		5,116	
		2 X 4 X 8	49,029
		9,193	
08/24/05	2131	2 X 6 X 8	60,400
		7,550	
		5/4 X 4 X 8	6,367
		1,907	
		5/4 X 6 X 8	19,635
		3,827	
08/25/05	2132	2 X 4 X 8	96,507
		18,096	
08/27/05	2133	2 X 4 X 8	48,644
		9,177	
		2 X 6 X 8	49,064
		6,133	
08/28/05	2134	5/4 X 4 X 8	74,843
		22,453	
		5/4 X 6 X 8	1,520
		304	
08/29/05	2135	2 X 4 X 8	48,480
		9,090	
		2 X 6 X 8	48,680
		6,085	
			1,591,194