J.T. Walker INDUSTRIES, INC.

Metal Industries, Inc.
MI Home Products, Inc.
MI Metals, Inc.
Micon Packaging, Inc.
MI Nursery, Inc.
MI Plastics, Inc.
MI Transportation, Inc.
RiteScreen Co., Inc.
BetterBilt, Inc.
General Aluminum Corp.

March 11, 2002
Gerald Kissel, P.E., Air Permit Supervisor
FL Dept of Environmental Protection
Division of Air Resource Management
3804 Coconut Palm Drive
Tampa, Florida 33619-8318
Re: Air Permit 1190007-002AV

WORKING COPY

Dear Mr. Kissel,

Please find enclosed 3 copies of Application for Air Permit - Title V Source for Metal Industries' facility located at 400 West Walker Avenue, Bushnell, Florida 33513.

Metal Industries request the following corrections to existing permit 1190007-002AV as marked in red (refer to attachment C7). The alkaline immersion tank #6 and the fiber filter booth have been permanently removed from service:

a. Paint Line 1 consists of ovens, cleaning tanks, ***phosphate coating tank***, paint spray booths, and electrodeposition vats.

b. The products are processed by passing through ***5*** pretreatment tanks (2 of which are warmed with propane heaters), a dry off oven, 3 electrodeposition vats, 3 post rinse tanks, a dehydration oven, ***3*** touchup paint spray booths, and a bake oven prior to packaging/shipping.

c. Delete ***Pretreatment Tank No. 1 (alkaline immersion) w/heater 1.5*** → EU 016

d. Delete ***1 Touchup Paint Spray Booth fabricated by Metal Industries, Inc., rated at 9143 ACFM, and controlled by fiber filters.*** → EU 016

e. Change Water Heater to ***Washer Tank*** Heater → EU 017

f. Change propane to ***propane or natural gas*** → Facility.

g. Change main bake oven to ***bake oven*** → EU 017

h. Add ***J. T. Walker Industries, Inc. - parent company*** → Facility.

We appreciate your helpful assistance during the processing of our Air Permit Title V renewal. If there are any concerns, please phone me at 727 424-7501.

D.E.P.
MAR 29 2002
Southwest District Tampa

Sincerely,

Howard Loy

Howard Loy
Director of Chemical & Environmental Engineering

cc: Jay Poppleton
Steve Brush
Luis de Andino

Department of Environmental Protection

Division of Air Resources Management

D.E.P.
MAR 29 2002
Southwest District Tampa

APPLICATION FOR AIR PERMIT - TITLE V SOURCE

See Instructions for Form No. 62-210.900(1)

I. APPLICATION INFORMATION

Identification of Facility

1. Facility Owner/Company Name: Metal Industries, Inc. (J. T. Walker Industries, Inc. - parent company) → Add	
2. Site Name: Metal Industries, Inc. - Bushnell	
3. Facility Identification Number: 1190007	[ ] Unknown
4. Facility Location: Street Address or Other Locator: 400 West Walker Avenue City: Bushnell County: Sumter Zip Code: 33513	
5. Relocatable Facility? [ ] Yes [X] No	6. Existing Permitted Facility? [X] Yes [ ] No

Application Contact

1. Name and Title of Application Contact: Howard Loy - Director of Chemical & Environmental Engineering
2. Application Contact Mailing Address: P. O. Box 4490 Organization/Firm: J. T. Walker Industries, Inc. Street Address: P. O. Box 4490 City: Clearwater State: Florida Zip Code: 33758-4490
3. Application Contact Telephone Numbers: Telephone: (727)424-7501 Fax: (727)442-2007

Application Processing Information (DEP Use)

1. Date of Receipt of Application:	3/29/02
2. Permit Number:	1190007-003-AV (Renewal)
3. PSD Number (if applicable):	
4. Siting Number (if applicable):	

Purpose of Application

Air Operation Permit Application

This Application for Air Permit is submitted to obtain: (Check one)

[ ] Initial Title V air operation permit for an existing facility which is classified as a Title V source.

[ ] Initial Title V air operation permit for a facility which, upon start up of one or more newly constructed or modified emissions units addressed in this application, would become classified as a Title V source.

Current construction permit number:_____

[ ] Title V air operation permit revision to address one or more newly constructed or modified emissions units addressed in this application.

Current construction permit number:_____

Operation permit number to be revised:_____

[ ] Title V air operation permit revision or administrative correction to address one or more proposed new or modified emissions units and to be processed concurrently with the air construction permit application. (Also check Air Construction Permit Application below.)

Operation permit number to be revised/corrected:_____

[ ] Title V air operation permit revision for reasons other than construction or modification of an emissions unit. Give reason for the revision; e.g., to comply with a new applicable requirement or to request approval of an "Early Reductions" proposal.

Operation permit number to be revised:_____

Reason for revision:_____

[X] Title V air operation permit renewal
Operation permit to be renewed: 1190007-002AV

Air Construction Permit Application

This Application for Air Permit is submitted to obtain: (Check one)

[ ] Air construction permit to construct or modify one or more emissions units.

[ ] Air construction permit to make federally enforceable an assumed restriction on the potential emissions of one or more existing, permitted emissions units.

[ ] Air construction permit for one or more existing, but unpermitted, emissions units.

Owner/Authorized Representative or Responsible Official

1.	Name and Title of Owner/Authorized Representative or Responsible Official: Jay Poppleton - President
2.	Owner/Authorized Representative or Responsible Official Mailing Address: Organization/Firm: J. T. Walker Industries, Inc. Street Address: P. O. Box 4490 City: Clearwater State: Florida Zip Code: 33758-4490
3.	Owner/Authorized Representative or Responsible Official Telephone Numbers: Telephone: (727)461-0501 Fax: (727)442-2007
4.	Owner/Authorized Representative or Responsible Official Statement: *I, the undersigned, am the owner or authorized representative*(check here [ ], if so) or the responsible official (check here [X], if so) of the Title V source addressed in this application, whichever is applicable. I hereby certify, based on information and belief formed after reasonable inquiry, that the statements made in this application are true, accurate and complete and that, to the best of my knowledge, any estimates of emissions reported in this application are based upon reasonable techniques for calculating emissions. The air pollutant emissions units and air pollution control equipment described in this application will be operated and maintained so as to comply with all applicable standards for control of air pollutant emissions found in the statutes of the State of Florida and rules of the Department of Environmental Protection and revisions thereof. I understand that a permit, if granted by the Department, cannot be transferred without authorization from the Department, and I will promptly notify the Department upon sale or legal transfer of any permitted emissions unit.* Signature Date 3/11/02

* Attach letter of authorization if not currently on file.

Professional Engineer Certification

1.	Professional Engineer Name: Howard Loy Registration Number: 52018
2.	Professional Engineer Mailing Address: Organization/Firm: J. T. Walker Industries, Inc. Street Address: P. O. Box 4490 City: Clearwater State: Florida Zip Code: 33758-4490
3.	Professional Engineer Telephone Numbers: Telephone: (727)424-7501 Fax: (727)442-2007

4. Professional Engineer Statement:

I, the undersigned, hereby certify, except as particularly noted herein, that:*

(1) To the best of my knowledge, there is reasonable assurance that the air pollutant emissions unit(s) and the air pollution control equipment described in this Application for Air Permit, when properly operated and maintained, will comply with all applicable standards for control of air pollutant emissions found in the Florida Statutes and rules of the Department of Environmental Protection; and

(2) To the best of my knowledge, any emission estimates reported or relied on in this application are true, accurate, and complete and are either based upon reasonable techniques available for calculating emissions or, for emission estimates of hazardous air pollutants not regulated for an emissions unit addressed in this application, based solely upon the materials, information and calculations submitted with this application.

If the purpose of this application is to obtain a Title V source air operation permit (check here [X], if so), I further certify that each emissions unit described in this Application for Air Permit, when properly operated and maintained, will comply with the applicable requirements identified in this application to which the unit is subject, except those emissions units for which a compliance schedule is submitted with this application.

If the purpose of this application is to obtain an air construction permit for one or more proposed new or modified emissions units (check here [ ], if so), I further certify that the engineering features of each such emissions unit described in this application have been designed or examined by me or individuals under my direct supervision and found to be in conformity with sound engineering principles applicable to the control of emissions of the air pollutants characterized in this application.

If the purpose of this application is to obtain an initial air operation permit or operation permit revision for one or more newly constructed or modified emissions units (check here [ ], if so), I further certify that, with the exception of any changes detailed as part of this application, each such emissions unit has been constructed or modified in substantial accordance with the information given in the corresponding application for air construction permit and with all provisions contained in such permit.

Howard Foy
Signature

3/11/02
Date

(seal)

* Attach any exception to certification statement.

Scope of Application

Emissions Unit ID	Description of Emissions Unit	Permit Type	Processing Fee
016	Paint Line #1with Propane Drying Ovens/Tank Heaters	Title V Air Operation Permit Renewal	NA
017	Paint Line #2 with Propane Drying Ovens/Tank Heaters	Title V Air Operation Permit Renewal	NA

Application Processing Fee

Check one: [ ] Attached - Amount: $_____ [X] Not Applicable

Construction/Modification Information

1. Description of Proposed Project or Alterations: NA
2. Projected or Actual Date of Commencement of Construction:
3. Projected Date of Completion of Construction:

Application Comment

II. FACILITY INFORMATION

A. GENERAL FACILITY INFORMATION

Facility Location and Type

1. Facility UTM Coordinates: Zone: 17 East (km): 390.7 North (km): 3171.0			
2. Facility Latitude/Longitude: Latitude (DD/MM/SS): 28°40'53" North Longitude (DD/MM/SS): 82°07'06" West			
3. Governmental Facility Code: O	4. Facility Status Code: A	5. Facility Major Group SIC Code: 34	6. Facility SIC(s): 3446 ✓
7. Facility Comment (limit to 500 characters):			

Facility Contact

1. Name and Title of Facility Contact: Howard Loy - Director of Chemical & Environmental Engineering
2. Facility Contact Mailing Address: Organization/Firm: J. T. Walker Industries, Inc. Street Address: P. O. Box 4490 City: Clearwater State: Florida Zip Code: 33758-4490
3. Facility Contact Telephone Numbers: Telephone: (727)424-7501 Fax: (727)442-2007

Facility Regulatory Classifications

Check all that apply:

1. [ ] Small Business Stationary Source?	[ ] Unknown
2. [ ] Major Source of Pollutants Other than Hazardous Air Pollutants (HAPs)?	
3. [ ] Synthetic Minor Source of Pollutants Other than HAPs?	
4. [X] Major Source of Hazardous Air Pollutants (HAPs)?	
5. [ ] Synthetic Minor Source of HAPs?	
6. [ ] One or More Emissions Units Subject to NSPS?	
7. [ ] One or More Emission Units Subject to NESHAP?	
8. [ ] Title V Source by EPA Designation?	
9. Facility Regulatory Classifications Comment (limit to 200 characters):	

List of Applicable Regulations Federal & Local NA. Refer to State Rules below.

Federal & Local	NA
State	Refer to State Rules below
General Pollutant Emission Limiting Standards, Objectionable Odor Prohibited	Rule 62-296.320(2), F.A.C.
General Particulate Emission Limiting Standards. General VE Standards.	Rule 62-296.320(4)(b)1., F.A.C.
Exempt Emissions Units &/or Activities	Rule 62-213.440(1), 62-213.430(6), 62-4.040(1)(b), F.A.C.
General Pollutant Emission Limiting Standards. VOC Emissions or OS Emissions	Rule 62-296.320(1)(a), F.A.C.
Reasonable Precautions to Prevent Emissions of Unconfined Particulate Matter	Rule 62-296.320(4)(c)2., F.A.C.
Statement of Compliance/Recordkeeping & Reporting Requirements	Rule 62-4.070(3), 62-213.420(4), 62-213.440(3), F.A.C.
Special Compliance Tests	Rule 62-297.310(7)(b), F.A.C.
Title V Core List	Rule 62-4, 62-103, 62-204, 62-210, 62-213, 62-257, 62-281, 62-296, 62-297, F.A.C.

B. FACILITY POLLUTANTS

List of Pollutants Emitted

1. Pollutant Emitted	2. Pollutant Classif.	3. Requested Emissions Cap lb/hour	tons/year	4. Basis for Emissions Cap	5. Pollutant Comment
VOC	B	NA	NA	NA	NA
H096 Glycol Ethers	A	NA	NA	NA	NA
H186 Xylene	A	NA	NA	NA	NA
H085 Ethyl Benzene	A	NA	NA	NA	NA
H053 Cumene	A	NA	NA	NA	NA
H188 m-Xylenes	A	NA	NA	NA	NA
HAPS	A	NA	NA	NA	NA

C. FACILITY SUPPLEMENTAL INFORMATION

Supplemental Requirements

1. Area Map Showing Facility Location: [X] Attached, Document ID: C1 [ ] Not Applicable [ ] Waiver Requested
2. Facility Plot Plan: [X] Attached, Document ID: C2 [ ] Not Applicable [ ] Waiver Requested
3. Process Flow Diagram(s): [X] Attached, Document ID: C3 [ ] Not Applicable [ ] Waiver Requested
4. Precautions to Prevent Emissions of Unconfined Particulate Matter: [ ] Attached, Document ID:_____ [X] Not Applicable [ ] Waiver Requested
5. Fugitive Emissions Identification: [ ] Attached, Document ID:_____ [X] Not Applicable [ ] Waiver Requested
6. Supplemental Information for Construction Permit Application: [ ] Attached, Document ID:_____ [X] Not Applicable
7. Supplemental Requirements Comment: Document C7 Request following corrections to existing permit as marked in red. a. Paint Line 1 consists of ovens, cleaning tanks, ***phosphate coating tank***, paint spray booths, and electrodeposition vats. b. The products are processed by passing through ***5*** pretreatment tanks (2 of which are warmed with propane heaters), a dry off oven, 3 electrodeposition vats, 3 post rinse tanks, a dehydration oven, ***3*** touchup paint spray booths, and a bake oven prior to packaging/shipping. c. Delete ***Pretreatment Tank No. 1 (alkaline immersion) w/heater 1.5*** d. Delete ***1 Touchup Paint Spray Booth fabricated by Metal Industries, Inc., rated at 9143 ACFM, and controlled by fiber filters.*** e. Change Water Heater to ***Washer Tank*** Heater f. Change propane to ***propane or natural gas*** g. Change main bake oven to ***bake oven*** h. Add ***J. T. Walker Industries, Inc. -parent company***

Additional Supplemental Requirements for Title V Air Operation Permit Applications

8. List of Proposed Insignificant Activities: [X] Attached, Document ID: C8 [ ] Not Applicable
9. List of Equipment/Activities Regulated under Title VI: [X] Attached, Document ID: C9 [ ] Equipment/Activities On site but Not Required to be Individually Listed [ ] Not Applicable
10. Alternative Methods of Operation: [ ] Attached, Document ID:_____ [X] Not Applicable
11. Alternative Modes of Operation (Emissions Trading): [ ] Attached, Document ID:_____ [X] Not Applicable
12. Identification of Additional Applicable Requirements: [X] Attached, Document ID: C12 [ ] Not Applicable
13. Risk Management Plan Verification: [ ] Plan previously submitted to Chemical Emergency Preparedness and Prevention Office (CEPPO). Verification of submittal attached (Document ID:_____) or previously submitted to DEP (Date and DEP Office:_____) [ ] Plan to be submitted to CEPPO (Date required:_____) [X] Not Applicable
14. Compliance Report and Plan: [X] Attached, Document ID: C14 [ ] Not Applicable
15. Compliance Certification (Hard-copy Required): [X] Attached, Document ID: C15 [ ] Not Applicable

III. EMISSIONS UNIT INFORMATION

A separate Emissions Unit Information Section (including subsections A through J as required) must be completed for each emissions unit addressed in this Application for Air Permit. If submitting the application form in hard copy, indicate, in the space provided at the top of each page, the number of this Emissions Unit Information Section and the total number of Emissions Unit Information Sections submitted as part of this application.

A. GENERAL EMISSIONS UNIT INFORMATION
(All Emissions Units)

Emissions Unit Description and Status

1. Type of Emissions Unit Addressed in This Section: (Check one)

[ ] This Emissions Unit Information Section addresses, as a single emissions unit, a single process or production unit, or activity, which produces one or more air pollutants and which has at least one definable emission point (stack or vent).

[X] This Emissions Unit Information Section addresses, as a single emissions unit, a group of process or production units and activities which has at least one definable emission point (stack or vent) but may also produce fugitive emissions.

[ ] This Emissions Unit Information Section addresses, as a single emissions unit, one or more process or production units and activities which produce fugitive emissions only.

2. Regulated or Unregulated Emissions Unit? (Check one)

[X] The emissions unit addressed in this Emissions Unit Information Section is a regulated emissions unit.

[ ] The emissions unit addressed in this Emissions Unit Information Section is an unregulated emissions unit.

2. Description of Emissions Unit Addressed in This Section (limit to 60 characters):
Paint Line #1 with Propane Drying Oven/Tank Heaters and Fugitive Emissions.

4. Emissions Unit Identification Number:
ID: 016

[ ] No ID
[ ] ID Unknown

5. Emissions Unit Status Code: A	6. Initial Startup Date: 1985	7. Emissions Unit Major Group SIC Code: 34	8. Acid Rain Unit? [ ]

9. Emissions Unit Comment: (Limit to 500 Characters)
Paint Line with Propane Drying Ovens/Tank Heaters, and Fugitive Emissions is a single unit with multiple points since paint, fugitive solvents, and exhaust are emitted at various emission points.

Emissions Unit Information Section __1__ of __2__

Emissions Unit Control Equipment

1. Control Equipment/Method Description (Limit to 200 characters per device or method): Three Water Curtain Paint Booth Scrubbers.
2. Control Device or Method Code(s): 001

Emissions Unit Details

1. Package Unit: NA Manufacturer:	Model Number:	
2. Generator Nameplate Rating:	MW	
3. Incinerator Information: Dwell Temperature: Dwell Time: Incinerator Afterburner Temperature:		 °F seconds °F

B. EMISSIONS UNIT CAPACITY INFORMATION
(Regulated Emissions Units Only)

Emissions Unit Operating Capacity and Schedule

1. Maximum Heat Input Rate:		17.5 mmBtu/hr	
2. Maximum Incineration Rate:	NA	lb/hr	tons/day
3. Maximum Process or Throughput Rate: ~61,529 gallons paint + solvent/year			
4. Maximum Production Rate:	NA		
5. Requested Maximum Operating Schedule:			
	24 hours/day		6 days/week
	52 weeks/year		7488 hours/year

6. Operating Capacity/Schedule Comment (limit to 200 characters):
Maximum gallons/year of paint + solvent may vary due to different paints/solvents used.
Quantities of paint + solvent used will not exceed 84.9 tonsVOC/year.

Propane Combustion Source	Maximum Heat Input (mmBTU/hr)
#1 Dehydration Oven	2.5
#5 Dry Off Oven	2.0
#7 Pretreatment Cleaner Tank with heater	3.5
#8 Pretreatment Phosphate Coating Tank with heater	3.5
#9 Bake Oven	6.0
Total	17.5

#6 Alkaline Immersion Tank has been permanently taken out of service.

C. EMISSIONS UNIT REGULATIONS
(Regulated Emissions Units Only)

List of Applicable Regulations

Federal & Local	NA
State	
Essential Potential to Emit Parameters	Rule 62-210.200, 62-213.410, F.A.C.
Emission Limitations and Standards	Rule 62-4.070(3), F.A.C.
Test Methods and Procedures	Rule 62-297.310(7), 62-297.310(4)(a)2, 62-297.401(9)(a), 62-297.401(9)(c), 62-297.310(7)(a)9, 62-297.310(8), F.A.C.
Recordkeeping and Reporting Requirements	Rule 62-4.070(3), F.A.C.

D. EMISSION POINT (STACK/VENT) INFORMATION
(Regulated Emissions Units Only)

Emission Point Description and Type

1. Identification of Point on Plot Plan or Flow Diagram: 016	2. Emission Point Type Code: 3

2. Descriptions of Emission Points Comprising this Emissions Unit for VE Tracking (limit to 100 characters per point):
#1 Dehydration Oven heated with propane at a maximum of 2.5 mmBTU/hr and 1 stack.
#2 Three Spray Paint Booths with 3 water curtain scrubbers and 3 stacks.
#3 Three Electrodeposition Tanks with 2 stacks.
#5 Dryoff Oven heated with propane at a maximum of 2 mmBTU/hr and 1 stack.
#7 Cleaner Tank heated with propane at a maximum of 3.5 mmBTU/hr and 1 stack.
#8 Phosphate Coating Tank heated with propane at a maximum of 3.5 mmBTU/hr and 1 stack.
#9 Bake Oven heated with propane at a maximum of 6 mmBTU/hr and 1 stack.

4. ID Numbers or Descriptions of Emission Units with this Emission Point in Common: NA

5. Discharge Type Code: W (vertical stack with weather cap in exhaust)	6. Stack Height: feet refer to section 14	7. Exit Diameter: feet refer to section 14
8. Exit Temperature: °F refer to section 14	9. Actual Volumetric Flow Rate: acfm refer to section 14	10. Water Vapor: % refer to section 14
11. Maximum Dry Standard Flow Rate: dscfm refer to section 14	12. Nonstack Emission Point Height: feet refer to section 14	

13. Emission Point UTM Coordinates:

Zone: 17 East (km): 390.7 North (km): 3171.0

14. Emission Point Comment (limit to 200 characters):

	Stack Height ft	Exit Dia eq ft	Exit Temp °F	Actual Flow acfm	Water %	Dry Flow dscfm
#1	~35	~1.6	~100-250	no fan	~1-20	no fan
#2	~31-34	~3	~30-100	~17,500	~1-5	~15,750
#3	~28-35	~1.5	~30-100	no fan	~1-20	no fan
#5	~32	~1.3	~100-250	no fan	~1-20	no fan
#7	~30	~1.3	~100-250	no fan	~1-20	no fan
#8	~34	~1.3	~100-250	no fan	~1-20	no fan
#9	~31	~1.7	~100-250	no fan	~1-20	no fan

#2 has three stacks and #3 has two stacks.

Emissions Unit Information Section __1__ of __2__

E. SEGMENT (PROCESS/FUEL) INFORMATION
(All Emissions Units)

Segment Description and Rate: Segment __1__ of __2__

1. Segment Description (Process/Fuel Type) (limit to 500 characters): Propane heated ovens and tank heaters (emissions related to thousand gallons burned)		
2. Source Classification Code (SCC): 1-03-010-02	3. SCC Units: 1000 gallons burned	
4. Maximum Hourly Rate: 0.1934	5. Maximum Annual Rate: 1448	6. Estimated Annual Activity Factor: NA
7. Maximum % Sulfur: 0	8. Maximum % Ash: 0	9. Million Btu per SCC Unit: 90.5

10. Segment Comment (limit to 200 characters):

	maximum input mmBTU/hr
#1 Dehydration Oven	2.5
#5 Dryoff Oven	2.0
#7 Cleaner Tank Heater	3.5
#8 Phosphate Coating Tank Heater	3.5
#9 Bake Oven	6.0
Total	17.5

#6 immersion tank heater permanently removed (1.5 mmBtu/hr)

Maximum hourly rate = 17.5 mmBTU/hr ÷ 90.5 mmBTU/1000 gal = 0.1934 x 1000 gal/hr
Maximum annual rate = 0.1934 x 1000 gal/hr x 7488 hr/yr = 1448 x 1000 gal/yr

Segment Description and Rate: Segment __2__ of __2__

1. Segment Description (Process/Fuel Type) (limit to 500 characters): Paint + Solvent Usage in Paint Line		
2. Source Classification Code (SCC): 4-02-001-10	3. SCC Units: gallons used	
4. Maximum Hourly Rate: ~8.22	5. Maximum Annual Rate: ~61,529	6. Estimated Annual Activity Factor: NA
7. Maximum % Sulfur: NA	8. Maximum % Ash: NA	9. Million Btu per SCC Unit: NA

10. Segment Comment (limit to 200 characters):
Maximum hourly rate is based on weekly average.
Maximum gallons paint + solvent /year may vary due to different paints and solvent used.
Quantities of paint + solvent will not exceed 84.95 tonVOC/yr.
Max hourly rate = 61,529 gal/yr ÷ 7488 hr/yr = 8.22 gal/hr

F. EMISSIONS UNIT POLLUTANTS
(All Emissions Units)

1. Pollutant Emitted	2. Primary Control Device Code	3. Secondary Control Device Code	4. Pollutant Regulatory Code
VOC	NA	NA	EL
H096 Glycol Ethers	NA	NA	NS
H186 Xylene	NA	NA	NS
H085 Ethyl Benzene	NA	NA	NS
H053 Cumene	NA	NA	NS
H188 m-Xylenes	NA	NA	NS
HAPS	NA	NA	NS

Emissions Unit Information Section ___1___ **of** ___2___

Pollutant Detail Information Page ___1___ **of** ___1___

G. EMISSIONS UNIT POLLUTANT DETAIL INFORMATION
(Regulated Emissions Units -
Emissions-Limited and Preconstruction Review Pollutants Only)

Potential/Fugitive Emissions

1. Pollutant Emitted: VOC	2. Total Percent Efficiency of Control: NA
3. Potential Emissions: 22.78 lb/hour 85.3 tons/year	4. Synthetically Limited? [ ]
5. Range of Estimated Fugitive Emissions: [ ] 1 [X] 2 [ ] 3 ___0___ to ___1___ tons/year	
6. Emission Factor: refer to section 8 Reference: AP 42 Table & VOC Data Sheets	7. Emissions Method Code: 2, 3

8. Calculation of Emissions (limit to 600 characters):

AR210 Resin	30,000 gal/yr x 1.82 lbVOC/gal =	54,600 lbVOC/yr
AP274 White Paste	19,000 gal/yr x 2.91 lbVOC/gal =	55,290 lbVOC/yr
AP253 Brown Paste	2000 gal/yr x 3.83 lbVOC/gal =	7660 lbVOC/yr
Cellosolve	5000 gal/yr x 7.5 lbVOC/gal =	37,500 lbVOC/yr
White Paint	5000 gal/yr x 2.47 lbVOC/gal =	12,350 lbVOC/yr
Brown Paint	200 gal/yr x 2.45 lbVOC/gal =	490 lbVOC/yr
Aluminum Paint	39 gal/yr x 2.62 lbVOC/gal =	102 lbVOC/yr
Black Paint	40 gal/yr x 2.32 lbVOC/gal =	93 lbVOC/yr
Xylene	250 gal/yr x 7.26 lbVOC/gal =	1815 lbVOC/yr
Paints + Solvents	61,529 gal/yr	169,900 lbVOC/yr = 84.95 tonVOC/yr

Propane 1,448,000 gal/yr x 0.0005 lbVOC/gal = 724 lbVOC/yr
Annual Total = (169,900 + 724 lbVOC/yr) ÷ 2000 lb/ton = 85.3 tonVOC/yr
Hourly Total = 85.3 tonVOC/yr x 2000 lb/ton ÷ 7488 hr/yr = 22.78 lbVOC/hr

9. Pollutant Potential/Fugitive Emissions Comment (limit to 200 characters):
Maximum lbVOC/hr is based on weekly average.
Different paints and solvents maybe used at a rate not to exceed 84.95 tonVOC/yr or 22.69 lbVOC/hr = 169,900 lbVOC ÷ 7488 hr/yr

Allowable Emissions Allowable Emissions ___1___ of ___1___

1. Basis for Allowable Emissions Code: ESCPD	2. Future Effective Date of Allowable Emissions: NA
3. Requested Allowable Emissions and Units: NA	4. Equivalent Allowable Emissions: 22.78 lb/hour 85.3 tons/year
5. Method of Compliance (limit to 60 characters): Daily paint/solvent usage log & annual VE testing	
6. Allowable Emissions Comment (Desc. of Operating Method) (limit to 200 characters): NA	

H. VISIBLE EMISSIONS INFORMATION
(Only Regulated Emissions Units Subject to a VE Limitation)

Visible Emissions Limitation: Visible Emissions Limitation ___1___ of ___2___

1. Visible Emissions Subtype: VE20	2. Basis for Allowable Opacity: [X] Rule [ ] Other
3. Requested Allowable Opacity: Normal Conditions: 20 % Exceptional Conditions: NA % Maximum Period of Excess Opacity Allowed: 6 min/hour	
4. Method of Compliance: VE testing for 30 minutes per EPA Method 9.	
5. Visible Emissions Comment (limit to 200 characters): 20 % opacity limit for spray paint booths.	

Visible Emissions Limitation: Visible Emissions Limitation ___2___ of ___2___

1. Visible Emissions Subtype: VE5	2. Basis for Allowable Opacity: [ ] Rule [X] Other
3. Requested Allowable Opacity: Normal Conditions: 5 % Exceptional Conditions: NA % Maximum Period of Excess Opacity Allowed: 6 min/hour	
4. Method of Compliance: VE testing for 30 minutes per EPA Method 9.	
5. Visible Emissions Comment (limit to 200 characters): Exceeding of the 5% opacity limit for paint booths shall not be considered a violation in and of itself, but an indication that additional control precautions and/or practices may be necessary.	

I. CONTINUOUS MONITOR INFORMATION
(Only Regulated Emissions Units Subject to Continuous Monitoring)

Continuous Monitoring System: Continuous Monitor _____ of _____

1. Parameter Code: NA	2. Pollutant(s):
3. CMS Requirement:	[ ] Rule [ ] Other
4. Monitor Information: Manufacturer: Model Number: Serial Number:	
5. Installation Date:	6. Performance Specification Test Date:
7. Continuous Monitor Comment (limit to 200 characters):	

J. EMISSIONS UNIT SUPPLEMENTAL INFORMATION
(Regulated Emissions Units Only)

Supplemental Requirements

1. Process Flow Diagram [X] Attached, Document ID: C3 [ ] Not Applicable [ ] Waiver Requested
2. Fuel Analysis or Specification [ ] Attached, Document ID:_____ [X] Not Applicable [ ] Waiver Requested
3. Detailed Description of Control Equipment [X] Attached, Document ID: J3 [ ] Not Applicable [ ] Waiver Requested
4. Description of Stack Sampling Facilities [ ] Attached, Document ID:_____ [X] Not Applicable [ ] Waiver Requested
5. Compliance Test Report [X] Attached, Document ID: C14 [X] Previously submitted, Date: 1/24/02 [ ] Not Applicable
6. Procedures for Startup and Shutdown [ ] Attached, Document ID:_____ [X] Not Applicable [ ] Waiver Requested
7. Operation and Maintenance Plan [X] Attached, Document ID: J7 [ ] Not Applicable [ ] Waiver Requested
8. Supplemental Information for Construction Permit Application [ ] Attached, Document ID:_____ [X] Not Applicable
9. Other Information Required by Rule or Statute [X] Attached, Document ID: J9 [ ] Not Applicable
10. Supplemental Requirements Comment: NA

Additional Supplemental Requirements for Title V Air Operation Permit Applications

11. Alternative Methods of Operation [ ] Attached, Document ID:_____ [X] Not Applicable
12. Alternative Modes of Operation (Emissions Trading) [ ] Attached, Document ID:_____ [X] Not Applicable
13. Identification of Additional Applicable Requirements [X] Attached, Document ID:__C12__ [ ] Not Applicable
14. Compliance Assurance Monitoring Plan [ ] Attached, Document ID:_____ [X] Not Applicable
15. Acid Rain Part Application (Hard-copy Required) [ ] Acid Rain Part - Phase II (Form No. 62-210.900(1)(a)) Attached, Document ID:_____ [ ] Repowering Extension Plan (Form No. 62-210.900(1)(a)1.) Attached, Document ID:_____ [ ] New Unit Exemption (Form No. 62-210.900(1)(a)2.) Attached, Document ID:_____ [ ] Retired Unit Exemption (Form No. 62-210.900(1)(a)3.) Attached, Document ID:_____ [ ] Phase II NOx Compliance Plan (Form No. 62-210.900(1)(a)4.) Attached, Document ID:_____ [ ] Phase NOx Averaging Plan (Form No. 62-210.900(1)(a)5.) Attached, Document ID:_____ [X] Not Applicable

III. EMISSIONS UNIT INFORMATION

A separate Emissions Unit Information Section (including subsections A through J as required) must be completed for each emissions unit addressed in this Application for Air Permit. If submitting the application form in hard copy, indicate, in the space provided at the top of each page, the number of this Emissions Unit Information Section and the total number of Emissions Unit Information Sections submitted as part of this application.

A. GENERAL EMISSIONS UNIT INFORMATION
(All Emissions Units)

Emissions Unit Description and Status

1. Type of Emissions Unit Addressed in This Section: (Check one)

[ ] This Emissions Unit Information Section addresses, as a single emissions unit, a single process or production unit, or activity, which produces one or more air pollutants and which has at least one definable emission point (stack or vent).

[X] This Emissions Unit Information Section addresses, as a single emissions unit, a group of process or production units and activities which has at least one definable emission point (stack or vent) but may also produce fugitive emissions.

[ ] This Emissions Unit Information Section addresses, as a single emissions unit, one or more process or production units and activities which produce fugitive emissions only.

2. Regulated or Unregulated Emissions Unit? (Check one)

[X] The emissions unit addressed in this Emissions Unit Information Section is a regulated emissions unit.

[ ] The emissions unit addressed in this Emissions Unit Information Section is an unregulated emissions unit.

3. Description of Emissions Unit Addressed in This Section (limit to 60 characters):
Paint Line #2 with Propane Drying Oven/Tank Heaters and Fugitive Emissions.

4. Emissions Unit Identification Number:
ID: 017

[ ] No ID
[ ] ID Unknown

5. Emissions Unit Status Code: A	6. Initial Startup Date: 1985	7. Emissions Unit Major Group SIC Code: 34	8. Acid Rain Unit? [ ]

9. Emissions Unit Comment: (Limit to 500 Characters)
Paint Line with Propane Drying Ovens/Tank Heaters, and Fugitive Emissions is a single unit with multiple points since paint, fugitive solvents, and exhaust are emitted at various emission points.

Emissions Unit Control Equipment

1. Control Equipment/Method Description (Limit to 200 characters per device or method): Water Curtain Paint Booth Scrubber.
2. Control Device or Method Code(s): 001

Emissions Unit Details

1. Package Unit: NA Manufacturer:	Model Number:	
2. Generator Nameplate Rating:	MW	
3. Incinerator Information: Dwell Temperature: Dwell Time: Incinerator Afterburner Temperature:		 °F seconds °F

B. EMISSIONS UNIT CAPACITY INFORMATION
(Regulated Emissions Units Only)

Emissions Unit Operating Capacity and Schedule

1. Maximum Heat Input Rate:		10.125 mmBtu/hr	
2. Maximum Incineration Rate:	NA	lb/hr	tons/day
3. Maximum Process or Throughput Rate: ~8835 gallons paint + solvent/year			
4. Maximum Production Rate:	NA		
5. Requested Maximum Operating Schedule:			
	24 hours/day		6 days/week
	52 weeks/year		7488 hours/year

6. Operating Capacity/Schedule Comment (limit to 200 characters):
Maximum gallons/year of paint + solvent may vary due to different paints/solvents used. Quantities of paint + solvent used will not exceed 11.9 tonsVOC/year.

Propane Combustion Source	Maximum Heat Input (mmBTU/hr)
#10 Pretreatment Washer Tank with heater	1.5
#11 Dry Off Oven	3.5
#13 Bake Oven	4.5
#14 Clean Oven	0.625
Total	10.125

Note: Changed previous descriptions of water heater to washer tank with heater and main bake oven to bake oven.

C. EMISSIONS UNIT REGULATIONS
(Regulated Emissions Units Only)

List of Applicable Regulations

Federal & Local	NA
State	
Essential Potential to Emit Parameters	Rule 62-210.200, 62-213.410, F.A.C.
Emission Limitations and Standards	Rule 62-4.070(3), 62-296.401(1)(a), F.A.C.
Test Methods and Procedures	Rule 62-297.310(7), 62-297.310(4)(a)2, 62-297.401(9)(a), 62-297.401(9)(c), 62-297.310(7)(a)9, 62-297.310(8), F.A.C.
Recordkeeping and Reporting Requirements	Rule 62-4.070(3), 62-213.440, F.A.C.

D. EMISSION POINT (STACK/VENT) INFORMATION
(Regulated Emissions Units Only)

Emission Point Description and Type

1. Identification of Point on Plot Plan or Flow Diagram: 016 017	2. Emission Point Type Code: 3

3. Descriptions of Emission Points Comprising this Emissions Unit for VE Tracking (limit to 100 characters per point):
#10 Washer Tank heated with propane at a maximum of 1.5 mmBTU/hr and 1 stack.
#11 Dryoff Oven heated with propane at a maximum of 3.5 mmBTU/hr and 1 stack.
#12 Spray Paint Booth with water curtain scrubber and 1 stack.
#13 Bake Oven heated with propane at a maximum of 4.5 mmBTU/hr and 2 stacks.
#14 Clean Oven heated with propane at a maximum of 0.625 and 2 stacks.

4. ID Numbers or Descriptions of Emission Units with this Emission Point in Common: NA

5. Discharge Type Code: W	6. Stack Height: feet refer to section 14	7. Exit Diameter: feet refer to section 14
8. Exit Temperature: °F refer to section 14	9. Actual Volumetric Flow Rate: acfm refer to section 14	10. Water Vapor: % refer to section 14

10. Maximum Dry Standard Flow Rate: dscfm refer to section 14	11. Nonstack Emission Point Height: feet refer to section 14

13. Emission Point UTM Coordinates:

Zone: 17 East (km): 390.7 North (km): 3171.0

14. Emission Point Comment (limit to 200 characters):

	Stack Height ft	Exit Dia eq ft	Exit Temp °F	Actual Flow acfm	Water %	Dry Flow dscfm
#10	~31	~2	~100-250	no fan	~1-20	no fan
#11	~33	~2	~100-250	no fan	~1-2	no fan
#12	~31	~3	~30-100	~17,500	~1-5	~15,750
#13	~25-27	~2-2.5	~100-250	no fan	~1-20	no fan
#14	~28	~1-1.5	~100-250	no fan	~1-20	no fan

#13 & #14 have 2 stacks. each.

E. SEGMENT (PROCESS/FUEL) INFORMATION
(All Emissions Units)

Segment Description and Rate: Segment __1__ of __2__

1. Segment Description (Process/Fuel Type) (limit to 500 characters): Propane heated ovens and tank heaters (emissions related to thousand gallons burned)		
2. Source Classification Code (SCC): 1-03-010-02	3. SCC Units: 1000 gallons burned	
4. Maximum Hourly Rate: 0.112	5. Maximum Annual Rate: 839	6. Estimated Annual Activity Factor: NA
7. Maximum % Sulfur: 0	8. Maximum % Ash: 0	9. Million Btu per SCC Unit: 90.5

10. Segment Comment (limit to 200 characters):

	maximum input mmBTU/hr
#10 Washer Tank Heater	1.5
#11 Dryoff Oven	3.5
#13 Bake Oven	4.5
#14 Clean Oven	0.625
Total	10.125

Maximum hourly rate = 10.125 mmBTU/hr ÷ 90.5 mmBTU/1000 gal = 0.112 x 1000 gal/hr
Maximum annual rate = 0.112 x 1000 gal/hr x 7488 hr/yr = 839 x 1000 gal/yr

Segment Description and Rate: Segment __2__ of __2__

1. Segment Description (Process/Fuel Type) (limit to 500 characters): Paint + Solvent Usage in Paint Line		
2. Source Classification Code (SCC): 4-02-001-10	3. SCC Units: gallons used	
4. Maximum Hourly Rate: 1.18	5. Maximum Annual Rate: 8835	6. Estimated Annual Activity Factor: NA
7. Maximum % Sulfur: NA	8. Maximum % Ash: NA	9. Million Btu per SCC Unit: NA

10. Segment Comment (limit to 200 characters):
Maximum hourly rate is based on weekly average.
Maximum gallons paint + solvent /year may vary due to different paints and solvent used.
Quantities of paint + solvent will not exceed 11.9 tonVOC/yr.
Max hourly rate = 8835 gal/yr ÷ 7748 hr/yr = 1.18 gal/hr

F. EMISSIONS UNIT POLLUTANTS
(All Emissions Units)

1. Pollutant Emitted	2. Primary Control Device Code	3. Secondary Control Device Code	4. Pollutant Regulatory Code
VOC	NA	NA	EL
H096 Glycol Ethers	NA	NA	NS
H186 Xylene	NA	NA	NS
H085 Ethyl Benzene	NA	NA	NS
H053 Cumene	NA	NA	NS
H188 m-Xylenes	NA	NA	NS
HAPS	NA	NA	NS

Emissions Unit Information Section __2__ **of** __2__

Pollutant Detail Information Page __1__ **of** __1__

G. EMISSIONS UNIT POLLUTANT DETAIL INFORMATION
(Regulated Emissions Units - Emissions-Limited and Preconstruction Review Pollutants Only)

Potential/Fugitive Emissions

1. Pollutant Emitted: VOC	2. Total Percent Efficiency of Control: NA
3. Potential Emissions: 3.23 lb/hour 12.1 tons/year	4. Synthetically Limited? [ ]
5. Range of Estimated Fugitive Emissions: [ ] 1 [X] 2 [ ] 3 __0__ to __1__ tons/year	
6. Emission Factor: refer to section 8 Reference: AP 42 Table & VOC Data Sheets	7. Emissions Method Code: 2, 3

8. Calculation of Emissions (limit to 600 characters):

White Paint	7000 gal/yr x 2.47 lbVOC/gal	=	17,290 lbVOC/yr
Brown Paint	235 gal/yr x 2.45 lbVOC/gal	=	576 lbVOC/yr
Aluminum Paint	700 gal/yr x 2.62 lbVOC/gal	=	1834 lbVOC/yr
Black Paint	500 gal/yr x 2.32 lbVOC/gal	=	1160 lbVOC/yr
Cellosolve	150 gal/yr x 7.5 lbVOC/gal	=	1125 lbVOC/yr
Xylene	250 gal/yr x 7.26 lbVOC/gal	=	1815 lbVOC/yr
Paints + Solvents	8835 gal/yr		23,800 lbVOC/yr = 11.9 tonVOC/yr

Propane 839,000 gal/yr x 0.0005 lbVOC/gal = 420 lbVOC/yr
Annual Total = (23,800 + 420 lbVOC/yr) ÷ 2000 lb/ton = 12.1 tonVOC/yr
Hourly Total = 12.1 tonVOC/yr x 2000 lb/ton ÷ 7488 hr/yr = 3.23 lbVOC/hr

9. Pollutant Potential/Fugitive Emissions Comment (limit to 200 characters):
Maximum lbVOC/hr is based on weekly average.
Different paints and solvents maybe used at a rate not to exceed 11.9 tonVOC/yr or 3.18 lbVOC/hr =23,800 lbVOC ÷ 7488 hr/yr

Allowable Emissions Allowable Emissions __1__ of __1__

1. Basis for Allowable Emissions Code: ESCPD	2. Future Effective Date of Allowable Emissions: NA
3. Requested Allowable Emissions and Units: NA	4. Equivalent Allowable Emissions: 3.23 lb/hour 12.1 tons/year
5. Method of Compliance (limit to 60 characters): Daily paint/solvent usage log & annual VE testing	
6. Allowable Emissions Comment (Desc. of Operating Method) (limit to 200 characters): NA	

H. VISIBLE EMISSIONS INFORMATION
(Only Regulated Emissions Units Subject to a VE Limitation)

Visible Emissions Limitation: Visible Emissions Limitation ___1___ of ___2___

1. Visible Emissions Subtype: VE20	2. Basis for Allowable Opacity: [X] Rule [ ] Other
3. Requested Allowable Opacity: Normal Conditions: 20 % Exceptional Conditions: NA % Maximum Period of Excess Opacity Allowed:6 (paint booth) & 3 (clean oven) min/hour	
4. Method of Compliance: VE testing for 30 minutes for spray paint booth and 60 minutes for clean oven per EPA Method.	
5. Visible Emissions Comment (limit to 200 characters): 20 % opacity limit for spray paint booth and clean oven.	

Visible Emissions Limitation: Visible Emissions Limitation ___2___ of ___2___

1. Visible Emissions Subtype: VE5	2. Basis for Allowable Opacity: [ ] Rule [X] Other
3. Requested Allowable Opacity: Normal Conditions: 5 % Exceptional Conditions: NA % Maximum Period of Excess Opacity Allowed: refer toVE20 Limitations min/hour	
4. Method of Compliance: VE testing for 30 minutes for spray paint booth and 60 minutes for clean oven per EPA Method.	
5. Visible Emissions Comment (limit to 200 characters): Exceeding of the 5% opacity limit for paint booth shall not be considered a violation in and of itself, but an indication that additional control precautions and/or practices may be necessary.	

I. CONTINUOUS MONITOR INFORMATION
(Only Regulated Emissions Units Subject to Continuous Monitoring)

Continuous Monitoring System: Continuous Monitor _____ of _____

1. Parameter Code: NA	2. Pollutant(s):
3. CMS Requirement:	[ ] Rule [ ] Other
4. Monitor Information: Manufacturer: Model Number: Serial Number:	
5. Installation Date:	6. Performance Specification Test Date:
7. Continuous Monitor Comment (limit to 200 characters):	

J. EMISSIONS UNIT SUPPLEMENTAL INFORMATION
(Regulated Emissions Units Only)

Supplemental Requirements

1. Process Flow Diagram [X] Attached, Document ID: C3 [ ] Not Applicable [ ] Waiver Requested	
2. Fuel Analysis or Specification [ ] Attached, Document ID:_____ [X] Not Applicable [ ] Waiver Requested	
3. Detailed Description of Control Equipment [X] Attached, Document ID: J3 [ ] Not Applicable [ ] Waiver Requested	
4. Description of Stack Sampling Facilities [ ] Attached, Document ID:_____ [X] Not Applicable [ ] Waiver Requested	
5. Compliance Test Report [X] Attached, Document ID: C14 [X] Previously submitted, Date: 1/24/02 [ ] Not Applicable	
6. Procedures for Startup and Shutdown [ ] Attached, Document ID:_____ [X] Not Applicable [ ] Waiver Requested	
7. Operation and Maintenance Plan [X] Attached, Document ID: J7 [ ] Not Applicable [ ] Waiver Requested	
8. Supplemental Information for Construction Permit Application [ ] Attached, Document ID:_____ [X] Not Applicable	
9. Other Information Required by Rule or Statute [X] Attached, Document ID: J9 [ ] Not Applicable	
10. Supplemental Requirements Comment: NA	

Emissions Unit Information Section __2__ of __2__

Additional Supplemental Requirements for Title V Air Operation Permit Applications

11. Alternative Methods of Operation [ ] Attached, Document ID:_____ [X] Not Applicable
12. Alternative Modes of Operation (Emissions Trading) [ ] Attached, Document ID:_____ [X] Not Applicable
13. Identification of Additional Applicable Requirements [X] Attached, Document ID:__C12__ [ ] Not Applicable
14. Compliance Assurance Monitoring Plan [ ] Attached, Document ID:_____ [X] Not Applicable
15. Acid Rain Part Application (Hard-copy Required) [ ] Acid Rain Part - Phase II (Form No. 62-210.900(1)(a)) Attached, Document ID:_____ [ ] Repowering Extension Plan (Form No. 62-210.900(1)(a)1.) Attached, Document ID:_____ [ ] New Unit Exemption (Form No. 62-210.900(1)(a)2.) Attached, Document ID:_____ [ ] Retired Unit Exemption (Form No. 62-210.900(1)(a)3.) Attached, Document ID:_____ [ ] Phase II NOx Compliance Plan (Form No. 62-210.900(1)(a)4.) Attached, Document ID:_____ [ ] Phase NOx Averaging Plan (Form No. 62-210.900(1)(a)5.) Attached, Document ID:_____ [X] Not Applicable

Document ID C1

Metal Industries - Bushnell
Area Map

N
↑

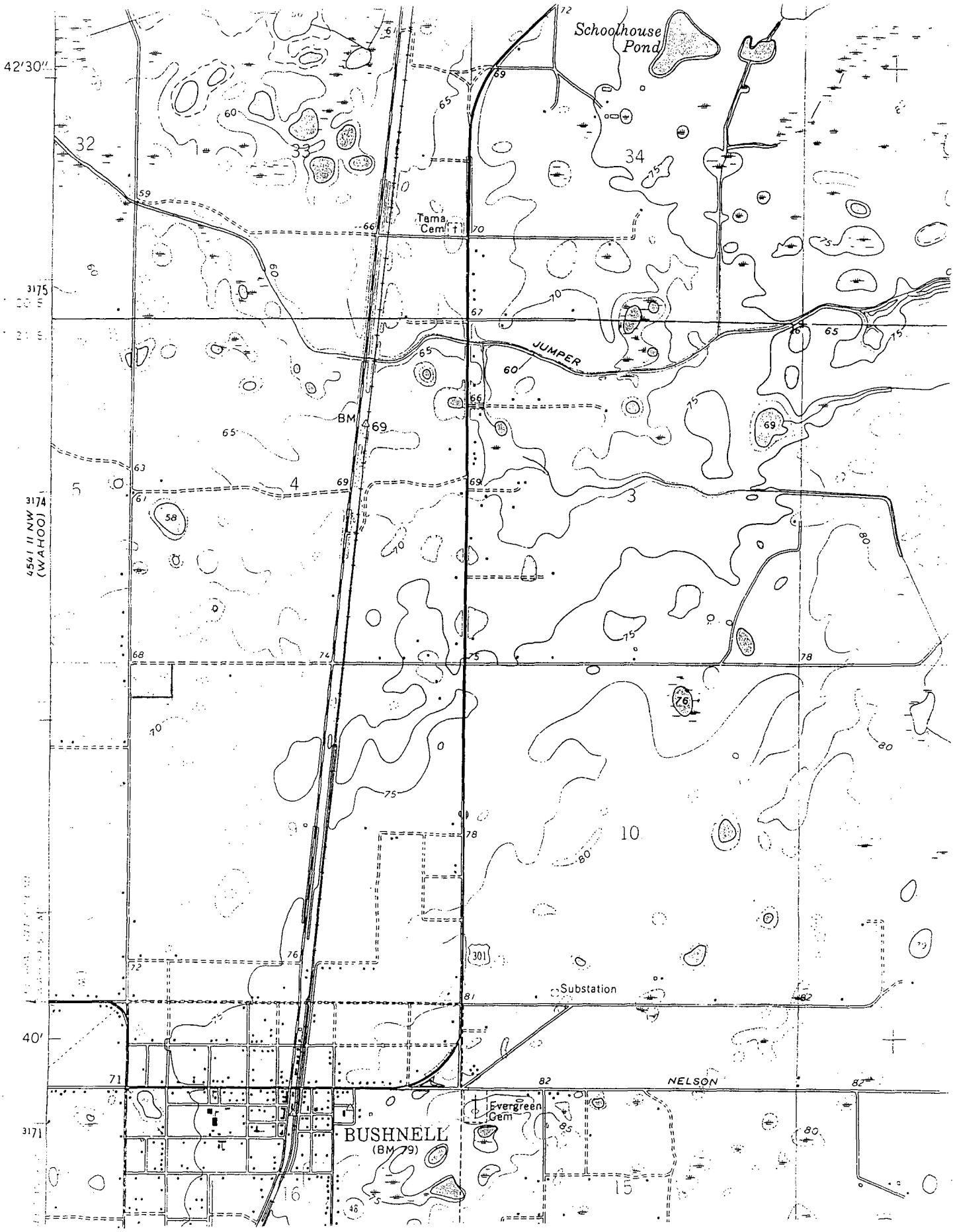

Document ID C2

Metal Industries - Bushnell
Facility Plot Plan

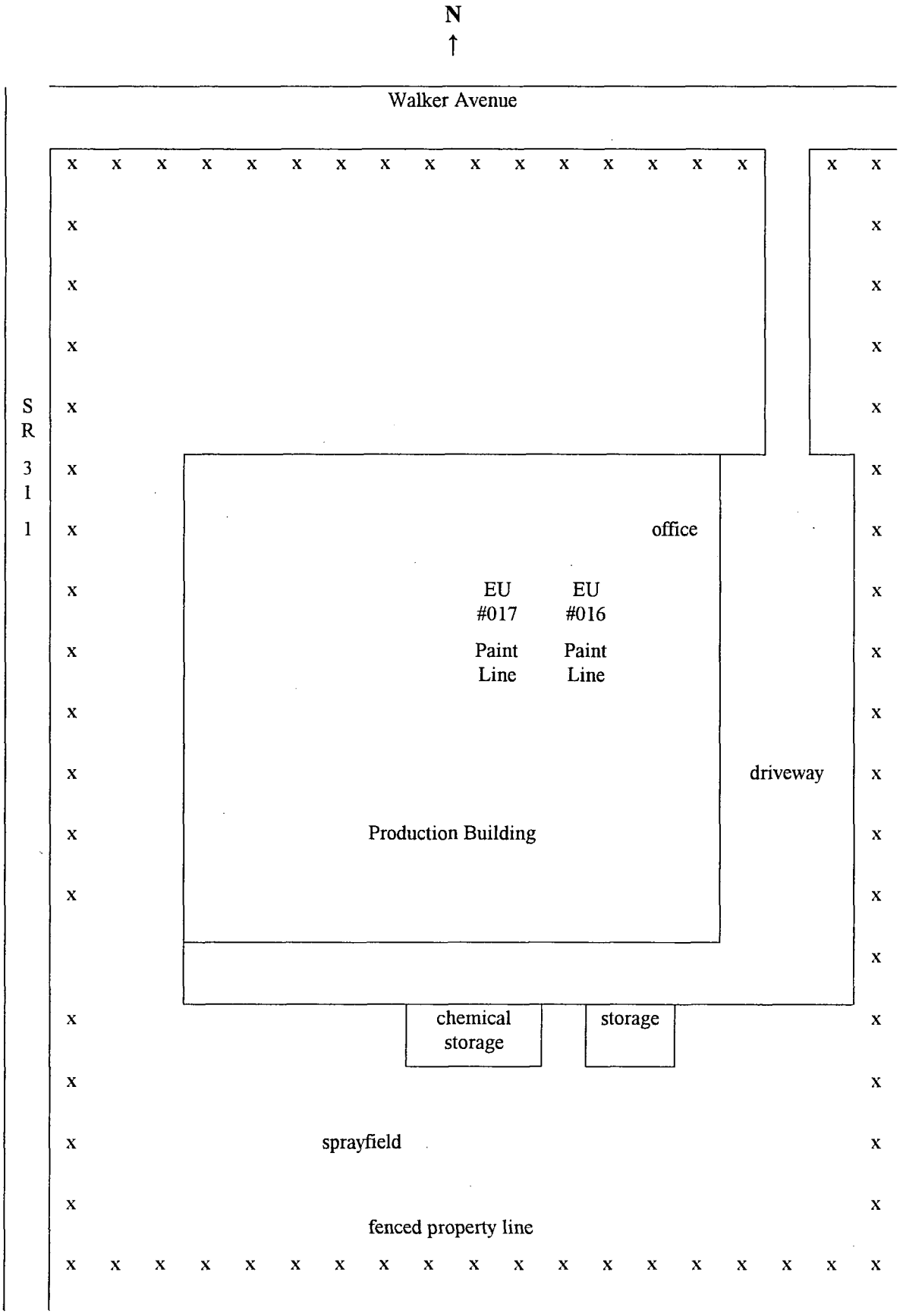

Document ID C3

Process Flow Diagram

Bushnell Paint Line 1190007-002AV
Emission Unit 016

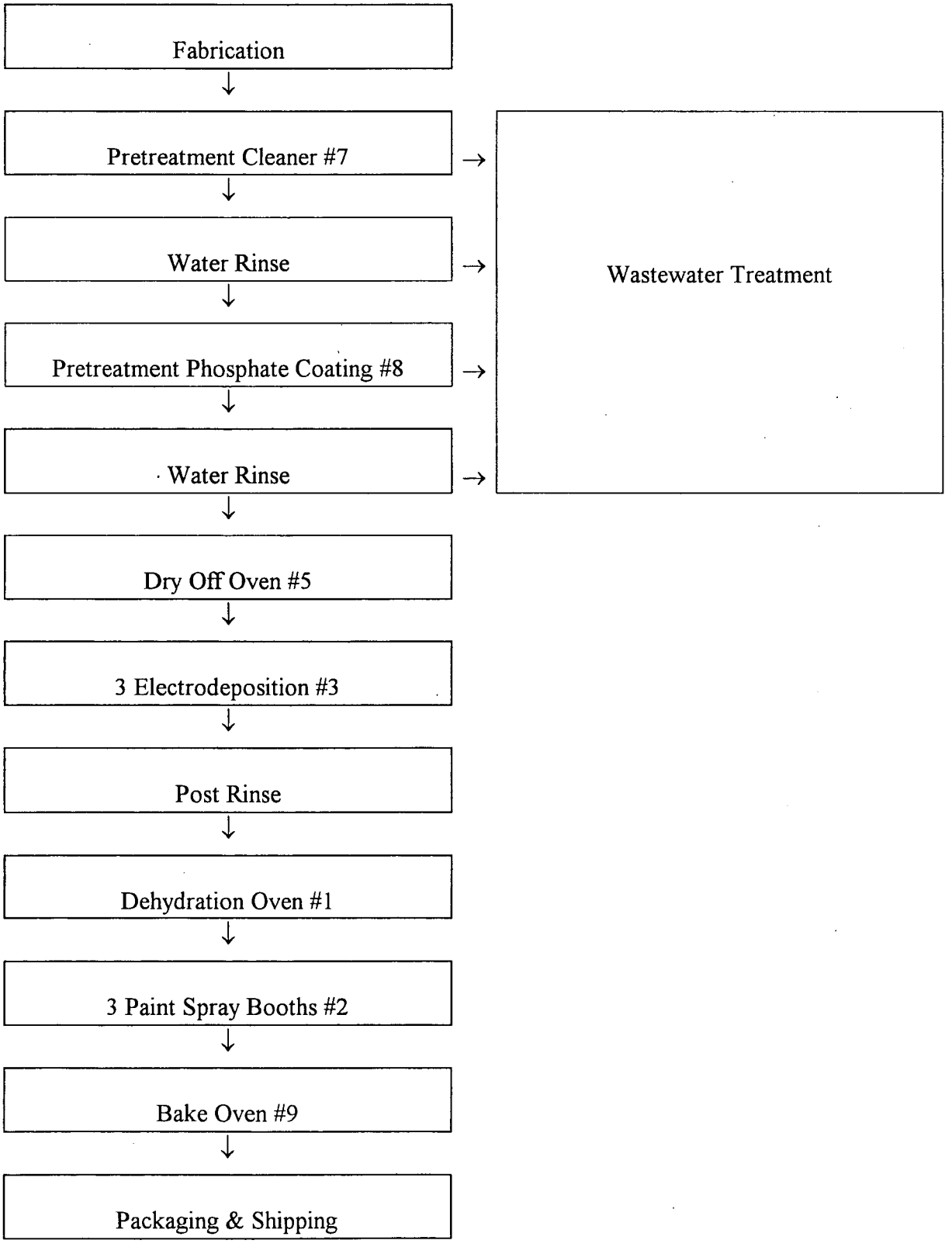

Process Flow Diagram

Bushnell Paint Line 1190007-002AV
Emission Unit 017

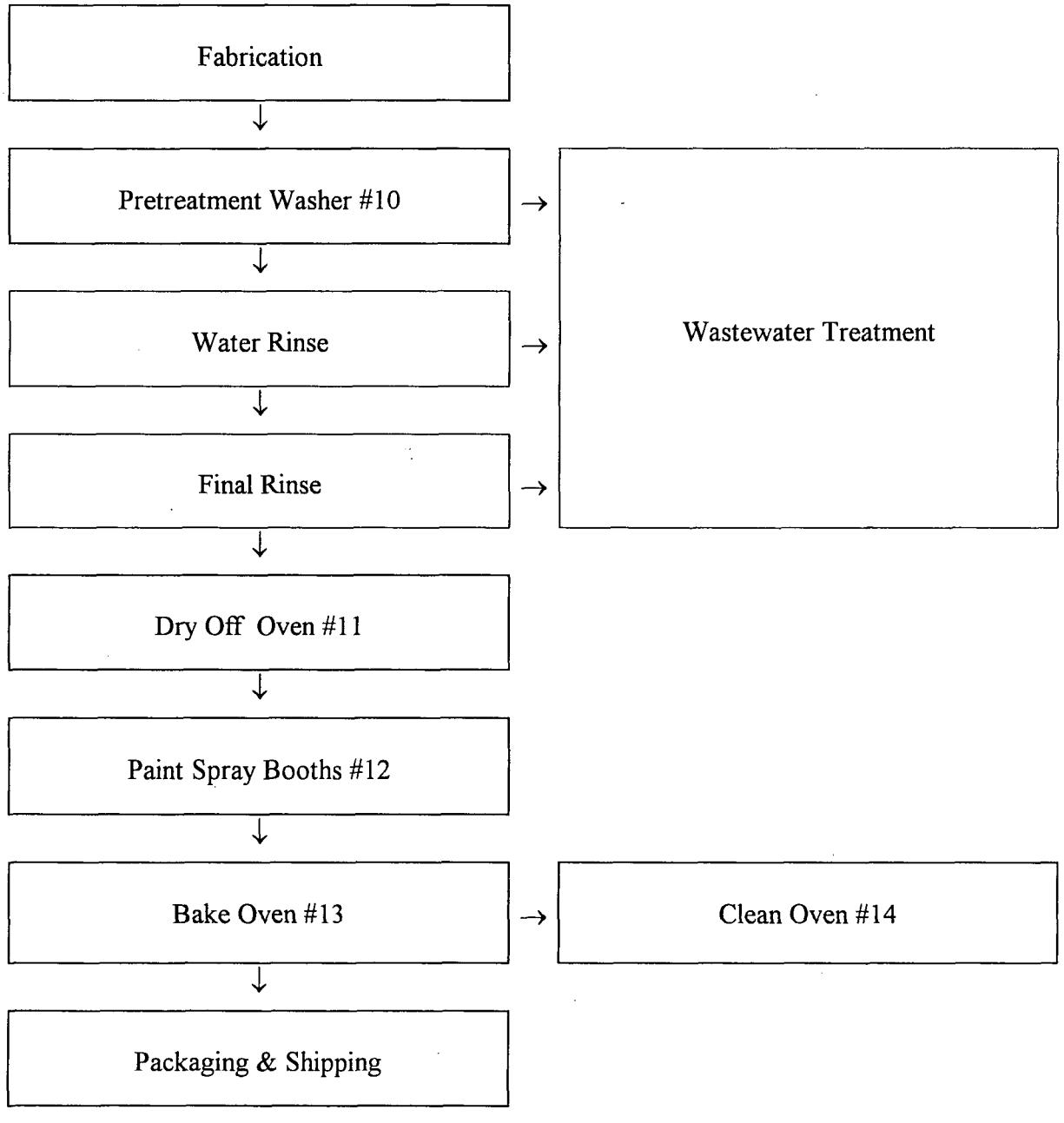

Document ID C7

(J T Walker Industries, Inc. - Parent company)

Section I. Facility Information.

Subsection A. Facility Description.

This facility manufactures aluminum and steel air distribution products (grilles and registers). The regulated emissions units are two continuous painting lines. Paint Line No. 1 consists of ovens, cleaning tanks, paint spray booths, and electrodeposition vats. Paint Line No. 2 consists of ovens, a washing tank, and a paint spray booth. Also included in this permit are miscellaneous exempt emissions units and/or activities.

Based on the initial Title V permit application received June 10, 1996, this facility is a major source of Hazardous Air Pollutants (HAPs).

Subsection B. Summary of Emissions Unit ID No(s). and Brief Description(s).

E.U. ID No.	Brief Description
016	Paint Line No. 1
017	Paint Line No. 2

Subsection C. Relevant Documents.

The documents listed below are not a part of this permit; they are, however, specifically related to this permitting action.

These documents are provided to the permittee for information purposes only:
Appendix A-1, Abbreviations, Acronyms, Citations, and Identification Numbers
Appendix H-1, Permit History / ID Number Changes
Table 1-1, Summary of Air Pollutant Standards and Terms
Table 2-1, Summary of Compliance Requirements
Statement of Basis.

These documents are on file with permitting authority:
Initial Title V Permit Application received June 10, 1996.

Additional Information Request dated December 17, 1996
Additional Information Response received May 6, 1997

Please reference the Permit No., Facility ID No., and appropriate Emissions Unit(s) ID No(s). on all correspondence, test report submittals, applications, etc.

(J.T. Walker Industries, Inc - Parent Company)

Section III. Emissions Unit(s) and Conditions.

Subsection A. This section addresses the following emissions unit(s).

E.U. ID No.	Brief Description
016	Paint Line No. 1

This emissions unit is a continuous painting conveyor line used to paint/coat aluminum and steel air distribution products. The products are processed by passing through 5 pre-treatment tanks (3 of which are warmed with propane or natural gas heaters), a dry-off oven, 3 electrodeposition vats, 3 post-rinse tanks, a dehydration oven, ~~4~~ 3 touch-up paint spray booths, and a bake oven prior to packaging/shipping. The processes that make up the continuous painting conveyor line were previously permitted separately as E.U. ID Nos. 01 - 09. This newly defined emissions unit (E.U. ID No. 016) incorporates the processes as a single emissions unit. The process emission sources consist of the following:

Propane Combustion Sources	Max. Heat Input Rate (mmBtu/hr)
~~Pre-Treatment Tank No. 1 (alkaline immersion) w/heater~~	~~1.5~~
Pre- Treatment Tank No. 3 (cleaner) w/heater	3.5
Pre- Treatment Tank No. 5 (phosphate coating) w/heater	3.5
Dry-Off Oven	2.0
Dehydration Oven	2.5
Bake Oven	6.0

Coating/Paint Sources
3 Electrodeposition Vats (uncontrolled)
3 Paint Touch-Up Booths, DeVilbiss Model XWE-6371, rated at 17,000 ACFM, each controlled by a water curtain.
~~1 Touch-Up Paint Spray Booth fabricated by Metal Industries, Inc., rated at 9143 ACFM, and controlled by fiber filters~~

The following conditions apply to the emissions unit listed above:

Essential Potential to Emit (PTE) Parameters

A.1. Hours of Operation. The hours of operation for this emissions unit shall not exceed 7488 hours/year.
[Rule 62-210.200(PTE), F.A.C.; Permit Nos. AC60-104252, AC60-130974, AC60-130971, AC60-130972, AC60-130960, AC60-130968, AC60-130966, AC60-130976]

A.2. Methods of Operation - (Fuels). The ovens and heaters shall be fired with propane only or natural gas.
[Rule 62-213.410, F.A.C.]

(J.T. Walker Industries, Inc parent company)

Subsection B. This section addresses the following emissions unit(s).

E.U. ID No.	Brief Description
017	Paint Line No. 2

This emissions unit is a paint spray line used to paint/coat aluminum and steel air distribution products. The products are processed by passing through a washer, a DeVilbiss paint spray booth, and the ~~main~~ bake oven. A cleaning oven is used to remove paint residue from the racking hardware. The ovens and heater are fired only on propane or natural gas. The processes that make up the paint spray line were previously permitted separately as E.U. ID Nos. 10 - 14. This newly defined emissions unit (E.U. ID No. 017) incorporates the processes as a single emissions unit. The process emission sources consist of the following:

Propane Combustion Sources	Max. Heat Input Rate (mmBtu/hr)
Washer Tank ~~Water~~ Heater	1.5
Dry-Off Oven	3.5
~~Main~~ Bake Oven	4.5
Clean Oven	0.625

Coating/Paint Sources

Paint Spray Booth , DeVilbiss Model XWE-6371, rated at 17,500 ACFM, and controlled by a water curtain.

Permitting note: The Clean Oven is regulated under Rule 62-296.401(1), F.A.C. Stationary Sources - Emission Standards - Incinerators.

The following conditions apply to the emissions unit(s) listed above:

Essential Potential to Emit (PTE) Parameters

B.1. Permitted Capacity. The Clean Oven operation rate shall not exceed 40 pieces/cleaning cycle.
[Rule 62-210.200(PTE), F.A.C.; Title V permit application received June 10, 1996]
Note: The cleaning cycle ranges from 4 to 8 hours in duration.

B.2. Methods of Operation - (Fuels). The ovens and heater shall be fired with propane only or natural gas.
[Rule 62-213.410, F.A.C.]

B.3. Hours of Operation. The hours of operation for this emissions unit shall not exceed 7488 hours/year.
[Rule 62-210.200(PTE), F.A.C.; Permit No. AC60-164950]

Document ID C8

Metal Industries - Bushnell
List of Proposed Exempted Activities

Activity/Emissions Unit Type	Status	Authority for Status
Propane hot water heaters refer to rule 62-210.300(3)(a)3	Exempt	Rules 62-213.430(6) and 62-4.040(1)(b), F.A.C.
Brazing, soldering, and welding activities refer to rule 62-210.300(3)(a)16	Exempt	Rules 62-213.430(6) and 62-4.040(1)(b), F.A.C.
Sanding equipment refer to rule 62-210.300(3)(a)11	Exempt	Rules 62-213.430(6) and 62-4.040(1)(b), F.A.C.
Fire and safety equipment refer to rule 62-210.300(3)(a)22	Exempt	Rules 62-213.430(6) and 62-4.040(1)(b), F.A.C.
Emergency generators refer to rule 62-210.300(3)(a)20	Exempt	Rules 62-213.430(6) and 62-4.040(1)(b), F.A.C.
Portable gas and diesel powered equipment refer to rule 62-210.300(3)(a)21	Exempt	Rules 62-213.430(6) and 62-4.040(1)(b), F.A.C.
Propane and gas powered forklifts refer to rule 62-210.300(3)(a)5	Exempt	Rules 62-213.430(6) and 62-4.040(1)(b), F.A.C.
Laboratory equipment and testing activities refer to rule 62-210.300(3)(a)15	Exempt	Rules 62-213.430(6) and 62-4.040(1)(b), F.A.C.
Steam cleaning activities refer to rule 62-210.300(3)(a)10	Exempt	Rules 62-213.430(6) and 62-4.040(1)(b), F.A.C.
Space heating refer to rule 62-210.300(3)(a)12	Exempt	Rules 62-213.430(6) and 62-4.040(1)(b), F.A.C.
Industrial wastewater treatment activities	Exempt	Rules 62-213.430(6) and 62-4.040(1)(b), F.A.C.
Kitchen appliances	Exempt	Rules 62-213.430(6) and 62-4.040(1)(b), F.A.C.
Chemical storage and dispensing activities	Exempt	Rules 62-213.430(6) and 62-4.040(1)(b), F.A.C.
Routine maintenance and repair activities	Exempt	Rules 62-213.430(6) and 62-4.040(1)(b), F.A.C.
Janitorial and general housekeeping activities	Exempt	Rules 62-213.430(6) and 62-4.040(1)(b), F.A.C.
Bathroom exhaust	Exempt	Rules 62-213.430(6) and 62-4.040(1)(b), F.A.C.
Adhesive activities	Exempt	Rules 62-213.430(6) and 62-4.040(1)(b), F.A.C.
Plastic wrapping and heat sealing activities	Exempt	Rules 62-213.430(6) and 62-4.040(1)(b), F.A.C.
Box marking and taping activities	Exempt	Rules 62-213.430(6) and 62-4.040(1)(b), F.A.C.
Office equipment	Exempt	Rules 62-213.430(6) and 62-4.040(1)(b), F.A.C.

Document ID C9

Metal Industries - Bushnell
Equipment/Activities Regulated Under Title VI

Carrier Air Conditioning Unit
Model H75
75 Ton Capacity
Charged with 115 lb Freon R12

Document ID C12

Metal Industries - Bushnell
Additional Applicable Requirements

PAINT LINE EMISSION UNIT ID #016

5% Opacity Visible Emission Limit for Spray Paint Booth

Daily Paint and Solvent Usage Log

#1 Propane Dehydration Oven Heat Capacity 2.5 mmBTU/hr
#5 Dry Off Oven Heat Capacity 2.0 mmBTU/hr
#7 Pretreatment Cleaner Tank Heat Capacity 3.5 mmBTU/hr
#8 Pretreatment Phosphate Coating Tank Heat Capacity 3.5 mmBTU/hr
#9 Bake Oven Heat Capacity 6.0 mmBTU/hr

PAINT LINE EMISSION UNIT ID #017

5% Opacity Visible Emission Limit for Spray Paint Booth

Daily Paint and Solvent Usage Log

#10 Pretreatment Washer Tank Heat Capacity 1.5 mmBTU/hr
#11 Dry Off Oven Heat Capacity 3.5 mmBTU/hr
#13 Bake Oven Heat Capacity 4.5 mmBTU/hr
#14 Clean Oven Heat Capacity 0.625 mmBTU/hr

Document ID C14

METAL INDUSTRIES
BUSHNELL
TITLE V PERMIT 1190007-002-AV
COMPLIANCE REQUIREMENTS

E.U. ID#	Description	Pollutant Name	Fuel	EPA / Reference Method	Testing Time Frequency	Frequency Base Date	Minimum Compliance Test Duration	CEMS
016	Paint Line No. 1	Visible Emission	Propane	9	Prior to Permit Renewal/ Annual		30 minutes Paint Booth/ 60 minutes Clean Oven	
017	Paint Line No. 1	Visible Emission	Propane	9	Prior to Permit Renewal		30 minutes	

METAL INDUSTRIES
BUSHNELL
PERMIT 1190007-002-AV
2001 TITLE V STATEMENT OF COMPLIANCE

EMISSION UNIT ID 016 PAINT SPRAY BOOTH WITH DRY OFF OVEN

	Jan-Dec 2001 Total	Limits	Method	Results
Ton VOC/yr	29.13	84.95	Material Balance	Passed
Hours/yr in operation	3136	7488	Daily Log	Passed
Avg lb VOC/hr	18.58	22.69	Material Balance	Passed
Oven visible emission	0	20%	EPA Method 9	Passed
Paint booth visible emission	0	5%	EPA Method 9	Passed
Pre Treatment Tank #1	Max 1.5 mmBTU/hr	Max 1.5 mmBTU/hr	Orifice Capacity 1.5	Passed
Pre Treatment Tank #3	Max 3.5 mmBTU/hr	Max 3.5 mmBTU/hr	Orifice Capacity 3.5	Passed
Pre Treatment Tank #5	Max 3.5 mmBTU/hr	Max 3.5 mmBTU/hr	Orifice Capacity 3.5	Passed
Dry Off Oven	Max 2.0 mmBTU/hr	Max 2.0 mmBTU/hr	Orifice Capacity 2.0	Passed
Dehydration Oven	Max 2.5 mmBTU/hr	Max 2.5 mmBTU/hr	Orifice Capacity 2.5	Passed
Bake Oven	Max 6.0 mmBTU/hr	Max 6.0 mmBTU/hr	Orifice Capacity 6.0	Passed
Fuel	Propane	Propane	Purchase Order	Passed

EMISSION UNIT ID 017 PAINT SPRAY BOOTH WITH DRY OFF OVEN

	Jan-Dec 2001 Total	Limits	Method	Results
Ton VOC/yr	2.222	11.9	Material Balance	Passed
Hours/yr in operation	2011	7488	Daily Log	Passed
Avg lb VOC/hr	2.21	3.18	Material Balance	Passed
Oven visible emission	0	20%	EPA Method 9	Passed
Paint booth visible emission	0	5%	EPA Method 9	Passed
Water Heater	Max 1.5 mmBTU/hr	Max 1.5 mmBTU/hr	Orifice Capacity 1.5	Passed
Dry Off Oven	Max 3.5 mmBTU/hr	Max 3.5 mmBTU/hr	Orifice Capacity 3.5	Passed
Main Bake Oven	Max 4.5 mmBTU/hr	Max 4.5 mmBTU/hr	Orifice Capacity 4.5	Passed
Clean Oven	Max 0.625 mBTU/hr	Max 0.625 mBTU/hr	Orifice Capacity 0.625	Passed
Fuel	Propane	Propane	Purchase Order	Passed

Note: Orifice installed to regulate maximum fuel rate not to exceed established limit.

METAL INDUSTRIES - BUSHNELL
TITLE V PERMIT 1190007-002-AV
COMPLIANCE CERTIFICATION

CERTIFICATION BY RESPONSIBLE OFFICIAL
COMPLIANCE REPORT, STATEMENT, PLAN & SCHEDULE

I, the undersigned, am the responsible official as defined in Chapter 62-210.200, F.A.C., of the Title V source for which this report is being submitted. I hereby certify, based on information and belief formed after reasonable inquiry, that the statements made and data contained in this report are true, accurate, and complete.

Sign _____ Date January 24, 2002

Jay Poppleton - President
Responsible Official for Metal Industries, Inc.

1190007-002 AV

EPA

VISIBLE EMISSION OBSERVATION FORM 1

Form Number	0 1 B 0 1	Page 1 of 1
Continued on VEO Form Number	N A	

Method Used (Circle One): Method 9 | 203A | 203B | Other: _____

Company Name	Metal Industries, Inc
Facility Name	Metal Industries - Bushnell
Street Address	400 W. Walker Ave
City	Bushnell
State	FL
Zip	33513

Process	Dehydration Oven	Unit # 001	Operating Mode 1047 pieces/hr
Control Equipment	Propane		Operating Mode max 2.5 mmBTU/hr

Describe Emission Point: 14" x 20" x 60" high stack

	Start	End
Height of Emiss. Pt.	35 ft	35 ft
Height of Emiss. Pt. Rel. to Observer	3 ft	3 ft
Distance to Emiss. Pt.	32 ft	32 ft
Direction to Emiss. Pt. (Degrees)	20	20
Vertical Angle to Obs. Pt.	5°	5°
Direction to Obs. Pt. (Degrees)	20	20
Distance and Direction to Observation Point from Emission Point	Lip of stack	Lip of stack
Describe Emissions	clear	clear
Emission Color	Clear	clear
Describe Plume Background	cloudy sky	Cloudy sky
Background Color	Gray	Gray
Sky Conditions	Overcast	Overcast
Wind Speed	5-8 mph	5-8 mph
Wind Direction	East	East
Ambient Temp.	89	89
Wet Bulb Temp.	82	
RH Percent	69	

Water Droplet Plume: Attached ☐ Detached ☐ None ☒

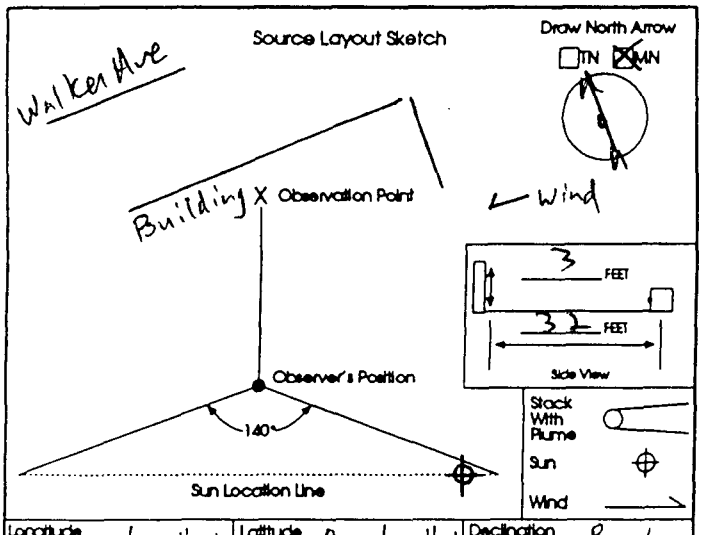

Longitude	Latitude	Declination
82° 07' 17" W	28° 40' 51" N	2° W

Additional Information: Process Rate = 1047 pieces/hour
max 2.5 mmBTU/hr

Observation Date	Time Zone	Start Time	End Time
7/3/01	Eastern	9:30 am	10 am

Min \ Sec	0	15	30	45	Comments
1	0	0	0	0	
2	0	0	0	0	
3	0	0	0	0	
4	0	0	0	0	
5	0	0	0	0	
6	0	0	0	0	
7	0	0	0	0	
8	0	0	0	0	
9	0	0	0	0	
10	0	0	0	0	
11	0	0	0	0	
12	0	0	0	0	
13	0	0	0	0	
14	0	0	0	0	
15	0	0	0	0	
16	0	0	0	0	
17	0	0	0	0	
18	0	0	0	0	
19	0	0	0	0	
20	0	0	0	0	
21	0	0	0	0	
22	0	0	0	0	
23	0	0	0	0	
24	0	0	0	0	
25	0	0	0	0	
26	0	0	0	0	
27	0	0	0	0	
28	0	0	0	0	
29	0	0	0	0	
30	0	0	0	0	

State of Florida
Department of Environmental Protection

This is to Certify That HOWARD LOY has completed the STATE OF FLORIDA visible emissions evaluation training and is a qualified observer of visible emissions as specified by EPA reference method 9.

This Certificate Expires Aug 23, 2001

Observer's Name (Print)	Howard Loy
Observer's Signature	Howard Loy — Date 7/3/01
Organization	Metal Industries, Inc
Certified By	Eastern Technical Associate — Date 2/20/01

VEOF1.1

1190007-002 AV

EPA

VISIBLE EMISSION OBSERVATION FORM 1

Form Number	0 1 B 0 2	Page	1 of 3
Continued on VEO Form Number	N A		

Method Used (Circle One): (Method 9) 203A 203B Other: _____

Company Name	Metal Industries, Inc
Facility Name	Metal Industries - Bushnell
Street Address	400 W. Walker Ave
City	Bushnell
State	FL
Zip	33513

Process	Spray Paint Booth	Unit # 002	Operating Mode 1047 pieces/hr
Control Equipment	Water Curtain Scrubber		Operating Mode Normal

Describe Emission Point: stack 36" diameter x 60" high Middle south of 4 paint booths

Height of Emiss. Pt.	Start 31 ft End 31 ft	Height of Emiss. Pt. Rel. to Observer	Start 0 ft End 0 ft
Distance to Emiss. Pt.	Start 99 ft End 99 ft	Direction to Emiss. Pt. (Degrees)	Start 15 End 15
Vertical Angle to Obs. Pt.	Start 0 End 0	Direction to Obs. Pt. (Degrees)	Start 15 End 15

Distance and Direction to Observation Point from Emission Point: Start Lip of stack End Lip of stack

Describe Emissions	Start clear End clear		
Emission Color	Start Clear End clear	Water Droplet Plume	Attached ☐ Detached ☐ None ☒

Describe Plume Background	Start Tree End Tree		
Background Color	Start Green End Green	Sky Conditions	Start Overcast End Overcast
Wind Speed	Start 5-8 mph End 5-8 mph	Wind Direction	Start East End East
Ambient Temp.	Start 89 End 89	Wet Bulb Temp. 82	RH Percent 69

Source Layout Sketch

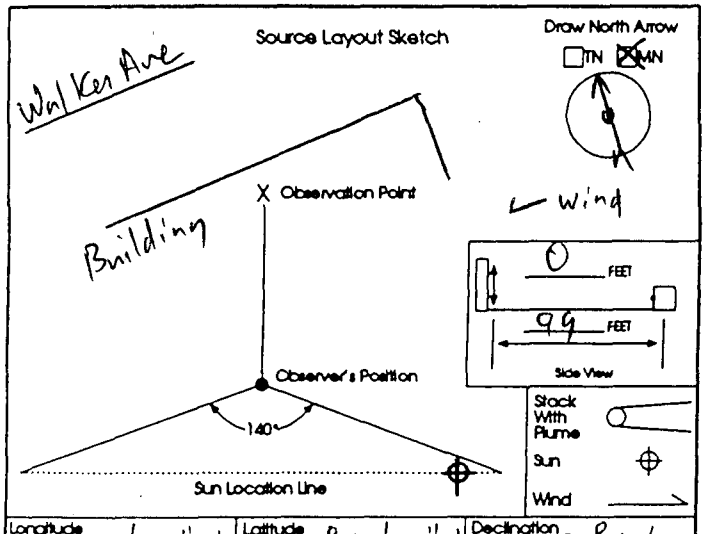

Longitude	Latitude	Declination
82° 07' 17" W	28° 40' 51" N	2° W

Additional Information: Process Rate = 1047 pieces/hour

Observation Date	Time Zone	Start Time	End Time
7/3/01	Eastern	10:10 am	10:40 am

Min \ Sec	0	15	30	45	Comments
1	0	0	0	0	
2	0	0	0	0	
3	0	0	0	0	
4	0	0	0	0	
5	0	0	0	0	
6	0	0	0	0	
7	0	0	0	0	
8	0	0	0	0	
9	0	0	0	0	
10	0	0	0	0	
11	0	0	0	0	
12	0	0	0	0	
13	0	0	0	0	
14	0	0	0	0	
15	0	0	0	0	
16	0	0	0	0	
17	0	0	0	0	
18	0	0	0	0	
19	0	0	0	0	
20	0	0	0	0	
21	0	0	0	0	
22	0	0	0	0	
23	0	0	0	0	
24	0	0	0	0	
25	0	0	0	0	
26	0	0	0	0	
27	0	0	0	0	
28	0	0	0	0	
29	0	0	0	0	
30	0	0	0	0	

State of Florida
Department of Environmental Protection

This is to Certify That HOWARD LOY has completed the STATE OF FLORIDA visible emissions evaluation training and is a qualified observer of visible emissions as specified by EPA reference method 9.

This Certificate Expires Aug 23, 2001

Observer's Name (Print)	Howard Loy
Observer's Signature	Howard Loy — Date 7/3/01
Organization	Metal Industries, Inc
Certified By	Eastern Technical Associate — Date 2/20/01

VEOF1.1

1190007-002 AV

EPA

VISIBLE EMISSION OBSERVATION FORM 1

Form Number	0 1 B 0 2	Page	2 of 3
Continued on VEO Form Number	N A		

Method Used (Circle One): Method 9 | 203A | 203B | Other: _____

Company Name	Metal Industries, Inc
Facility Name	Metal Industries - Bushnell
Street Address	400 W. Walker Ave
City	Bushnell
State	FL
Zip	33513

Process	Spray Paint Booth	Unit # 002	Operating Mode 1047 pieces/hr
Control Equipment	Water Curtain Scrubber		Operating Mode Normal

Describe Emission Point: Stack 36" diameter x 60" high middle north of 4 paint booths

Height of Emiss. Pt.	Start 34 ft End 34 ft	Height of Emiss. Pt. Rel. to Observer	Start 3 ft End 3 ft
Distance to Emiss. Pt.	Start 124 ft End 124 ft	Direction to Emiss. Pt. (Degrees)	Start 15 End 15
Vertical Angle to Obs. Pt.	Start 0 End 0	Direction to Obs. Pt. (Degrees)	Start 15 End 15

Distance and Direction to Observation Point from Emission Point: Start Lip of stack End Lip of stack

Describe Emissions	Start clear End clear		
Emission Color	Start Clear End clear	Water Droplet Plume	Attached ☐ Detached ☐ None ☒
Describe Plume Background	Start Tree End Tree		
Background Color	Start Green End Green	Sky Conditions	Start Overcast End Overcast
Wind Speed	Start 5-8 mph End 5-8 mph	Wind Direction	Start East End East
Ambient Temp.	Start 89 End 89	Wet Bulb Temp. 82	RH Percent 69

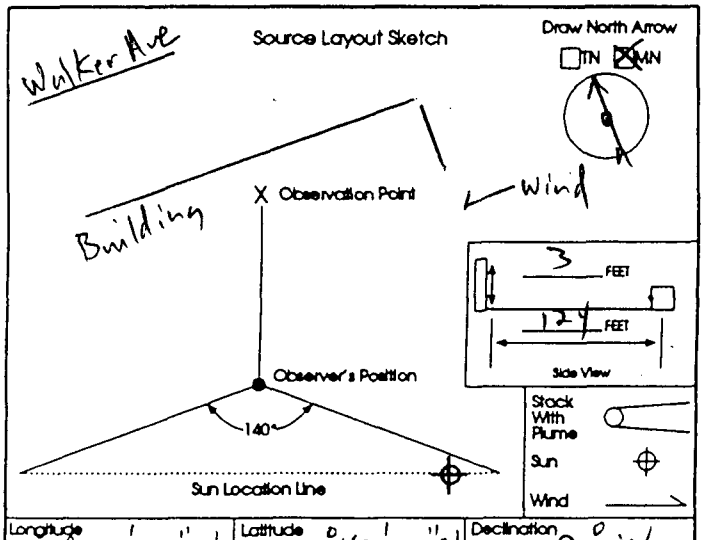

Longitude	Latitude	Declination
82° 07' 17" W	28° 40' 51" N	2° W

Additional Information: Process Rate = 1047 pieces/hour

Observation Date	Time Zone	Start Time	End Time
7/3/01	Eastern	10:10 am	10:40 am

Min \ Sec	0	15	30	45	Comments
1	0	0	0	0	
2	0	0	0	0	
3	0	0	0	0	
4	0	0	0	0	
5	0	0	0	0	
6	0	0	0	0	
7	0	0	0	0	
8	0	0	0	0	
9	0	0	0	0	
10	0	0	0	0	
11	0	0	0	0	
12	0	0	0	0	
13	0	0	0	0	
14	0	0	0	0	
15	0	0	0	0	
16	0	0	0	0	
17	0	0	0	0	
18	0	0	0	0	
19	0	0	0	0	
20	0	0	0	0	
21	0	0	0	0	
22	0	0	0	0	
23	0	0	0	0	
24	0	0	0	0	
25	0	0	0	0	
26	0	0	0	0	
27	0	0	0	0	
28	0	0	0	0	
29	0	0	0	0	
30	0	0	0	0	

State of Florida
Department of Environmental Protection

This Is to Certify That HOWARD LOY has completed the STATE OF FLORIDA visible emissions evaluation training and is a qualified observer of visible emissions as specified by EPA reference method 9.

This Certificate Expires Aug 23, 2001

Observer's Name (Print)	Howard Loy	
Observer's Signature	Howard Loy	Date 7/3/01
Organization	Metal Industries, Inc	
Certified By	Eastern Technical Associate	Date 2/20/01

VEOF1.1

1190007-002 AV

EPA

VISIBLE EMISSION OBSERVATION FORM 1

Form Number	0 1 B 0 2	Page	3 of 3
Continued on VEO Form Number	N A		

Method Used (Circle One): (Method 9) 203A 203B Other: _____

Company Name	Metal Industries, Inc
Facility Name	Metal Industries - Bushnell
Street Address	400 W. Walker Ave
City	Bushnell
State	FL
Zip	33513

Process	Spray Paint Booth	Unit #	002
Operating Mode	1047 pieces/hr		
Control Equipment	Water Curtain Scrubber	Operating Mode	Normal

Describe Emission Point: stack 36" diamter x 72" high
Northern most of 4 paint booths

	Start	End
Height of Emiss. Pt.	34 ft	34 ft
Height of Emiss. Pt. Rel. to Observer	3 ft	3 ft
Distance to Emiss. Pt.	144 ft	144 ft
Direction to Emiss. Pt. (Degrees)	15	15
Vertical Angle to Obs. Pt.	0	0
Direction to Obs. Pt. (Degrees)	15	15

Distance and Direction to Observation Point from Emission Point: Start Lip of stack End Lip of stack

	Start	End
Describe Emissions	clear	clear
Emission Color	Clear	clear
Water Droplet Plume	Attached ☐ Detached ☐ None ☒	
Describe Plume Background	Tree	Tree
Background Color	Green	Green
Sky Conditions	Overcast	Overcast
Wind Speed	5-8 mph	5-8 mph
Wind Direction	East	East
Ambient Temp.	89	89
Wet Bulb Temp.	82	
RH Percent	69	

Source Layout Sketch

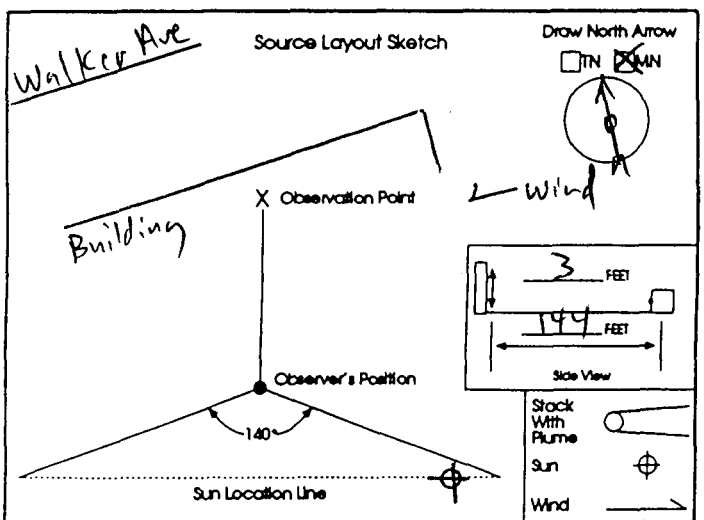

Longitude	Latitude	Declination
82° 07' 17" W	28° 40' 51" N	2° W

Additional Information: Process Rate = 1047 pieces/hour

Observation Date	Time Zone	Start Time	End Time
7/3/01	Eastern	10:10 am	10:40 am

Min \ Sec	0	15	30	45	Comments
1	0	0	0	0	
2	0	0	0	0	
3	0	0	0	0	
4	0	0	0	0	
5	0	0	0	0	
6	0	0	0	0	
7	0	0	0	0	
8	0	0	0	0	
9	0	0	0	0	
10	0	0	0	0	
11	0	0	0	0	
12	0	0	0	0	
13	0	0	0	0	
14	0	0	0	0	
15	0	0	0	0	
16	0	0	0	0	
17	0	0	0	0	
18	0	0	0	0	
19	0	0	0	0	
20	0	0	0	0	
21	0	0	0	0	
22	0	0	0	0	
23	0	0	0	0	
24	0	0	0	0	
25	0	0	0	0	
26	0	0	0	0	
27	0	0	0	0	
28	0	0	0	0	
29	0	0	0	0	
30	0	0	0	0	

State of Florida
Department of Environmental Protection

This Is to Certify That HOWARD LOY has completed the STATE OF FLORIDA visible emissions evaluation training and is a qualified observer of visible emissions as specified by EPA reference method 9.

This Certificate Expires Aug 23, 2001

Observer's Name (Print)	Howard Loy
Observer's Signature	Howard Loy
Date	7/3/01
Organization	Metal Industries, Inc
Certified By	Eastern Technical Associate
Date	2/20/01

1190007-002 AV

EPA

VISIBLE EMISSION OBSERVATION FORM 1

Form Number	01B03	Page	1 of 2
Continued on VEO Form Number	NA		

Method Used (Circle One): (Method 9) 203A 203B Other: _____

Company Name	Metal Industries, Inc
Facility Name	Metal Industries - Bushnell
Street Address	400 W. Walker Ave
City	Bushnell
State	FL
Zip	33513

Process	Electrodeposition Vats	Unit #	003
Operating Mode	1047 pieces/hr		
Control Equipment	NA	Operating Mode	NA

Describe Emission Point: 18" diameter x 60" high stack Southern most of 3 ED Vats

	Start	End
Height of Emiss. Pt.	28 ft	28 ft
Height of Emiss. Pt. Rel. to Observer	-3 ft	-3 ft
Distance to Emiss. Pt.	77 ft	77 ft
Direction to Emiss. Pt. (Degrees)	345	345
Vertical Angle to Obs. Pt.	0°	0°
Direction to Obs. Pt. (Degrees)	345	345
Distance and Direction to Observation Point from Emission Point	Lip of stack	Lip of stack
Describe Emissions	clear	clear
Emission Color	Clear	clear
Describe Plume Background	Roof	Roof
Background Color	White	White
Sky Conditions	Overcast	Overcast
Wind Speed	5-8 mph	5-8 mph
Wind Direction	East	East
Ambient Temp.	89	89
Wet Bulb Temp.	82	
RH Percent	69	

Water Droplet Plume: Attached ☐ Detached ☐ None ☒

Source Layout Sketch

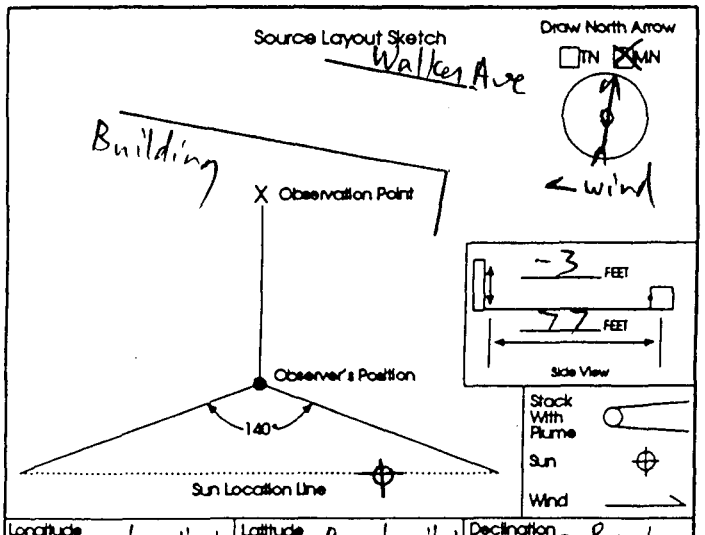

Longitude	Latitude	Declination
82° 07' 17" W	28° 40' 51" N	2° W

Additional Information: Process Rate = 1047 pieces/hour

Observation Date	Time Zone	Start Time	End Time
7/3/01	Eastern	10:10 am	10:40 am

Min \ Sec	0	15	30	45	Comments
1	0	0	0	0	
2	0	0	0	0	
3	0	0	0	0	
4	0	0	0	0	
5	0	0	0	0	
6	0	0	0	0	
7	0	0	0	0	
8	0	0	0	0	
9	0	0	0	0	
10	0	0	0	0	
11	0	0	0	0	
12	0	0	0	0	
13	0	0	0	0	
14	0	0	0	0	
15	0	0	0	0	
16	0	0	0	0	
17	0	0	0	0	
18	0	0	0	0	
19	0	0	0	0	
20	0	0	0	0	
21	0	0	0	0	
22	0	0	0	0	
23	0	0	0	0	
24	0	0	0	0	
25	0	0	0	0	
26	0	0	0	0	
27	0	0	0	0	
28	0	0	0	0	
29	0	0	0	0	
30	0	0	0	0	

State of Florida
Department of Environmental Protection

This is to Certify That HOWARD LOY has completed the STATE OF FLORIDA visible emissions evaluation training and is a qualified observer of visible emissions as specified by EPA reference method 9.

This Certificate Expires Aug 23, 2001

Observer's Name (Print)	Howard Loy
Observer's Signature	Howard Loy
Date	7/3/01
Organization	Metal Industries, Inc
Certified By	Eastern Technical Associate
Date	2/20/01

VEOF1.1

1190007-002 AV

EPA

VISIBLE EMISSION OBSERVATION FORM 1

Form Number	0 1 B 0 3	Page	2 of 2
Continued on VEO Form Number	N A		

Method Used (Circle One): (Method 9) 203A 203B Other: _____

Company Name	Metal Industries, Inc
Facility Name	Metal Industries - Bushnell
Street Address	400 W. Walker Ave
City	Bushnell
State	FL
Zip	33513

Process	Electrodeposition Vat	Unit #	003
Operating Mode	1047 pieces/hr		
Control Equipment	NA	Operating Mode	NA

Describe Emission Point: 18" diameter x 68" high stack
Northern most of 3 ED Vats

	Start	End
Height of Emiss. Pt.	35 ft	35 ft
Height of Emiss. Pt. Rel. to Observer	3 ft	3 ft
Distance to Emiss. Pt.	24 ft	24 ft
Direction to Emiss. Pt. (Degrees)	340	340
Vertical Angle to Obs. Pt.	70°	70°
Direction to Obs. Pt. (Degrees)	340	340
Distance and Direction to Observation Point from Emission Point	Lip of stack	Lip of stack
Describe Emissions	Clear	Clear
Emission Color	Clear	Clear
Water Droplet Plume	Attached ☐ Detached ☐ None ☒	
Describe Plume Background	Cloudy Sky	Cloudy Sky
Background Color	Gray	Gray
Sky Conditions	Overcast	Overcast
Wind Speed	5-8 mph	5-8 mph
Wind Direction	East	East
Ambient Temp.	89	89
Wet Bulb Temp.	82	
RH Percent	69	

Source Layout Sketch

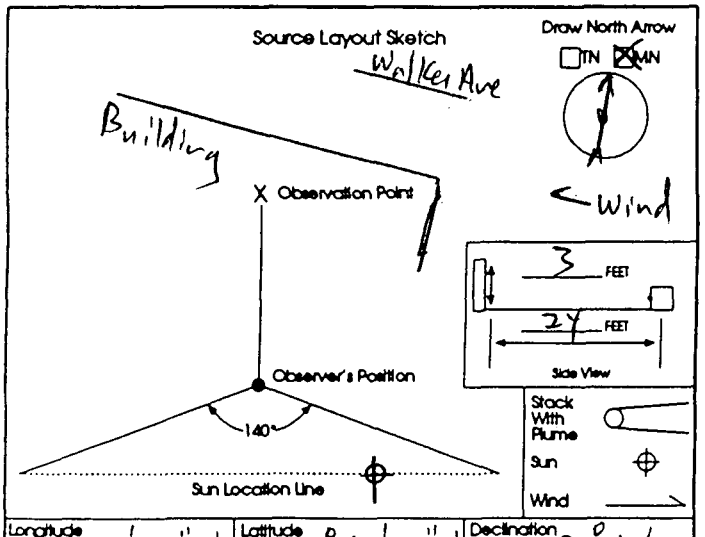

Longitude	Latitude	Declination
82° 07' 17" W	28° 40' 51" N	2° W

Additional Information: Process Rate = 1047 pieces/hour

Observation Date	Time Zone	Start Time	End Time
7/3/01	Eastern	9:30 am	10 am

Min \ Sec	0	15	30	45	Comments
1	0	0	0	0	
2	0	0	0	0	
3	0	0	0	0	
4	0	0	0	0	
5	0	0	0	0	
6	0	0	0	0	
7	0	0	0	0	
8	0	0	0	0	
9	0	0	0	0	
10	0	0	0	0	
11	0	0	0	0	
12	0	0	0	0	
13	0	0	0	0	
14	0	0	0	0	
15	0	0	0	0	
16	0	0	0	0	
17	0	0	0	0	
18	0	0	0	0	
19	0	0	0	0	
20	0	0	0	0	
21	0	0	0	0	
22	0	0	0	0	
23	0	0	0	0	
24	0	0	0	0	
25	0	0	0	0	
26	0	0	0	0	
27	0	0	0	0	
28	0	0	0	0	
29	0	0	0	0	
30	0	0	0	0	

State of Florida
Department of Environmental Protection
This Is to Certify That HOWARD LOY
has completed the STATE OF FLORIDA visible emissions evaluation training and is a qualified observer of visible emissions as specified by EPA reference method 9.
This Certificate Expires Aug 23, 2001

Observer's Name (Print)	Howard Loy
Observer's Signature	Howard Loy
Date	7/3/01
Organization	Metal Industries, Inc
Certified By	Eastern Technical Associate
Date	2/20/01

VEOF1.1

1190007-002 AV

EPA

VISIBLE EMISSION OBSERVATION FORM 1

Form Number	0 1 B 0 5	Page	1 of 1
Continued on VEO Form Number	N A		

Method Used (Circle One): (Method 9) 203A 203B Other: _____

Company Name	Metal Industries, Inc
Facility Name	Metal Industries - Bushnell
Street Address	400 W. Walker Ave
City	Bushnell
State	FL
Zip	33513

Process: Dryoff Oven	Unit #: 005	Operating Mode: 1047 pieces/hr
Control Equipment: Propane		Operating Mode: max 2.0 mmBTU/hr

Describe Emission Point: 12"x16"x60" high stack

	Start	End
Height of Emiss. Pt.	32 ft	32 ft
Height of Emiss. Pt. Rel. to Observer	0 ft	0 ft
Distance to Emiss. Pt.	64 ft	64 ft
Direction to Emiss. Pt. (Degrees)	350	350
Vertical Angle to Obs. Pt.	0°	0°
Direction to Obs. Pt. (Degrees)	350	350
Distance and Direction to Observation Point from Emission Point	Lip of stack	Lip of stack
Describe Emissions	clear	clear
Emission Color	Clear	clear
Describe Plume Background	cloudy sky	cloudy sky
Background Color	Gray	Gray
Sky Conditions	Overcast	Overcast
Wind Speed	5-8 mph	5-8 mph
Wind Direction	East	East
Ambient Temp.	89	89
Wet Bulb Temp.	82	
RH Percent	69	

Water Droplet Plume: Attached ☐ Detached ☐ None ☒

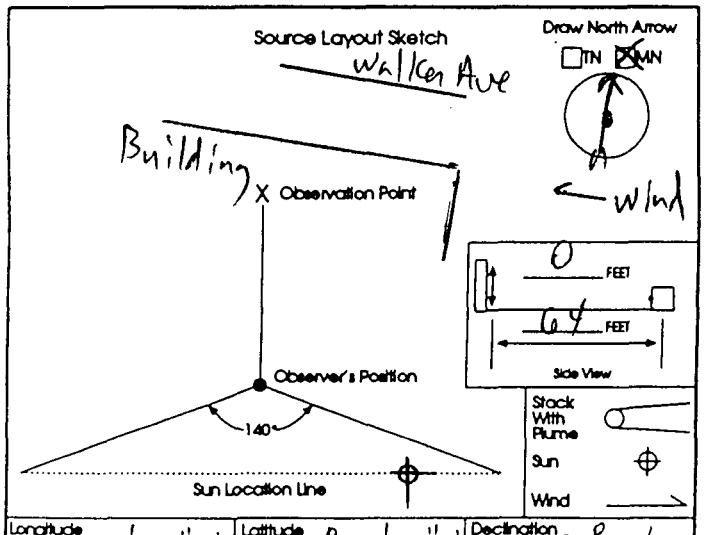

Longitude	Latitude	Declination
82° 07' 17" W	28° 40' 51" N	2° W

Additional Information: Process Rate = 1047 pieces/hour
max 2.0 mm BTU/hr

Observation Date	Time Zone	Start Time	End Time
7/3/01	Eastern	9:30 am	10 am

Min \ Sec	0	15	30	45	Comments
1	0	0	0	0	
2	0	0	0	0	
3	0	0	0	0	
4	0	0	0	0	
5	0	0	0	0	
6	0	0	0	0	
7	0	0	0	0	
8	0	0	0	0	
9	0	0	0	0	
10	0	0	0	0	
11	0	0	0	0	
12	0	0	0	0	
13	0	0	0	0	
14	0	0	0	0	
15	0	0	0	0	
16	0	0	0	0	
17	0	0	0	0	
18	0	0	0	0	
19	0	0	0	0	
20	0	0	0	0	
21	0	0	0	0	
22	0	0	0	0	
23	0	0	0	0	
24	0	0	0	0	
25	0	0	0	0	
26	0	0	0	0	
27	0	0	0	0	
28	0	0	0	0	
29	0	0	0	0	
30	0	0	0	0	

State of Florida
Department of Environmental Protection

This is to Certify That HOWARD LOY has completed the STATE OF FLORIDA visible emissions evaluation training and is a qualified observer of visible emissions as specified by EPA reference method 9.

This Certificate Expires Aug 23, 2001

Observer's Name (Print)	Howard Loy
Observer's Signature	Howard Loy — Date 7/3/01
Organization	Metal Industries, Inc
Certified By	Eastern Technical Associate — Date 2/20/01

VEOF1.1

1190007-002 AV

EPA

VISIBLE EMISSION OBSERVATION FORM 1

Form Number	0	1	B	0	7	Page 1 of 1
Continued on VEO Form Number	N	A				

Method Used (Circle One): (Method 9) 203A 203B Other: _____

Company Name: Metal Industries, Inc
Facility Name: Metal Industries - Bushnell
Street Address: 400 W. Walker Ave
City: Bushnell State: FL Zip: 33513

Process: Cleaner Tank with heater Unit #: 007 Operating Mode: 1047 pieces/hr
Control Equipment: Propane Operating Mode: max 3.5mm BTU/hr

Describe Emission Point: 17"x11"x60" high stack

Height of Emiss. Pt. Start 30 ft End 30 ft
Height of Emiss. Pt. Rel. to Observer Start -1 ft End -1 ft
Distance to Emiss. Pt. Start 109 ft End 109 ft
Direction to Emiss. Pt. (Degrees) Start 335 End 335

Vertical Angle to Obs. Pt. Start 10 End 10
Direction to Obs. Pt. (Degrees) Start 335 End 335
Distance and Direction to Observation Point from Emission Point Start Lip of stack End Lip of stack

Describe Emissions Start clear End clear
Emission Color Start Clear End clear
Water Droplet Plume Attached ☐ Detached ☐ None ☒

Describe Plume Background Start Roof End Roof
Background Color Start White End White
Sky Conditions Start Overcast End Overcast
Wind Speed Start 5-8mph End 5-8mph
Wind Direction Start East End East
Ambient Temp. Start 89 End 89
Wet Bulb Temp. 82
RH Percent 69

Source Layout Sketch

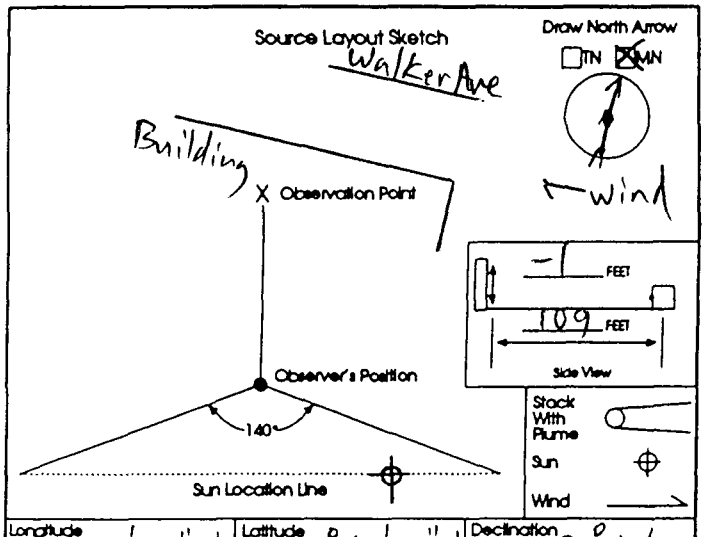

Longitude 82° 07' 17" W Latitude 28° 40' 51" N Declination 2° W

Additional Information: Process Rate = 1047 pieces/hour
max 3.5 mm BTU/hr

Observation Date	Time Zone	Start Time	End Time
7/3/01	Eastern	10:10 am	10:40 am

Min \ Sec	0	15	30	45	Comments
1	0	0	0	0	
2	0	0	0	0	
3	0	0	0	0	
4	0	0	0	0	
5	0	0	0	0	
6	0	0	0	0	
7	0	0	0	0	
8	0	0	0	0	
9	0	0	0	0	
10	0	0	0	0	
11	0	0	0	0	
12	0	0	0	0	
13	0	0	0	0	
14	0	0	0	0	
15	0	0	0	0	
16	0	0	0	0	
17	0	0	0	0	
18	0	0	0	0	
19	0	0	0	0	
20	0	0	0	0	
21	0	0	0	0	
22	0	0	0	0	
23	0	0	0	0	
24	0	0	0	0	
25	0	0	0	0	
26	0	0	0	0	
27	0	0	0	0	
28	0	0	0	0	
29	0	0	0	0	
30	0	0	0	0	

State of Florida
Department of Environmental Protection
This is to Certify That HOWARD LOY has completed the STATE OF FLORIDA visible emissions evaluation training and is a qualified observer of visible emissions as specified by EPA reference method 9.
This Certificate Expires Aug 23, 2001

Observer's Name (Print): Howard Loy
Observer's Signature: Howard Loy Date: 7/3/01
Organization: Metal Industries, Inc
Certified By: Eastern Technical Associate Date: 2/20/01

VEOF1.1

1190007-002 AV

EPA

VISIBLE EMISSION OBSERVATION FORM 1

Form Number	0 1 B 0 8	Page	1 of 1
Continued on VEO Form Number	N A		

Method Used (Circle One): Method 9 (circled) 203A 203B Other: _____

Company Name	Metal Industries, Inc
Facility Name	Metal Industries - Bushnell
Street Address	400 W. Walker Ave
City	Bushnell
State	FL
Zip	33513

Process	Phosphate Tank with Heater	Unit #	008
Operating Mode	1047 pieces/hr		
Control Equipment	Propane	Operating Mode	max 3.5 mm BTU/hr

Describe Emission Point: 17" x 11" x 60" high stack

Height of Emiss. Pt.	Start 34 ft End 34 ft	Height of Emiss. Pt. Rel. to Observer	Start 2 ft End 2 ft
Distance to Emiss. Pt.	Start 40 ft End 40 ft	Direction to Emiss. Pt. (Degrees)	Start 300 End 300
Vertical Angle to Obs. Pt.	Start 3° End 3°	Direction to Obs. Pt. (Degrees)	Start 300 End 300
Distance and Direction to Observation Point from Emission Point	Start Lip of stack		End Lip of stack
Describe Emissions	Start clear		End clear
Emission Color	Start Clear End clear	Water Droplet Plume	Attached ☐ Detached ☐ None ☒
Describe Plume Background	Start Cloudy sky		End Cloudy sky
Background Color	Start Gray End Gray	Sky Conditions	Start Overcast End Overcast
Wind Speed	Start 5-8 mph End 5-8 mph	Wind Direction	Start East End East
Ambient Temp.	Start 89 End 89	Wet Bulb Temp. 82	RH Percent 69

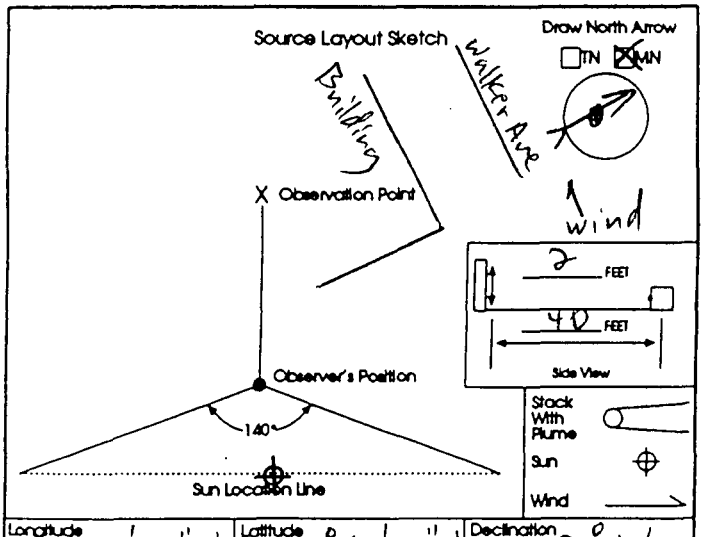

Longitude	Latitude	Declination
82° 07' 17" W	28° 40' 51" N	2° W

Additional Information: Process Rate = 1047 pieces/hour max 3.5 mm BTU/hr

Observation Date	Time Zone	Start Time	End Time
7/3/01	Eastern	9:30 am	10 am

Min \ Sec	0	15	30	45	Comments
1	0	0	0	0	
2	0	0	0	0	
3	0	0	0	0	
4	0	0	0	0	
5	0	0	0	0	
6	0	0	0	0	
7	0	0	0	0	
8	0	0	0	0	
9	0	0	0	0	
10	0	0	0	0	
11	0	0	0	0	
12	0	0	0	0	
13	0	0	0	0	
14	0	0	0	0	
15	0	0	0	0	
16	0	0	0	0	
17	0	0	0	0	
18	0	0	0	0	
19	0	0	0	0	
20	0	0	0	0	
21	0	0	0	0	
22	0	0	0	0	
23	0	0	0	0	
24	0	0	0	0	
25	0	0	0	0	
26	0	0	0	0	
27	0	0	0	0	
28	0	0	0	0	
29	0	0	0	0	
30	0	0	0	0	

State of Florida
Department of Environmental Protection

This Is to Certify That HOWARD LOY has completed the STATE OF FLORIDA visible emissions evaluation training and is a qualified observer of visible emissions as specified by EPA reference method 9.

This Certificate Expires Aug 23, 2001

Observer's Name (Print)	Howard Loy	
Observer's Signature	Howard Loy	Date 7/3/01
Organization	Metal Industries, Inc	
Certified By	Eastern Technical Associate	Date 2/20/01

VEOF1.1

1190007-002 AV

EPA

VISIBLE EMISSION OBSERVATION FORM 1

Form Number	0 1 B 0 9	Page	1 of 1
Continued on VEO Form Number	N A		

Method Used (Circle One): Method 9 | 203A | 203B | Other: _____

Company Name	Metal Industries, Inc
Facility Name	Metal Industries - Bushnell
Street Address	400 W. Walker Ave
City	Bushnell
State	FL
Zip	33513

Process: Bake Oven	Unit #: 009	Operating Mode: 1047 pieces/hr
Control Equipment: Propane		Operating Mode: max 6mm BTU/hr

Describe Emission Point: 17"x20"x60" high stack

Height of Emiss. Pt.	Start 31 ft End 31 ft	Height of Emiss. Pt. Rel. to Observer	Start -1 ft End -1 ft
Distance to Emiss. Pt.	Start 76 ft End 76 ft	Direction to Emiss. Pt. (Degrees)	Start 10 End 10
Vertical Angle to Obs. Pt.	Start 0° End 0°	Direction to Obs. Pt. (Degrees)	Start 10 End 10
Distance and Direction to Observation Point from Emission Point	Start Lip of stack	End Lip of stack	
Describe Emissions	Start clear	End clear	
Emission Color	Start Clear End clear	Water Droplet Plume	Attached ☐ Detached ☐ None ☒
Describe Plume Background	Start Roof	End Roof	
Background Color	Start White End white	Sky Conditions	Start Overcast End Overcast
Wind Speed	Start 5-8mph End 5-8mph	Wind Direction	Start East End East
Ambient Temp.	Start 89 End 89	Wet Bulb Temp. 82	RH Percent 69

Source Layout Sketch

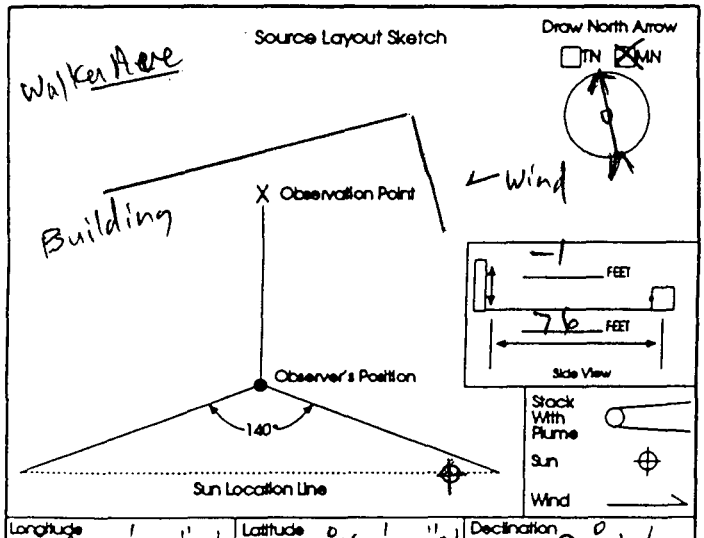

Longitude	Latitude	Declination
82° 07' 17" W	28° 40' 51" N	2° W

Additional Information: Process Rate = 1047 pieces/hour max 6mm BTU/hr

Observation Date	Time Zone	Start Time	End Time
7/3/01	Eastern	9:30 am	10 am

Min \ Sec	0	15	30	45	Comments
1	0	0	0	0	
2	0	0	0	0	
3	0	0	0	0	
4	0	0	0	0	
5	0	0	0	0	
6	0	0	0	0	
7	0	0	0	0	
8	0	0	0	0	
9	0	0	0	0	
10	0	0	0	0	
11	0	0	0	0	
12	0	0	0	0	
13	0	0	0	0	
14	0	0	0	0	
15	0	0	0	0	
16	0	0	0	0	
17	0	0	0	0	
18	0	0	0	0	
19	0	0	0	0	
20	0	0	0	0	
21	0	0	0	0	
22	0	0	0	0	
23	0	0	0	0	
24	0	0	0	0	
25	0	0	0	0	
26	0	0	0	0	
27	0	0	0	0	
28	0	0	0	0	
29	0	0	0	0	
30	0	0	0	0	

State of Florida
Department of Environmental Protection

This Is to Certify That HOWARD LOY has completed the STATE OF FLORIDA visible emissions evaluation training and is a qualified observer of visible emissions as specified by EPA reference method 9.

This Certificate Expires Aug 23, 2001

Observer's Name (Print)	Howard Loy		
Observer's Signature	Howard Loy	Date	7/3/01
Organization	Metal Industries, Inc		
Certified By	Eastern Technical Associate	Date	2/20/01

VEOF1.1

1190007-002 AV

EPA

VISIBLE EMISSION OBSERVATION FORM 1

Form Number	0 1 B 1 0	Page	1 of 1
Continued on VEO Form Number	N A		

Method Used (Circle One): (Method 9) 203A 203B Other: _____

Company Name	Metal Industries, Inc
Facility Name	Metal Industries - Bushnell
Street Address	400 W. Walker Ave
City	Bushnell
State	FL
Zip	33513

Process	Washer Heater	Unit # 010	Operating Mode 23 pieces/hr
Control Equipment	Propane		Operating Mode max 1.5 mm BTU/hr

Describe Emission Point: 24" diameter x 48" high stack

Height of Emiss. Pt.	Start 31 ft End 31 ft	Height of Emiss. Pt. Rel. to Observer	Start -1 ft End -1 ft
Distance to Emiss. Pt.	Start 113 ft End 113 ft	Direction to Emiss. Pt. (Degrees)	Start 310 End 310
Vertical Angle to Obs. Pt.	Start 1 End 1	Direction to Obs. Pt. (Degrees)	Start 310 End 310
Distance and Direction to Observation Point from Emission Point	Start Lip of stack		End Lip of stack
Describe Emissions	Start Clear		End Clear
Emission Color	Start Clear End Clear	Water Droplet Plume	Attached ☐ Detached ☐ None ☒
Describe Plume Background	Start Roof		End Roof
Background Color	Start white End white	Sky Conditions	Start Overcast End Overcast
Wind Speed	Start 5-8 mph End 5-8 mph	Wind Direction	Start East End East
Ambient Temp.	Start 89 End 89	Wet Bulb Temp. 82	RH Percent 69

Source Layout Sketch

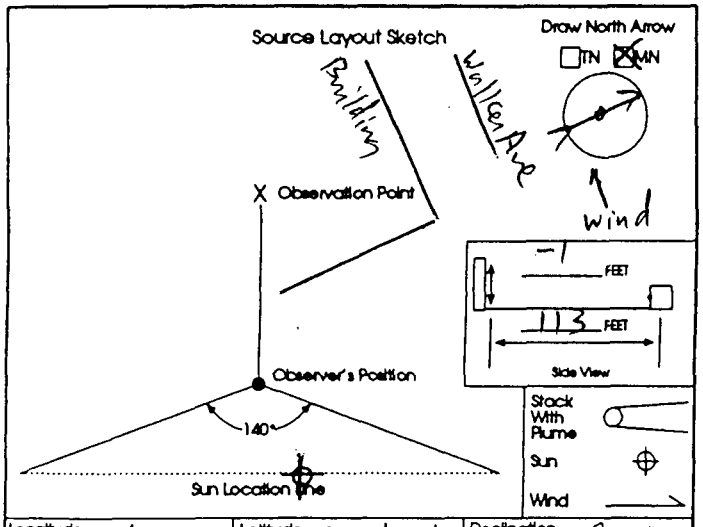

Longitude	Latitude	Declination
82° 07' 17" W	28° 40' 51" N	2° W

Additional Information: Process Rate = 23 pieces/hour max 1.5 mm BTU/hr

Observation Date	Time Zone	Start Time	End Time
7/3/01	Eastern	9:30 am	10 am

Min \ Sec	0	15	30	45	Comments
1	0	0	0	0	
2	0	0	0	0	
3	0	0	0	0	
4	0	0	0	0	
5	0	0	0	0	
6	0	0	0	0	
7	0	0	0	0	
8	0	0	0	0	
9	0	0	0	0	
10	0	0	0	0	
11	0	0	0	0	
12	0	0	0	0	
13	0	0	0	0	
14	0	0	0	0	
15	0	0	0	0	
16	0	0	0	0	
17	0	0	0	0	
18	0	0	0	0	
19	0	0	0	0	
20	0	0	0	0	
21	0	0	0	0	
22	0	0	0	0	
23	0	0	0	0	
24	0	0	0	0	
25	0	0	0	0	
26	0	0	0	0	
27	0	0	0	0	
28	0	0	0	0	
29	0	0	0	0	
30	0	0	0	0	

State of Florida
Department of Environmental Protection

This is to Certify That HOWARD LOY has completed the STATE OF FLORIDA visible emissions evaluation training and is a qualified observer of visible emissions as specified by EPA reference method 9.

This Certificate Expires Aug 23, 2001

Observer's Name (Print)	Howard Loy
Observer's Signature	Howard Loy — Date 7/3/01
Organization	Metal Industries, Inc
Certified By	Eastern Technical Associate — Date 2/20/01

VEOF1.1

1190007-002 AV

EPA

VISIBLE EMISSION OBSERVATION FORM 1

Form Number	0 1 B 1 1	Page 1 of 1
Continued on VEO Form Number	N A	

Method Used (Circle One): (Method 9) 203A 203B Other: _____

Company Name	Metal Industries, Inc
Facility Name	Metal Industries - Bushnell
Street Address	400 W. Walker Ave
City	Bushnell
State	FL
Zip	33513

Process: Dryoff Oven	Unit #: 011	Operating Mode: 23 pieces/hr
Control Equipment: Propane		Operating Mode: max 3.5mmBTU/hr

Describe Emission Point: 24" diameter X 48" high stack

	Start	End
Height of Emiss. Pt.	33 ft	33 ft
Height of Emiss. Pt. Rel. to Observer	1 ft	1 ft
Distance to Emiss. Pt.	164 ft	164 ft
Direction to Emiss. Pt. (Degrees)	320	320
Vertical Angle to Obs. Pt.	0	0°
Direction to Obs. Pt. (Degrees)	320	320
Distance and Direction to Observation Point from Emission Point	Lip of stack	Lip of stack
Describe Emissions	clear	clear
Emission Color	Clear	clear
Water Droplet Plume	Attached ☐ Detached ☐ None ☒	
Describe Plume Background	Cloudy sky	cloudy sky
Background Color	Gray	Gray
Sky Conditions	Overcast	Overcast
Wind Speed	5-8mph	5-8mph
Wind Direction	East	East
Ambient Temp.	89	89
Wet Bulb Temp.	82	
RH Percent	69	

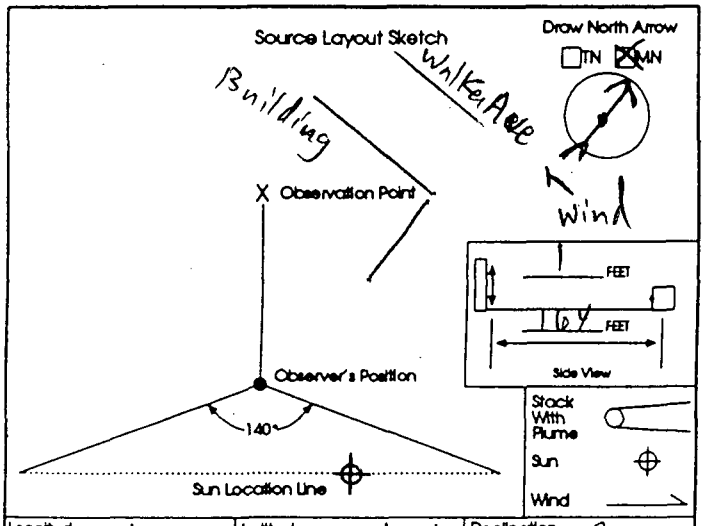

Longitude	Latitude	Declination
82° 07' 17" W	28° 40' 51" N	2° W

Additional Information: Process Rate = 23 pieces/hour
max 3.5 mm BTU/hr

Observation Date	Time Zone	Start Time	End Time
7/3/01	Eastern	10:10 am	10:40 am

Min \ Sec	0	15	30	45	Comments
1	0	0	0	0	
2	0	0	0	0	
3	0	0	0	0	
4	0	0	0	0	
5	0	0	0	0	
6	0	0	0	0	
7	0	0	0	0	
8	0	0	0	0	
9	0	0	0	0	
10	0	0	0	0	
11	0	0	0	0	
12	0	0	0	0	
13	0	0	0	0	
14	0	0	0	0	
15	0	0	0	0	
16	0	0	0	0	
17	0	0	0	0	
18	0	0	0	0	
19	0	0	0	0	
20	0	0	0	0	
21	0	0	0	0	
22	0	0	0	0	
23	0	0	0	0	
24	0	0	0	0	
25	0	0	0	0	
26	0	0	0	0	
27	0	0	0	0	
28	0	0	0	0	
29	0	0	0	0	
30	0	0	0	0	

State of Florida
Department of Environmental Protection

This is to Certify That HOWARD LOY has completed the STATE OF FLORIDA visible emissions evaluation training and is a qualified observer of visible emissions as specified by EPA reference method 9.

This Certificate Expires Aug 23, 2001

Observer's Name (Print)	Howard Loy
Observer's Signature	Howard Loy — Date 7/3/01
Organization	Metal Industries, Inc
Certified By	Eastern Technical Associate — Date 2/20/01

VEOF1.1

1190007-002 AV

EPA

VISIBLE EMISSION OBSERVATION FORM 1

Form Number	0 1 B 1 2	Page	1 of 1
Continued on VEO Form Number	N A		

Method Used (Circle One): (Method 9) 203A 203B Other: _____

Company Name	Metal Industries, Inc
Facility Name	Metal Industries - Bushnell
Street Address	400 W. Walker Ave
City	Bushnell
State	FL
Zip	33513

Process	Paint Spray Booth	Unit # 012	Operating Mode 23 pieces/hr
Control Equipment	Water Curtain Scrubber		Operating Mode Normal

Describe Emission Point: 36" diameter x 82" high stack

	Start	End
Height of Emiss. Pt.	31 ft	31 ft
Height of Emiss. Pt. Rel. to Observer	0 ft	0 ft
Distance to Emiss. Pt.	126 ft	126 ft
Direction to Emiss. Pt. (Degrees)	310	310
Vertical Angle to Obs. Pt.	0	0°
Direction to Obs. Pt. (Degrees)	310	310
Distance and Direction to Observation Point from Emission Point	Lip of stack	Lip of stack
Describe Emissions	clear	clear
Emission Color	Clear	clear

Water Droplet Plume: Attached ☐ Detached ☐ None ☒

	Start	End
Describe Plume Background	Tree	Tree
Background Color	Green	Green
Sky Conditions	Overcast	Overcast
Wind Speed	5-8 mph	5-8 mph
Wind Direction	East	East
Ambient Temp.	89	89
Wet Bulb Temp.	82	
RH Percent	69	

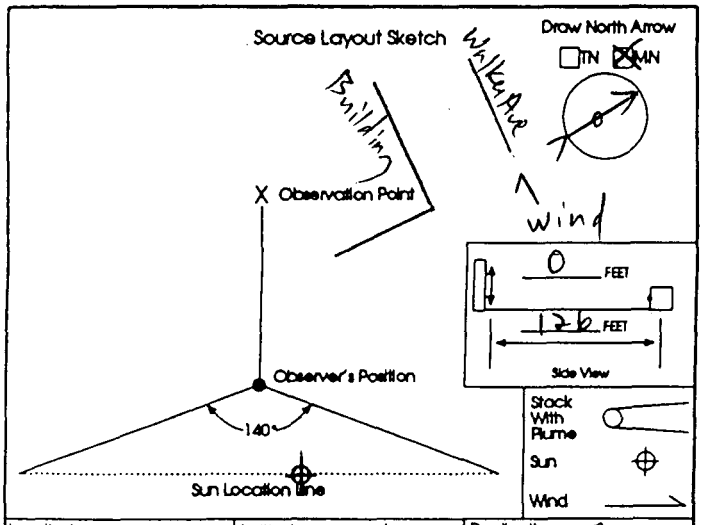

Longitude	Latitude	Declination
82° 07' 17" W	28° 40' 51" N	2° W

Additional Information: Process Rate = 23 pieces/hour

Observation Date	Time Zone	Start Time	End Time
7/3/01	Eastern	10:10 am	10:40 am

Min \ Sec	0	15	30	45	Comments
1	0	0	0	0	
2	0	0	0	0	
3	0	0	0	0	
4	0	0	0	0	
5	0	0	0	0	
6	0	0	0	0	
7	0	0	0	0	
8	0	0	0	0	
9	0	0	0	0	
10	0	0	0	0	
11	0	0	0	0	
12	0	0	0	0	
13	0	0	0	0	
14	0	0	0	0	
15	0	0	0	0	
16	0	0	0	0	
17	0	0	0	0	
18	0	0	0	0	
19	0	0	0	0	
20	0	0	0	0	
21	0	0	0	0	
22	0	0	0	0	
23	0	0	0	0	
24	0	0	0	0	
25	0	0	0	0	
26	0	0	0	0	
27	0	0	0	0	
28	0	0	0	0	
29	0	0	0	0	
30	0	0	0	0	

State of Florida
Department of Environmental Protection

This is to Certify That HOWARD LOY has completed the STATE OF FLORIDA visible emissions evaluation training and is a qualified observer of visible emissions as specified by EPA reference method 9.

This Certificate Expires Aug 23, 2001

Observer's Name (Print)	Howard Loy
Observer's Signature	Howard Loy — Date 7/3/01
Organization	Metal Industries, Inc
Certified By	Eastern Technical Associate — Date 8/20/01

VEOF1.1

1190007-002 AV

EPA

VISIBLE EMISSION OBSERVATION FORM 1

Form Number	0	1	B	1	3	Page	1 of 2
Continued on VEO Form Number						N	A

Method Used (Circle One): (Method 9) 203A 203B Other: _____

Company Name	Metal Industries, Inc
Facility Name	Metal Industries - Bushnell
Street Address	400 W. Walker Ave
City	Bushnell
State	FL
Zip	33513

Process	Main Bake Oven	Unit # 013	Operating Mode 23 pieces/hr
Control Equipment	Propane		Operating Mode max 4.5 mm BTU/hr

Describe Emission Point: 30" diameter x 30" high stack Western most

Height of Emiss. Pt.	Start 25 ft End 25 ft	Height of Emiss. Pt. Rel. to Observer	Start -6 ft End -6 ft
Distance to Emiss. Pt.	Start 82 ft End 82 ft	Direction to Emiss. Pt. (Degrees)	Start 315 End 315
Vertical Angle to Obs. Pt.	Start -4° End -4°	Direction to Obs. Pt. (Degrees)	Start 315 End 315

Distance and Direction to Observation Point from Emission Point: Start Lip of stack End Lip of stack

Describe Emissions	Start clear	End clear	
Emission Color	Start Clear End clear	Water Droplet Plume	Attached ☐ Detached ☐ None ☒
Describe Plume Background	Start Roof	End Roof	
Background Color	Start White End white	Sky Conditions	Start Overcast End Overcast
Wind Speed	Start 5-8 mph End 5-8 mph	Wind Direction	Start East End East
Ambient Temp.	Start 89 End 89	Wet Bulb Temp. 82	RH Percent 69

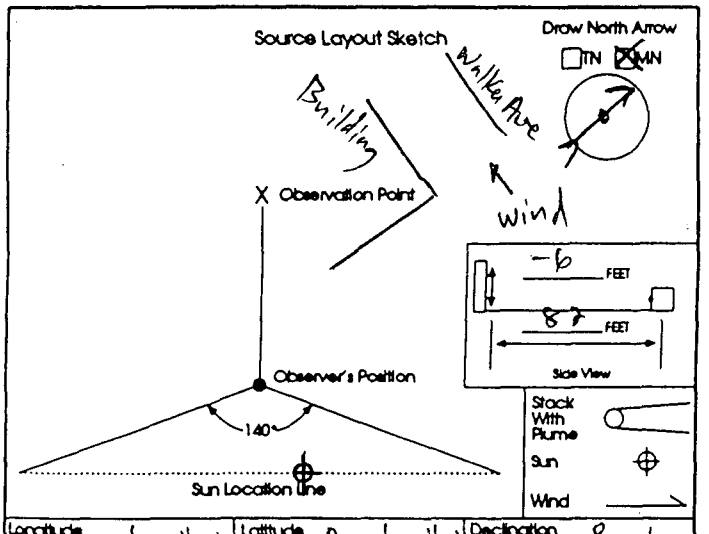

Longitude	Latitude	Declination
82° 07' 17" W	28° 40' 51" N	2° W

Additional Information: Process Rate = 23 pieces/hour max 4.5 mm BTU/hr

Observation Date	Time Zone	Start Time	End Time
7/3/01	Eastern	10:10 am	10:40 am

Min \ Sec	0	15	30	45	Comments
1	0	0	0	0	
2	0	0	0	0	
3	0	0	0	0	
4	0	0	0	0	
5	0	0	0	0	
6	0	0	0	0	
7	0	0	0	0	
8	0	0	0	0	
9	0	0	0	0	
10	0	0	0	0	
11	0	0	0	0	
12	0	0	0	0	
13	0	0	0	0	
14	0	0	0	0	
15	0	0	0	0	
16	0	0	0	0	
17	0	0	0	0	
18	0	0	0	0	
19	0	0	0	0	
20	0	0	0	0	
21	0	0	0	0	
22	0	0	0	0	
23	0	0	0	0	
24	0	0	0	0	
25	0	0	0	0	
26	0	0	0	0	
27	0	0	0	0	
28	0	0	0	0	
29	0	0	0	0	
30	0	0	0	0	

State of Florida
Department of Environmental Protection

This is to Certify That HOWARD LOY has completed the STATE OF FLORIDA visible emissions evaluation training and is a qualified observer of visible emissions as specified by EPA reference method 9.

This Certificate Expires Aug 23, 2001

Observer's Name (Print)	Howard Loy
Observer's Signature	Howard Loy — Date 7/3/01
Organization	Metal Industries, Inc
Certified By	Eastern Technical Associate — Date 2/20/01

VEOF1.1

1190007-002 AV

EPA

VISIBLE EMISSION OBSERVATION FORM 1

Form Number	0 1 B 1 3	Page	2 of 2
Continued on VEO Form Number	N A		

Method Used (Circle One): (Method 9) 203A 203B Other: _____

Company Name	Metal Industries, Inc
Facility Name	Metal Industries - Bushnell
Street Address	400 W. Walker Ave
City	Bushnell
State	FL
Zip	33513

Process	Main Bake Oven	Unit # 013	Operating Mode 23 pieces/hr
Control Equipment	Propane		Operating Mode max 4.5mmBTU/hr

Describe Emission Point: 24" diameter x 60" high stack Eastern most

	Start	End
Height of Emiss. Pt.	27 ft	27 ft
Height of Emiss. Pt. Rel. to Observer	-4 ft	-4 ft
Distance to Emiss. Pt.	68 ft	68 ft
Direction to Emiss. Pt. (Degrees)	315	315
Vertical Angle to Obs. Pt.	-3	-3
Direction to Obs. Pt. (Degrees)	315	315

Distance and Direction to Observation Point from Emission Point: Start Lip of stack End Lip of stack

	Start	End
Describe Emissions	clear	clear
Emission Color	Clear	clear

Water Droplet Plume: Attached ☐ Detached ☐ None ☒

	Start	End
Describe Plume Background	Roof	Roof
Background Color	White	White
Sky Conditions	Overcast	Overcast
Wind Speed	5-8mph	5-8mph
Wind Direction	East	East
Ambient Temp.	89	89
Wet Bulb Temp.	82	
RH Percent	69	

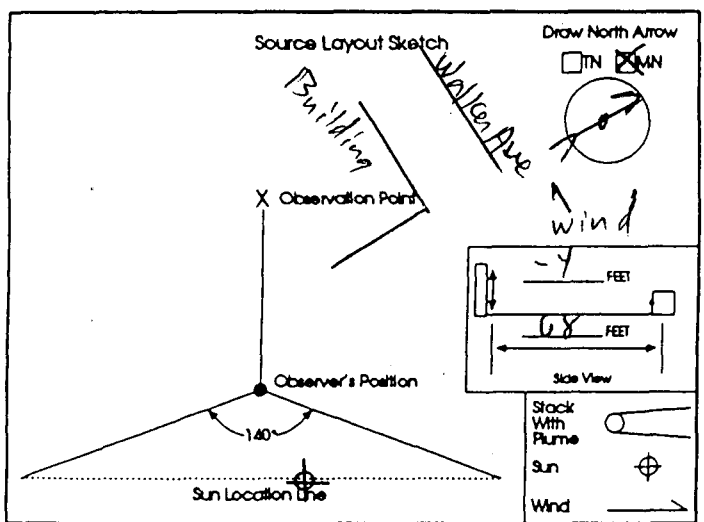

Longitude	Latitude	Declination
82° 07' 17" W	28° 40' 51" N	2° W

Additional Information: Process Rate = 23 pieces/hour max 4.5 mm BTU/hr

Observation Date	Time Zone	Start Time	End Time
7/3/01	Eastern	10:10 am	10:40 am

Min \ Sec	0	15	30	45	Comments
1	0	0	0	0	
2	0	0	0	0	
3	0	0	0	0	
4	0	0	0	0	
5	0	0	0	0	
6	0	0	0	0	
7	0	0	0	0	
8	0	0	0	0	
9	0	0	0	0	
10	0	0	0	0	
11	0	0	0	0	
12	0	0	0	0	
13	0	0	0	0	
14	0	0	0	0	
15	0	0	0	0	
16	0	0	0	0	
17	0	0	0	0	
18	0	0	0	0	
19	0	0	0	0	
20	0	0	0	0	
21	0	0	0	0	
22	0	0	0	0	
23	0	0	0	0	
24	0	0	0	0	
25	0	0	0	0	
26	0	0	0	0	
27	0	0	0	0	
28	0	0	0	0	
29	0	0	0	0	
30	0	0	0	0	

State of Florida
Department of Environmental Protection

This is to Certify That HOWARD LOY has completed the STATE OF FLORIDA visible emissions evaluation training and is a qualified observer of visible emissions as specified by EPA reference method 9.

This Certificate Expires Aug 23, 2001

Observer's Name (Print)	Howard Loy
Observer's Signature	Howard Loy
Date	7/3/01
Organization	Metal Industries, Inc
Certified By	Eastern Technical Associate
Date	2/20/01

VEOF1.1

1190007-002 AV

EPA

VISIBLE EMISSION OBSERVATION FORM 1

Form Number	0 1 B 1 4	Page	1 of 4
Continued on VEO Form Number	N A		

Method Used (Circle One): Method 9 (circled) 203A 203B Other: _____

Company Name	Metal Industries, Inc
Facility Name	Metal Industries - Bushnell
Street Address	400 W. Walker Ave
City	Bushnell
State	FL
Zip	33513

Process: Clean Oven	Unit #: 014	Operating Mode: 40 pieces/8hr
Control Equipment		Operating Mode

Describe Emission Point: 18" diameter x 36" high stack Southern most

	Start	End
Height of Emiss. Pt.	28 ft	28 ft
Height of Emiss. Pt. Rel. to Observer	-4 ft	-4 ft
Distance to Emiss. Pt.	126 ft	126 ft
Direction to Emiss. Pt. (Degrees)	320	320
Vertical Angle to Obs. Pt.	clear	clear
Direction to Obs. Pt. (Degrees)	320	320
Distance and Direction to Observation Point from Emission Point	Lip of stack	Lip of stack
Describe Emissions	clear	clear
Emission Color	Clear	clear

Water Droplet Plume: Attached ☐ Detached ☐ None ☒

	Start	End
Describe Plume Background	Roof	Roof
Background Color	White	White
Sky Conditions	Overcast	Overcast
Wind Speed	5-8 mph	5-8 mph
Wind Direction	East	East
Ambient Temp.	89	89
Wet Bulb Temp.	82	
RH Percent	69	

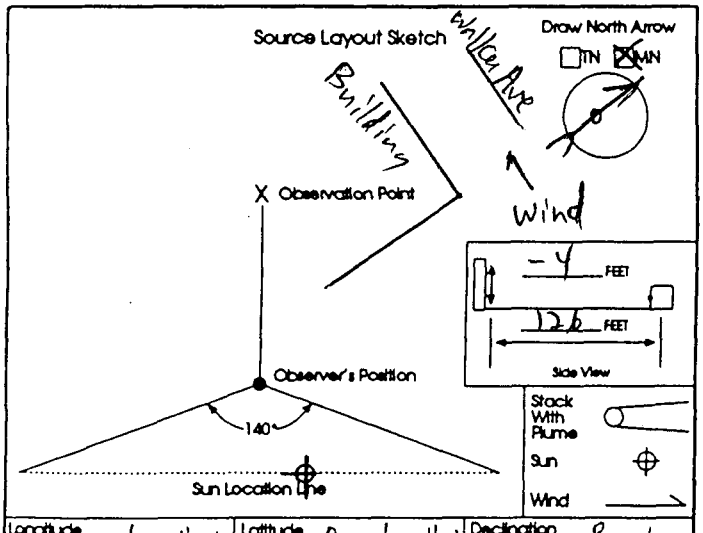

Longitude	Latitude	Declination
82° 07' 17" W	28° 40' 51" N	2° W

Additional Information: Process Rate = 40 pieces/hour

max 0.625 mmBTU/hr

Observation Date	Time Zone	Start Time	End Time
7/3/01	Eastern	9 am	10 am

Min \ Sec	0	15	30	45	Comments
1	0	0	0	0	
2	0	0	0	0	
3	0	0	0	0	
4	0	0	0	0	
5	0	0	0	0	
6	0	0	0	0	
7	0	0	0	0	
8	0	0	0	0	
9	0	0	0	0	
10	0	0	0	0	
11	0	0	0	0	
12	0	0	0	0	
13	0	0	0	0	
14	0	0	0	0	
15	0	0	0	0	
16	0	0	0	0	
17	0	0	0	0	
18	0	0	0	0	
19	0	0	0	0	
20	0	0	0	0	
21	0	0	0	0	
22	0	0	0	0	
23	0	0	0	0	
24	0	0	0	0	
25	0	0	0	0	
26	0	0	0	0	
27	0	0	0	0	
28	0	0	0	0	
29	0	0	0	0	
30	0	0	0	0	

State of Florida
Department of Environmental Protection

This is to Certify That HOWARD LOY has completed the STATE OF FLORIDA visible emissions evaluation training and is a qualified observer of visible emissions as specified by EPA reference method 9.

This Certificate Expires Aug 23, 2001

Observer's Name (Print)	Howard Loy
Observer's Signature	Howard Loy — Date 7/3/01
Organization	Metal Industries, Inc
Certified By	Eastern Technical Associate — Date 2/20/01

1190007-002 AV

EPA

VISIBLE EMISSION OBSERVATION FORM 1

Form Number	0 1 B 1 4	Page	2 of 4
Continued on VEO Form Number	N A		

Method Used (Circle One): Method 9 | 203A | 203B | Other: _____

Company Name	Metal Industries, Inc
Facility Name	Metal Industries - Bushnell
Street Address	400 W. Walker Ave
City	Bushnell
State	FL
Zip	33513

Process: Clean Oven	Unit #: 014	Operating Mode: 40 pieces/hr
Control Equipment		Operating Mode

Describe Emission Point: 18" diameter x 30" high stack Southern most

	Start	End
Height of Emiss. Pt.	28 ft	28 ft
Height of Emiss. Pt. Rel. to Observer	-4 ft	-4 ft
Distance to Emiss. Pt.	126 ft	126 ft
Direction to Emiss. Pt. (Degrees)	320	320
Vertical Angle to Obs. Pt.	clear	clear
Direction to Obs. Pt. (Degrees)	320	320
Distance and Direction to Observation Point from Emission Point	Lip of stack	Lip of stack
Describe Emissions	clear	clear
Emission Color	Clear	clear

Water Droplet Plume: Attached ☐ Detached ☐ None ☒

	Start	End
Describe Plume Background	Roof	Roof
Background Color	White	White
Sky Conditions	Overcast	Overcast
Wind Speed	5-8 mph	5-8 mph
Wind Direction	East	East
Ambient Temp.	89	89
Wet Bulb Temp.	82	
RH Percent	69	

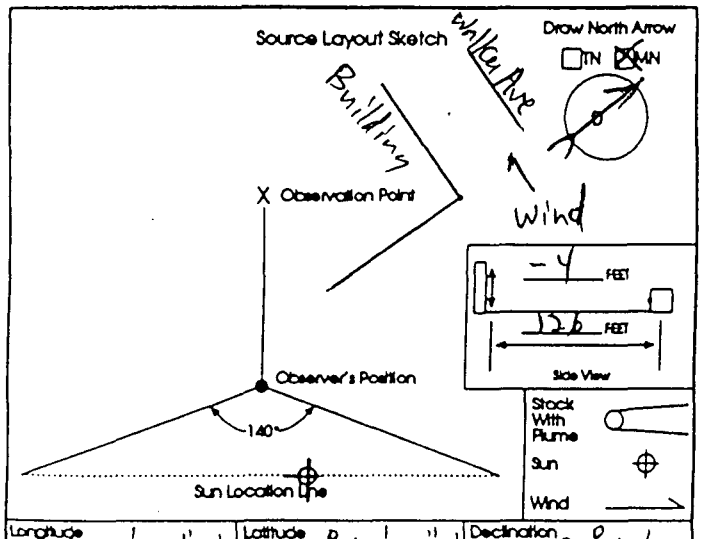

Longitude	Latitude	Declination
82° 07' 17" W	28° 40' 51" N	2° W

Additional Information: Process Rate = 40 pieces/hour
Max 0.625 mmBTU/hr

Observation Date	Time Zone	Start Time	End Time
7/3/01	Eastern	9 am	10 am

Min \ Sec	0	15	30	45	Comments
31	0	0	0	0	
32	0	0	0	0	
33	0	0	0	0	
34	0	0	0	0	
35	0	0	0	0	
36	0	0	0	0	
37	0	0	0	0	
38	0	0	0	0	
39	0	0	0	0	
40	0	0	0	0	
41	0	0	0	0	
42	0	0	0	0	
43	0	0	0	0	
44	0	0	0	0	
45	0	0	0	0	
46	0	0	0	0	
47	0	0	0	0	
48	0	0	0	0	
49	0	0	0	0	
50	0	0	0	0	
51	0	0	0	0	
52	0	0	0	0	
53	0	0	0	0	
54	0	0	0	0	
55	0	0	0	0	
56	0	0	0	0	
57	0	0	0	0	
58	0	0	0	0	
59	0	0	0	0	
60	0	0	0	0	

D.E.P. MAR 29 2002 Southwest District Tampa

State of Florida
Department of Environmental Protection

This is to Certify That HOWARD LOY has completed the STATE OF FLORIDA visible emissions evaluation training and is a qualified observer of visible emissions as specified by EPA reference method 9.

This Certificate Expires Aug 23, 2001

Observer's Name (Print)	Howard Loy
Observer's Signature	Howard Loy
Date	7/3/01
Organization	Metal Industries, Inc
Certified By	Eastern Technical Associate
Date	2/20/01

VEOF1.1

1190007-002 AV

EPA

VISIBLE EMISSION OBSERVATION FORM 1

Form Number	0 1 B 1 4	Page	3 of 4
Continued on VEO Form Number	N A		

Method Used (Circle One): (Method 9) 203A 203B Other: _____

Company Name	Metal Industries, Inc
Facility Name	Metal Industries - Bushnell
Street Address	400 W. Walker Ave
City	Bushnell
State	FL
Zip	33513

Process: Clean Oven	Unit #: 014	Operating Mode: 40 pieces/hr
Control Equipment: Propane		Operating Mode:

Describe Emission Point: 12" diameter x 33" high stack northern most

Height of Emiss. Pt.	Start 28 ft End 28 ft	Height of Emiss. Pt. Rel. to Observer	Start -4 ft End -4 ft
Distance to Emiss. Pt.	Start 126 ft End 126 ft	Direction to Emiss. Pt. (Degrees)	Start 320 End 320
Vertical Angle to Obs. Pt.	Start -2° End -2°	Direction to Obs. Pt. (Degrees)	Start 320 End 320

Distance and Direction to Observation Point from Emission Point: Start Lip of stack End Lip of stack

Describe Emissions	Start clear	End clear	
Emission Color	Start Clear	End clear	
Water Droplet Plume	Attached ☐	Detached ☐	None ☒
Describe Plume Background	Start Roof	End Roof	
Background Color	Start White	End	
Sky Conditions	Start Overcast	End Overcast	
Wind Speed	Start 5-8 mph	End 5-8 mph	
Wind Direction	Start East	End East	
Ambient Temp.	Start 89	End 89	
Wet Bulb Temp.	82		
RH Percent	69		

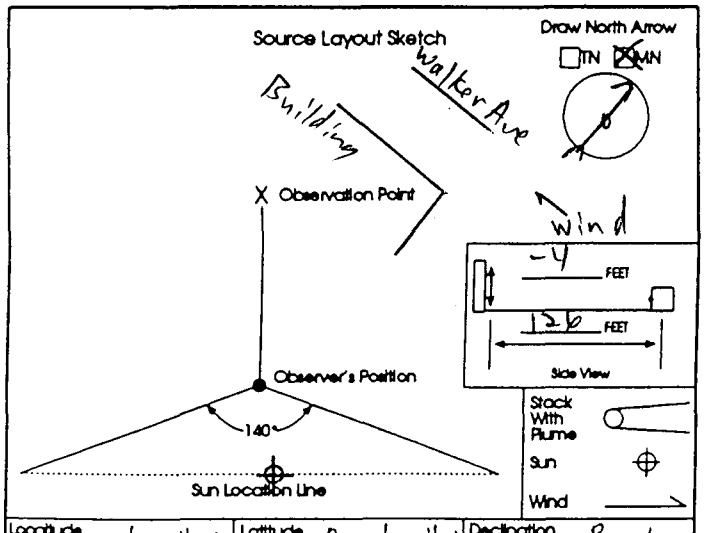

Longitude	Latitude	Declination
82° 07' 17" W	28° 40' 51" N	2° W

Additional Information: Process Rate = 40 pieces/hour
max 0.625 mm BTU/hr

Observation Date	Time Zone	Start Time	End Time
7/3/01	Eastern	9 am	10 am

Min \ Sec	0	15	30	45	Comments
1	0	0	0	0	
2	0	0	0	0	
3	0	0	0	0	
4	0	0	0	0	
5	0	0	0	0	
6	0	0	0	0	
7	0	0	0	0	
8	0	0	0	0	
9	0	0	0	0	
10	0	0	0	0	
11	0	0	0	0	
12	0	0	0	0	
13	0	0	0	0	
14	0	0	0	0	
15	0	0	0	0	
16	0	0	0	0	
17	0	0	0	0	
18	0	0	0	0	
19	0	0	0	0	
20	0	0	0	0	
21	0	0	0	0	
22	0	0	0	0	
23	0	0	0	0	
24	0	0	0	0	
25	0	0	0	0	
26	0	0	0	0	
27	0	0	0	0	
28	0	0	0	0	
29	0	0	0	0	
30	0	0	0	0	

State of Florida
Department of Environmental Protection

This is to Certify That HOWARD LOY has completed the STATE OF FLORIDA visible emissions evaluation training and is a qualified observer of visible emissions as specified by EPA reference method 9.

This Certificate Expires Aug 23, 2001

Observer's Name (Print)	Howard Loy
Observer's Signature	Howard Loy
Date	7/3/01
Organization	Metal Industries, Inc
Certified By	Eastern Technical Associate
Date	2/20/01

VEOF1.1

1190007-002 AV

EPA

VISIBLE EMISSION OBSERVATION FORM 1

Form Number	0 1 B 1 4	Page	4 of 4
Continued on VEO Form Number	N A		

Method Used (Circle One): (Method 9) 203A 203B Other: _____

Company Name	Metal Industries, Inc
Facility Name	Metal Industries - Bushnell
Street Address	400 W. Walker Ave
City	Bushnell
State	FL
Zip	33513

Process: Clean Oven	Unit #: 014	Operating Mode: 40 pieces/hr
Control Equipment: Propane		Operating Mode:

Describe Emission Point: 12" diameter x 33" high stack northern most

	Start	End
Height of Emiss. Pt.	28 ft	28 ft
Height of Emiss. Pt. Rel. to Observer	-4 ft	-4 ft
Distance to Emiss. Pt.	126 ft	126 ft
Direction to Emiss. Pt. (Degrees)	320	320
Vertical Angle to Obs. Pt.	-2°	-2°
Direction to Obs. Pt. (Degrees)	320	320
Distance and Direction to Observation Point from Emission Point	Lip of stack	Lip of stack
Describe Emissions	clear	clear
Emission Color	Clear	clear

Water Droplet Plume: Attached ☐ Detached ☐ None ☒

	Start	End
Describe Plume Background	Root	Root
Background Color	White	
Sky Conditions	Overcast	Overcast
Wind Speed	5-8 mph	5-8 mph
Wind Direction	East	East
Ambient Temp.	89	89
Wet Bulb Temp.	82	
RH Percent	69	

Source Layout Sketch

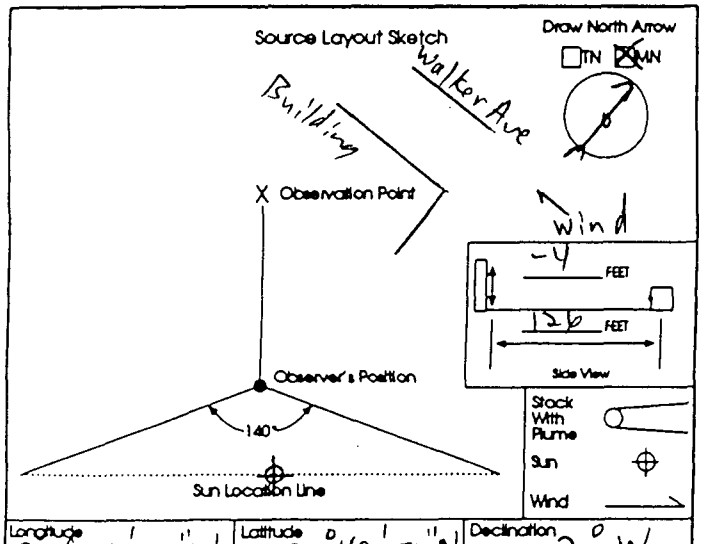

Longitude	Latitude	Declination
82° 07' 17" W	28° 40' 51" N	2° W

Additional Information: Process Rate = 40 pieces/hour

max 0.627 mm BTU/hr

Observation Date	Time Zone	Start Time	End Time
7/3/01	Eastern	9 am	10 am

Min \ Sec	0	15	30	45	Comments
31	0	0	0	0	
32	0	0	0	0	
33	0	0	0	0	
34	0	0	0	0	
35	0	0	0	0	
36	0	0	0	0	
37	0	0	0	0	
38	0	0	0	0	
39	0	0	0	0	
40	0	0	0	0	
41	0	0	0	0	
42	0	0	0	0	
43	0	0	0	0	
44	0	0	0	0	
45	0	0	0	0	
46	0	0	0	0	
47	0	0	0	0	
48	0	0	0	0	
49	0	0	0	0	
50	0	0	0	0	
51	0	0	0	0	
52	0	0	0	0	
53	0	0	0	0	
54	0	0	0	0	
55	0	0	0	0	
56	0	0	0	0	
57	0	0	0	0	
58	0	0	0	0	
59	0	0	0	0	
60	0	0	0	0	

State of Florida
Department of Environmental Protection

This is to Certify That HOWARD LOY has completed the STATE OF FLORIDA visible emissions evaluation training and is a qualified observer of visible emissions as specified by EPA reference method 9.

This Certificate Expires Aug 23, 2001

Observer's Name (Print)	Howard Loy
Observer's Signature	Howard Loy
Date	7/3/01
Organization	Metal Industries, Inc
Certified By	Eastern Technical Associate
Date	2/20/01

VEOF1.1

Document ID C15

Department of Environmental Protection

Division of Air Resources Management

STATEMENT OF COMPLIANCE - TITLE V SOURCE

Facility Owner/Company Name: Metal Industries, Inc.

Site Name: Metal Industries - Bushnell County: Sumter

Title V Air Operation Permit No.: 1190007-002-AV

REPORTING PERIOD	REPORT DEADLINE*
January 1, through December 31 of 2001 (year)	3/1/02

*See Rule 62-213.440(3)(a)2, F.A.C.

COMPLIANCE STATEMENT (Check only one of the following three options)

X **A.** This facility was in compliance with all terms and conditions of the Title V Air Operation Permit and, if applicable, the Acid Rain Part, and there were no reportable incidents of deviations from applicable requirements associated with any malfunction or breakdown of process, fuel burning or emission control equipment, or monitoring systems during the reporting period identified above.

____ **B.** This facility was in compliance with all terms and conditions of the Title V Air Operation Permit and, if applicable, the Acid Rain Part; however, there were one or more reportable incidents of deviations from applicable requirements associated with malfunctions or breakdowns of process, fuel burning or emission control equipment, or monitoring systems during the reporting period identified above, which were reported to the Department. For each incident of deviation, the following information is included:

1. Date of report previously submitted identifying the incident of deviation.
2. Description of the incident.

____ **C.** This facility was in compliance with all terms and conditions of the Title V Air Operation Permit and, if applicable, the Acid Rain Part, EXCEPT those identified in the pages attached to this report. For each item of noncompliance, the following information is included:

1. Emissions unit identification number.
2. Specific permit condition number.
3. Description of the requirement of the permit condition.
4. Basis for the determination of noncompliance (for monitored parameters, indicate whether monitoring was continuous, i.e., recorded at least every 15 minutes, or intermittent).
5. Beginning and ending dates of periods of noncompliance.
6. Identification of the probable cause of noncompliance and description of corrective action or preventative measures implemented.
7. Dates of any reports previously submitted identifying this incident of noncompliance.

STATEMENT OF COMPLIANCE - TITLE V SOURCE

RESPONSIBLE OFFICIAL CERTIFICATION

I, the undersigned, am the responsible official as defined in Chapter 62-210.200, F.A.C., of the Title V source for which this document is being submitted. With respect to all matters other than Acid Rain program requirements, I hereby certify, based on the information and belief formed after reasonable inquiry, that the statements made and data contained in this document are true, accurate, and complete.

_____ 1/24/02
(Signature of Title V Source Responsible Official) *(Date)*

Name: Jay Poppleton Title: President

DESIGNATED REPRESENTATIVE CERTIFICATION (only applicable to Acid Rain source)

I, the undersigned, am authorized to make this submission on behalf of the owners and operators of the Acid Rain source or Acid Rain units for which the submission is made. I certify under penalty of law that I have personally examined, and am familiar with, the statements and information submitted in this document and all its attachments. Based on my inquiry of those individuals with primary responsibility for obtaining the information, I certify that the statements and information are to the best of my knowledge and belief true, accurate, and complete. I am aware that there are significant penalties for submitting false statements and information or omitting required statements and information, including the possibility of fine or imprisonment.

_____ _____
(Signature of Acid Rain Source Designated Representative) *(Date)*

Name:_____ Title:_____

{Note: Attachments, if required, are created by the responsible official or the designated representative, as appropriate, and should consist of the information specified and any supporting records. Additional information may also be attached by the responsible official or designated representative when elaboration is required for clarity. This report is to be submitted to both the compliance authority (DEP district or local air program) and the U.S. EPA (U.S. EPA Region 4, Air and EPCRA Enforcement Branch, 61 Forsyth Street, Atlanta GA 30303).}

Document ID J3

The DeVilbiss Company

520-A Wharton Circle, S. W.
P. O. Box 43226

Atlanta, GA. 30336
Phone: 404 696-4940

DEVILBISS

300 Phillips Avenue
P.O. Box 913
Toledo, OH 43692 U.S.A.

Phone: 419 470-2169
Telex: 286 433
Cable: DeVilbiss-Toledo

Manufacturing & Sales
Headquarters in Canada
England/West Germany
Brazil/Mexico/Japan
Australia/France

July 16, 1985

Environmental Engineering Consultants, Inc.
P.O. Box 7854
Tampa, Fla. 33673

Attn: Mr. Jack Fross

Re: Metal Industries of Florida
Clearwater, Florida

Dear Mr. Fross:

The DeVilbiss water wash booth model XWE-6371 has been replaced by model TE-L-2076-125. This model is essentially equal to the XWE-6371. The 42" dia. exhaust fan is driven by a 7½ H.P. motor rather than a 5 H.P. Dimensions remain the same. This booth, as with all DeVilbiss paint spray booths, is designed to comply with OSHA requirements. Specifically, they conform with the requirements of:

1. National Fire Protection Agency Bulletin No. 33

2. National Fire Protection Agency Bulletin No. 70 (National Electrical Code)

3. OSHA Safety and Health Standards (29 CFR 1910) 1910-107

Conformance to all of these requirements is totally dependent upon the manner in which the equipment is installed. The installing contractor will have to make certain that all of the electrical wire and conduit, piping, gas supply lines, roof penetrations, automatic fire protection system, and the location of the equipment within the building also conform to the cited codes and other references.

This information shows the steps needed to determine compliance with Federal emission standards. We hope that it is useful and if you have any questions, please let me know.

Very truly yours,

THE DeVILBISS COMPANY

W. Kells

W. Kells
Senior Regional Engineer

WK/slp

cc: Doug Varnell

Booth Collection Efficiency

Under laboratory test conditions, this air washer has demonstrated a collection efficiency of 99.0%. Test conditions are set using Ford Motor Company criteria and are for measuring SOLID particulate matter only. Collection of volatiles is not considered in efficiency testing. There are six variables that must be considered in efficiency testing:

1. Type of paint. In the case of DeVilbiss testing, this is Ford Acrylic Enamel.

2. Flow rate into the spray booth. Ford test is 2.25 gal. per hour per foot of washer.

3. Distance from spray gun to throat of washer.

4. Atomization air pressure. The finer the oversprayed particles, the greater the emission rate to the atmosphere.

5. The CFM of exhaust air per foot of air washer.

6. The efficiency of the spray operator. The more paint he puts on the part, the less work the booth has to do.

To determine compliance with Federal standards, the process weight must be determined which would be the weight of SOLIDS being sprayed. Table IV from Federal Register indicates allowed emissions in pounds per hour. Copy of table enclosed.

A typical DeVilbiss test would be as follows:

1. Eight foot wide booth

2. Spray, Ford Acrylic Enamel

3. Spray rate 2.25 gal. per foot of booth width.

4. Gun atomizing pressure, 30 PSI.

5. Booth exhaust volume, 8,862 CFM.

The 99% efficiency further assumes good housekeeping and proper maintenance of the booth along with proper chemical compounding.

CERTIFIED PaintGuard™

Easy to Install–Only One Pad per Frame

Safe to Handle–100% Polyester

100% Polyester Fiber • State of the Art in Overspray Collection PaintGuard's Dual Layer Construction Produces A Two-Stage Filtration that Test Results Have Shown to be Superior In Paint Holding Capacity.

Performance Data*

Initial Resistance	.045 in. W.G.
Final Resistance	.52 in. W.G.
Paint Holding Capacity	2309 grams
Run off	15 grams
Average Efficiency	99%

** Tested 62% high solids*

Code Compliance

- Underwriters Laboratories, Inc.–Class II
- Occupational Safety & Health Association
- N.F.P.A. Standard No. 33
- Environmental Protection Agency (EPA)
- State and Municipal Governments

Product #	Nominal Size	Shipping Wt.	Pads Per Box
2202048	20" x 20"	11 LBS.	48
2202548	20" x 25"	14 LBS.	48
2201648	20" x 16"	11 LBS.	48

Available In:
CUSTOM CUT PADS • BULK ROLL MEDIA

Cumulus Fibres Inc.
1101 Tar Heel Rd., Charlotte N.C. 28206
(704) 394-2111

Prices and specifications subject to change without notice

Document ID J7

METAL INDUSTRIES-BUSHNELL
PAINT SPRAY BOOTH PERMIT 1190007-002AV
OPERATION & MAINTENANCE PLAN

A. OPERATING PARAMETERS
~31-34 ft stack height
~3 ft stack diameter
~ 17,500 ACFM air flow rate
ambient gas exit temperature
Devilbiss tank model XWE6371
water pump model XNO9414-77 @ 7 1/2 HP @ ~28 GPM
Fan model JJ9414 @ 34" @ ~17,500 CFM
pH 4.5 to 8
water level ~1 " above cone when operating
tank capacity ~700 gal
sludge depth maximum 6"
99 % efficiency
air pressure 60-100 psi

B. MAINTENANCE

daily	-Add Defoamer to control foam.
	Add water to tank.
	Skim tank reservoir.
	Check visible emission.
	Check manometer.
	Check nozzles.
	Check exhaust fan.
	Check pump.
	Check water curtain
	Perform needed repairs from daily inspection.
weekly	-Grease fan.
	Grease pump motor.
	Wash & clean hood area.
	Check solids buildup.
	Perform needed repairs from weekly inspection.
monthly	-Drain & clean tank.
	Scrape buildup off hood.
	Clean fan blades.
	Clean baffles.
	Clean or replace nozzles.
	Clean injector.
	Clean pipe & tubing.
	Clean funnel.
	Change fibre filter
	Recoat hood with Strip Coat.
	Perform needed repairs from monthly inspection.

C. INSPECTIONS

daily	Check tank water level.
	Check water leaks.
	Check visible emission from stack.
	Check fan operation.
	Check pump operation.
	Check injector operation.
	Check paint spray.
	Check cover on paint drum.
	Check cover on solvent dispenser.
	Check pump pressure.
	Check fan vacuum.
	Check air line pressure.
weekly	-Check paint buildup on hood.
	Check sludge depth.
	Check compressed air line & filter.
monthly	-Check moving parts.
	Check fan for wear.
	Check instrumentation.
	Check corrosion.
	Check hood & duct seals.
annual	-Conduct visible emission test.
	Review procedures with operators.

D. SPARE PARTS

50 each nozzle SSH7734
1 each cone XN0210
1 each injector XNO9703
1 each strainer baffle assembly XN09403
1 each coupling SS1330
1 each nipple XN09201
Cumulus Fibre 405-125WNM60

E. RECORD LOG

Complete Bushnell Paint Log.
Complete Inspection/Maintenance Completion Log.
Record date.
Sign name.
Keep records for 5 years.

METAL INDUSTRIES-BUSHNELL
PAINT BOOTH PERMIT 1190007-002AV
INSPECTION/MAINTENANCE COMPLETION LOG

MONTH/YEAR _____2002

sign after completion — note problems & repairs under comment section

	daily				weekly		monthly		
date	add defoamer & water	skim tank	check visible emission	check manometer, nozzles,fan, pump, water curtain	grease/inspect fan , pump, solids buildup	cleanup area & inspect	clean tank & inspect	clean pipe, funnel, injector & nozzles	clean fan blades, baffle & hood
1									
2									
3									
4									
5									
6									
7									
8									
9									
10									
11									
12									
13									
14									
15									
16									
17									
18									
19									
20									
21									
22									
23									
24									
25									
26									
27									
28									
29									
30									
31									

comments

METAL INDUSTRIES - BUSHNELL
PAINT LOG PERMIT 1190007-002AV

ED touchup paint booths

Week beginning _____/_____/2002

	operation	spray paint	spray paint	spray paint	paint thinner	cleanup solvent
	paint/solvent lb VOC/gal	white #29873 2.47	brown #49741 2.45	alum #49747 2.62	xylene #1 7.26	butyl#3 7.5
Mon	start					
	finish					
sign	gal					
Tue	start					
	finish					
sign	gal					
Wed	start					
	finish					
sign	gal					
Thur	start					
	finish					
sign	gal					
Fri	start					
	finish					
sign	gal					
Sat	start					
	finish					
sign	gal					
Total gal	week					
Total gal	YTD					

	week	YTD
VOC paint	lb	lb
VOC solvent	lb	lb

METAL INDUSTRIES - BUSHNELL
PAINT LOG 1190007-002AV

ED line A & B

Week beginning _____/_____/2002

gallons added to ED vats

lbVOC/gal	hours	resin AR210 1.82	white AP274 2.91	brown AP253 3.83	butyl #3 7.5	sign
Mon						
Tue						
Wed						
Thur						
Fri						
Sat						
week total						
YTD total						

VOC	week	YTD	max allowed
ED vats	lb	lb	
touchup paint booth	lb	lb	
paint booth solvent	lb	lb	
total	lb	lb	169,900 lb
hours			7488
lb VOC/hr			22.69

METAL INDUSTRIES - BUSHNELL
PAINT LOG PERMIT 1190007-002AV

3 stage C line

Week beginning _____/_____/2002

	operation	spray paint	spray paint	spray paint			cleanup
max 1 gal paint/hr	paint/solvent lb VOC/gal	white #29873 2.47	alum #49747 2.62	black #45672 2.32	brown#49741 2.45	xylene #1 7.26	butyl #3 7.5
Mon	start						
hrs	finish						
sign	gal						
Tue	start						
hrs	finish						
sign	gal						
Wed	start						
hrs	finish						
sign	gal						
Thur	start						
hrs	finish						
sign	gal						
Fri	start						
hrs	finish						
sign	gal						
Sat	start						
hrs	finish						
sign	gal						
Total gal	week						
Total gal	YTD						

	week	YTD	week avg	YTD avg	max allowed	max allowed
VOC paint + solvent	lb	lb	lb/hr	lb/hr	3.18 lb/hr	23,800 lb
hours			NA	NA	NA	7488 hrs

METAL INDUSTRIES - BUSHNELL
PAINT LOG PERMIT 1190007-002AV
CLEAN OVEN

2002 max 40 pieces / cycle hr - hours per cycle pc - pieces per cycle

	Jan		Feb		Mar		Apr		May		June		July		Aug		Sept		Oct		Nov		Dec	
	pc	hr	pc	hr	pc	hr	pc	hr	pc	hr	pc	hr	pc	hr	pc	hr	pc	hr	pc	hr	pc	hr	pc	hr
1																								
2																								
3																								
4																								
5																								
6																								
7																								
8																								
9																								
10																								
11																								
12																								
13																								
14																								
15																								
16																								
17																								
18																								
19																								
20																								
21																								
22																								
23																								
24																								
25																								
26																								
27																								
28																								
29																								
30																								
31																								
sign																								

Document ID J9

UNITED STATES ENVIRONMENTAL PROTECTION AGENCY

VOC DATA SHEET
PROPERTIES OF THE COATING "AS APPLIED" TO THE SUBSTRATE

Coating Manufacturer: PPG Industries

Coating Identification: 29873 High Gloss White

Batch Identification: N/A

User: Metal Industries, Incorporated

User's Coating Identification: 29873

Properties of the coating as applied (1) by the user:

A. Coating Density (Dc)a: _____ kg/l, or 11.97 lb/gal

☐ ASTM D1475 ☐ Other (2)

B. Total Volatiles (Wv)a: 20.65 Weight Percent

☐ ASTM D2369 ☐ Other (2)

C. Water Content: 1. (Ww)a 0 Weight Percent

☐ ASTM D3792 ☐ ASTM D4017 ☐ Other (2)

2. (Vw)a 0 Volume Percent

☐ Calculated ☐ Other (2)

D. Weighted Average Density of the dilution solvent (Dd)3: 7.26 lb/gal

☐ ASTM D1475 ☐ Handbook ☐ Formulation

(Continued on Reverse Side)

(1) The subscript "a" denotes each value is for the coating " as applied" to the substrate.
(2) Explain the other method used under "Remarks" on reverse side.
(3) The subscript "d" denotes values are for the dilution solvent.

VOC DATA SHEET WHITE 29873

E. Dilution Solvent Ratio (Rd): 0.0545 gal diluent / (gal coating)s (4)

or

_____ liter diluent / (liter coating)s (4)

F. Organic Volatiles Content (5) (Wo)a: _____ Weight Percent

G. Non-Volatiles Content: (Vn)a: _____ Volume Percent

H. VOC Content (VOC)a

1. 2.47 lb/gal of coating less water

or _____ kg/l of coating less water

2. _____ lb/gal solids

or _____ kg/l solids

REMARKS:

Paint Density as supplied is 12.23 lb/gal

Paint VOC as supplied is 2.21 lbVOC/gal

Xylene Density is 7.26 lb/gal

Xylene VOC is 7.26 lbVOC/gal

Dilute 3:55 for Xylene:Paint

$$\text{Adjusted Density} = \frac{7.26 \times 3 + 12.23 \times 55}{3 + 55} = 11.97 \text{ lb/gal}$$

$$\text{Adjusted Total VOC} = \frac{7.26 \times 3 + 2.21 \times 55}{(3 + 55) \times 11.97} = 0.2065 = 20.65\ \%$$

$$\frac{\text{Adjusted lb VOC}}{\text{gal with water}} = \frac{\text{Adjusted lb VOC}}{\text{gal without water}} = \frac{7.26 \times 3 + 2.21 \times 55}{3 + 55} = 2.47$$

Signed: Howard Foy Date: 1/2/02

(4) The subscript "s" denotes values are for the coating "as supplied" by the manufacturer.

(5) This terminology is used to be consistent with Method 24. It refers to all photochemically reactive organic compounds emitted from the coating including reactive by-products of the cure reaction, exactly the same matter as indicated in Paragraph H, i.e., volatile organic compounds, or VOC.

PPG INDUSTRIES, INC.

Environmental Data Sheet

Thursday, February 21, 2002

Customer: J.T. Walker Fax Number: (727) 442-2007
861 North Hercules Avenue Clearwater FL 33765
Contact: Howard Loy

PRODUCT: W29873 METAL IND. HIGH GLOSS WHI

PRODUCT PHYSICAL CHARACTERISTICS:

WEIGHT PER GALLON:		12.23 lbs/gal
DENSITY OF ORGANIC SOLVENT BLEND:		7.27 lbs/gal
	Weight	Volume
NON-VOLATILE:	81.92 %	69.57 %
VOLATILE:	18.08 %	30.43 %
PERCENT OF WATER:	0.00 %	0.00 %

VOC INFORMATION:

VOC PER GALLON (calculated) LESS WATER:	2.21 lbs/gal	264.76 g/ltr
VOC PER GALLON (calculated) WITH WATER:	2.21 lbs/gal	264.76 g/ltr
VOC PER GALLON OF SOLIDS:	3.18 lbs/gal	380.96 g/ltr
VOC PER POUND OF SOLIDS:	0.22 lb/lb	

SOLVENT COMPOSITION: PERCENT OF TOTAL FORMULA:

CAS #	Composition	Weight	Volume
64742-95-6	AROMATIC NAPHTHA	10.28	17.27
95-63-6	1,2,4-TRIMETHYL BENZENE	4.66	7.83
71-36-3	N-BUTYL ALCOHOL	0.80	1.44
123-86-4	N-BUTYL ACETATE	0.63	1.05
111-76-2	2-BUTOXY ETHANOL	0.44	0.72
1330-20-7	XYLENES	0.43	0.72
107-98-2	PROPYLENE GLYCOL MONOMETHYL ETHER	0.22	0.35
98-82-8	CUMENE	0.22	0.37

PPG INDUSTRIES, INC.

Environmental Data Sheet

Thursday, February 21, 2002

PRODUCT: W29873 METAL IND. HIGH GLOSS WHI

REGULATORY INFORMATION BASED ON 100 GALLONS SUPPLIED:

CAS #	Composition	LBS	KGS	HAPS	SARA
1330-20-7	XYLENES	5.20	2.36	Yes	Yes
71-36-3	N-BUTYL ALCOHOL	9.78	4.44	No	Yes
95-63-6	1.2.4-TRIMETHYL BENZENE	56.99	25.85	No	Yes
98-82-8	CUMENE	2.69	1.22	Yes	Yes
*******	GLYCOL ETHERS	5.39	2.44	Yes	Yes

POUND OF ORGANIC HAPS PER POUND OF SOLIDS: 0.013
POUND OF ORGANIC HAPS PER GALLON OF SOLIDS: 0.187

DISCLAIMER

This Environmental Data Sheet is not intended to replace the product's Material Safety Data Sheet.

The data contained in this Environmental Data Sheet is based on information provided to PPG by its suppliers and PPG's knowledge of PPG product formulations. PPG makes no representation or warranty regarding the accuracy of this information or that the information or data will not change.

The information in this Environmental Data Sheet is not intended to and does not create legal rights or obligations. This information is provided for the sole use of PPG customers and is not for disclosure to competitors of PPG. PPG customers have an independent obligation to determine proper use of the information and that their use of the information is consistent with federal, state and local laws, rules and regulations.

Trace constituents present at levels less than 0.1% by weight are not included in the Regulatory Information section of this Environmental Data Sheet.

Trace solvents present at levels less than 0.1% by weight are not included in the Solvents Section of this Environmental Data Sheet.

Chemical compounds generated as a result of the curing process of this coating are not included on this Environmental Data Sheet.

UNITED STATES ENVIRONMENTAL PROTECTION AGENCY

VOC DATA SHEET
PROPERTIES OF THE COATING "AS APPLIED" TO THE SUBSTRATE

Coating Manufacturer: PPG Industries

Coating Identification: 49741 Medium Gloss Brown

Batch Identification: N/A

User: Metal Industries, Incorporated

User's Coating Identification: 49741

Properties of the coating as applied (1) by the user:

A. Coating Density (Dc)a: _____ kg/l, or 10.75 lb/gal

☐ ASTM D1475 ☐ Other (2)

B. Total Volatiles (Wv)a: 22.83 Weight Percent

☐ ASTM D2369 ☐ Other (2)

C. Water Content: 1. (Ww)a 0 Weight Percent

☐ ASTM D3792 ☐ ASTM D4017 ☐ Other (2)

2. (Vw)a 0 Volume Percent

☐ Calculated ☐ Other (2)

D. Weighted Average Density of the dilution solvent (Dd)3: 7.26 lb/gal

☐ ASTM D1475 ☐ Handbook ☐ Formulation

(Continued on Reverse Side)

(1) The subscript "a" denotes each value is for the coating " as applied" to the substrate.
(2) Explain the other method used under "Remarks" on reverse side.
(3) The subscript "d" denotes values are for the dilution solvent.

VOC DATA SHEET BROWN 49741

E. Dilution Solvent Ratio (Rd): 0.111 gal diluent / (gal coating)s (4)

or

_____ liter diluent / (liter coating)s (4)

F. Organic Volatiles Content (5) (Wo)a: _____ Weight Percent

G. Non-Volatiles Content: (Vn)a: _____ Volume Percent

H. VOC Content (VOC)a

1. 2.45 lb/gal of coating less water

or _____ kg/l of coating less water

2. _____ lb/gal solids

or _____ kg/l solids

REMARKS:

Paint Density as supplied is 11.14 lb/gal

Paint VOC as supplied is 1.92 lbVOC/gal

Xylene Density is 7.26 lb/gal

Xylene VOC is 7.26 lbVOC/gal

Dilute 1:9 for Xylene:Paint

$$\text{Adjusted Density} = \frac{7.26 \times 1 + 11.14 \times 9}{1 + 9} = 10.75 \text{ lb/gal}$$

$$\text{Adjusted Total VOC} = \frac{7.26 \times 1 + 1.92 \times 9}{(1 + 9) \times 10.75} = 0.2283 = 22.83\ \%$$

$$\frac{\text{Adjusted lb VOC}}{\text{gal with water}} = \frac{\text{Adjusted lb VOC}}{\text{gal without water}} = \frac{7.26 \times 1 + 1.92 \times 9}{1 + 9} = 2.45$$

Signed: Howard Foy Date: 1/2/02

(4) The subscript "s" denotes values are for the coating "as supplied" by the manufacturer.

(5) This terminology is used to be consistent with Method 24. It refers to all photochemically reactive organic compounds emitted from the coating including reactive by-products of the cure reaction, exactly the same matter as indicated in Paragraph H, i.e., volatile organic compounds, or VOC.

PPG Industries, Inc.

Environmental Data Sheet

Thursday, August 17, 2000

Customer: Metal Industries, Incorporated
1310 North Hercules Avenue
Clearwater FL 33765

Fax Number: (727) 442-2007

Contact Person: Mr. Howard Loy (telephone exte Contact Phone: (727) 441-2651

PRODUCT: W49741 MEDIUM GLOSS BROWN

PRODUCT PHYSICAL CHARACTERISTICS:

Weight/Gallon Product: 11.14 lbs/gal

Density of Organic Solvent Blend: 7.38 lbs/gal

	Weight	Volume
Non-Volatile:	82.78%	74.00 %
Volatile:	17.22%	26.00 %
% Water:	.00%	.00%

VOC INFORMATION:

VOC per gallon (calculated) less water:	1.92 lbs/gal	230.0 g/ltr
VOC per gallon (calculated) with water:	1.92 lbs/gal	230.0 g/ltr
VOC per gallon of Solids:	2.6 lbs/gal	311.4 g/ltr
VOC per pound of Solids:	.21 lb/lb	
Pound of HAPS per Pound of Solids :	.013	

SOLVENT COMPOSITION: **PERCENT OF TOTAL FORMULA:**

CAS#	Composition	By Weight	By Volume
64742-95-6	AROMATIC NAPHTHA	8.41	12.88
95-63-6	1,2,4-TRIMETHYL BENZENE	3.61	5.53
108-65-6	1-METHOXY-2-PROPYL ACETATE	2.08	2.89
123-86-4	N-BUTYL ACETATE	1.39	2.11
111-76-2	2-BUTOXY ETHANOL	.43	.64
1330-20-7	XYLENES	.36	.56
107-98-2	PROPYLENE GLYCOL MONOMETHYL ETHER	.27	.39
98-82-8	CUMENE	.17	.26

PPG Industries, Inc.

Environmental Data Sheet

Thursday, August 17, 2000

PRODUCT: W49741 MEDIUM GLOSS BROWN

REGULATORY INFORMATION BASED ON 100 GALLONS SUPPLIED:

CAS#	Composition	LBS	KGS	HAPS
108-38-3	M-XYLENE	1.4	.64	Yes
1330-20-7	XYLENES	4.04	1.83	Yes
98-82-8	CUMENE	1.89	.86	Yes
*******	GLYCOL ETHERS	4.8	2.18	Yes

Total HAPs = $\frac{1.4 + 4.04 + 1.89 + 4.8 \text{ lb}}{100 \text{ gal}}$ = 0.1213 $\frac{\text{lb}}{\text{gal}}$

DISCLAIMER

This Environmental Data Sheet is not intended to replace the product's Material Safety Data Sheet.

The data contained in this Environmental Data Sheet is based on information provided to PPG by its suppliers and PPG's knowledge of PPG product formulations. PPG makes no representation or warranty regarding the accuracy of this information or that the information or data will not change.

The information provided in this Environmental Data Sheet is not intended to and does not create legal rights or obligations. This information is provided for the sole use of PPG customers and is not for disclosure to competitors of PPG. PPG customers have an independent obligation to determine proper use of the information and that their use of the information is consistent with federal, state and local laws, rules and regulations.

Trace constituents present at levels less than 0.1% by weight are not included in the Regulatory Information section of this Environmental Data Sheet.

Trace solvents present at levels less than 0.1% by weight are not included in the Solvents Section of the Environment Data Sheet.

Chemical compounds generated as a result of the curing process of this coating are not included on this Environmental Data Sheet.

UNITED STATES ENVIRONMENTAL PROTECTION AGENCY

VOC DATA SHEET
PROPERTIES OF THE COATING "AS APPLIED" TO THE SUBSTRATE

Coating Manufacturer: PPG Industries

Coating Identification: W49747 Satin Aluminum Topcoat

Batch Identification: N/A

User: Metal Industries, Incorporated

User's Coating Identification: 49747

Properties of the coating as applied (1) by the user:

A. Coating Density (Dc)a: _____ kg/l, or 10.63 lb/gal

☐ ASTM D1475 ☐ Other (2)

B. Total Volatiles (Wv)a: 24.61 Weight Percent

☐ ASTM D2369 ☐ Other (2)

C. Water Content: 1. (Ww)a 0 Weight Percent

☐ ASTM D3792 ☐ ASTM D4017 ☐ Other (2)

2. (Vw)a 0 Volume Percent

☐ Calculated ☐ Other (2)

D. Weighted Average Density of the dilution solvent (Dd)3: 7.26 lb/gal

☐ ASTM D1475 ☐ Handbook ☐ Formulation

(Continued on Reverse Side)

(1) The subscript "a" denotes each value is for the coating " as applied" to the substrate.
(2) Explain the other method used under "Remarks" on reverse side.
(3) The subscript "d" denotes values are for the dilution solvent.

VOC DATA SHEET Aluminum 49747

E. Dilution Solvent Ratio (Rd): 0.111 gal diluent / (gal coating)s (4)

or

_____ liter diluent / (liter coating)s (4)

F. Organic Volatiles Content (5) (Wo)a: _____ Weight Percent

G. Non-Volatiles Content: (Vn)a: _____ Volume Percent

H. VOC Content (VOC)a

1. 2.62 lb/gal of coating less water

or _____ kg/l of coating less water

2. _____ lb/gal solids

or _____ kg/l solids

REMARKS:

Paint Density as supplied is 11 lb/gal

Paint VOC as supplied is 2.1 lbVOC/gal

Xylene Density is 7.26 lb/gal

Xylene VOC is 7.26 lbVOC/gal

Dilute 1:9 for Xylene:Paint

$$\text{Adjusted Density} = \frac{7.26 \times 1 + 11 \times 9}{1 + 9} = 10.63 \text{ lb/gal}$$

$$\text{Adjusted Total VOC} = \frac{7.26 \times 1 + 2.1 \times 9}{(1 + 9) \times 10.63} = 0.2461 = 24.61\ \%$$

$$\frac{\text{Adjusted lb VOC}}{\text{gal with water}} = \frac{\text{Adjusted lb VOC}}{\text{gal without water}} = \frac{7.26 \times 1 + 2.1 \times 9}{1 + 9} = 2.62$$

Signed: Howard Foy Date: 1/2/02

(4) The subscript "s" denotes values are for the coating "as supplied" by the manufacturer.

(5) This terminology is used to be consistent with Method 24. It refers to all photochemically reactive organic compounds emitted from the coating including reactive by-products of the cure reaction, exactly the same matter as indicated in Paragraph H, i.e., volatile organic compounds, or VOC.

PPG Industries, Inc.

Environmental Data Sheet

Thursday, August 17, 2000

Customer: Metal Industries, Incorporated
1310 North Hercules Avenue
Clearwater FL 33765

Fax Number: (727) 442-2007

Contact Person: Mr. Howard Loy (telephone exte Contact Phone: (727) 441-2651

PRODUCT: W49747 SATIN ALUMINUM TOPCOAT

PRODUCT PHYSICAL CHARACTERISTICS:

Weight/Gallon Product:	11.00	lbs/gal
Density of Organic Solvent Blend:	7.21	lbs/gal

	Weight	Volume
Non-Volatile:	80.88%	70.81 %
Volatile:	19.12%	29.19 %
% Water:	.00%	.00%

VOC INFORMATION:

VOC per gallon (calculated) less water:	2.10 lbs/gal	251.5 g/ltr
VOC per gallon (calculated) with water:	2.10 lbs/gal	251.5 g/ltr
VOC per gallon of Solids:	3.0 lbs/gal	359.4 g/ltr
VOC per pound of Solids:	.24 lb/lb	
Pound of HAPS per Pound of Solids :	.015	

SOLVENT COMPOSITION: **PERCENT OF TOTAL FORMULA:**

CAS#	Composition	By Weight	By Volume
64742-95-6	AROMATIC NAPHTHA	10.28	15.54
95-63-6	1,2,4-TRIMETHYL BENZENE	3.70	5.59
123-86-4	N-BUTYL ACETATE	1.08	1.61
111-76-2	2-BUTOXY ETHANOL	.61	.89
1330-20-7	XYLENES	.35	.53
107-98-2	PROPYLENE GLYCOL MONOMETHYL ETHER	.25	.36
98-82-8	CUMENE	.17	.26

PPG Industries, Inc.

Environmental Data Sheet

Thursday, August 17, 2000

PRODUCT: W49747 SATIN ALUMINUM TOPCOAT

REGULATORY INFORMATION BASED ON 100 GALLONS SUPPLIED:

CAS#	Composition	LBS	KGS	HAPS
108-38-3	M-XYLENE	1.29	.59	Yes
1330-20-7	XYLENES	3.84	1.74	Yes
98-82-8	CUMENE	1.91	.87	Yes
*******	GLYCOL ETHERS	6.73	3.05	Yes

$$\text{Total HAPs} = \frac{1.29 + 3.84 + 1.91 + 6.73\ \text{lb}}{100\ \text{gal}} = 0.1377\ \frac{\text{lb}}{\text{gal}}$$

DISCLAIMER

This Environmental Data Sheet is not intended to replace the product's Material Safety Data Sheet.

The data contained in this Environmental Data Sheet is based on information provided to PPG by its suppliers and PPG's knowledge of PPG product formulations. PPG makes no representation or warranty regarding the accuracy of this information or that the information or data will not change.

The information provided in this Environmental Data Sheet is not intended to and does not create legal rights or obligations. This information is provided for the sole use of PPG customers and is not for disclosure to competitors of PPG. PPG customers have an independent obligation to determine proper use of the information and that their use of the information is consistent with federal, state and local laws, rules and regulations.

Trace constituents present at levels less than 0.1% by weight are not included in the Regulatory Information section of this Environmental Data Sheet.

Trace solvents present at levels less than 0.1% by weight are not included in the Solvents Section of the Environment Data Sheet.

Chemical compounds generated as a result of the curing process of this coating are not included on this Environmental Data Sheet.

UNITED STATES ENVIRONMENTAL PROTECTION AGENCY

VOC DATA SHEET
PROPERTIES OF THE COATING "AS APPLIED" TO THE SUBSTRATE

Coating Manufacturer: PPG Industries

Coating Identification: FSZH45672 Low Gloss Black High Solids Enamel

Batch Identification: N/A

User: Metal Industries, Incorporated

User's Coating Identification: 45672

Properties of the coating as applied (1) by the user:

A. Coating Density (Dc)a: _____ kg/l, or 10.44 lb/gal

☐ ASTM D1475 ☐ Other (2)

B. Total Volatiles (Wv)a: 22.21 Weight Percent

☐ ASTM D2369 ☐ Other (2)

C. Water Content: 1. (Ww)a 0 Weight Percent

☐ ASTM D3792 ☐ ASTM D4017 ☐ Other (2)

2. (Vw)a 0 Volume Percent

☐ Calculated ☐ Other (2)

D. Weighted Average Density of the dilution solvent (Dd)3: 7.26 lb/gal

☐ ASTM D1475 ☐ Handbook ☐ Formulation

(Continued on Reverse Side)

(1) The subscript "a" denotes each value is for the coating " as applied" to the substrate.
(2) Explain the other method used under "Remarks" on reverse side.
(3) The subscript "d" denotes values are for the dilution solvent.

VOC DATA SHEET BLACK 45672

E. Dilution Solvent Ratio (Rd): 0.111 gal diluent / (gal coating)s (4)

or

_____ liter diluent / (liter coating)s (4)

F. Organic Volatiles Content (5) (Wo)a: _____ Weight Percent

G. Non-Volatiles Content: (Vn)a: _____ Volume Percent

H. VOC Content (VOC)a

1. 2.32 lb/gal of coating less water

or _____ kg/l of coating less water

2. _____ lb/gal solids

or _____ kg/l solids

REMARKS:

Paint Density as supplied is 10.79 lb/gal

Paint VOC as supplied is 1.77 lbVOC/gal

Xylene Density is 7.26 lb/gal

Xylene VOC is 7.26 lbVOC/gal

Dilute 1:9 with Xylene

$$\text{Adjusted Density} = \frac{7.26 \times 1 + 10.79 \times 9}{1 + 9} = 10.44 \text{ lb/gal}$$

$$\text{Adjusted Total VOC} = \frac{7.26 \times 1 + 1.77 \times 9}{(1 + 9) \times 10.44} = 0.2172 = 22.21\ \%$$

$$\frac{\text{Adjusted lb VOC}}{\text{gal with water}} = \frac{\text{Adjusted lb VOC}}{\text{gal without water}} = \frac{7.26 \times 1 + 1.77 \times 9}{1 + 9} = 2.32$$

Signed: Howard Foy Date: 1/2/02

(4) The subscript "s" denotes values are for the coating "as supplied" by the manufacturer.

(5) This terminology is used to be consistent with Method 24. It refers to all photochemically reactive organic compounds emitted from the coating including reactive by-products of the cure reaction, exactly the same matter as indicated in Paragraph H, i.e., volatile organic compounds, or VOC.

PPG Industries, Inc.

Environmental Data Sheet

Thursday, August 17, 2000

Customer: Metal Industries, Incorporated
1310 North Hercules Avenue
Clearwater FL 33765

Fax Number: (727) 442-2007

Contact Person: Mr. Howard Loy (telephone exte Contact Phone: (727) 441-2651

PRODUCT: FSZH45672 SUB ZERO LOW GLOSS BLACK

PRODUCT PHYSICAL CHARACTERISTICS:

Weight/Gallon Product:	10.79	lbs/gal
Density of Organic Solvent Blend:	7.39	lbs/gal

	Weight	Volume
Non-Volatile:	83.55%	75.98 %
Volatile:	16.45%	24.02 %
% Water:	.00%	.00%

VOC INFORMATION:

VOC per gallon (calculated) less water:	1.77 lbs/gal	212.0 g/ltr
VOC per gallon (calculated) with water:	1.77 lbs/gal	212.0 g/ltr
VOC per gallon of Solids:	2.3 lbs/gal	275.5 g/ltr
VOC per pound of Solids:	.20 lb/lb	
Pound of HAPS per Pound of Solids :	.042	

SOLVENT COMPOSITION: **PERCENT OF TOTAL FORMULA:**

CAS#	Composition	By Weight	By Volume
64742-95-6	AROMATIC NAPHTHA	8.09	12.00
95-63-6	1,2,4-TRIMETHYL BENZENE	3.51	5.21
124-17-4	DIETHYLENE GLYCOL BUTYL ETHER ACETATE	2.40	3.18
111-76-2	2-BUTOXY ETHANOL	.37	.53
1330-20-7	XYLENES	.35	.52
107-98-2	PROPYLENE GLYCOL MONOMETHYL ETHER	.30	.43
78-83-1	ISOBUTYL ALCOHOL	.30	.49
108-65-6	1-METHOXY-2-PROPYL ACETATE	.21	.28
98-82-8	CUMENE	.16	.24

PPG Industries, Inc.

Environmental Data Sheet

Thursday, August 17, 2000

PRODUCT: FSZH45672 SUB ZERO LOW GLOSS BLACK

REGULATORY INFORMATION BASED ON 100 GALLONS SUPPLIED:

CAS#	Composition	LBS	KGS	HAPS
108-38-3	M-XYLENE	1.99	.9	Yes
1330-20-7	XYLENES	3.75	1.7	Yes
98-82-8	CUMENE	1.78	.81	Yes
*******	GLYCOL ETHERS	29.93	13.58	Yes

DISCLAIMER

This Environmental Data Sheet is not intended to replace the product's Material Safety Data Sheet.

The data contained in this Environmental Data Sheet is based on information provided to PPG by its suppliers and PPG's knowledge of PPG product formulations. PPG makes no representation or warranty regarding the accuracy of this information or that the information or data will not change.

The information provided in this Environmental Data Sheet is not intended to and does not create legal rights or obligations. This information is provided for the sole use of PPG customers and is not for disclosure to competitors of PPG. PPG customers have an independent obligation to determine proper use of the information and that their use of the information is consistent with federal, state and local laws, rules and regulations.

Trace constituents present at levels less than 0.1% by weight are not included in the Regulatory Information section of this Environmental Data Sheet.

Trace solvents present at levels less than 0.1% by weight are not included in the Solvents Section of the Environment Data Sheet.

Chemical compounds generated as a result of the curing process of this coating are not included on this Environmental Data Sheet.

UNITED STATES ENVIRONMENTAL PROTECTION AGENCY

VOC DATA SHEET
PROPERTIES OF THE COATING "AS APPLIED" TO THE SUBSTRATE

Coating Manufacturer: Delta Laboratories, Inc

Coating Identification: 01T000001 Xylene

Batch Identification: N/A

User: Metal Industries, Incorporated

User's Coating Identification: Xylene 1

Properties of the coating as applied (1) by the user:

A. Coating Density (Dc)a: _____ kg/l, or 7.26 lb/gal

☐ ASTM D1475 ☒ Other (2)

B. Total Volatiles (Wv)a: 100 Weight Percent

☐ ASTM D2369 ☒ Other (2)

C. Water Content: 1. (Ww)a 0 Weight Percent

☐ ASTM D3792 ☒ ASTM D4017 ☐ Other (2)

2. (Vw)a 0 Volume Percent

☐ Calculated ☒ Other (2)

D. Weighted Average Density of the dilution solvent (Dd)3: NA lb/gal

☐ ASTM D1475 ☐ Handbook ☐ Formulation

(Continued on Reverse Side)

(1) The subscript "a" denotes each value is for the coating " as applied" to the substrate.
(2) Explain the other method used under "Remarks" on reverse side.
(3) The subscript "d" denotes values are for the dilution solvent.

VOC DATA SHEET Xylene 1

E. Dilution Solvent Ratio (Rd): 0 gal diluent / (gal coating)s (4)

or

_____ liter diluent / (liter coating)s (4)

F. Organic Volatiles Content (5) (Wo)a: 100 Weight Percent

G. Non-Volatiles Content: (Vn)a: 0 Volume Percent

H. VOC Content (VOC)a

1. 7.26 lb/gal of coating less water

or _____ kg/l of coating less water

2. _____ lb/gal solids

or _____ kg/l solids

REMARKS:

$$\frac{\text{lb VOC}}{\text{gal with water}} = (Wo)s \times (Dc)s = 1 \times 7.26 = 7.26$$

Signed: Howard Foy Date: 1/2/97

(4) The subscript "s" denotes values are for the coating "as supplied" by the manufacturer.

(5) This terminology is used to be consistent with Method 24. It refers to all photochemically reactive organic compounds emitted from the coating including reactive by-products of the cure reaction, exactly the same matter as indicated in Paragraph H, i.e., volatile organic compounds, or VOC.

M A T E R I A L S A F E T Y D A T A S H E E T

SECTION I - CHEMICAL PRODUCT AND COMPANY IDENTIFICATION

PRODUCT NAME : XYLENE
IDENTIFICATION NUMBER : 01T000001
DATE PRINTED : 01/12/01
PRODUCT USE/CLASS :

SUPPLIER:
Delta Laboratories, Inc.
3710 NW County Road 326
P. O. Box 2258
Ocala, Fl 34478
Paul Straub

MANUFACTURER:
Delta Laboratories, Inc.
3710 NW County Road 326
P. O. Box 2258
Ocala, Fl 34478
Paul Straub

800-424-9300 24 Emergency Hotlin

PREPARER: MIKE KELLOGG, PHONE: 352 629 8101, PREPARE DATE: 03/01/99

SECTION II - COMPOSITION/INFORMATION ON INGREDIENTS

CHEMICAL NAME	CAS NUMBER	WT. PERCENT IS LESS THAN	OCCUPATIONAL EXPOSURE LIMITS TLV-TWA	TLV-STEL	PEL-TWA	PEL-CEILING	SKIN
XYLENE	√1330-20-7	85.0 %	100 ppm	150 ppm	100 ppm	N/E	YES
ETHYLBENZENE	100-41-4	20.0 %	100 ppm	125 ppm	100 ppm	N/E	YES

(See Section XI for abbreviation legend)

SECTION III - PHYSICAL DATA

BOILING RANGE : 277 - 290 F
ODOR : SOLVENT
APPEARANCE : CLEAR LIQUID
SOLUBILITY IN H2O : INSOL. IN WATER
VOLATILE BY WEIGHT: 100.0%
VOCS, lbs/gal : 7.26

VAPOR DENSITY : Is heavier than air
SPECIFIC GRAVITY: 0.8713
EVAPORATION RATE: Is slower than Butyl Acetate
VOLATILE BY VOL.: 100.0%
VOCS, grams/ltr : 869

(See Section XI for abbreviation legend)

SECTION IV - FIRE AND EXPLOSION HAZARD DATA

FLASH POINT: 81 F
(TAGLIABUE CLOSED CUP)

LOWER EXPLOSIVE LIMIT: 1.1 %
UPPER EXPLOSIVE LIMIT: 7.0 %

EXTINGUISHING MEDIA: CO2 DRY CHEMICAL FOAM

UNUSUAL FIRE AND EXPLOSION HAZARDS: Keep containers tightly closed when not in use. Vapors are heavier than air and can travel long distances to a

(Continued on Page 2)

SECTION IV - FIRE AND EXPLOSION HAZARD DATA

source of ignition. Isolate from excessive heat, open flame, sparks and electrical equipment. Application of this product to hot surfaces requires special precautions. Closed containers may explode due to pressure build-up when exposed to extreme heat.Follow label warnings until container has been thoroughly cleaned or destroyed.

SPECIAL FIREFIGHTING PROCEDURES: Wear full protective equipment, including self-contained breathing apparatus. Water may be used to cool unruptured containers to prevent pressure build-up and possible autoignition or explosion.

SECTION V - HEALTH HAZARD DATA

EFFECTS OF OVEREXPOSURE - EYE CONTACT: May cause severe irritation, redness, tearing and blurred vision.

EFFECTS OF OVEREXPOSURE - SKIN CONTACT: Prolonged or repeated contact may cause irritation, defatting and dermatitis.

EFFECTS OF OVEREXPOSURE - INHALATION: Vapors may irritate mucous membranes and cause headaches, nausea, dizziness, vomiting, fatigue and/or impairment of coordination.

EFFECTS OF OVEREXPOSURE - INGESTION: May cause nausea, vomiting, irritation and/or diarrhea.

EFFECTS OF OVEREXPOSURE - CHRONIC HAZARDS: Chronic exposure to high concentrations of hazardous material in this product may cause loss of appetite, diarrhea, nose bleeds, encephalopathy and neural disfunctions. WARNING! This product contains a chemical known to the State of California to cause cancer, birth defects, or other reproductive harm.

FIRST AID - EYE CONTACT: Flush eyes immediately with large amounts of fresh water for at least 15 minutes. Obtain medical treatment.

FIRST AID - SKIN CONTACT: Wash affected areas of skin with soap and water. Remove all contaminated clothing. Consult a physician if irritation persists.

FIRST AID - INHALATION: Remove to fresh air and, if necessary, restore breathing. Treat symptomatically and consult a physician.

FIRST AID - INGESTION: Drink 1-2 large glasses of water to dilute. DO NOT INDUCE VOMITING! If vomiting does occur, keep head below hips to prevent aspiration of material into lungs, as even small amounts may cause chemical pneumonitis, pulmonary edema and/or hemorrhage. Never give anything by mouth to an unconscious person. Call a physician or poison control center immediately.

PRIMARY ROUTE(S) OF ENTRY: SKIN CONTACT INHALATION EYE CONTACT

(Continued on Page 3)

SECTION VI - REACTIVITY DATA

HAZARDOUS DECOMPOSITION PRODUCTS: Smoke, carbon monoxide, carbon dioxide and other potentially toxic gases may be released when this product is heated to decomposition. Overexposure to these decomposition products may cause a health hazard. Symptoms may not be immediately apparent. Obtain medical attention.

CONDITIONS TO AVOID: High temperature, sources of ignition and poor ventilation.

INCOMPATABILITY: Strong oxidizers, acids and caustics.

HAZARDOUS POLYMERIZATION: Will not occur under normal conditions.

STABILITY: This product is stable under normal storage conditions.

SECTION VII - SPILL OR LEAK PROCEDURES

STEPS TO BE TAKEN IN CASE MATERIAL IS RELEASED OR SPILLED: Evacuate non-essential personnel from immediate area and remove all sources of ignition. Ventilate area if possible and avoid breathing vapors. Wear a respirator while collecting material with inert absorbent and non-sparking tools. Large spills beyond normal maintenance should be collected by trained emergency response personnel.

WASTE DISPOSAL METHOD: Dispose of material in accordance with federal, state and local regulations. Refer to hazard caution statements in Sections IV, V, and VI.

SECTION VIII - SAFE HANDLING AND USE INFORMATION

RESPIRATORY PROTECTION: If ventilation is not adequate to reduce vapors below the below listed in Section II, use a self-contained, positive-pressure breathing apparatus or a NIOSH/MSHA approved respirator for organic vapors. The user must be properly fitted and trained to assure effective protection.

VENTILATION: Sufficient ventilation, in volume and pattern, should be provided to keep the air contaminant concentration below the current OSHA Permissible Exposure Limit (PEL) or ACGIH Threshold Limit Value (TLV). NOTE: Heavy solvent vapors should be removed from the lower levels of the work area. All ignition sources, including non-explosion proof equipment, should be eliminated. Remove all decomposition products formed during welding or flame cutting of surfaces coated with this product.

SKIN PROTECTION: Use solvent-impervious gloves for prolonged or repeated contact.

EYE PROTECTION: Use safety glasses with splash guards or side shields, splash goggles or face shield.

(Continued on Page 4)

SECTION VIII - SAFE HANDLING AND USE INFORMATION

OTHER PROTECTIVE EQUIPMENT: A protective apron or solvent-impervious clothing is recommended for splash protection. Wear chemical resistant footwear.

HYGIENIC PRACTICES: Wash hands and face before eating, drinking, using tobacco products or using the bathroom. Remove and wash contaminated clothing before reuse. Do not reuse contaminated footwear unless they are decontaminated. Store personal items, such as cigarettes and gum, away from the work area.

SECTION IX - SPECIAL PRECAUTIONS

PRECAUTIONS TO BE TAKEN IN HANDLING AND STORAGE: FLAMMABLE LIQUID! Keep container tightly closed when not in use. Ground all holding and transfer containers. Avoid storage above 120F or near fire or open flame. Do not transfer to unlabeled containers.

OTHER PRECAUTIONS: For industrial use only. NOTICE: Reports have associated repeated or prolonged occupational overexposure to solvents with permanent brain damage. Intentional misuse by deliberately concentrating and inhaling the contents of this product may be harmful or fatal.

SECTION X - HMIS RATINGS

HMIS RATINGS - HEALTH: 2 FLAMMABILITY: 3 REACTIVITY: 0

SECTION XI - OTHER REGULATIONS

SARA SECTION 313:
This product contains the following substances subject to the reporting requirements of Section 313 of Title III of the Superfund Amendments and Reauthorization Act of 1986 and 40 CFR Part 372:

CHEMICAL NAME	CAS NUMBER	WT/WT % IS LESS THAN
XYLENE	1330-20-7	85.0 %
ETHYLBENZENE	100-41-4	20.0 %

TOXIC SUBSTANCES CONTROL ACT:
This product contains the following chemical substances subject to the reporting requirements of TSCA 12(B) if exported from the United States:

CHEMICAL NAME	CAS NUMBER
No information is available.	

PREVIOUS MSDS REVISION DATE: 06/21/96

(Continued on Page 5)

SECTION XI - OTHER REGULATIONS

LEGEND: N.A. - Not Applicable, N.E. - Not Established,
N.D. - Not Determined

The information contained herein is, to the best of our knowledge and belief, accurate. However, since the conditions of handling and use are beyond our control, we make no guarantee of results, and assume no liability for damages incurred by use of this material. It is the responsibility of the user to comply with all applicable federal, state and local laws and regulations.

<END OF MSDS>

UNITED STATES ENVIRONMENTAL PROTECTION AGENCY

VOC DATA SHEET
PROPERTIES OF THE COATING "AS APPLIED" TO THE SUBSTRATE

Coating Manufacturer: Delta Laboratories, Inc

Coating Identification: Butyl Cellosolve 01T000003

Batch Identification: N/A

User: Metal Industries, Incorporated

User's Coating Identification: Butyl 3

Properties of the coating as applied (1) by the user:

A. Coating Density (Dc)a: _____ kg/l, or 7.5 lb/gal

☐ ASTM D1475 ☒ Other (2)

B. Total Volatiles (Wv)a: 100 Weight Percent

☐ ASTM D2369 ☒ Other (2)

C. Water Content: 1. (Ww)a 0 Weight Percent

☐ ASTM D3792 ☐ ASTM D4017 ☒ Other (2)

2. (Vw)a 0 Volume Percent

☐ Calculated ☒ Other (2)

D. Weighted Average Density of the dilution solvent (Dd)3: NA lb/gal

☐ ASTM D1475 ☐ Handbook ☐ Formulation

(Continued on Reverse Side)

(1) The subscript "a" denotes each value is for the coating " as applied" to the substrate.
(2) Explain the other method used under "Remarks" on reverse side.
(3) The subscript "d" denotes values are for the dilution solvent.

VOC DATA SHEET Butyl 3

E. Dilution Solvent Ratio (Rd): 0 gal diluent / (gal coating)s (4)

or

_____ liter diluent / (liter coating)s (4)

F. Organic Volatiles Content (5) (Wo)a: 100 Weight Percent

G. Non-Volatiles Content: (Vn)a: 0 Volume Percent

H. VOC Content (VOC)a

1. 7.5 lb/gal of coating less water

or _____ kg/l of coating less water

2. _____ lb/gal solids

or _____ kg/l solids

REMARKS:

$\frac{\text{lb VOC}}{\text{gal with water}}$ = (Wo)s x (Dc)s = 1 x 7.5 = 7.5

Signed: L Howard Foy Date: 1/2/97

(4) The subscript "s" denotes values are for the coating "as supplied" by the manufacturer.

(5) This terminology is used to be consistent with Method 24. It refers to all photochemically reactive organic compounds emitted from the coating including reactive by-products of the cure reaction, exactly the same matter as indicated in Paragraph H, i.e., volatile organic compounds, or VOC.

UNITED STATES ENVIRONMENTAL PROTECTION AGENCY

VOC DATA SHEET:

PROPERTIES OF THE COATING "AS APPLIED" TO THE SUBSTRATE

Coating Manufacturer: Delta Laboratories, Inc.

Coating Identification: Butyl Cellosolve 01T000003

Batch Identification: N/A

User: Metal Industries, Incorporated

User's Coating Identification: Butyl Cellosolve

Properties of the coating as applied[1] by the User:

A. Coating Density $(D_c)_a$: 7.5 kg/l, or _____ lb/gal

/ / ASTM D1475 /X/ Other[2]

B. Total Volatiles $(W_v)_a$: 100 Weight Percent

/ / ASTM D2369 /X/ Other[2]

C. Water Content: 1. $(W_w)_a$ 0 Weight Percent

/ / ASTM D3792 / / ASTM D4017 /X/ Other[2]

2. $(V_w)_a$ 0 Volume Percent

/ / Calculated /X/ Other[2]

D. Weighted Average Density of the dilution solvent (D_d)[3]: N/A lb/gal

/ / ASTM D1475 / / Handbook / / Formulation

(Continued on Reverse Side)

---

[1]The subscript "a" denotes each value is for the coating "as applied" to the substrate.
[2]Explain the other method used under "Remarks" on reverse side
[3]The subscript "d" denotes values are for the dilution solvent

E. Dilution Solvent Ratio (R_d): 0 $\frac{\text{gal diluent}}{(\text{gal coating})_s}$[4]

or

_____ $\frac{\text{liter diluent}}{(\text{liter coating})_s}$[4]

F. Organic Volatiles Content[5] $(W_o)_a$: 100 Weight Percent

G. Non-Volatiles Content $(V_n)_a$: 0 Volume Percent

H. VOC Content $(VOC)_a$: 1. 7.5 lb/gal of coating less water

or _____ kg/l of coating less water

2. _____ lb/gal solids

or _____ kg/l solids

REMARKS:

Signed: Howard Fay Date: 9/15/93

---

[4]The subscript "s" denotes values are for the coating "as supplied" by the manufacturer.

[5]This terminology is used to be consistent with Method 24. It refers to all photochemically reactive organic compounds emitted from the coating including reactive by-products of the cure reaction, exactly the same matter as indicated in Paragraph H, i.e., volatile organic compounds, or VOC.

By
Ts

MATERIAL SAFETY DATA SHEET

Delta Laboratories, INC.
P.O. BOX 2258
OCALA, FL32678

INFORMATION TELEPHONE NO.: 904-629-8101
EMERGENCY TELEPHONE NO.: 800-424-9300

PREPARATION DATE: 06/10/91 REPLACES DATE: 02/12/91 PREPARER: KMC

SECTION I - PRODUCT IDENTIFICATION

BUTYL CELLOSOLVE
THINNER
01T000003

SECTION II - HAZARDOUS INGREDIENTS

CHEMICAL NAME	CAS NUMBER	WT. PERCENT IS LESS THAN	OCCUPATIONAL EXPOSURE LIMITS (TLV-TWA)	(TLV-STEL)	SKIN DESIG-NATION	VAPOR PRESSURE mmHg 20C	KNOWN OR SUSPECTED CARCINOGEN	SEC 313
2-BUTOXYETHANOL	111-76-2	100%	25 ppm	N/E	YES	0.8	NO	YES

THIS PRODUCT CONTAINS ONE OR MORE MATERIALS SUBJECT TO THE REPORTING REQUIREMENTS OF SECTION 313 OF THE EMERGENCY PLANNING AND THE COMMUNITY RIGHT-TO-KNOW ACTS OF 1986 AND OF 40 CFR 372.

N.A. - NOT APPLICABLE N.E. - NOT ESTABLISHED

SECTION III - PHYSICAL DATA

BOILING RANGE : 336- 343 F
ODOR : SOLVENT
APPEARANCE : CLEAR LIQUID
VOLATILE BY WEIGHT: 100.0%
VOLATILE BY VOLUME: 100.0%

VAPOR DENSITY : IS HEAVIER THAN AIR
EVAPORATION RATE: IS SLOWER THAN ETHER
SOLUBILITY : SOLUBLE IN H2O
PRODUCT DENSITY : 7.5 LBS./GAL. (US)

SECTION IV - FIRE AND EXPLOSION HAZARD DATA

FLAMMABILITY CLASSIFICATION:

OSHA - COMBUSTIBLE LIQUID - CLASS IIIA
DOT - COMBUSTIBLE LIQUID

FLASH POINT: 150 F (TAGLIABUE CLOSED CUP)
LEL: 1.1 %
UEL: 12.7 %

EXTINGUISHING MEDIA: CARBON DIOXIDE DRY CHEMICAL FOAM

SECTION X - HMIS RATINGS

HEALTH: 2 FLAMMABILITY: 2 REACTIVITY: 0 PERSONAL PROTECTION: G

THE INFORMATION CONTAINED HEREIN IS, TO THE BEST OF OUR KNOWLEDGE AND BELIEF, ACCURATE. HOWEVER, SINCE THE CONDITIONS OF HANDLING AND USE ARE BEYOND OUR CONTROL, WE MAKE NO GUARANTEE OF RESULTS, AND ASSUME NO LIABILITY FOR DAMAGES INCURRED BY USE OF THIS MATERIAL. IT IS THE RESPONSIBILITY OF THE USER TO COMPLY WITH ALL APPLICABLE FEDERAL, STATE AND LOCAL LAWS AND REGULATIONS.

UNITED STATES ENVIRONMENTAL PROTECTION AGENCY

VOC DATA SHEET
PROPERTIES OF THE COATING "AS APPLIED" TO THE SUBSTRATE

Coating Manufacturer: PPG Industries

Coating Identification: Powercon Resin AR210

Batch Identification: N/A

User: Metal Industries, Incorporated

User's Coating Identification: AR210

Properties of the coating as applied (1) by the user:

A. Coating Density (Dc)a: _____ kg/l, or 8.7 lb/gal

☒ ASTM D1475 ☐ Other (2)

B. Total Volatiles (Wv)a: 2.90 Weight Percent

☒ ASTM D2369 ☐ Other (2)

C. Water Content: !. (Ww)a 2.7 Weight Percent

☒ ASTM D3792 ☐ ASTM D4017 ☐ Other (2)

2. (Vw)a 2.8 Volume Percent

☒ Calculated ☐ Other (2)

D. Weighted Average Density of the dilution solvent (Dd)3: NA lb/gal

☐ ASTM D1475 ☐ Handbook ☐ Formulation

(Continued on Reverse Side)

(1) The subscript "a" denotes each value is for the coating " as applied" to the substrate.
(2) Explain the other method used under "Remarks" on reverse side.
(3) The subscript "d" denotes values are for the dilution solvent.

VOC DATA SHEET AR210

E. Dilution Solvent Ratio (Rd): 0 gal diluent / (gal coating)s (4)

or

_____ liter diluent / (liter coating)s (4)

F. Organic Volatiles Content (5) (Wo)a: 20.9 Weight Percent

G. Non-Volatiles Content: (Vn)a: 67.0 Volume Percent

H. VOC Content (VOC)a

1. 1.9 lb/gal of coating less water

or _____ kg/l of coating less water

2. 2.7 lb/gal solids

or _____ kg/l solids

REMARKS:

$\frac{\text{lb VOC}}{\text{gal with water}}$ = (Wo)s x (Dc)s = 0.209 x 8.7 = 1.82

Signed: Howard Loy Date: 1/2/97

(4) The subscript "s" denotes values are for the coating "as supplied" by the manufacturer.

(5) This terminology is used to be consistent with Method 24. It refers to all photochemically reactive organic compounds emitted from the coating including reactive by-products of the cure reaction, exactly the same matter as indicated in Paragraph H, i.e., volatile organic compounds, or VOC.

UNITED STATES ENVIRONMENTAL PROTECTION AGENCY

VOC DATA SHEET:

PROPERTIES OF THE COATING "AS SUPPLIED" BY THE MANUFACTURER

Coating Manufacturer: PPG INDUSTRIES

Coating Identification: POWERCRON RESIN FEED

Batch Identification: AR210

Supplied To: METAL INDUSTRIES

Properties of the coating as supplied[1] to the customer:

A. Coating Density $(D_c)_s$: 8.7 lb/gal _____ kg/l

[✓] ASTM D1475 [ ] Other[2]

B. Total Volatiles $(W_v)_s$: 29.0 Weight Percent

[✓] ASTM D2369 [ ] Other[2]

C. Water Content: 1. $(W_w)_s$ 2.7 Weight Percent

[✓] ASTM D3792 [ ] ASTM D4017 [ ] Other[2]

2. $(V_w)_s$ 2.8 Volume Percent

[✓] Calculated [ ] Other[2]

D. Organic Volatiles $(W_o)_s$: 20.9 Weight Percent

E. Nonvolatiles Content $(V_n)_s$: 67.0 Volume Percent

F. VOC Content $(VOC)_s$: 1. 1.9 lb/gal coating less water

or _____ kg/l coating less water

2. 2.7 lb/gal solids

or _____ kg/l solids

Remarks: (use reverse side)

---

[1]The subscript "s" denotes each value is for the coating "as supplied" by the manufacturer.

[2]Explain the other method used under "Remarks".

Signed: [signature] Date 3/15/92

$\frac{lb\ VOC}{gal\ w/water} = (W_o)_s (D_c)_s = 0.209 \times 8.7 = 1.82$

ATERIAL SAFETY DATA SHEET
COATINGS AND RESINS GROUP
PPG Industries, Inc.

SECTION 1 - CHEMICAL, PRODUCT, AND COMPANY INFORMATION

PRODUCT CODE/IDENTITY:	**AR210**
PRODUCT TRADE NAME:	**POWERCRON RESIN**
REVISION DATE:	04/21/00 (000) 0819
CUSTOMER PART #/NAME:	
CHEMICAL FAMILY:	Acrylic
EMERGENCY MEDICAL/SPILL INFO:	(304) 843-1300 (U.S.) 91-800-00-214 (MEXICO)
TECHNICAL INFORMATION:	(414) 764-6000
PRODUCT SAFETY/MSDS INFORMATION:	4325 ROSANNA DRIVE, P.O. BOX 9 ALLISON PARK, PA 15101 (412) 492-5555
DATE OF MSDS PREPARATION:	11-01-00

PRIMARY HAZARD WARNING

Combustible. Keep away from heat, sparks, flames, and other sources of ignition. Do not smoke. Harmful or fatal if swallowed. May cause slight skin irritation. Causes severe eye irritation. May be harmful if absorbed through the skin. Vapor and/or spray mist harmful if inhaled. Vapor irritates eyes, nose, and throat.

THIS MATERIAL SAFETY DATA SHEET HAS BEEN PREPARED IN ACCORDANCE WITH THE OSHA HAZARD COMMUNICATION STANDARD (29 CFR 1910.1200), THE SUPPLIER NOTIFICATION REQUIREMENTS OF SARA TITLE III, SECTION 313, AND OTHER APPLICABLE RIGHT-TO-KNOW REGULATIONS.

MSDS continued on page 2

SECTION 2 - COMPOSITION/INFORMATION ON INGREDIENTS

REF	HAZARDOUS INGREDIENTS	PERCENT	CAS NUMBER	CARCINOGEN*
01	2-BUTOXY ETHANOL	20- <30	111-76-2	

* Carcinogens: O=OSHA; A=ACGIH; N=NTP; I=IARC

SARA TITLE III & CERCLA CLASSIFICATIONS

REF	SARA 102 RQ (LBS)	SARA 302 TPQ (LBS)	SARA 313	SARA 311/312 AC	CH	FL	PR	RE
01	NOT ESTAB	NOT ESTAB	Y	Y	Y	Y	N	N

SARA 311/312 CATEGORIES FOR THIS PRODUCT: ACUTE= Y, CHRONIC= Y, FLAMMABILITY= Y, PRESSURE= N, REACTIVITY= N

OCCUPATIONAL EXPOSURE LIMITS HAVE BEEN ESTABLISHED FOR THE FOLLOWING MATERIALS:

REF	ACGIH TLV-TWA	ACGIH TLV-STEL	U.S. OSHA PEL-TWA	U.S. OSHA PEL-STEL
01	S- 20 PPM	NOT ESTAB.	S- 25 ppm	NOT ESTAB.

[C- Ceiling Limit; S- Potential Skin Absorption; R- Respirable Dust] [NOT ESTAB. = NOT ESTABLISHED = NOT APPLICABLE]

PRODUCT STATUS RELATIVE TO THE U.S. EPA TOXIC SUBSTANCES CONTROL ACT
All chemical substances in this product are listed on the U.S. TSCA Inventory or are otherwise exempt from TSCA Inventory reporting requirements.

SECTION 3 - HAZARDS IDENTIFICATION

EFFECTS OF OVEREXPOSURE FROM:

- INGESTION: Harmful or fatal if swallowed.
- EYE CONTACT: Causes severe eye irritation.
- SKIN CONTACT: May cause slight skin irritation. May be harmful if absorbed through the skin.
- INHALATION: Vapor and/or spray mist harmful if inhaled. Vapor irritates eyes, nose, and throat. Repeated exposure to high vapor concentrations may cause irritation of the respiratory system and permanent brain and nervous system damage.
- CHRONIC OVEREXPOSURE: Avoid long-term and repeated contact. This product either contains formaldehyde or is capable of releasing formaldehyde above 0.5 ppm under certain conditions. Formaldehyde is a potential cancer hazard, a skin sensitizer and a respiratory sensitizer. This product contains an ethylene series glycol ether and/or acetate which has been shown to cause adverse effects on the kidneys, liver, blood and/or blood-forming tissue. In a two-year NTP inhalation study, there was no significant increase in the incidence of any type of tumor in rats exposed to 2-butoxy ethanol at concentrations up to 125 ppm except a questionable trend in the incidence of adrenal gland tumors in female rats. When mice were exposed to concentrations of 62.5, 125, and 250 ppm, there was some evidence of carcinogenicity found in the liver of male mice and the forestomach of female mice at 250 ppm. The relevance of these findings to humans is unclear.

SIGNS AND SYMPTOMS OF OVEREXPOSURE: Eye watering, headaches, nausea, dizziness, and loss of coordination are indications that solvent levels are too high. Intentional misuse by deliberately concentrating and inhaling the contents can be harmful or fatal. Redness, itching, burning sensation and visual disturbances may indicate excessive eye contact. Dryness, itching, cracking, burning, redness, and swelling are conditions associated with excessive skin contact.

MEDICAL CONDITIONS AGGRAVATED BY EXPOSURE: Not applicable.

SECTION 4 - FIRST AID MEASURES

- INGESTION: If swallowed, do not induce vomiting. Gently wipe out inside mouth to remove any residual material.
- EYE CONTACT: In case of eye contact, remove contact lenses and flush eyes immediately with a gentle stream of luke warm water for at least 15 minutes.
- SKIN CONTACT: In case of skin contact, flush immediately with plenty of water for at least 15 minutes followed by washing with soap and water.
- INHALATION: If affected by inhalation of vapor or spray mist, remove to fresh air. Apply artificial respiration and other support measures as required.
- OTHER: If ingestion, any type of overexposure or symptoms of overexposure occur during or following the use of this product, contact a poison control center, emergency room or physician immediately; have Material Safety Data Sheet information available.

SECTION 5 - FIRE FIGHTING MEASURES

- **FLASHPOINT:** 134 Degrees F (56 Degrees C) (PENSKY-MARTENS CLOSED CUP)

MSDS continued on page 3

UNITED STATES ENVIRONMENTAL PROTECTION AGENCY

VOC DATA SHEET
PROPERTIES OF THE COATING "AS APPLIED" TO THE SUBSTRATE

Coating Manufacturer: PPG Industries

Coating Identification: Powercon Brown Paste AP253

Batch Identification: N/A

User: Metal Industries, Incorporated

User's Coating Identification: AP253

Properties of the coating as applied (1) by the user:

A. Coating Density (Dc)a: _____ kg/l, or 13.1 lb/gal

☒ ASTM D1475 ☐ Other (2)

B. Total Volatiles (Wv)a: 32.0 Weight Percent

☒ ASTM D2369 ☐ Other (2)

C. Water Content: !. (Ww)a 1.1 Weight Percent

☒ ASTM D3792 ☐ ASTM D4017 ☐ Other (2)

2. (Vw)a 1.7 Volume Percent

☒ Calculated ☐ Other (2)

D. Weighted Average Density of the dilution solvent (Dd)3: NA lb/gal

☐ ASTM D1475 ☐ Handbook ☐ Formulation

(Continued on Reverse Side)

(1) The subscript "a" denotes each value is for the coating " as applied" to the substrate.
(2) Explain the other method used under "Remarks" on reverse side.
(3) The subscript "d" denotes values are for the dilution solvent.

VOC DATA SHEET AP253

E. Dilution Solvent Ratio (Rd): 0 gal diluent / (gal coating)s (4)

or

_____ liter diluent / (liter coating)s (4)

F. Organic Volatiles Content (5) (Wo)a: 29.2 Weight Percent

G. Non-Volatiles Content: (Vn)a: 45.0 Volume Percent

H. VOC Content (VOC)a

1. 3.9 lb/gal of coating less water

or _____ kg/l of coating less water

2. 8.5 lb/gal solids

or _____ kg/l solids

REMARKS:

$\frac{\text{lb VOC}}{\text{gal with water}}$ = (Wo)s x (Dc)s = 0.292 x 13.1 = 3.83

Signed: Howard Loy Date: 1/2/97

(4) The subscript "s" denotes values are for the coating "as supplied" by the manufacturer.

(5) This terminology is used to be consistent with Method 24. It refers to all photochemically reactive organic compounds emitted from the coating including reactive by-products of the cure reaction, exactly the same matter as indicated in Paragraph H, i.e., volatile organic compounds, or VOC.

UNITED STATES ENVIRONMENTAL PROTECTION AGENCY

VOC DATA SHEET:

PROPERTIES OF THE COATING "AS SUPPLIED" BY THE MANUFACTURER

Coating Manufacturer: PPG INDUSTRIES

Coating Identification: POWERCRON BROWN PASTE

Batch Identification: AP-253

Supplied To: METAL INDUSTRIES

Properties of the coating as supplied[1] to the customer:

A. Coating Density $(D_c)_s$: 13.1 lb/gal _____ kg/l

[✓] ASTM D1475 [ ] Other[2]

B. Total Volatiles $(W_v)_s$: 32.0 Weight Percent

[✓] ASTM D2369 [ ] Other[2]

C. Water Content: 1. $(W_w)_s$ 1.1 Weight Percent

[✓] ASTM D3792 [ ] ASTM D4017 [ ] Other[2]

2. $(V_w)_s$ 1.7 Volume Percent

[✓] Calculated [ ] Other[2]

D. Organic Volatiles $(W_o)_s$: 29.2 Weight Percent

E. Nonvolatiles Content $(V_n)_s$: 45.0 Volume Percent

F. VOC Content $(VOC)_s$: 1. 3.9 lb/gal coating less water

or _____ kg/l coating less water

2. 8.5 lb/gal solids

or _____ kg/l solids

Remarks: (use reverse side)

---

[1]The subscript "s" denotes each value is for the coating "as supplied" by the manufacturer.

[2]Explain the other method used under "Remarks".

Signed: [signature] Date 3/5/92

$\frac{lb\ VOC}{gal\ w/water} = (W_o)_s (D_c)_s = 0.292 \times 13.1 = 3.83$

ATERIAL SAFETY DATA SHEET
COATINGS AND RESINS GROUP
PPG Industries, Inc.

SECTION 1 CHEMICAL PRODUCT AND COMPANY INFORMATION

PRODUCT CODE/IDENTITY:	**AP253**
REVISION DATE:	03/29/00 (000) 0819
CUSTOMER PART #/NAME:	PNT0253
PRODUCT TRADE NAME:	POWERCRON BROWN PASTE
CHEMICAL FAMILY:	PIGMENT DISPERSION
EMERGENCY MEDICAL/SPILL INFO:	(304) 843-1300 (U.S.) 91-800-00-214 (MEXICO)
TECHNICAL INFORMATION:	(414) 764-6000
PRODUCT SAFETY/MSDS INFORMATION:	4325 ROSANNA DRIVE, P.O. BOX 9 ALLISON PARK, PA 15101 (412) 492-5555
DATE OF MSDS PREPARATION:	08-22-00

PRIMARY HAZARD WARNING

Combustible. Keep away from heat, sparks, flames, and other sources of ignition. Do not smoke. Harmful or fatal if swallowed. May cause slight skin irritation. Causes severe eye irritation. May be harmful if absorbed through the skin. Vapor and/or spray mist harmful if inhaled. Vapor irritates eyes, nose, and throat.

THIS MATERIAL SAFETY DATA SHEET HAS BEEN PREPARED IN ACCORDANCE WITH THE OSHA HAZARD COMMUNICATION STANDARD (29 CFR 1910.1200), THE SUPPLIER NOTIFICATION REQUIREMENTS OF SARA TITLE III, SECTION 313, AND OTHER APPLICABLE RIGHT-TO-KNOW REGULATIONS.

SECTION 2 COMPOSITION/INFORMATION ON INGREDIENTS

REF	HAZARDOUS INGREDIENTS	PERCENT	CAS NUMBER	CARCINOGEN*
01	2-BUTOXY ETHANOL	20- <30	111-76-2	
02	IRON OXIDE	1 - <5	1332-37-2	
03	ALUMINUM SILICATE	20- <30	1332-58-7	
04	CARBON BLACK	0.1- <1	1333-86-4	I
05	TITANIUM DIOXIDE	10- <20	13463-67-7	

* Carcinogens: O = OSHA; A = ACGIH; N = NTP; I = IARC

SARA TITLE III & CERCLA CLASSIFICATIONS

REF	SARA 102 RQ (LBS)	SARA 302 TPQ (LBS)	SARA 313	SARA 311/312 AC	CH	FL	PR	RE
01	NOT ESTAB	NOT ESTAB	Y	Y	Y	Y	N	N
02	NOT ESTAB	NOT ESTAB	N	N	N	N	N	N
03	NOT ESTAB	NOT ESTAB	N	N	N	N	N	N
04	NOT ESTAB	NOT ESTAB	N	N	Y	N	N	N
05	NOT ESTAB	NOT ESTAB	N	N	N	N	N	N

SARA 311/312 CATEGORIES FOR THIS PRODUCT: ACUTE = Y, CHRONIC = Y, FLAMMABILITY = Y, PRESSURE = N, REACTIVITY = N

OCCUPATIONAL EXPOSURE LIMITS HAVE BEEN ESTABLISHED FOR THE FOLLOWING MATERIALS:

REF	ACGIH TLV-TWA	ACGIH TLV-STEL	U.S. OSHA PEL-TWA	U.S. OSHA PEL-STEL
01	S- 20 PPM	NOT ESTAB.	S- 25 ppm	NOT ESTAB.
02	5 mg/m3	NOT ESTAB.	10 mg/m3	NOT ESTAB.
03	R- 5 mg/m3	NOT ESTAB.	R- 5 mg/m3	NOT ESTAB.
04	3.5 mg/m3	NOT ESTAB.	3.5 mg/m3	NOT ESTAB.
05	10 mg/m3	NOT ESTAB.	10 mg/m3	NOT ESTAB.

[C- Ceiling Limit; S- Potential Skin Absorption; R- Respirable Dust].[NOT ESTAB. = NOT ESTABLISHED = NOT APPLICABLE]

PRODUCT STATUS RELATIVE TO THE U.S. EPA TOXIC SUBSTANCES

CONTROL ACT

All chemical substances in this product are listed on the U.S. TSCA Inventory or are otherwise exempt from TSCA Inventory reporting requirements.

SECTION 3 HAZARDS IDENTIFICATION

EFFECTS OF OVEREXPOSURE FROM:

▸INGESTION: Harmful or fatal if swallowed.

▸EYE CONTACT: Causes severe eye irritation.

▸SKIN CONTACT: May cause slight skin irritation. May be harmful if absorbed through the skin.

▸INHALATION: Vapor and/or spray mist harmful if inhaled. Vapor irritates eyes, nose, and throat. Repeated exposure to high vapor concentrations may cause irritation of the respiratory system and permanent brain and nervous system damage.

▸CHRONIC OVEREXPOSURE: Avoid long-term and repeated contact. This product either contains formaldehyde or is capable of releasing formaldehyde above 0.5 ppm under certain conditions. Formaldehyde is a potential cancer hazard, a skin sensitizer and a respiratory sensitizer. This product contains an ethylene series glycol ether and/or acetate which has been shown to cause adverse effects on the kidneys, liver, blood and/or blood-forming tissue. This product contains titanium dioxide. Animals inhaling massive quantities of titanium dioxide dust in a long-term study developed lung tumors. Studies with humans involved in manufacture of this pigment indicate no increased risk of cancer from exposure. Potential for inhalation of titanium dioxide dusts from coatings is very limited. Since overexposures are not expected, there is no significant hazard for man. This product contains carbon black which has been rated an IARC 2B carcinogen due to animal data. In a two-year NTP inhalation study, there was no significant increase in the incidence of any type of tumor in rats exposed to 2-butoxy ethanol at concentrations up to 125 ppm except a questionable trend in the incidence of adrenal gland tumors in female rats. When mice were exposed to concentrations of 62.5, 125, and 250 ppm, there was some evidence of carcinogenicity found in the liver of male mice and the forestomach of female mice at 250 ppm. The relevance of these findings to humans is unclear.

SIGNS AND SYMPTOMS OF OVEREXPOSURE: Eye watering, headaches, nausea, dizziness, and loss of coordination are indications that solvent levels are too high. Intentional misuse by deliberately concentrating and inhaling the contents can be harmful or fatal. Redness, itching, burning sensation and visual disturbances may indicate excessive eye contact. Dryness, itching, cracking, burning, redness, and swelling are conditions associated with excessive skin contact.

MEDICAL CONDITIONS AGGRAVATED BY EXPOSURE: Not applicable.

SECTION 4 FIRST AID MEASURES

▸INGESTION: If swallowed, do not induce vomiting. Gently wipe out inside mouth to remove any residual material.

▸EYE CONTACT: In case of eye contact, remove contact lenses and flush eyes immediately with a gentle stream of luke warm water for at least 15 minutes.

▸SKIN CONTACT: In case of skin contact, flush immediately with plenty of water for at least 15 minutes followed by washing with soap and water.

▸INHALATION: If affected by inhalation of vapor or spray mist, remove to fresh air. Apply artificial respiration and other support measures as required.

▸OTHER: If ingestion, any type of overexposure or symptoms of overexposure occur during or following the use of this product, contact a poison control center, emergency room or physician immediately; have Material Safety Data Sheet information available.

SECTION 5 FIRE FIGHTING MEASURES

▸**FLASHPOINT:** 135 Degrees F (57 Degrees C) (PENSKY-MARTENS CLOSED CUP)

▸FLAMMABLE LIMITS: Lower explosion limit (LEL): 1.4

▸Upper explosion limit (UEL): Not available

▸EXTINGUISHING MEDIA: Use National Fire Protection Association (NFPA) Class B extinguishers (carbon dioxide, dry chemical, or universal aqueous film forming foam) designed to extinguish NFPA Class II combustible liquid fires.

▸UNUSUAL FIRE AND EXPLOSION HAZARDS: Keep this product away from heat, sparks, flame, and other sources of ignition (i.e., pilot lights, electric motors, static electricity). Invisible vapors can travel to a source of ignition and flash back. Do not smoke while using this product. Keep containers tightly closed when not in use. Closed containers may explode when overheated. Do not apply to hot surfaces. Toxic gases may form when this product comes in contact with extreme heat.

▸SPECIAL FIRE FIGHTING PROCEDURES: Water spray may be ineffective. Water spray may be used to cool closed containers to prevent pressure build-up and possible autoignition or explosion when exposed to extreme heat. If water is used, fog nozzles are preferable. Fire-fighters should wear self-contained breathing apparatus and full protective clothing.

SECTION 6 ACCIDENTAL RELEASE MEASURES

▸STEPS TO BE TAKEN IN CASE MATERIAL IS RELEASED OR SPILLED: Provide maximum ventilation. Only personnel equipped with proper respiratory, skin, and eye protection should be permitted in the area. Remove all sources of ignition. Take up spilled material with sand, vermiculite, or other noncombustible absorbent material and place in clean, empty containers for disposal. Only the spilled material and the absorbant should be placed in this container.

UNITED STATES ENVIRONMENTAL PROTECTION AGENCY

VOC DATA SHEET
PROPERTIES OF THE COATING "AS APPLIED" TO THE SUBSTRATE

Coating Manufacturer: PPG Industries

Coating Identification: Powercon White Paste AP274

Batch Identification: N/A

User: Metal Industries, Incorporated

User's Coating Identification: AP274

Properties of the coating as applied (1) by the user:

A. Coating Density (Dc)a: _____ kg/l, or 15.5 lb/gal

☒ ASTM D1475 ☐ Other (2)

B. Total Volatiles (Wv)a: 22.0 Weight Percent

☒ ASTM D2369 ☐ Other (2)

C. Water Content: !. (Ww)a 1.0 Weight Percent

☒ ASTM D3792 ☐ ASTM D4017 ☐ Other (2)

2. (Vw)a 1.9 Volume Percent

☒ Calculated ☐ Other (2)

D. Weighted Average Density of the dilution solvent (Dd)3: NA lb/gal

☐ ASTM D1475 ☐ Handbook ☐ Formulation

(Continued on Reverse Side)

(1) The subscript "a" denotes each value is for the coating " as applied" to the substrate.
(2) Explain the other method used under "Remarks" on reverse side.
(3) The subscript "d" denotes values are for the dilution solvent.

VOC DATA SHEET AP274

E. Dilution Solvent Ratio (Rd): 0 gal diluent / (gal coating)s (4)

or

_____ liter diluent / (liter coating)s (4)

F. Organic Volatiles Content (5) (Wo)a: 18.8 Weight Percent

G. Non-Volatiles Content: (Vn)a: 56.0 Volume Percent

H. VOC Content (VOC)a

1. 3.0 lb/gal of coating less water

or _____ kg/l of coating less water

2. 5.2 lb/gal solids

or _____ kg/l solids

REMARKS:

$\frac{\text{lb VOC}}{\text{gal with water}}$ = (Wo)s x (Dc)s = 0.188 x 15.5 = 2.91

Signed: Howard Fay Date: 1/2/97

(4) The subscript "s" denotes values are for the coating "as supplied" by the manufacturer.

(5) This terminology is used to be consistent with Method 24. It refers to all photochemically reactive organic compounds emitted from the coating including reactive by-products of the cure reaction, exactly the same matter as indicated in Paragraph H, i.e., volatile organic compounds, or VOC.

UNITED STATES ENVIRONMENTAL PROTECTION AGENCY

VOC DATA SHEET:

PROPERTIES OF THE COATING "AS SUPPLIED" BY THE MANUFACTURER

Coating Manufacturer: PPG INDUSTRIES

Coating Identification: POWERCRON WHITE PASTE

Batch Identification: AP274

Supplied To: METAL INDUSTRIES

Properties of the coating as supplied[1] to the customer:

A. Coating Density $(D_c)_s$: 15.5 lb/gal _____ kg/l

[✓] ASTM D1475 [ ] Other[2]

B. Total Volatiles $(W_v)_s$: 22.0 Weight Percent

[✓] ASTM D2369 [ ] Other[2]

C. Water Content: 1. $(W_w)_s$ 1.0 Weight Percent

[✓] ASTM D3792 [ ] ASTM D4017 [ ] Other[2]

2. $(V_w)_s$ 1.9 Volume Percent

[✓] Calculated [ ] Other[2]

D. Organic Volatiles $(W_o)_s$: 18.8 Weight Percent

E. Nonvolatiles Content $(V_n)_s$: 56.0 Volume Percent

F. VOC Content $(VOC)_s$: 1. 3.0 lb/gal coating less water

or _____ kg/l coating less water

2. 5.2 lb/gal solids

or _____ kg/l solids

Remarks: (use reverse side)

[1]The subscript "s" denotes each value is for the coating "as supplied" by the manufacturer.

[2]Explain the other method used under "Remarks".

Signed: [signature] Date 3/15/92

$\frac{lb\ VOC}{gal\ w/water} = (W_o)_s (D_c)_s = 0.188 \times 15.5 = 2.91$

MATERIAL SAFETY DATA SHEET
COATINGS AND RESINS GROUP
PPG Industries, Inc.

SECTION 1 - CHEMICAL PRODUCT AND COMPANY INFORMATION

PRODUCT CODE/IDENTITY:	AP274
PRODUCT TRADE NAME:	POWERCRON WHITE PASTE
REVISION DATE:	02/16/01 (000) 0819
CUSTOMER PART #/NAME:	PNT0274
CHEMICAL FAMILY:	Acrylic
EMERGENCY MEDICAL/SPILL INFO:	(304) 843-1300 (U.S.) 91-800-00-214 (MEXICO)
TECHNICAL INFORMATION:	(414) 764-6000
PRODUCT SAFETY/MSDS INFORMATION:	4325 ROSANNA DRIVE, P.O. BOX 9 ALLISON PARK, PA 15101 (412) 492-5555
DATE OF MSDS PREPARATION:	05-30-01

PRIMARY HAZARD WARNING

Combustible. Keep away from heat, sparks, flames, and other sources of ignition. Do not smoke. Harmful or fatal if swallowed. May cause slight skin irritation. Causes severe eye irritation. May be harmful if absorbed through the skin. Vapor and/or spray mist harmful if inhaled. Vapor irritates eyes, nose, and throat.

THIS MATERIAL SAFETY DATA SHEET HAS BEEN PREPARED IN ACCORDANCE WITH THE OSHA HAZARD COMMUNICATION STANDARD (29 CFR 1910.1200), THE SUPPLIER NOTIFICATION REQUIREMENTS OF SARA TITLE III, SECTION 313, AND OTHER APPLICABLE RIGHT-TO-KNOW REGULATIONS.

TRANSPORTATION OF DANGEROUS GOODS

PROPER SHIPPING NAME: Paint
NOS TECHNICAL NAME: None
HAZARD CLASS: 3
SUBSIDIARY CLASS: None
UN NUMBER: UN1263
PACKING GROUP: III
MARINE POLLUTANT: None
USA-RQ, HAZARDOUS SUBSTANCE: None
USA-RQ, HAZARDOUS SUBSTANCE THRESHOLD SHIP WEIGHT: None
CANADA SCHEDULE XIII, 9.2: None
CANADA SCHEDULE XIII,9.2 THRESHOLD SHIP WEIGHT: None
USA and Canada Shipments Only- Combustible Liquid Exception: Non-bulk (< = 119 Gallons/450 L) ground shipments can be reclassified to "not regulated" for transportation. Bulk shipments - USA Only (> 119 Gallons/450 L) can be reclassified to a Combustible Liquid.

SECTION 2 - COMPOSITION/INFORMATION ON INGREDIENTS

REF	HAZARDOUS INGREDIENTS	PERCENT	CAS NUMBER	CARCINOGEN*
01	2-BUTOXY ETHANOL	10- <20	111-76-2	
02	ALUMINUM SILICATE	5 - <10	1332-58-7	
03	TITANIUM DIOXIDE	50- <60	13463-67-7	

* Carcinogens: O = OSHA; A = ACGIH; N = NTP; I = IARC

SARA TITLE III & CERCLA CLASSIFICATIONS

REF	SARA 102 RQ (LBS)	SARA 302 TPQ (LBS)	SARA 313	SARA 311/312 AC	CH	FL	PR	RE	
01	NOT ESTAB	NOT ESTAB	N	Y	Y	Y	N	N	
01	NOT ESTAB	NOT ESTAB	N						(GLYCOLETHR)
02	NOT ESTAB	NOT ESTAB	N	N	N	N	N	N	
03	NOT ESTAB	NOT ESTAB	N	N	N	N	N	N	

SARA 311/312 CATEGORIES FOR THIS PRODUCT: ACUTE = Y, CHRONIC = Y, FLAMMABILITY = Y, PRESSURE = N, REACTIVITY = N

OCCUPATIONAL EXPOSURE LIMITS HAVE BEEN ESTABLISHED FOR THE FOLLOWING MATERIALS:

REF	ACGIH TLV-TWA	ACGIH TLV-STEL	U.S. OSHA PEL-TWA	U.S. OSHA PEL-STEL	
01	S- 20 PPM	NOT ESTAB	S- 25 ppm	NOT ESTAB	
01	NOT ESTAB	NOT ESTAB	NOT ESTAB	NOT ESTAB	(GLYCOLETHR)
02	R- 2 mg/m3	NOT ESTAB	R- 5 mg/m3	NOT ESTAB	
03	10 mg/m3	NOT ESTAB	10 mg/m3	NOT ESTAB	

[C- Ceiling Limit; S- Potential Skin Absorption; R- Respirable Dust]

REF ACGIH TLV - BASIS - CRITICAL EFFECT(S)

01 irritation: CNS
01 (GLYCOLETHR)...NOT ESTAB.
02 pneumoconiosis
03 lung

[ACGIH TLV BASIS - CRITICAL EFFECT(S): CNS-CENTRAL NERVOUS SYSTEM; CVS-CARDIOVASCULAR SYSTEM; CWP-COAL WORKER'S PNEUMOCONIOSIS; GI-GASTROINTESTINAL] [NOT ESTAB. = NOT ESTABLISHED = NOT APPLICABLE] [NOT ESTAB. = NOT ESTABLISHED = NOT APPLICABLE]

PRODUCT STATUS RELATIVE TO THE U.S. EPA TOXIC SUBSTANCES CONTROL ACT

All chemical substances in this product are listed on the U.S. TSCA Inventory or are otherwise exempt from TSCA Inventory reporting requirements.

SECTION 3 - HAZARDS IDENTIFICATION

EFFECTS OF OVEREXPOSURE FROM:

▸INGESTION: Harmful or fatal if swallowed.

▸EYE CONTACT: Causes severe eye irritation.

▸SKIN CONTACT: May cause slight skin irritation. May be harmful if absorbed through the skin.

▸INHALATION: Vapor and/or spray mist harmful if inhaled. Vapor irritates eyes, nose, and throat. Repeated exposure to high vapor concentrations may cause irritation of the respiratory system and permanent brain and nervous system damage.

▸CHRONIC OVEREXPOSURE: Avoid long-term and repeated contact. This product either contains formaldehyde or is capable of releasing formaldehyde above 0.5 ppm under certain conditions. Formaldehyde is a potential cancer hazard, a skin sensitizer and a respiratory sensitizer. This product contains an ethylene series glycol ether and/or acetate which has been shown to cause adverse effects on the kidneys, liver, blood and/or blood-forming tissue. This product contains titanium dioxide. Animals inhaling massive quantities of titanium dioxide dust in a long-term study developed lung tumors. Studies with humans involved in manufacture of this pigment indicate no increased risk of cancer from exposure. Potential for inhalation of titanium dioxide dusts from coatings is very limited. Since overexposures are not expected, there is no significant hazard for man. In a two-year NTP inhalation study, there was no significant increase in the incidence of any type of tumor in rats exposed to 2-butoxy ethanol at concentrations up to 125 ppm except a questionable trend in the incidence of adrenal gland tumors in female rats. When mice were exposed to concentrations of 62.5, 125, and 250 ppm, there was some evidence of carcinogenicity found in the liver of male mice and the forestomach of female mice at 250 ppm. The relevance of these findings to humans is unclear.

SIGNS AND SYMPTOMS OF OVEREXPOSURE: Eye watering, headaches, nausea, dizziness, and loss of coordination are indications that solvent levels are too high. Intentional misuse by deliberately concentrating and inhaling the contents can be harmful or fatal. Redness, itching, burning sensation and visual disturbances may indicate excessive eye contact. Dryness, itching, cracking, burning, redness, and swelling are conditions associated with excessive skin contact.

MEDICAL CONDITIONS AGGRAVATED BY EXPOSURE: Not applicable.

SECTION 4 - FIRST AID MEASURES

▸IMPORTANT FIRST AID INFORMATION: If ingestion, any type of overexposure or symptoms of overexposure occur during or following the use of this product, contact a poison control center, emergency room or physician immediately; have Material Safety Data Sheet information available.

▸INGESTION: Gently wipe or rinse the inside of the mouth with water. Sips of water may be given. Never give anything by mouth to an unconscious person. Contact a poison control center, emergency room or physician right away as further treatment may be necessary.

▸EYE CONTACT: Remove contact lens and pour a gentle stream of warm water through the affected eye for at least 15 minutes. If irritation persists, contact a poison control center, emergency room, or physician as further treatment may be necessary.

▸SKIN CONTACT: Run a gentle stream of water over the affected area for 15 minutes. A mild soap may be used if available. If any symptoms persist, contact a poison control center, emergency room, or physician as further treatment may be necessary.

▸INHALATION: Remove from area to fresh air. If symptomatic, contact a poison control center, emergency room or physician for treatment information.

SECTION 5 - FIRE FIGHTING MEASURES