

*gray*

Memorandum

TO: Carla E. Pierce, Chief  
Operating Permits Section

FROM: Scott M. Sheplak, P.E. *sm8*  
Administrator, Title V Section

DATE: February 4, 1999

SUBJECT: Florida Power Corporation  
ID Number: 1050234  
Hines Energy Complex

Please find enclosed the subject Title V application for your review and information. Please return the application when you are done.

If you have any questions or comments concerning this matter, please do not hesitate to call me at 850/921-9532.

SS/bjb

Enclosure

1050234-001-AV

**RECEIVED**

FEB 08 1999

AIR AND RADIATION TECHNOLOGY BRANCH  
EPA - REGION 4  
ATLANTA, GA

file -



**RECEIVED**

JAN 19 1999

BUREAU OF  
AIR REGULATION

received SMS  
01/20/99

January 15, 1999

Mr. Scott Sheplak, P.E.  
Bureau of Air Regulation  
Division of Air Resources Management  
Department of Environmental Protection  
2600 Blair Stone Road, MS 5505  
Tallahassee, FL 32399-2400

Dear Mr. Sheplak:

Re: Hines Energy Complex Title V Permit Application  
FDEP Permit No. PSD-FL-195A/PA-92-33

This letter serves to transmit Florida Power Corporation's (FPC) application for a Title V air operation permit for the Hines Energy Complex (HEC) Power Block 1. Please find enclosed four copies of the application.

Numerous problems have been experienced with the emissions units to be tested and the initial compliance testing is not yet complete. Therefore, there are several areas of the attached application left blank because no data is yet available (e.g., a copy of the compliance test report). FPC anticipates that the Department will respond with a request for some of this additional information.

If you should have any questions concerning the attached, please do not hesitate to contact me at (727) 826-4258.

Sincerely,

Scott H. Osbourn  
Senior Environmental Engineer

Attachments

cc: Jerry Kissel, DEP SW District  
Ken Kosky, P.E., Golder Associates

XC: Al Luvro  
Mike Hulpa

# Department of Environmental Protection

DIVISION OF AIR RESOURCES MANAGEMENT

RECEIVED

JAN 19 1999

## APPLICATION FOR AIR PERMIT - LONG FORM

See Instructions for Form No. 62-210.900(1)

BUREAU OF  
AIR REGULATION

### I. APPLICATION INFORMATION

This section of the Application for Air Permit form identifies the facility and provides general information on the scope and purpose of this application. This section also includes information on the owner or authorized representative of the facility (or the responsible official in the case of a Title V source) and the necessary statements for the applicant and professional engineer, where required, to sign and date for formal submittal of the Application for Air Permit to the Department. If the application form is submitted to the Department using ELSA, this section of the Application for Air Permit must also be submitted in hard-copy.

#### Identification of Facility Addressed in This Application


Enter the name of the corporation, business, governmental entity, or individual that has ownership or control of the facility; the facility site name, if any; and the facility's physical location. If known, also enter the facility identification number.

1. Facility Owner/Company Name: <b>Florida Power Corporation</b>	
2. Site Name: <b>Hines Energy Complex</b>	
3. Facility Identification Number: <b>1050234</b> [ ] Unknown	
4. Facility Location Information: Street Address or Other Locator: <b>County Rd 555; 2.5m S of CR 640</b> City: <b>Bartow</b> County: <b>Polk</b> Zip Code: <b>33830</b>	
5. Relocatable Facility? [ ] Yes [x] No	6. Existing Permitted Facility? [x] Yes [ ] No

#### Application Processing Information (DEP Use)

1. Date of Receipt of Application:	<b>1/19/99</b>
2. Permit Number:	<b>1050234-001-AV</b>
3. PSD Number (if applicable):	
4. Siting Number (if applicable):	

**Owner/Authorized Representative or Responsible Official**

1. Name and Title of Owner/Authorized Representative or Responsible Official: <b>W. Jeffrey Pardue, Dir. Environmental Services Dept.</b>
2. Owner/Authorized Representative or Responsible Official Mailing Address: Organization/Firm: <b>Florida Power Corporation</b> Street Address: <b>One Power Plaza, 263-13th Ave S</b> City: <b>St. Petersburg</b> State: <b>FL</b> Zip Code: <b>33701-5511</b>
3. Owner/Authorized Representative or Responsible Official Telephone Numbers: Telephone: <b>(727) 826-4301</b> Fax: <b>(727) 826-4216</b>
4. Owner/Authorized Representative or Responsible Official Statement:  <i>I, the undersigned, am the owner or authorized representative* of the non-Title V source addressed in this Application for Air Permit or the responsible official, as defined in Rule 62-210.200, F.A.C., of the Title V source addressed in this application, whichever is applicable. I hereby certify, based on information and belief formed after reasonable inquiry, that the statements made in this application are true, accurate and complete and that, to the best of my knowledge, any estimates of emissions reported in this application are based upon reasonable techniques for calculating emissions. The air pollutant emissions units and air pollution control equipment described in this application will be operated and maintained so as to comply with all applicable standards for control of air pollutant emissions found in the statutes of the State of Florida and rules of the Department of Environmental Protection and revisions thereof. I understand that a permit, if granted by the Department, cannot be transferred without authorization from the Department, and I will promptly notify the Department upon sale or legal transfer of any permitted emissions unit.</i>   _____ Signature  _____ Date <i>1/15/99</i>

\* Attach letter of authorization if not currently on file.

**Scope of Application**

This Application for Air Permit addresses the following emissions unit(s) at the facility. An Emissions Unit Information Section (a Section III of the form) must be included for each emissions unit listed.

<b>Emissions Unit ID</b>		<b>Description of Emissions Unit</b>	<b>Permit Type</b>
Unit #	Unit ID		
1R	---	CT-1; Power Block 1	AF2A
2R	---	CT-2; Power Block 1	AF2A
3R	---	99 MMBtu/hour Auxiliary Boiler	AF2C
4R	---	Emergency Diesel Generator	AF2C
5	---	Facility-Wide fugitive/De minimis Emissions	

See individual Emissions Unit (EU) sections for more detailed descriptions.  
Multiple EU IDs indicated with an asterisk (\*). Regulated EU indicated with an "R".

**Purpose of Application and Category**

Check one (except as otherwise indicated):

**Category I: All Air Operation Permit Applications Subject to Processing Under Chapter 62-213, F.A.C.**

This Application for Air Permit is submitted to obtain:

- Initial air operation permit under Chapter 62-213, F.A.C., for an existing facility which is classified as a Title V source.
- Initial air operation permit under Chapter 62-213, F.A.C., for a facility which, upon start up of one or more newly constructed or modified emissions units addressed in this application, would become classified as a Title V source.

Current construction permit number: PSD-FL-195A/PA-92-33

- Air operation permit renewal under Chapter 62-213, F.A.C., for a Title V source.

Operation permit to be renewed: \_\_\_\_\_

- Air operation permit revision for a Title V source to address one or more newly constructed or modified emissions units addressed in this application.

Current construction permit number: \_\_\_\_\_

Operation permit to be renewed: \_\_\_\_\_

- Air operation permit revision or administrative correction for a Title V source to address one or more proposed new or modified emissions units and to be processed concurrently with the air construction permit application. Also check Category III.

Operation permit to be revised/corrected: \_\_\_\_\_

\_\_\_\_\_

- Air operation permit revision for a Title V source for reasons other than construction or modification of an emissions unit. Give reason for the revision e.g., to comply with a new applicable requirement or to request approval of an "Early Reductions" proposal.

Operation permit to be revised: \_\_\_\_\_

Reason for revision: \_\_\_\_\_

\_\_\_\_\_

**Category II: All Air Construction Permit Applications Subject to Processing Under Rule 62-210.300(2)(b), F.A.C.**

This Application for Air Permit is submitted to obtain:

- Initial air operation permit under Rule 62-210.300(2)(b), F.A.C., for an existing facility seeking classification as a synthetic non-Title V source.

Current operation/construction permit number(s): \_\_\_\_\_  
\_\_\_\_\_

- Renewal air operation permit under Rule 62-210.300(2)(b), F.A.C., for a synthetic non-Title V source.

Operation permit to be renewed: \_\_\_\_\_

- Air operation permit revision for a synthetic non-Title V source. Give reason for revision; e.g., to address one or more newly constructed or modified emissions units.

Operation permit to be revised: \_\_\_\_\_

Reason for revision: \_\_\_\_\_  
\_\_\_\_\_

**Category III: All Air Construction Permit Applications for All Facilities and Emissions Units.**

This Application for Air Permit is submitted to obtain:

- Air construction permit to construct or modify one or more emissions units within a facility (including any facility classified as a Title V source).

Current operation permit number(s), if any: \_\_\_\_\_  
\_\_\_\_\_

- Air construction permit to make federally enforceable an assumed restriction on the potential emissions of one or more existing, permitted emissions units.

Current operation permit number(s): \_\_\_\_\_  
\_\_\_\_\_

- Air construction permit for one or more existing, but unpermitted, emissions units.



**Application Processing Fee**

Check one:

Attached - Amount: \_\_\_\_\_

Not Applicable.

**Construction/Modification Information**

<p>1. Description of Proposed Project or Alterations:</p> <p><b>Power Block 1 consists of two nominal 165 MW Westinghouse 501F combustion turbines (CTs), two unfired heat recovery steam generators (HRSGs), and one 170 MW steam turbine; nominal rating of 500 MW combined cycle unit.</b></p>
<p>2. Projected or Actual Date of Commencement of Construction :</p>
<p>3. Projected Date of Completion of Construction :</p>

**Professional Engineer Certification**

<p>1. Professional Engineer Name: <b>Jennifer Tillman</b> Registration Number: 52125</p>
<p>2. Professional Engineer Mailing Address: Organization/Firm: <b>Florida Power Corporation</b> Street Address: <b>One Power Plaza 263-13th Ave S</b> City: <b>St. Petersburg</b> State: <b>FL</b> Zip Code: <b>33701-5511</b></p>
<p>3. Professional Engineer Telephone Numbers: Telephone: <b>(727) 826- 4132</b> Fax: <b>(727) 826-4216</b></p>

4. Professional Engineer's Statement:

*I, the undersigned, hereby certify, except as particularly noted herein\*, that:*


*(1) To the best of my knowledge, there is reasonable assurance that the air pollutant emissions unit(s) and the air pollution control equipment described in this Application for Air Permit, when properly operated and maintained, will comply with all applicable standards for control of air pollutant emissions found in the Florida Statutes and rules of the Department of Environmental Protection; and*

*(2) To the best of my knowledge, any emission estimates reported or relied on in this application are true, accurate, and complete and are either based upon reasonable techniques available for calculating emissions or, for emission estimates of hazardous air pollutants not regulated for an emissions unit addressed in this application, based solely upon the materials, information and calculations submitted with this application.*

*If the purpose of this application is to obtain a Title V source air operation permit (check here [  ] if so), I further certify that each emissions unit described in this Application for Air Permit, when properly operated and maintained, will comply with the applicable requirements identified in this application to which the unit is subject, except those emissions units for which a compliance schedule is submitted with this application.*

*If the purpose of this application is to obtain an air construction permit for one or more proposed new or modified emissions units (check here [  ] if so), I further certify that the engineering features of each such emissions unit described in this application have been designed or examined by me or individuals under my direct supervision and found to be in conformity with sound engineering principles applicable to the control of emissions of the air pollutants characterized in this application.*

*If the purpose of this application is to obtain an initial air operation permit or operation permit revision for one or more newly constructed or modified emissions units (check here [  ] if so), I further certify that, with the exception of any changes detailed as part of this application, each such emissions unit has been constructed or modified in substantial accordance with the information given in the corresponding application for air construction permit and with all provisions contained in such permit.*



*J. Lillman*

Signature

Seal

Date

*1/15/99*

*\*Attach any exception to certification statement.*

**Application Contact**

1. Name and Title of Application Contact: <b>Scott Osbourn, Senior Environmental</b>
2. Application Contact Mailing Address:  Organization/Firm: <b>Florida Power Corporation</b> Street Address: <b>One Power Plaza, 263-13th Ave S</b> City: <b>St. Petersburg</b> State: <b>FL</b> Zip Code: <b>33701-5511</b>
3. Application Contact Telephone Numbers:  Telephone: <b>(727) 826-4258</b> Fax: <b>(727) 826-4216</b>

**Application Comment**

<p><b>This application has been submitted within 180 days of initial operation.</b></p>
---

## II. FACILITY INFORMATION

### A. GENERAL FACILITY INFORMATION

#### Facility Location and Type

1. Facility UTM Coordinates: Zone: <b>17</b> East (km): <b>414.4</b> North (km): <b>3073.9</b>			
2. Facility Latitude/Longitude: Latitude (DD/MM/SS): <b>27 / 47 / 19</b> Longitude: (DD/MM/SS): <b>81 / 52 / 10</b>			
3. Governmental Facility Code: <b>0</b>	4. Facility Status Code: <b>C</b>	5. Facility Major Group SIC Code: <b>49</b>	6. Facility SIC(s): <b>4911</b>
7. Facility Comment (limit to 500 characters): <b>Power Block 1 is a nominal 500 MW combined cycle unit consisting of 2 CTs, 2 HRSG's and 1 steam turbine. The CTs fire natural gas with distillate oil as backup. The HRSGs are unfired.</b>			

#### Facility Contact

1. Name and Title of Facility Contact: <b>David Sorrick, Plant Manager</b>			
2. Facility Contact Mailing Address: Organization/Firm: <b>Hines Energy Complex</b> Street Address: <b>7700 County Road 555</b> City: <b>Bartow</b> State: <b>FL</b> Zip Code: <b>33830</b>			
3. Facility Contact Telephone Numbers: Telephone: <b>(941) 519-6201</b> Fax: <b>(941) 519-6210</b>			

**Facility Regulatory Classifications**

1. Small Business Stationary Source? <input type="checkbox"/> Yes <input checked="" type="checkbox"/> No <input type="checkbox"/> Unknown
2. Title V Source? <input checked="" type="checkbox"/> Yes <input type="checkbox"/> No
3. Synthetic Non-Title V Source? <input type="checkbox"/> Yes <input checked="" type="checkbox"/> No
4. Major Source of Pollutants Other than Hazardous Air Pollutants (HAPs)? <input checked="" type="checkbox"/> Yes <input type="checkbox"/> No
5. Synthetic Minor Source of Pollutants Other than HAPs? <input type="checkbox"/> Yes <input checked="" type="checkbox"/> No
6. Major Source of Hazardous Air Pollutants (HAPs)? <input type="checkbox"/> Yes <input checked="" type="checkbox"/> No
7. Synthetic Minor Source of HAPs? <input type="checkbox"/> Yes <input checked="" type="checkbox"/> No
8. One or More Emissions Units Subject to NSPS? <input checked="" type="checkbox"/> Yes <input type="checkbox"/> No
9. One or More Emissions Units Subject to NESHAP? <input type="checkbox"/> Yes <input checked="" type="checkbox"/> No
10. Title V Source by EPA Designation? <input type="checkbox"/> Yes <input checked="" type="checkbox"/> No
11. Facility Regulatory Classifications Comment (limit to 200 characters): <b>Applicable NSPS is 40 CFR Part 60; Subpart GG.</b>

**B. FACILITY REGULATIONS**

**Rule Applicability Analysis** (Required for Category II applications and Category III applications involving non Title-V sources. See Instructions.)

A large, empty rectangular box with a thin black border, occupying the central portion of the page. It is intended for the user to provide a Rule Applicability Analysis for Category II and III applications involving non Title-V sources.

**List of Applicable Regulations** (Required for Category I applications and Category III applications involving Title-V sources. See Instructions.)

**See Title V Core List - Effective 3/26/97**

## C. FACILITY POLLUTANTS

### Facility Pollutant Information

1. Pollutant Emitted	2. Pollutant Classification
PM    Particulate Matter - Total	A
SO <sub>2</sub> Sulfur Dioxide	A
NO <sub>x</sub> Nitrogen Oxides	A
CO    Carbon Monoxide	A
VOC    Volatile Organic Compounds	A
SAM    Sulfuric Acid Mist	A



## D. FACILITY POLLUTANT DETAIL INFORMATION

### Facility Pollutant Detail Information:

1. Pollutant Emitted:		
2. Requested Emissions Cap:	(lb/hr)	(tons/yr)
3. Basis for Emissions Cap Code:		
4. Facility Pollutant Comment (limit to 400 characters):		

### Facility Pollutant Detail Information:

1. Pollutant Emitted:		
2. Requested Emissions Cap:	(lb/hr)	(tons/yr)
3. Basis for Emissions Cap Code:		
4. Facility Pollutant Comment (limit to 400 characters):		

## E. FACILITY SUPPLEMENTAL INFORMATION

### Supplemental Requirements for All Applications

1. Area Map Showing Facility Location: <input checked="" type="checkbox"/> Attached, Document ID: <u>HEC-FE-1</u> <input type="checkbox"/> Not Applicable <span style="float: right;"><input type="checkbox"/> Waiver Requested</span>
2. Facility Plot Plan: <input checked="" type="checkbox"/> Attached, Document ID: <u>HEC-FE-2</u> <input type="checkbox"/> Not Applicable <span style="float: right;"><input type="checkbox"/> Waiver Requested</span>
3. Process Flow Diagram(s): <input checked="" type="checkbox"/> Attached, Document ID(s): <u>HEC-FE-3</u> <input type="checkbox"/> Not Applicable <span style="float: right;"><input type="checkbox"/> Waiver Requested</span>
4. Precautions to Prevent Emissions of Unconfined Particulate Matter: <input checked="" type="checkbox"/> Attached, Document ID: <u>HEC-FE-4</u> <input type="checkbox"/> Not Applicable <span style="float: right;"><input type="checkbox"/> Waiver Requested</span>
5. Fugitive Emissions Identification: <input checked="" type="checkbox"/> Attached, Document ID: <u>HEC-FE-5</u> <input checked="" type="checkbox"/> Not Applicable <span style="float: right;"><input type="checkbox"/> Waiver Requested</span>
6. Supplemental Information for Construction Permit Application: <input type="checkbox"/> Attached, Document ID: _____ <input checked="" type="checkbox"/> Not Applicable

### Additional Supplemental Requirements for Category I Applications Only

7. List of Proposed Exempt Activities: <input type="checkbox"/> Attached, Document ID: _____ <input checked="" type="checkbox"/> Not Applicable
8. List of Equipment/Activities Regulated under Title VI: <input checked="" type="checkbox"/> Attached, Document ID: <u>HEC-FE-8</u> <input type="checkbox"/> Equipment/Activities On site but Not Required to be Individually Listed <input type="checkbox"/> Not Applicable
9. Alternative Methods of Operation: <input checked="" type="checkbox"/> Attached, Document ID: <u>HEC-FE-9</u> <input type="checkbox"/> Not Applicable
10. Alternative Modes of Operation (Emissions Trading): <input type="checkbox"/> Attached, Document ID: _____ <input checked="" type="checkbox"/> Not Applicable

<p>11. Identification of Additional Applicable Requirements:</p> <p><input checked="" type="checkbox"/> Attached, Document ID: <u>HEC-FE-11</u></p> <p><input type="checkbox"/> Not Applicable</p>
<p>12. Compliance Assurance Monitoring Plan:</p> <p><input checked="" type="checkbox"/> Attached, Document ID: <u>HEC-FE-12</u></p> <p><input type="checkbox"/> Not Applicable</p>
<p>13. Risk Management Plan Verification:</p> <p><input type="checkbox"/> Plan Submitted to Implementing Agency - Verification Attached Document ID: _____</p> <p><input checked="" type="checkbox"/> Plan to be Submitted to Implementing Agency by Required Date</p> <p><input type="checkbox"/> Not Applicable</p>
<p>14. Compliance Report and Plan</p> <p><input checked="" type="checkbox"/> Attached, Document ID: <u>HEC-FE-14</u></p> <p><input type="checkbox"/> Not Applicable</p>
<p>15. Compliance Statement (Hard-copy Required)</p> <p><input checked="" type="checkbox"/> Attached, Document ID: <u>HEC-FE-15</u></p> <p><input type="checkbox"/> Not Applicable</p>

**III. EMISSIONS UNIT INFORMATION**

A separate Emissions Unit Information Section (including subsections A through L as required) must be completed for each emissions unit addressed in this Application for Air Permit. If submitting the application form in hard copy, indicate, in the space provided at the top of each page, the number of this Emissions Unit Information Section and the total number of Emissions Unit Information Sections submitted as part of this application. Some of the subsections comprising the Emissions Unit Information Section of the form are intended for regulated emissions units only. Others are intended for both regulated and unregulated emissions units. Each subsection is appropriately marked.

**A. TYPE OF EMISSIONS UNIT  
(Regulated and Unregulated Emissions Units)****Type of Emissions Unit Addressed in This Section**

1. Regulated or Unregulated Emissions Unit? Check one:

] The emissions unit addressed in this Emissions Unit Information Section is a regulated emissions unit.

] The emissions unit addressed in this Emissions Unit Information Section is an unregulated emissions unit.

2. Single Process, Group of Processes, or Fugitive Only? Check one:

] This Emissions Unit Information Section addresses, as a single emissions unit, a single process or production unit, or activity, which produces one or more air pollutants and which has at least one definable emission point (stack or vent).

] This Emissions Unit Information Section addresses, as a single emissions unit, a group of process or production units and activities which has at least one definable emission point (stack or vent) but may also produce fugitive emissions.

] This Emissions Unit Information Section addresses, as a single emissions unit, one or more process or production units and activities which produce fugitive emissions only.

**B. GENERAL EMISSIONS UNIT INFORMATION**  
**(Regulated and Unregulated Emissions Units)**

**Emissions Unit Description and Status**

1. Description of Emissions Unit Addressed in This Section (limit to 60 characters): <b>CT-1; Power Block 1</b>		
2. Emissions Unit Identification Number: [ ] No Corresponding ID [ <b>X</b> ] Unknown		
3. Emissions Unit Status Code: <b>C</b>	4. Acid Rain Unit? [ <b>X</b> ] Yes [ ] No	5. Emissions Unit Major Group SIC Code: <b>49</b>
6. Emissions Unit Comment (limit to 500 characters): <b>Westinghouse 501 F combustion turbine firing natural gas with distillate oil back-up.</b>		

**Emissions Unit Control Equipment Information****A.**

1. Description (limit to 200 characters):

**Dry Low NOx combustion-natural gas firing**

2. Control Device or Method Code: **25**

**B.**

1. Description (limit to 200 characters):

**Selective Catalytic Reduction (SCR) - natural gas firing**

2. Control Device or Method Code: **65**

**C.**

1. Description (limit to 200 characters):

**Water Injection - distillate oil firing**

2. Control Device or Method Code: **28**

**C. EMISSIONS UNIT DETAIL INFORMATION  
(Regulated Emissions Units Only)**

**Emissions Unit Details**

1. Initial Startup Date:	8/13/98	
2. Long-term Reserve Shutdown Date:		
3. Package Unit:		
Manufacturer:	Westinghouse	Model Number: 501F
4. Generator Nameplate Rating:	165 MW	
5. Incinerator Information:		
Dwell Temperature:		°F
Dwell Time:		seconds
Incinerator Afterburner Temperature:		°F

**Emissions Unit Operating Capacity**


1. Maximum Heat Input Rate:	1,757	mmBtu/hr
2. Maximum Incineration Rate:	lbs/hr	tons/day
3. Maximum Process or Throughput Rate:		
4. Maximum Production Rate:		
5. Operating Capacity Comment (limit to 200 characters):		
	Heat input is HHV; heat input at 59 degree F turbine inlet temperature; MW nominal rating. Heat input for oil is 1,846 MMBtu/hr at 59 degrees F (HHV).	

**Emissions Unit Operating Schedule**

1. Requested Maximum Operating Schedule:		
	hours/day	days/week
	weeks/yr	8,760 hours/yr

**D. EMISSIONS UNIT REGULATIONS  
(Regulated Emissions Units Only)**

**Rule Applicability Analysis** (Required for Category II Applications and Category III applications involving non Title-V sources. See Instructions.)





**List of Applicable Regulations** (Required for Category I applications and Category III applications involving Title-V sources. See Instructions.)

See Attachment HEC-EU1-D

**E. EMISSION POINT (STACK/VENT) INFORMATION  
(Regulated Emissions Units Only)**

**Emission Point Description and Type**

1. Identification of Point on Plot Plan or Flow Diagram: <b>HEC-FE-2</b>	
2. Emission Point Type Code: <input checked="" type="checkbox"/> 1 <input type="checkbox"/> 2 <input type="checkbox"/> 3 <input type="checkbox"/> 4	
3. Descriptions of Emissions Points Comprising this Emissions Unit for VE Tracking (limit to 100 characters per point): <b>Exhausts through a single stack.</b>	
4. ID Numbers or Descriptions of Emission Units with this Emission Point in Common:	
5. Discharge Type Code: <input type="checkbox"/> D <input type="checkbox"/> F <input type="checkbox"/> H <input type="checkbox"/> P <input type="checkbox"/> R <input checked="" type="checkbox"/> V <input type="checkbox"/> W	
6. Stack Height:	<b>120</b> feet
7. Exit Diameter:	<b>18</b> feet
8. Exit Temperature:	<b>265</b> °F

9. Actual Volumetric Flow Rate:	1,108,466 acfm	
10. Percent Water Vapor:	%	
11. Maximum Dry Standard Flow Rate:	dscfm	
12. Nonstack Emission Point Height:	feet	
13. Emission Point UTM Coordinates:		
Zone: 17	East (km): 414.4	North (km): 3073.9
14. Emission Point Comment (limit to 200 characters):	Flow Rate at 59 degrees F.	

**F. SEGMENT (PROCESS/FUEL) INFORMATION**  
**(Regulated and Unregulated Emissions Units)**

**Segment Description and Rate:** Segment 1 of 2

1. Segment Description (Process/Fuel Type and Associated Operating Method/Mode) (limit to 500 characters):  <b>Natural Gas</b>	
2. Source Classification Code (SCC):  <b>2-01-002-01</b>	
3. SCC Units:  <b>Million Cubic Feet</b>	
4. Maximum Hourly Rate:  <b>1.85</b>	5. Maximum Annual Rate:  <b>14,658</b>
6. Estimated Annual Activity Factor:	
7. Maximum Percent Sulfur:	8. Maximum Percent Ash:
9. Million Btu per SCC Unit:  <b>1,050</b>	
10. Segment Comment (limit to 200 characters):  <b>Based on 1,050 BTU/CF (HHV); maximum hourly and annual at 59 degrees F; turbine inlet temperatures.</b>	

Segment Description and Rate: Segment 2 of 2

1. Segment Description (Process/Fuel Type and Associated Operating Method/Mode) (limit to 500 characters): <b>Distillate Fuel Oil</b>	
2. Source Classification Code (SCC): <b>2-01-001-01</b>	
3. SCC Units: <b>1,000 Gallons Used</b>	
4. Maximum Hourly Rate: <b>14.3</b>	5. Maximum Annual Rate: <b>6,881</b>
6. Estimated Annual Activity Factor:	
7. Maximum Percent Sulfur: <b>0.05</b>	8. Maximum Percent Ash:
9. Million Btu per SCC Unit: <b>129</b>	
10. Segment Comment (limit to 200 characters): <b>BTU based on HHV of 129 MMBtu/1,000 gallons. Aggregate fuel usage of 13,762,806 gallons per year authorized for Power Block 1.</b>	

**G. EMISSIONS UNIT POLLUTANTS  
(Regulated and Unregulated Emissions Units)**

1. Pollutant Emitted	2. Primary Control Device Code	3. Secondary Control Device Code	4. Pollutant Regulatory Code
PM			EL
SO2			EL
NOx	026	065	EL
CO			EL
VOC			EL

**H. EMISSIONS UNIT POLLUTANT DETAIL INFORMATION**  
(Regulated Emissions Units Only - Emissions Limited Pollutants Only)

**Pollutant Detail Information:**

1. Pollutant Emitted: <b>PM</b>		
2. Total Percent Efficiency of Control:		%
3. Potential Emissions:	<b>44.8 lb/hour</b>	<b>75.6 tons/year</b>
4. Synthetically Limited? <input type="checkbox"/> Yes <input checked="" type="checkbox"/> No		
5. Range of Estimated Fugitive/Other Emissions:		
<input type="checkbox"/> 1 <input type="checkbox"/> 2 <input type="checkbox"/> 3    _____ to _____ tons/yr		
6. Emission Factor:		
Reference: <b>PAD-FL-195A</b>		
7. Emissions Method Code:		
<input type="checkbox"/> 0 <input type="checkbox"/> 1 <input checked="" type="checkbox"/> 2 <input type="checkbox"/> 3 <input type="checkbox"/> 4 <input type="checkbox"/> 5		
8. Calculation of Emissions (limit to 600 characters):		
9. Pollutant Potential/Estimated Emissions Comment (limit to 200 characters):		
<b>Max lb/hr for oil firing at 59 degrees F turbine inlet; TPY at 59 degree F turbine inlet with 8,260 hrs/yr-gas; equivalent of 500 hrs/yr/CT-oil.</b>		

Emissions Unit Information Section 1 of 5  
Allowable Emissions (Pollutant identified on front page)

**A.**

1. Basis for Allowable Emissions Code: <b>OTHER</b>		
2. Future Effective Date of Allowable Emissions:		
3. Requested Allowable Emissions and Units: <b>15.6 lb/hr</b>		
4. Equivalent Allowable Emissions:	<b>15.6 lb/hour</b>	<b>68.3 tons/year</b>
5. Method of Compliance (limit to 60 characters): <b>EPA Method 5 or 17 initial only</b>		
6. Pollutant Allowable Emissions Comment (Desc. of Related Operating Method/Mode) (limit to 200 characters): <b>Gas Firing: lb/hr at 59 degree F turbine inlet; TPY for 8,760 hrs/yr at 59 degree F turbine inlet.</b>		

**B.**

1. Basis for Allowable Emissions Code: <b>OTHER</b>		
2. Future Effective Date of Allowable Emissions:		
3. Requested Allowable Emissions and Units: <b>44.8 lb/hr</b>		
4. Equivalent Allowable Emissions:	<b>44.8 lb/hour</b>	<b>11.2 tons/year</b>
5. Method of Compliance (limit to 60 characters): <b>EPA Method 5 or 17; initial and &gt; 400 hours</b>		
6. Pollutant Allowable Emissions Comment (Desc. of Related Operating Method/Mode) (limit to 200 characters): <b>Oil firing: lb/hr at 59 degree F turbine inlet; TPY equivalent of 500 hrs/yr/CT-oil at 59 degrees F turbine inlet.</b>		



**H. EMISSIONS UNIT POLLUTANT DETAIL INFORMATION**  
(Regulated Emissions Units Only - Emissions Limited Pollutants Only)

**Pollutant Detail Information:**

1. Pollutant Emitted: <b>SO2</b>	
2. Total Percent Efficiency of Control:	%
3. Potential Emissions:	<b>94 lb/hour</b> <b>42.9 tons/year</b>
4. Synthetically Limited? <input type="checkbox"/> Yes <input checked="" type="checkbox"/> No	
5. Range of Estimated Fugitive/Other Emissions:  <input type="checkbox"/> 1 <input type="checkbox"/> 2 <input type="checkbox"/> 3      _____ to _____ tons/yr	
6. Emission Factor:  Reference: <b>PSD-FL-195A</b>	
7. Emissions Method Code:  <input type="checkbox"/> 0 <input type="checkbox"/> 1 <input checked="" type="checkbox"/> 2 <input type="checkbox"/> 3 <input type="checkbox"/> 4 <input type="checkbox"/> 5	
8. Calculation of Emissions (limit to 600 characters):          	
9. Pollutant Potential/Estimated Emissions Comment (limit to 200 characters):  <b>Max lb/hr for oil firing at 59 degree F turbine inlet; TPY at 59 degree F turbine inlet; TPY at 59 degree F turbine inlet with 8,260 hrs/yr-gas; equivalent of 500 hrs/yr/CT-oil.</b>	

Emissions Unit Information Section 1 of 5  
Allowable Emissions (Pollutant identified on front page)

A.

1. Basis for Allowable Emissions Code: <b>OTHER</b>		
2. Future Effective Date of Allowable Emissions:		
3. Requested Allowable Emissions and Units: <b>Pipeline Gas</b>		
4. Equivalent Allowable Emissions:	<b>4.7 lb/hour</b>	<b>20.5 tons/year</b>
5. Method of Compliance (limit to 60 characters): <b>Fuel Sampling - Vendor</b>		
6. Pollutant Allowable Emissions Comment (Desc. of Related Operating Method/Mode) (limit to 200 characters): <b>Gas Firing: lb/hr at 59 degree F turbine inlet; TPY for 8,760 hrs/yr at 59 degree F turbine inlet.</b>		

B.

1. Basis for Allowable Emissions Code: <b>OTHER</b>		
2. Future Effective Date of Allowable Emissions:		
3. Requested Allowable Emissions and Units: <b>0.05 % Sulfur Oil</b>		
4. Equivalent Allowable Emissions:	<b>94 lb/hour</b>	<b>23.5 tons/year</b>
5. Method of Compliance (limit to 60 characters): <b>Fuel Sampling - Vendor</b>		
6. Pollutant Allowable Emissions Comment (Desc. of Related Operating Method/Mode) (limit to 200 characters): <b>Oil Firing: lb/hr at 59 degree F turbine inlet; TPY equivalent of 500 hrs/yr/CT-oil at 59 degrees F turbine inlet.</b>		

**H. EMISSIONS UNIT POLLUTANT DETAIL INFORMATION**  
**(Regulated Emissions Units Only - Emissions Limited Pollutants Only)**

**Pollutant Detail Information:**

1. Pollutant Emitted: <b>NOx</b>		
2. Total Percent Efficiency of Control:		%
3. Potential Emissions:	<b>305 lb/hour</b>	<b>377.7 tons/year</b>
4. Synthetically Limited? <input type="checkbox"/> Yes <input checked="" type="checkbox"/> No		
5. Range of Estimated Fugitive/Other Emissions:		
<input type="checkbox"/> 1 <input type="checkbox"/> 2 <input type="checkbox"/> 3    _____ to _____ tons/yr		
6. Emission Factor:		
Reference: PSD-FL-195A		
7. Emissions Method Code:		
<input checked="" type="checkbox"/> 0 <input type="checkbox"/> 1 <input checked="" type="checkbox"/> 2 <input type="checkbox"/> 3 <input type="checkbox"/> 4 <input type="checkbox"/> 5		
8. Calculation of Emissions (limit to 600 characters):		
<p><b>Maximum lb/hour based on oil-firing. Does not include provision for fuel-bound nitrogen (FBN). An allowance up to 0.03 percent FBN is requested. See HEC-FE-11</b></p>		
9. Pollutant Potential/Estimated Emissions Comment (limit to 200 characters):		
<p><b>Max lb/hr for oil firing at 59 degree F turbine inlet; TPY at 59 degree F turbine inlet with 8,260 hrs/yr-gas; equivalent of 500 hrs/yr/CT-oil.</b></p>		

Emissions Unit Information Section 1 of 5  
**Allowable Emissions (Pollutant identified on front page)**

**A.**

1. Basis for Allowable Emissions Code: <b>OTHER</b>		
2. Future Effective Date of Allowable Emissions:		
3. Requested Allowable Emissions and Units: <b>73 lb/hr</b>		
4. Equivalent Allowable Emissions:	<b>73 lb/hour</b>	<b>319.7 tons/year</b>
5. Method of Compliance (limit to 60 characters): <b>CEM; Part 75; 24-hour Block average</b>		
6. Pollutant Allowable Emissions Comment (Desc. of Related Operating Method/Mode) (limit to 200 characters): <b>Gas Firing: lb/hr at 59 degree F turbine inlet; TPY for 8,760 hrs/yr at 59 degree F turbine inlet.</b>		

**B.**

1. Basis for Allowable Emissions Code: <b>OTHER</b>		
2. Future Effective Date of Allowable Emissions:		
3. Requested Allowable Emissions and Units: <b>305 lb/hr</b>		
4. Equivalent Allowable Emissions:	<b>305 lb/hour</b>	<b>151.3 tons/year</b>
5. Method of Compliance (limit to 60 characters): <b>CEM; Part 75; 24-hour block average</b>		
6. Pollutant Allowable Emissions Comment (Desc. of Related Operating Method/Mode) (limit to 200 characters): <b>Oil Firing: lb/hr at 59 degree F turbine inlet; TPY equivalent of 500 hrs/yr/CT-oil at 59 degrees F turbine inlet.</b>		

**H. EMISSIONS UNIT POLLUTANT DETAIL INFORMATION**  
**(Regulated Emissions Units Only - Emissions Limited Pollutants Only)**

**Pollutant Detail Information:**

1. Pollutant Emitted: <b>CO</b>	
2. Total Percent Efficiency of Control:	%
3. Potential Emissions:	<b>93 lb/hour</b> <b>341.3 tons/year</b>
4. Synthetically Limited? <input type="checkbox"/> Yes <input checked="" type="checkbox"/> No	
5. Range of Estimated Fugitive/Other Emissions:  <input type="checkbox"/> 1 <input type="checkbox"/> 2 <input type="checkbox"/> 3      _____ to _____ tons/yr	
6. Emission Factor:  Reference: <b>PSD-FL-195A</b>	
7. Emissions Method Code:  <input type="checkbox"/> 0 <input type="checkbox"/> 1 <input checked="" type="checkbox"/> 2 <input type="checkbox"/> 3 <input type="checkbox"/> 4 <input type="checkbox"/> 5	
8. Calculation of Emissions (limit to 600 characters):          	
9. Pollutant Potential/Estimated Emissions Comment (limit to 200 characters):  <b>Max lb/hr for oil firing at 59 degree F turbine inlet; TPY at 59 degree F turbine inlet with 8,260 hrs/yr-gas; equivalent of 500 hrs/yr/CT-oil.</b>	

Emissions Unit Information Section 1 of 5  
**Allowable Emissions (Pollutant identified on front page)**

**A.**

1. Basis for Allowable Emissions Code: <b>OTHER</b>		
2. Future Effective Date of Allowable Emissions:		
3. Requested Allowable Emissions and Units: <b>77 lb/hr</b>		
4. Equivalent Allowable Emissions:	<b>77 lb/hour</b>	<b>337.3 tons/year</b>
5. Method of Compliance (limit to 60 characters): <b>EPA Method 10</b>		
6. Pollutant Allowable Emissions Comment (Desc. of Related Operating Method/Mode) (limit to 200 characters): <b>Gas Firing: lb/hr at 59 degree F turbine inlet; TPY for 8,760 hrs/yr at 59 degree F turbine inlet.</b>		

**B.**

1. Basis for Allowable Emissions Code: <b>OTHER</b>		
2. Future Effective Date of Allowable Emissions:		
3. Requested Allowable Emissions and Units: <b>93 lb/hr</b>		
4. Equivalent Allowable Emissions:	<b>93 lb/hour</b>	<b>23.3 tons/year</b>
5. Method of Compliance (limit to 60 characters): <b>EPA Method 10</b>		
6. Pollutant Allowable Emissions Comment (Desc. of Related Operating Method/Mode) (limit to 200 characters): <b>Oil Firing: lb/hr at 59 degree F turbine inlet; TPY equivalent of 500 hrs/yr/CT-oil at 59 degrees F turbine inlet.</b>		

**H. EMISSIONS UNIT POLLUTANT DETAIL INFORMATION**  
(Regulated Emissions Units Only - Emissions Limited Pollutants Only)**Pollutant Detail Information:**

1. Pollutant Emitted: <b>VOC</b>	
2. Total Percent Efficiency of Control:	%
3. Potential Emissions:	<b>19 lb/hour</b> <b>47.7 tons/year</b>
4. Synthetically Limited? <input type="checkbox"/> Yes <input checked="" type="checkbox"/> No	
5. Range of Estimated Fugitive/Other Emissions:  <input type="checkbox"/> 1 <input type="checkbox"/> 2 <input type="checkbox"/> 3      _____ to _____ tons/yr	
6. Emission Factor:  Reference: PSD-FL-195A	
7. Emissions Method Code:  <input type="checkbox"/> 0 <input type="checkbox"/> 1 <input checked="" type="checkbox"/> 2 <input type="checkbox"/> 3 <input type="checkbox"/> 4 <input type="checkbox"/> 5	
8. Calculation of Emissions (limit to 600 characters):          	
9. Pollutant Potential/Estimated Emissions Comment (limit to 200 characters):  <b>Max lb/hr for oil firing at 59 degree F turbine inlet; TPY at 59 degree F turbine inlet with 8,260 hrs/yr-gas; equivalent of 500 hrs/yr/CT-oil.</b>	

Emissions Unit Information Section 1 of 5  
Allowable Emissions (Pollutant identified on front page)

**A.**

1. Basis for Allowable Emissions Code: <b>OTHER</b>		
2. Future Effective Date of Allowable Emissions:		
3. Requested Allowable Emissions and Units: <b>10.4 lb/hr</b>		
4. Equivalent Allowable Emissions:	<b>10.4 lb/hour</b>	<b>48.6 tons/year</b>
5. Method of Compliance (limit to 60 characters): <b>EPA Method 25A</b>		
6. Pollutant Allowable Emissions Comment (Desc. of Related Operating Method/Mode) (limit to 200 characters): <b>Gas Firing: lb/hr at 59 degree F turbine inlet; TPY for 8,760 hrs/yr at 59 degree F turbine inlet.</b>		

**B.**

1. Basis for Allowable Emissions Code: <b>OTHER</b>		
2. Future Effective Date of Allowable Emissions:		
3. Requested Allowable Emissions and Units: <b>19 lb/hr</b>		
4. Equivalent Allowable Emissions:	<b>19 lb/hour</b>	<b>4.8 tons/year</b>
5. Method of Compliance (limit to 60 characters): <b>EPA Method 25A</b>		
6. Pollutant Allowable Emissions Comment (Desc. of Related Operating Method/Mode) (limit to 200 characters): <b>Oil Firing: lb/hr at 59 degree F turbine inlet; TPY equivalent of 500 hrs/yr/CT-oil at 59 degrees F turbine inlet.</b>		



**I. VISIBLE EMISSIONS INFORMATION**  
**(Regulated Emissions Units Only)**

**Visible Emissions Limitations:** Visible Emissions Limitation 1 of 3

1.	Visible Emissions Subtype: <b>VE10</b>
2.	Basis for Allowable Opacity: <input type="checkbox"/> Rule <input checked="" type="checkbox"/> Other
3.	Requested Allowable Opacity Normal Conditions: <b>10</b> %      Exceptional Conditions:      % Maximum Period of Excess Opacity Allowed:      min/hour
4.	Method of Compliance: <b>EPA Method 9</b>
5.	Visible Emissions Comment (limit to 200 characters): <b>Gas Firing</b>

**Visible Emissions Limitations:** Visible Emissions Limitation 2 of 3

1.	Visible Emissions Subtype: <b>VE20</b>
2.	Basis for Allowable Opacity: <input type="checkbox"/> Rule <input checked="" type="checkbox"/> Other
3.	Requested Allowable Opacity Normal Conditions: <b>20</b> %      Exceptional Conditions:      % Maximum Period of Excess Opacity Allowed:      min/hour
4.	Method of Compliance: <b>EPA Method 9</b>
5.	Visible Emissions Comment (limit to 200 characters): <b>Oil Firing</b>

**I. VISIBLE EMISSIONS INFORMATION  
(Regulated Emissions Units Only)**

**Visible Emissions Limitations:** Visible Emissions Limitation 3 of 3

1.	Visible Emissions Subtype: <b>VE99</b>
2.	Basis for Allowable Opacity: <input checked="" type="checkbox"/> Rule <input type="checkbox"/> Other
3.	Requested Allowable Opacity Normal Conditions:           %           Exceptional Conditions: <b>100</b> % Maximum Period of Excess Opacity Allowed: <b>60</b> min/hour
4.	Method of Compliance: <b>None</b>
5.	Visible Emissions Comment (limit to 200 characters): <b>FDEP Rule 62-210.700(2); allowed for 2 hours (120 minutes) per 24 hours for startup, shutdown and malfunction.</b>

**Visible Emissions Limitations:** Visible Emissions Limitation \_\_\_\_\_ of \_\_\_\_\_

1.	Visible Emissions Subtype:
2.	Basis for Allowable Opacity: <input type="checkbox"/> Rule <input type="checkbox"/> Other
3.	Requested Allowable Opacity Normal Conditions:           %           Exceptional Conditions:           % Maximum Period of Excess Opacity Allowed:           min/hour
4.	Method of Compliance:
5.	Visible Emissions Comment (limit to 200 characters):

**J. CONTINUOUS MONITOR INFORMATION  
(Regulated Emissions Units Only)**

**Continuous Monitoring System** Continuous Monitor  1  of  2

1. Parameter Code: <b>EM</b>	2. Pollutant(s): <b>NOx</b>
3. CMS Requirement: <input checked="" type="checkbox"/> Rule [ ] Other	
4. Monitor Information: Monitor Manufacturer: <b>TECO/Spectrum</b> Model Number: <b>42C</b> Serial Number: <b>42C-58559-318</b>	
5. Installation Date: <b>October 1998</b>	
6. Performance Specification Test Date: <b>initial RATA 1/8/99</b>	
7. Continuous Monitor Comment (limit to 200 characters): <b>NOx CEM required by 40 CFR Part 75. A carbon dioxide monitor included.</b>	

**Continuous Monitoring System** Continuous Monitor  2  of  2

1. Parameter Code: <b>EM</b>	2. Pollutant(s): <b>NOx</b>
3. CMS Requirement: <input checked="" type="checkbox"/> Rule [ ] Other	
4. Monitor Information: Monitor Manufacturer: <b>Westinghouse</b> Model Number: Serial Number:	
5. Installation Date:	
6. Performance Specification Test Date:	
7. Continuous Monitor Comment (limit to 200 characters): <b>Parameter Code: WTF. Required by 40 CFR 60; Subpart GG; S.60.334; oil firing. Request NOx CEM in lieu of WTF monitoring.</b>	

**K. PREVENTION OF SIGNIFICANT DETERIORATION (PSD) INCREMENT  
TRACKING INFORMATION  
(Regulated and Unregulated Emissions Units)**

**PSD Increment Consumption Determination**

1. Increment Consuming for Particulate Matter or Sulfur Dioxide?

If the emissions unit addressed in this section emits particulate matter or sulfur dioxide, answer the following series of questions to make a preliminary determination as to whether or not the emissions unit consumes PSD increment for particulate matter or sulfur dioxide. Check the first statement, if any, that applies and skip remaining statements.

- ] The emissions unit is undergoing PSD review as part of this application, or has undergone PSD review previously, for particulate matter or sulfur dioxide. If so, emissions unit consumes increment.
- [ ] ] The facility addressed in this application is classified as an EPA major source pursuant to paragraph (c) of the definition of "major source of air pollution" in Chapter 62-213, F.A.C., and the emissions unit addressed in this section commenced (or will commence) construction after January 6, 1975. If so, baseline emissions are zero, and the emissions unit consumes increment.
- [ ] ] The facility addressed in this application is classified as an EPA major source and the emissions unit began initial operation after January 6, 1975, but before December 27, 1977. If so, baseline emissions are zero, and the emissions unit consumes increment.
- [ ] ] For any facility, the emissions unit began (or will begin) initial operation after December 27, 1977. If so, baseline emissions are zero, and emissions unit consumes increment.
- [ ] ] None of the above apply. If so, the baseline emissions of the emissions unit are nonzero. In such case, additional analysis, beyond the scope of this application, is needed to determine whether changes in emissions have occurred (or will occur) after the baseline date that may consume or expand increment.

2. Increment Consuming for Nitrogen Dioxide?

If the emissions unit addressed in this section emits nitrogen oxides, answer the following series of questions to make a preliminary determination as to whether or not the emissions unit consumes PSD increment for nitrogen dioxide. Check first statement, if any, that applies and skip remaining statements.

- ] The emissions unit addressed in this section is undergoing PSD review as part of this application, or has undergone PSD review previously, for nitrogen dioxide. If so, emissions unit consumes increment.
  
- ] The facility addressed in this application is classified as an EPA major source pursuant to paragraph (c) of the definition of "major source of air pollution" in Chapter 62-213, F.A.C., and the emissions unit addressed in this section commenced (or will commence) construction after February 8, 1988. If so, baseline emissions are zero, and the source consumes increment.
  
- ] The facility addressed in this application is classified as an EPA major source and the emissions unit began initial operation after February 8, 1988, but before March 28, 1988. If so, baseline emissions are zero, and the source consumes increment.
  
- ] For any facility, the emissions unit began (or will begin) initial operation after March 28, 1988. If so, baseline emissions are zero, and the emissions unit consumes increment.
  
- ] None of the above apply. If so, baseline emissions of the emissions unit are nonzero. In such case, additional analysis, beyond the scope of this application, is needed to determine whether changes in emissions have occurred (or will occur) after the baseline date that may consume or expand increment.

3.	Increment Consuming/Expanding Code:			
	PM	<input checked="" type="checkbox"/> ] C	<input type="checkbox"/> ] E	<input type="checkbox"/> ] Unknown
	SO <sub>2</sub>	<input checked="" type="checkbox"/> ] C	<input type="checkbox"/> ] E	<input type="checkbox"/> ] Unknown
	NO <sub>2</sub>	<input checked="" type="checkbox"/> ] C	<input type="checkbox"/> ] E	<input type="checkbox"/> ] Unknown
4.	Baseline Emissions:			
	PM	lb/hour		tons/year
	SO <sub>2</sub>	lb/hour		tons/year
	NO <sub>2</sub>			tons/year
5.	PSD Comment (limit to 200 characters):			

**K. PREVENTION OF SIGNIFICANT DETERIORATION (PSD) INCREMENT  
TRACKING INFORMATION  
(Regulated and Unregulated Emissions Units)**

**PSD Increment Consumption Determination**

1. Increment Consuming for Particulate Matter or Sulfur Dioxide?

If the emissions unit addressed in this section emits particulate matter or sulfur dioxide, answer the following series of questions to make a preliminary determination as to whether or not the emissions unit consumes PSD increment for particulate matter or sulfur dioxide. Check the first statement, if any, that applies and skip remaining statements.

- ] The emissions unit is undergoing PSD review as part of this application, or has undergone PSD review previously, for particulate matter or sulfur dioxide. If so, emissions unit consumes increment.
- ] The facility addressed in this application is classified as an EPA major source pursuant to paragraph (c) of the definition of "major source of air pollution" in Chapter 62-213, F.A.C., and the emissions unit addressed in this section commenced (or will commence) construction after January 6, 1975. If so, baseline emissions are zero, and the emissions unit consumes increment.
- ] The facility addressed in this application is classified as an EPA major source and the emissions unit began initial operation after January 6, 1975, but before December 27, 1977. If so, baseline emissions are zero, and the emissions unit consumes increment.
- ] For any facility, the emissions unit began (or will begin) initial operation after December 27, 1977. If so, baseline emissions are zero, and emissions unit consumes increment.
- ] None of the above apply. If so, the baseline emissions of the emissions unit are nonzero. In such case, additional analysis, beyond the scope of this application, is needed to determine whether changes in emissions have occurred (or will occur) after the baseline date that may consume or expand increment.

**L. EMISSIONS UNIT SUPPLEMENTAL INFORMATION  
(Regulated Emissions Units Only)**

**Supplemental Requirements for All Applications**

1.	Process Flow Diagram	<input checked="" type="checkbox"/> Attached, Document ID: <u>HEC-FE-3</u>	<input type="checkbox"/> Waiver Requested
		<input type="checkbox"/> Not Applicable	
2.	Fuel Analysis or Specification	<input checked="" type="checkbox"/> Attached, Document ID: <u>HEC-EU1-L2</u>	<input type="checkbox"/> Waiver Requested
		<input type="checkbox"/> Not Applicable	
3.	Detailed Description of Control Equipment	<input checked="" type="checkbox"/> Attached, Document ID: <u>HEC-EU1-L3</u>	<input type="checkbox"/> Waiver Requested
		<input type="checkbox"/> Not Applicable	
4.	Description of Stack Sampling Facilities	<input checked="" type="checkbox"/> Attached, Document ID: <u>HEC-EU1-L4</u>	<input type="checkbox"/> Waiver Requested
		<input type="checkbox"/> Not Applicable	
5.	Compliance Test Report	<input checked="" type="checkbox"/> Attached, Document ID: <u>HEC-EU1-L5</u>	<input type="checkbox"/> Not Applicable
		<input type="checkbox"/> Previously Submitted, Date: _____	
6.	Procedures for Startup and Shutdown	<input type="checkbox"/> Attached, Document ID: _____	<input checked="" type="checkbox"/> Not Applicable
7.	Operation and Maintenance Plan	<input type="checkbox"/> Attached, Document ID: _____	<input checked="" type="checkbox"/> Not Applicable
8.	Supplemental Information for Construction Permit Application	<input type="checkbox"/> Attached, Document ID: _____	<input checked="" type="checkbox"/> Not Applicable
9.	Other Information Required by Rule or Statute	<input checked="" type="checkbox"/> Attached, Document ID: <u>HEC-FE-11</u>	<input type="checkbox"/> Not Applicable

**Additional Supplemental Requirements for Category I Applications Only**

10. Alternative Methods of Operation <input checked="" type="checkbox"/> Attached, Document ID: <u>HEC-FE-9</u> <input type="checkbox"/> Not Applicable
11. Alternative Modes of Operation (Emissions Trading) <input type="checkbox"/> Attached, Document ID: _____ <input checked="" type="checkbox"/> Not Applicable
12. Identification of Additional Applicable Requirements <input checked="" type="checkbox"/> Attached, Document ID: <u>HEC-FE-11</u> <input type="checkbox"/> Not Applicable
13. Compliance Assurance Monitoring Plan <input checked="" type="checkbox"/> Attached, Document ID: <u>HEC-FE-12</u> <input type="checkbox"/> Not Applicable
14. Acid Rain Permit Application (Hard Copy Required) <input checked="" type="checkbox"/> Acid Rain Part - Phase II (Form No. 62-210.900(1)(a)) Attached, Document ID: <u>HEC-EU1-L14</u> <input type="checkbox"/> Repowering Extension Plan (Form No. 62-210.900(1)(a)1.) Attached, Document ID: _____ <input type="checkbox"/> New Unit Exemption (Form No. 62-210.900(1)(a)2.) Attached, Document ID: _____ <input type="checkbox"/> Retired Unit Exemption (Form No. 62-210.900(1)(a)3.) Attached, Document ID: _____ <input type="checkbox"/> Not Applicable



**III. EMISSIONS UNIT INFORMATION**

A separate Emissions Unit Information Section (including subsections A through L as required) must be completed for each emissions unit addressed in this Application for Air Permit. If submitting the application form in hard copy, indicate, in the space provided at the top of each page, the number of this Emissions Unit Information Section and the total number of Emissions Unit Information Sections submitted as part of this application. Some of the subsections comprising the Emissions Unit Information Section of the form are intended for regulated emissions units only. Others are intended for both regulated and unregulated emissions units. Each subsection is appropriately marked.

**A. TYPE OF EMISSIONS UNIT  
(Regulated and Unregulated Emissions Units)****Type of Emissions Unit Addressed in This Section**

1. Regulated or Unregulated Emissions Unit? Check one:

[ x ] The emissions unit addressed in this Emissions Unit Information Section is a regulated emissions unit.

[ ] The emissions unit addressed in this Emissions Unit Information Section is an unregulated emissions unit.

2. Single Process, Group of Processes, or Fugitive Only? Check one:

[ x ] This Emissions Unit Information Section addresses, as a single emissions unit, a single process or production unit, or activity, which produces one or more air pollutants and which has at least one definable emission point (stack or vent).

[ ] This Emissions Unit Information Section addresses, as a single emissions unit, a group of process or production units and activities which has at least one definable emission point (stack or vent) but may also produce fugitive emissions.

[ ] This Emissions Unit Information Section addresses, as a single emissions unit, one or more process or production units and activities which produce fugitive emissions only.

**B. GENERAL EMISSIONS UNIT INFORMATION  
(Regulated and Unregulated Emissions Units)**

**Emissions Unit Description and Status**

1. Description of Emissions Unit Addressed in This Section (limit to 60 characters): <b>CT-2; Power Block 1</b>		
2. Emissions Unit Identification Number: <input type="checkbox"/> No Corresponding ID <input checked="" type="checkbox"/> Unknown		
3. Emissions Unit Status Code: <b>C</b>	4. Acid Rain Unit? <input checked="" type="checkbox"/> Yes <input type="checkbox"/> No	5. Emissions Unit Major Group SIC Code: <b>49</b>
6. Emissions Unit Comment (limit to 500 characters): <b>Westinghouse 501 F combustion turbine firing natural gas with distillate oil back-up.</b>		

**Emissions Unit Control Equipment Information**

**A.**

1. Description (limit to 200 characters):  <b>Dry Low NOx combustion-natural gas firing</b>
2. Control Device or Method Code: <b>25</b>

**B.**

1. Description (limit to 200 characters):  <b>Selective Catalytic Reduction (SCR) - natural gas firing</b>
2. Control Device or Method Code: <b>65</b>

**C.**

1. Description (limit to 200 characters):  <b>Water Injection - distillate oil firing</b>
2. Control Device or Method Code: <b>28</b>

**C. EMISSIONS UNIT DETAIL INFORMATION  
(Regulated Emissions Units Only)**

**Emissions Unit Details**

1. Initial Startup Date:		
2. Long-term Reserve Shutdown Date:		
3. Package Unit:		
Manufacturer: <b>Westinghouse</b>	Model Number: <b>501F</b>	
4. Generator Nameplate Rating:	<b>165 MW</b>	
5. Incinerator Information:		
Dwell Temperature:		°F
Dwell Time:		seconds
Incinerator Afterburner Temperature:		°F

**Emissions Unit Operating Capacity**


1. Maximum Heat Input Rate:	<b>1,757</b>	mmBtu/hr
2. Maximum Incineration Rate:	lbs/hr	tons/day
3. Maximum Process or Throughput Rate:		
4. Maximum Production Rate:		
5. Operating Capacity Comment (limit to 200 characters):		
<p><b>Heat input is HHV; heat input at 59 degree F turbine inlet temperature; MW nominal rating. Heat input for oil is 1,846 MMBtu/hr at 59 degrees F (HHV).</b></p>		

**Emissions Unit Operating Schedule**

1. Requested Maximum Operating Schedule:		
	hours/day	days/week
	weeks/yr	<b>8,760</b> hours/yr

**D. EMISSIONS UNIT REGULATIONS  
(Regulated Emissions Units Only)**

**Rule Applicability Analysis** (Required for Category II Applications and Category III applications involving non Title-V sources. See Instructions.)



**List of Applicable Regulations** (Required for Category I applications and Category III applications involving Title-V sources. See Instructions.)

See Attachment HEC-EU1-D

**E. EMISSION POINT (STACK/VENT) INFORMATION  
(Regulated Emissions Units Only)**

**Emission Point Description and Type**

1. Identification of Point on Plot Plan or Flow Diagram: HEC-FE-2	
2. Emission Point Type Code: <input checked="" type="checkbox"/> 1 <input type="checkbox"/> 2 <input type="checkbox"/> 3 <input type="checkbox"/> 4	
3. Descriptions of Emissions Points Comprising this Emissions Unit for VE Tracking (limit to 100 characters per point): <b>Exhausts through a single stack.</b>	
4. ID Numbers or Descriptions of Emission Units with this Emission Point in Common:	
5. Discharge Type Code: <input type="checkbox"/> D <input type="checkbox"/> F <input type="checkbox"/> H <input type="checkbox"/> P <input type="checkbox"/> R <input checked="" type="checkbox"/> V <input type="checkbox"/> W	
6. Stack Height:	<b>120</b> feet
7. Exit Diameter:	<b>18</b> feet
8. Exit Temperature:	<b>265</b> °F

9. Actual Volumetric Flow Rate:	<b>1,108,466</b> acfm
10. Percent Water Vapor:	%
11. Maximum Dry Standard Flow Rate:	dscfm
12. Nonstack Emission Point Height:	feet
13. Emission Point UTM Coordinates:	
Zone: <b>17</b>	East (km): <b>414.4</b> North (km): <b>3073.9</b>
14. Emission Point Comment (limit to 200 characters):	



**F. SEGMENT (PROCESS/FUEL) INFORMATION**  
**(Regulated and Unregulated Emissions Units)**

**Segment Description and Rate:** Segment 1 of 2

1. Segment Description (Process/Fuel Type and Associated Operating Method/Mode) (limit to 500 characters):  <b>Natural Gas</b>	
2. Source Classification Code (SCC):  <b>2-01-002-01</b>	
3. SCC Units: <b>Million Cubic Feet</b>	
4. Maximum Hourly Rate:  <b>1.85</b>	5. Maximum Annual Rate:  <b>14,658</b>
6. Estimated Annual Activity Factor:	
7. Maximum Percent Sulfur:	8. Maximum Percent Ash:
9. Million Btu per SCC Unit:  <b>1,050</b>	
10. Segment Comment (limit to 200 characters):  <b>Based on 1,050 BTU/CF (HHV); maximum hourly and annual at 59 degrees F; turbine inlet temperatures.</b>	

Segment Description and Rate: Segment 2 of 2

1. Segment Description (Process/Fuel Type and Associated Operating Method/Mode) (limit to 500 characters): <b>Distillate Fuel Oil</b>	
2. Source Classification Code (SCC): <b>2-01-001-01</b>	
3. SCC Units: <b>1,000 Gallons Used</b>	
4. Maximum Hourly Rate: <b>14.3</b>	5. Maximum Annual Rate: <b>6,881</b>
6. Estimated Annual Activity Factor:	
7. Maximum Percent Sulfur: <b>0.05</b>	8. Maximum Percent Ash:
9. Million Btu per SCC Unit: <b>129</b>	
10. Segment Comment (limit to 200 characters): <b>BTU based on HHV of 129 MMBtu/1,000 gallons. Aggregate fuel usage of 13,762,806 gallons per year authorized for Power Block 1.</b>	

**G. EMISSIONS UNIT POLLUTANTS  
(Regulated and Unregulated Emissions Units)**

1. Pollutant Emitted	2. Primary Control Device Code	3. Secondary Control Device Code	4. Pollutant Regulatory Code
PM			EL
SO2			EL
NOx	026	065	EL
CO			EL
VOC			EL

**H. EMISSIONS UNIT POLLUTANT DETAIL INFORMATION**  
**(Regulated Emissions Units Only - Emissions Limited Pollutants Only)**

**Pollutant Detail Information:**

1. Pollutant Emitted: <b>PM</b>		
2. Total Percent Efficiency of Control:		%
3. Potential Emissions:	<b>44.8</b> lb/hour	<b>75.6</b> tons/year
4. Synthetically Limited? <input type="checkbox"/> Yes <input checked="" type="checkbox"/> No		
5. Range of Estimated Fugitive/Other Emissions:		
<input type="checkbox"/> 1 <input type="checkbox"/> 2 <input type="checkbox"/> 3    _____ to _____ tons/yr		
6. Emission Factor:		
Reference: PAD-FL-195A		
7. Emissions Method Code:		
<input type="checkbox"/> 0 <input type="checkbox"/> 1 <input checked="" type="checkbox"/> 2 <input type="checkbox"/> 3 <input type="checkbox"/> 4 <input type="checkbox"/> 5		
8. Calculation of Emissions (limit to 600 characters):		
9. Pollutant Potential/Estimated Emissions Comment (limit to 200 characters):		
<b>Max lb/hr for oil firing at 59 degrees F turbine inlet; TPY at 59 degree F turbine inlet with 8,260 hrs/yr-gas; equivalent of 500 hrs/yr/CT-oil.</b>		

Emissions Unit Information Section 2 of 5  
Allowable Emissions (Pollutant identified on front page)

A.

1. Basis for Allowable Emissions Code: <b>OTHER</b>		
2. Future Effective Date of Allowable Emissions:		
3. Requested Allowable Emissions and Units: <b>15.6 lb/hr</b>		
4. Equivalent Allowable Emissions:	<b>15.6 lb/hour</b>	<b>68.3 tons/year</b>
5. Method of Compliance (limit to 60 characters): <b>EPA Method 5 or 17 initial only</b>		
6. Pollutant Allowable Emissions Comment (Desc. of Related Operating Method/Mode) (limit to 200 characters): <b>Gas Firing: lb/hr at 59 degree F turbine inlet; TPY for 8,760 hrs/yr at 59 degree F turbine inlet.</b>		

B.

1. Basis for Allowable Emissions Code: <b>OTHER</b>		
2. Future Effective Date of Allowable Emissions:		
3. Requested Allowable Emissions and Units: <b>44.8 lb/hr</b>		
4. Equivalent Allowable Emissions:	<b>44.8 lb/hour</b>	<b>11.2 tons/year</b>
5. Method of Compliance (limit to 60 characters): <b>EPA Method 5 or 17; initial and &gt; 400 hours</b>		
6. Pollutant Allowable Emissions Comment (Desc. of Related Operating Method/Mode) (limit to 200 characters): <b>Oil firing: lb/hr at 59 degree F turbine inlet; TPY equivalent of 500 hrs/yr/CT-oil at 59 degrees F turbine inlet.</b>		

**H. EMISSIONS UNIT POLLUTANT DETAIL INFORMATION**  
**(Regulated Emissions Units Only - Emissions Limited Pollutants Only)**

**Pollutant Detail Information:**

1. Pollutant Emitted: <b>SO2</b>		
2. Total Percent Efficiency of Control:		%
3. Potential Emissions:	<b>94 lb/hour</b>	<b>42.9 tons/year</b>
4. Synthetically Limited? <input type="checkbox"/> Yes <input checked="" type="checkbox"/> No		
5. Range of Estimated Fugitive/Other Emissions:		
[ ] 1    [ ] 2    [ ] 3    _____ to _____ tons/yr		
6. Emission Factor:		
Reference: PSD-FL-195A		
7. Emissions Method Code:		
[ ] 0    [ ] 1 <input checked="" type="checkbox"/> 2    [ ] 3    [ ] 4    [ ] 5		
8. Calculation of Emissions (limit to 600 characters):		
9. Pollutant Potential/Estimated Emissions Comment (limit to 200 characters):		
<b>Max lb/hr for oil firing at 59 degree F turbine inlet; TPY at 59 degree F turbine inlet; TPY at 59 degree F turbine inlet with 8,260 hrs/yr-gas; equivalent of 500 hrs/yr/CT-oil.</b>		

Emissions Unit Information Section 2 of 5  
Allowable Emissions (Pollutant identified on front page)

A.

1. Basis for Allowable Emissions Code: <b>OTHER</b>		
2. Future Effective Date of Allowable Emissions:		
3. Requested Allowable Emissions and Units: <b>Pipeline Gas</b>		
4. Equivalent Allowable Emissions:	<b>4.7 lb/hour</b>	<b>20.5 tons/year</b>
5. Method of Compliance (limit to 60 characters): <b>Fuel Sampling - Vendor</b>		
6. Pollutant Allowable Emissions Comment (Desc. of Related Operating Method/Mode) (limit to 200 characters): <b>Gas Firing: lb/hr at 59 degree F turbine inlet; TPY for 8,760 hrs/yr at 59 degree F turbine inlet.</b>		

B.

1. Basis for Allowable Emissions Code: <b>OTHER</b>		
2. Future Effective Date of Allowable Emissions:		
3. Requested Allowable Emissions and Units: <b>0.05 % Sulfur Oil</b>		
4. Equivalent Allowable Emissions:	<b>94 lb/hour</b>	<b>23.5 tons/year</b>
5. Method of Compliance (limit to 60 characters): <b>Fuel Sampling - Vendor</b>		
6. Pollutant Allowable Emissions Comment (Desc. of Related Operating Method/Mode) (limit to 200 characters): <b>Oil Firing: lb/hr at 59 degree F turbine inlet; TPY equivalent of 500 hrs/yr/CT-oil at 59 degrees F turbine inlet.</b>		

**H. EMISSIONS UNIT POLLUTANT DETAIL INFORMATION**  
(Regulated Emissions Units Only - Emissions Limited Pollutants Only)

**Pollutant Detail Information:**

1. Pollutant Emitted: <b>NOx</b>	
2. Total Percent Efficiency of Control:	%
3. Potential Emissions:	<b>305 lb/hour</b> <b>377.7 tons/year</b>
4. Synthetically Limited? <input type="checkbox"/> Yes <input checked="" type="checkbox"/> No	
5. Range of Estimated Fugitive/Other Emissions:  <input type="checkbox"/> 1 <input type="checkbox"/> 2 <input type="checkbox"/> 3      _____ to _____ tons/yr.	
6. Emission Factor:  Reference: PSD-FL-195A	
7. Emissions Method Code:  <input type="checkbox"/> 0 <input type="checkbox"/> 1 <input checked="" type="checkbox"/> 2 <input type="checkbox"/> 3 <input type="checkbox"/> 4 <input type="checkbox"/> 5	
8. Calculation of Emissions (limit to 600 characters):  <b>Maximum lb/hour based on oil-firing. Does not include provision for fuel-bound nitrogen (FBN). An allowance up to 0.03 percent FBN is requested. See HEC-FE-11</b>	
9. Pollutant Potential/Estimated Emissions Comment (limit to 200 characters):  <b>Max lb/hr for oil firing at 59 degree F turbine inlet; TPY at 59 degree F turbine inlet with 8,260 hrs/yr-gas; equivalent of 500 hrs/yr/CT-oil.</b>	



Emissions Unit Information Section 2 of 5  
Allowable Emissions (Pollutant identified on front page)

A.

1. Basis for Allowable Emissions Code: <b>OTHER</b>		
2. Future Effective Date of Allowable Emissions:		
3. Requested Allowable Emissions and Units: <b>73 lb/hr</b>		
4. Equivalent Allowable Emissions:	<b>73 lb/hour</b>	<b>319.7 tons/year</b>
5. Method of Compliance (limit to 60 characters): <b>CEM; Part 75; 24-hour Block average</b>		
6. Pollutant Allowable Emissions Comment (Desc. of Related Operating Method/Mode) (limit to 200 characters): <b>Gas Firing: lb/hr at 59 degree F turbine inlet; TPY for 8,760 hrs/yr at 59 degree F turbine inlet.</b>		

B.

1. Basis for Allowable Emissions Code: <b>OTHER</b>		
2. Future Effective Date of Allowable Emissions:		
3. Requested Allowable Emissions and Units: <b>305 lb/hr</b>		
4. Equivalent Allowable Emissions:	<b>305 lb/hour</b>	<b>151.3 tons/year</b>
5. Method of Compliance (limit to 60 characters): <b>CEM; Part 75; 24-hour block average</b>		
6. Pollutant Allowable Emissions Comment (Desc. of Related Operating Method/Mode) (limit to 200 characters): <b>Oil Firing: lb/hr at 59 degree F turbine inlet; TPY equivalent of 500 hrs/yr/CT-oil at 59 degrees F turbine inlet.</b>		

**H. EMISSIONS UNIT POLLUTANT DETAIL INFORMATION**  
(Regulated Emissions Units Only - Emissions Limited Pollutants Only)

**Pollutant Detail Information:**

1. Pollutant Emitted: <b>CO</b>	
2. Total Percent Efficiency of Control:	%
3. Potential Emissions:	<b>93 lb/hour</b> <b>341.3 tons/year</b>
4. Synthetically Limited? <input type="checkbox"/> Yes <input checked="" type="checkbox"/> No	
5. Range of Estimated Fugitive/Other Emissions:  <input type="checkbox"/> 1 <input type="checkbox"/> 2 <input type="checkbox"/> 3      _____ to _____ tons/yr	
6. Emission Factor:  Reference: <b>PSD-FL-195A</b>	
7. Emissions Method Code:  <input type="checkbox"/> 0 <input type="checkbox"/> 1 <input checked="" type="checkbox"/> 2 <input type="checkbox"/> 3 <input type="checkbox"/> 4 <input type="checkbox"/> 5	
8. Calculation of Emissions (limit to 600 characters):          	
9. Pollutant Potential/Estimated Emissions Comment (limit to 200 characters):  <b>Max lb/hr for oil firing at 59 degree F turbine inlet; TPY at 59 degree F turbine inlet with 8,260 hrs/yr-gas; equivalent of 500 hrs/yr/CT-oil.</b>	

Emissions Unit Information Section 2 of 5  
**Allowable Emissions (Pollutant identified on front page)**

**A.**

1. Basis for Allowable Emissions Code: <b>OTHER</b>		
2. Future Effective Date of Allowable Emissions:		
3. Requested Allowable Emissions and Units: <b>77 lb/hr</b>		
4. Equivalent Allowable Emissions:	<b>77 lb/hour</b>	<b>337.3 tons/year</b>
5. Method of Compliance (limit to 60 characters): <b>EPA Method 10</b>		
6. Pollutant Allowable Emissions Comment (Desc. of Related Operating Method/Mode) (limit to 200 characters): <b>Gas Firing: lb/hr at 59 degree F turbine inlet; TPY for 8,760 hrs/yr at 59 degree F turbine inlet.</b>		

**B.**

1. Basis for Allowable Emissions Code: <b>OTHER</b>		
2. Future Effective Date of Allowable Emissions:		
3. Requested Allowable Emissions and Units: <b>93 lb/hr</b>		
4. Equivalent Allowable Emissions:	<b>93 lb/hour</b>	<b>23.3 tons/year</b>
5. Method of Compliance (limit to 60 characters): <b>EPA Method 10</b>		
6. Pollutant Allowable Emissions Comment (Desc. of Related Operating Method/Mode) (limit to 200 characters): <b>Oil Firing: lb/hr at 59 degree F turbine inlet; TPY equivalent of 500 hrs/yr/CT-oil at 59 degrees F turbine inlet.</b>		

**H. EMISSIONS UNIT POLLUTANT DETAIL INFORMATION**  
**(Regulated Emissions Units Only - Emissions Limited Pollutants Only)**

**Pollutant Detail Information:**

1. Pollutant Emitted: <b>VOC</b>		
2. Total Percent Efficiency of Control:		%
3. Potential Emissions:	<b>19 lb/hour</b>	<b>47.7 tons/year</b>
4. Synthetically Limited? <input type="checkbox"/> Yes <input checked="" type="checkbox"/> No		
5. Range of Estimated Fugitive/Other Emissions:		
<input type="checkbox"/> 1 <input type="checkbox"/> 2 <input type="checkbox"/> 3    _____ to _____ tons/yr		
6. Emission Factor:		
Reference: <b>PSD-FL-195A</b>		
7. Emissions Method Code:		
<input type="checkbox"/> 0 <input type="checkbox"/> 1 <input checked="" type="checkbox"/> 2 <input type="checkbox"/> 3 <input type="checkbox"/> 4 <input type="checkbox"/> 5		
8. Calculation of Emissions (limit to 600 characters):		
9. Pollutant Potential/Estimated Emissions Comment (limit to 200 characters):		
<b>Max lb/hr for oil firing at 59 degree F turbine inlet; TPY at 59 degree F turbine inlet with 8,260 hrs/yr-gas; equivalent of 500 hrs/yr/CT-oil.</b>		

Emissions Unit Information Section 2 of 5  
Allowable Emissions (Pollutant identified on front page)

A.

1. Basis for Allowable Emissions Code: <b>OTHER</b>		
2. Future Effective Date of Allowable Emissions:		
3. Requested Allowable Emissions and Units: <b>10.4 lb/hr</b>		
4. Equivalent Allowable Emissions:	<b>10.4 lb/hour</b>	<b>48.6 tons/year</b>
5. Method of Compliance (limit to 60 characters): <b>EPA Method 25A</b>		
6. Pollutant Allowable Emissions Comment (Desc. of Related Operating Method/Mode) (limit to 200 characters): <b>Gas Firing: lb/hr at 59 degree F turbine inlet; TPY for 8,760 hrs/yr at 59 degree F turbine inlet.</b>		

B.

1. Basis for Allowable Emissions Code: <b>OTHER</b>		
2. Future Effective Date of Allowable Emissions:		
3. Requested Allowable Emissions and Units: <b>19 lb/hr</b>		
4. Equivalent Allowable Emissions:	<b>19 lb/hour</b>	<b>4.8 tons/year</b>
5. Method of Compliance (limit to 60 characters): <b>EPA Method 25A</b>		
6. Pollutant Allowable Emissions Comment (Desc. of Related Operating Method/Mode) (limit to 200 characters): <b>Oil Firing: lb/hr at 59 degree F turbine inlet; TPY equivalent of 500 hrs/yr/CT-oil at 59 degrees F turbine inlet.</b>		

**I. VISIBLE EMISSIONS INFORMATION  
(Regulated Emissions Units Only)**

**Visible Emissions Limitations:** Visible Emissions Limitation 1 of 3

1.	Visible Emissions Subtype: <b>VE10</b>
2.	Basis for Allowable Opacity: <input type="checkbox"/> Rule <input checked="" type="checkbox"/> Other
3.	Requested Allowable Opacity Normal Conditions: <b>10</b> %      Exceptional Conditions:      % Maximum Period of Excess Opacity Allowed:      min/hour
4.	Method of Compliance: <b>EPA Method 9</b>
5.	Visible Emissions Comment (limit to 200 characters): <b>Gas Firing</b>

**Visible Emissions Limitations:** Visible Emissions Limitation 2 of 3

1.	Visible Emissions Subtype: <b>VE20</b>
2.	Basis for Allowable Opacity: <input type="checkbox"/> Rule <input checked="" type="checkbox"/> Other
3.	Requested Allowable Opacity Normal Conditions: <b>20</b> %      Exceptional Conditions:      % Maximum Period of Excess Opacity Allowed:      min/hour
4.	Method of Compliance: <b>EPA Method 9</b>
5.	Visible Emissions Comment (limit to 200 characters): <b>Oil Firing</b>

**I. VISIBLE EMISSIONS INFORMATION  
(Regulated Emissions Units Only)**

**Visible Emissions Limitations:** Visible Emissions Limitation 3 of 3

1.	Visible Emissions Subtype: <b>VE99</b>
2.	Basis for Allowable Opacity: <input checked="" type="checkbox"/> Rule <input type="checkbox"/> Other
3.	Requested Allowable Opacity Normal Conditions:           %           Exceptional Conditions: <b>100</b> % Maximum Period of Excess Opacity Allowed: <b>60</b> min/hour
4.	Method of Compliance: <b>None</b>
5.	Visible Emissions Comment (limit to 200 characters): <b>FDEP Rule 62-210.700(2); allowed for 2 hours (120 minutes) per 24 hours for startup, shutdown and malfunction.</b>

**Visible Emissions Limitations:** Visible Emissions Limitation \_\_\_\_\_ of \_\_\_\_\_

1.	Visible Emissions Subtype:
2.	Basis for Allowable Opacity: <input type="checkbox"/> Rule <input type="checkbox"/> Other
3.	Requested Allowable Opacity Normal Conditions:           %           Exceptional Conditions:           % Maximum Period of Excess Opacity Allowed:                   min/hour
4.	Method of Compliance:
5.	Visible Emissions Comment (limit to 200 characters):

**J. CONTINUOUS MONITOR INFORMATION  
(Regulated Emissions Units Only)**

**Continuous Monitoring System** Continuous Monitor 1 of 2

1. Parameter Code: <b>EM</b>	2. Pollutant(s): <b>NOx</b>
3. CMS Requirement: <input checked="" type="checkbox"/> Rule <input type="checkbox"/> Other	
4. Monitor Information: Monitor Manufacturer: <b>TECO/Spectrum</b> Model Number: <b>42C</b> Serial Number: <b>42C-58558-318</b>	
5. Installation Date: <b>October 1998</b>	
6. Performance Specification Test Date: <b>initial RATA 1/5/99</b>	
7. Continuous Monitor Comment (limit to 200 characters): <b>NOx CEM required by 40 CFR Part 75. A carbon dioxide monitor included.</b>	

**Continuous Monitoring System** Continuous Monitor 2 of 2

1. Parameter Code: <b>EM</b>	2. Pollutant(s): <b>NOx</b>
3. CMS Requirement: <input checked="" type="checkbox"/> Rule <input type="checkbox"/> Other	
4. Monitor Information: Monitor Manufacturer: <b>Westinghouse</b> Model Number: Serial Number:	
5. Installation Date:	
6. Performance Specification Test Date:	
7. Continuous Monitor Comment (limit to 200 characters): <b>Parameter Code: WTF. Required by 40 CFR 60; Subpart GG; S.60.334; oil firing. Request NOx CEM in lieu of WTF monitoring.</b>	



**K. PREVENTION OF SIGNIFICANT DETERIORATION (PSD) INCREMENT  
TRACKING INFORMATION  
(Regulated and Unregulated Emissions Units)**

**PSD Increment Consumption Determination**

1. Increment Consuming for Particulate Matter or Sulfur Dioxide?

If the emissions unit addressed in this section emits particulate matter or sulfur dioxide, answer the following series of questions to make a preliminary determination as to whether or not the emissions unit consumes PSD increment for particulate matter or sulfur dioxide. Check the first statement, if any, that applies and skip remaining statements.

- [ X ] The emissions unit is undergoing PSD review as part of this application, or has undergone PSD review previously, for particulate matter or sulfur dioxide. If so, emissions unit consumes increment.
- [ ] [ ] The facility addressed in this application is classified as an EPA major source pursuant to paragraph (c) of the definition of "major source of air pollution" in Chapter 62-213, F.A.C., and the emissions unit addressed in this section commenced (or will commence) construction after January 6, 1975. If so, baseline emissions are zero, and the emissions unit consumes increment.
- [ ] [ ] The facility addressed in this application is classified as an EPA major source and the emissions unit began initial operation after January 6, 1975, but before December 27, 1977. If so, baseline emissions are zero, and the emissions unit consumes increment.
- [ ] [ ] For any facility, the emissions unit began (or will begin) initial operation after December 27, 1977. If so, baseline emissions are zero, and emissions unit consumes increment.
- [ ] [ ] None of the above apply. If so, the baseline emissions of the emissions unit are nonzero. In such case, additional analysis, beyond the scope of this application, is needed to determine whether changes in emissions have occurred (or will occur) after the baseline date that may consume or expand increment.

2. Increment Consuming for Nitrogen Dioxide?

If the emissions unit addressed in this section emits nitrogen oxides, answer the following series of questions to make a preliminary determination as to whether or not the emissions unit consumes PSD increment for nitrogen dioxide. Check first statement, if any, that applies and skip remaining statements.

- The emissions unit addressed in this section is undergoing PSD review as part of this application, or has undergone PSD review previously, for nitrogen dioxide. If so, emissions unit consumes increment.
- The facility addressed in this application is classified as an EPA major source pursuant to paragraph (c) of the definition of "major source of air pollution" in Chapter 62-213, F.A.C., and the emissions unit addressed in this section commenced (or will commence) construction after February 8, 1988. If so, baseline emissions are zero, and the source consumes increment.
- The facility addressed in this application is classified as an EPA major source and the emissions unit began initial operation after February 8, 1988, but before March 28, 1988. If so, baseline emissions are zero, and the source consumes increment.
- For any facility, the emissions unit began (or will begin) initial operation after March 28, 1988. If so, baseline emissions are zero, and the emissions unit consumes increment.
- None of the above apply. If so, baseline emissions of the emissions unit are nonzero. In such case, additional analysis, beyond the scope of this application, is needed to determine whether changes in emissions have occurred (or will occur) after the baseline date that may consume or expand increment.

3.	Increment Consuming/Expanding Code:			
	PM	<input checked="" type="checkbox"/> C	<input type="checkbox"/> E	<input type="checkbox"/> Unknown
	SO <sub>2</sub>	<input checked="" type="checkbox"/> C	<input type="checkbox"/> E	<input type="checkbox"/> Unknown
	NO <sub>2</sub>	<input checked="" type="checkbox"/> C	<input type="checkbox"/> E	<input type="checkbox"/> Unknown
4.	Baseline Emissions:			
	PM	lb/hour		tons/year
	SO <sub>2</sub>	lb/hour		tons/year
	NO <sub>2</sub>			tons/year
5.	PSD Comment (limit to 200 characters):			

**L. EMISSIONS UNIT SUPPLEMENTAL INFORMATION  
(Regulated Emissions Units Only)**

**Supplemental Requirements for All Applications**

1.	Process Flow Diagram	<input checked="" type="checkbox"/> Attached, Document ID: <u>HEC-FE-3</u>	<input type="checkbox"/> Waiver Requested
		<input type="checkbox"/> Not Applicable	
2.	Fuel Analysis or Specification	<input checked="" type="checkbox"/> Attached, Document ID: <u>HEC-EU1-L2</u>	<input type="checkbox"/> Waiver Requested
		<input type="checkbox"/> Not Applicable	
3.	Detailed Description of Control Equipment	<input checked="" type="checkbox"/> Attached, Document ID: <u>HEC-EU1-L3</u>	<input type="checkbox"/> Waiver Requested
		<input type="checkbox"/> Not Applicable	
4.	Description of Stack Sampling Facilities	<input checked="" type="checkbox"/> Attached, Document ID: <u>HEC-EU1-L4</u>	<input type="checkbox"/> Waiver Requested
		<input type="checkbox"/> Not Applicable	
5.	Compliance Test Report	<input checked="" type="checkbox"/> Attached, Document ID: <u>HEC-EU1-L5</u>	<input type="checkbox"/> Not Applicable
		<input type="checkbox"/> Previously Submitted, Date: _____	
6.	Procedures for Startup and Shutdown	<input type="checkbox"/> Attached, Document ID: _____	<input checked="" type="checkbox"/> Not Applicable
7.	Operation and Maintenance Plan	<input type="checkbox"/> Attached, Document ID: _____	<input checked="" type="checkbox"/> Not Applicable
8.	Supplemental Information for Construction Permit Application	<input type="checkbox"/> Attached, Document ID: _____	<input checked="" type="checkbox"/> Not Applicable
9.	Other Information Required by Rule or Statute	<input checked="" type="checkbox"/> Attached, Document ID: <u>HEC-FE-11</u>	<input type="checkbox"/> Not Applicable

**Additional Supplemental Requirements for Category I Applications Only**

10. Alternative Methods of Operation
<input checked="" type="checkbox"/> Attached, Document ID: <u>HEC-FE-9</u> <input type="checkbox"/> Not Applicable
11. Alternative Modes of Operation (Emissions Trading)
<input type="checkbox"/> Attached, Document ID: _____ <input checked="" type="checkbox"/> Not Applicable
12. Identification of Additional Applicable Requirements
<input checked="" type="checkbox"/> Attached, Document ID: <u>HEC-FE-11</u> <input type="checkbox"/> Not Applicable
13. Compliance Assurance Monitoring Plan
<input checked="" type="checkbox"/> Attached, Document ID: <u>HEC-FE-12</u> <input type="checkbox"/> Not Applicable
14. Acid Rain Permit Application (Hard Copy Required)
<input checked="" type="checkbox"/> Acid Rain Part - Phase II (Form No. 62-210.900(1)(a)) Attached, Document ID: <u>HEC-EU1-L14</u>
<input type="checkbox"/> Repowering Extension Plan (Form No. 62-210.900(1)(a)1.) Attached, Document ID: _____
<input type="checkbox"/> New Unit Exemption (Form No. 62-210.900(1)(a)2.) Attached, Document ID: _____
<input type="checkbox"/> Retired Unit Exemption (Form No. 62-210.900(1)(a)3.) Attached, Document ID: _____
<input type="checkbox"/> Not Applicable

**III. EMISSIONS UNIT INFORMATION**

A separate Emissions Unit Information Section (including subsections A through L as required) must be completed for each emissions unit addressed in this Application for Air Permit. If submitting the application form in hard copy, indicate, in the space provided at the top of each page, the number of this Emissions Unit Information Section and the total number of Emissions Unit Information Sections submitted as part of this application. Some of the subsections comprising the Emissions Unit Information Section of the form are intended for regulated emissions units only. Others are intended for both regulated and unregulated emissions units. Each subsection is appropriately marked.

**A. TYPE OF EMISSIONS UNIT  
(Regulated and Unregulated Emissions Units)****Type of Emissions Unit Addressed in This Section**

1. Regulated or Unregulated Emissions Unit? Check one:

The emissions unit addressed in this Emissions Unit Information Section is a regulated emissions unit.

The emissions unit addressed in this Emissions Unit Information Section is an unregulated emissions unit.

2. Single Process, Group of Processes, or Fugitive Only? Check one:

This Emissions Unit Information Section addresses, as a single emissions unit, a single process or production unit, or activity, which produces one or more air pollutants and which has at least one definable emission point (stack or vent).

This Emissions Unit Information Section addresses, as a single emissions unit, a group of process or production units and activities which has at least one definable emission point (stack or vent) but may also produce fugitive emissions.

This Emissions Unit Information Section addresses, as a single emissions unit, one or more process or production units and activities which produce fugitive emissions only.

**B. GENERAL EMISSIONS UNIT INFORMATION  
(Regulated and Unregulated Emissions Units)**

**Emissions Unit Description and Status**

1. Description of Emissions Unit Addressed in This Section (limit to 60 characters): <b>99 MMBtu/hour Auxiliary Boiler</b>		
2. Emissions Unit Identification Number: [ ] No Corresponding ID [ <b>X</b> ] Unknown		
3. Emissions Unit Status Code: <b>A</b>	4. Acid Rain Unit? [ ] Yes [ <b>X</b> ] No	5. Emissions Unit Major Group SIC Code: <b>20</b>
6. Emissions Unit Comment (limit to 500 characters): <b>This boiler is rated at 99 million Btu/hour and provides steam for periods of CT startup or quick startup out of a short-term shutdown.</b>		

**Emissions Unit Control Equipment Information**

**A.**

1. Description (limit to 200 characters):
2. Control Device or Method Code:

**B.**

1. Description (limit to 200 characters):
2. Control Device or Method Code:

**C.**

1. Description (limit to 200 characters):
2. Control Device or Method Code:

**C. EMISSIONS UNIT DETAIL INFORMATION  
(Regulated Emissions Units Only)**

**Emissions Unit Details**

1. Initial Startup Date:		
2. Long-term Reserve Shutdown Date:		
3. Package Unit: Manufacturer:	Model Number:	
4. Generator Nameplate Rating:	MW	
5. Incinerator Information:		
	Dwell Temperature:	°F
	Dwell Time:	seconds
	Incinerator Afterburner Temperature:	°F

**Emissions Unit Operating Capacity**

1. Maximum Heat Input Rate:	<b>99</b>	mmBtu/hr
2. Maximum Incineration Rate:	lbs/hr	tons/day
3. Maximum Process or Throughput Rate:		
4. Maximum Production Rate:		
5. Operating Capacity Comment (limit to 200 characters):		
<b>Boiler is rated at 99 MMBtu at 1,050 BTU/CF natural gas (HHV).</b>		


**Emissions Unit Operating Schedule**

1. Requested Maximum Operating Schedule:		
	hours/day	days/week
	weeks/yr	<b>1,000</b> hours/yr



**D. EMISSIONS UNIT REGULATIONS  
(Regulated Emissions Units Only)**

**Rule Applicability Analysis** (Required for Category II Applications and Category III applications involving non Title-V sources. See Instructions.)



**List of Applicable Regulations** (Required for Category I applications and Category III applications involving Title-V sources. See Instructions.)

See Attachment HEC-EU3-D

**E. EMISSION POINT (STACK/VENT) INFORMATION  
(Regulated Emissions Units Only)**

**Emission Point Description and Type**

1. Identification of Point on Plot Plan or Flow Diagram: HEC-FE-2	
2. Emission Point Type Code: <input checked="" type="checkbox"/> 1 <input type="checkbox"/> 2 <input type="checkbox"/> 3 <input type="checkbox"/> 4	
3. Descriptions of Emissions Points Comprising this Emissions Unit for VE Tracking (limit to 100 characters per point): <b>Gases exhaust through a single stack.</b>	
4. ID Numbers or Descriptions of Emission Units with this Emission Point in Common:	
5. Discharge Type Code: <input type="checkbox"/> D <input type="checkbox"/> F <input type="checkbox"/> H <input type="checkbox"/> P <input type="checkbox"/> R <input checked="" type="checkbox"/> V <input type="checkbox"/> W	
6. Stack Height:	feet
7. Exit Diameter:	feet
8. Exit Temperature:	°F

9. Actual Volumetric Flow Rate:	acfm
10. Percent Water Vapor:	%
11. Maximum Dry Standard Flow Rate:	dscfm
12. Nonstack Emission Point Height:	feet
13. Emission Point UTM Coordinates:	
Zone:	East (km):                      North (km):
14. Emission Point Comment (limit to 200 characters):	

**F. SEGMENT (PROCESS/FUEL) INFORMATION**  
**(Regulated and Unregulated Emissions Units)**

**Segment Description and Rate:** Segment 1 of 1

1. Segment Description (Process/Fuel Type and Associated Operating Method/Mode) (limit to 500 characters):  <b>Natural Gas for industrial boiler, 10-100 MMBtu/hr</b>	
2. Source Classification Code (SCC):  <p style="text-align: center;"><b>1-01-006-02</b></p>	
3. SCC Units:  <p style="text-align: center;"><b>Million Cubic Feet Burned</b></p>	
4. Maximum Hourly Rate:  <p style="text-align: center;"><b>0.094</b></p>	5. Maximum Annual Rate:  <p style="text-align: center;"><b>94</b></p>
6. Estimated Annual Activity Factor:	
7. Maximum Percent Sulfur:	8. Maximum Percent Ash:
9. Million Btu per SCC Unit:  <p style="text-align: center;"><b>1,050</b></p>	
10. Segment Comment (limit to 200 characters):  <b>Max Hourly Rate = 0.0943 (rounded to 0.094). Max Annual Rate = 94.3 (rounded to 94).                  Based on 1,050 Btu/CF natural gas (HHV).</b>	

**Segment Description and Rate:** Segment \_\_\_\_\_ of \_\_\_\_\_

1. Segment Description (Process/Fuel Type and Associated Operating Method/Mode) (limit to 500 characters):	
2. Source Classification Code (SCC):	
3. SCC Units:	
4. Maximum Hourly Rate:	5. Maximum Annual Rate:
6. Estimated Annual Activity Factor:	
7. Maximum Percent Sulfur:	8. Maximum Percent Ash:
9. Million Btu per SCC Unit:	
10. Segment Comment (limit to 200 characters):	

**G. EMISSIONS UNIT POLLUTANTS  
(Regulated and Unregulated Emissions Units)**

1. Pollutant Emitted	2. Primary Control Device Code	3. Secondary Control Device Code	4. Pollutant Regulatory Code
NOx			EL

**H. EMISSIONS UNIT POLLUTANT DETAIL INFORMATION**  
**(Regulated Emissions Units Only - Emissions Limited Pollutants Only)**

**Pollutant Detail Information:**

1. Pollutant Emitted: <b>NOx</b>		
2. Total Percent Efficiency of Control:		%
3. Potential Emissions:	<b>9.9 lb/hour</b>	<b>4.95 tons/year</b>
4. Synthetically Limited? <input checked="" type="checkbox"/> Yes <input type="checkbox"/> No		
5. Range of Estimated Fugitive/Other Emissions:		
<input type="checkbox"/> 1 <input type="checkbox"/> 2 <input type="checkbox"/> 3    _____ to _____ tons/yr		
6. Emission Factor:		
Reference: PSD-FL-195A		
7. Emissions Method Code:		
<input type="checkbox"/> 0 <input type="checkbox"/> 1 <input checked="" type="checkbox"/> 2 <input type="checkbox"/> 3 <input type="checkbox"/> 4 <input type="checkbox"/> 5		
8. Calculation of Emissions (limit to 600 characters):		
<b>0.1 lb/MMBtu x 99 MMBtu/hr = 9.9 lb/hr; 9.9 lb/hr x 1,000 hr/yr x 1/2,000 = 4.95 tons/yr</b>		
9. Pollutant Potential/Estimated Emissions Comment (limit to 200 characters):		
<b>TPY based on 1,000 hr/yr.</b>		



Emissions Unit Information Section 3 of 5  
**Allowable Emissions (Pollutant identified on front page)**

**A.**

1. Basis for Allowable Emissions Code:		
2. Future Effective Date of Allowable Emissions:		
3. Requested Allowable Emissions and Units: <b>0.1 lb/MMBtu</b>		
4. Equivalent Allowable Emissions:	<b>9.9 lb/hour</b>	<b>4.95 tons/year</b>
5. Method of Compliance (limit to 60 characters): <b>EPA Method 7E - Initial Only</b>		
6. Pollutant Allowable Emissions Comment (Desc. of Related Operating Method/Mode) (limit to 200 characters): <b>PSD-FL-195A</b>		

**B.**

1. Basis for Allowable Emissions Code:		
2. Future Effective Date of Allowable Emissions:		
3. Requested Allowable Emissions and Units:		
4. Equivalent Allowable Emissions:	lb/hour	tons/year
5. Method of Compliance (limit to 60 characters):		
6. Pollutant Allowable Emissions Comment (Desc. of Related Operating Method/Mode) (limit to 200 characters):		

**I. VISIBLE EMISSIONS INFORMATION  
(Regulated Emissions Units Only)**

**Visible Emissions Limitations:** Visible Emissions Limitation 1 of 2

1.	Visible Emissions Subtype: <b>VE10</b>
2.	Basis for Allowable Opacity: <input type="checkbox"/> Rule <input checked="" type="checkbox"/> Other
3.	Requested Allowable Opacity Normal Conditions:            %            Exceptional Conditions: <b>10</b> % Maximum Period of Excess Opacity Allowed:            min/hour
4.	Method of Compliance:
5.	Visible Emissions Comment (limit to 200 characters):

**Visible Emissions Limitations:** Visible Emissions Limitation 2 of 2

1.	Visible Emissions Subtype: <b>VE99</b>
2.	Basis for Allowable Opacity: <input checked="" type="checkbox"/> Rule <input type="checkbox"/> Other
3.	Requested Allowable Opacity Normal Conditions:            %            Exceptional Conditions: <b>100</b> % Maximum Period of Excess Opacity Allowed: <b>60</b> min/hour
4.	Method of Compliance: <b>None</b>
5.	Visible Emissions Comment (limit to 200 characters): <b>Excess emissions allowed for startup, shutdown and malfunction pursuant to Rule 62-210.700(1).</b>

**J. CONTINUOUS MONITOR INFORMATION  
(Regulated Emissions Units Only)**

**Continuous Monitoring System** Continuous Monitor \_\_\_\_\_ of \_\_\_\_\_

1. Parameter Code:	2. Pollutant(s):
3. CMS Requirement: [ ] Rule [ ] Other	
4. Monitor Information: Monitor Manufacturer: Model Number:	Serial Number:
5. Installation Date:	
6. Performance Specification Test Date:	
7. Continuous Monitor Comment (limit to 200 characters):	

**Continuous Monitoring System** Continuous Monitor \_\_\_\_\_ of \_\_\_\_\_

1. Parameter Code:	2. Pollutant(s):
3. CMS Requirement: [ ] Rule [ ] Other	
4. Monitor Information: Monitor Manufacturer: Model Number:	Serial Number:
5. Installation Date:	
6. Performance Specification Test Date:	
7. Continuous Monitor Comment (limit to 200 characters):	

**K. PREVENTION OF SIGNIFICANT DETERIORATION (PSD) INCREMENT  
TRACKING INFORMATION  
(Regulated and Unregulated Emissions Units)**

**PSD Increment Consumption Determination**

1. Increment Consuming for Particulate Matter or Sulfur Dioxide?

If the emissions unit addressed in this section emits particulate matter or sulfur dioxide, answer the following series of questions to make a preliminary determination as to whether or not the emissions unit consumes PSD increment for particulate matter or sulfur dioxide. Check the first statement, if any, that applies and skip remaining statements.

- ] The emissions unit is undergoing PSD review as part of this application, or has undergone PSD review previously, for particulate matter or sulfur dioxide. If so, emissions unit consumes increment.
- [ ] ] The facility addressed in this application is classified as an EPA major source pursuant to paragraph (c) of the definition of "major source of air pollution" in Chapter 62-213, F.A.C., and the emissions unit addressed in this section commenced (or will commence) construction after January 6, 1975. If so, baseline emissions are zero, and the emissions unit consumes increment.
- [ ] ] The facility addressed in this application is classified as an EPA major source and the emissions unit began initial operation after January 6, 1975, but before December 27, 1977. If so, baseline emissions are zero, and the emissions unit consumes increment.
- [ ] ] For any facility, the emissions unit began (or will begin) initial operation after December 27, 1977. If so, baseline emissions are zero, and emissions unit consumes increment.
- [ ] ] None of the above apply. If so, the baseline emissions of the emissions unit are nonzero. In such case, additional analysis, beyond the scope of this application, is needed to determine whether changes in emissions have occurred (or will occur) after the baseline date that may consume or expand increment.

2. Increment Consuming for Nitrogen Dioxide?

If the emissions unit addressed in this section emits nitrogen oxides, answer the following series of questions to make a preliminary determination as to whether or not the emissions unit consumes PSD increment for nitrogen dioxide. Check first statement, if any, that applies and skip remaining statements.

- [X ] The emissions unit addressed in this section is undergoing PSD review as part of this application, or has undergone PSD review previously, for nitrogen dioxide. If so, emissions unit consumes increment.
- [ ] The facility addressed in this application is classified as an EPA major source pursuant to paragraph (c) of the definition of "major source of air pollution" in Chapter 62-213, F.A.C., and the emissions unit addressed in this section commenced (or will commence) construction after February 8, 1988. If so, baseline emissions are zero, and the source consumes increment.
- [ ] The facility addressed in this application is classified as an EPA major source and the emissions unit began initial operation after February 8, 1988, but before March 28, 1988. If so, baseline emissions are zero, and the source consumes increment.
- [ ] For any facility, the emissions unit began (or will begin) initial operation after March 28, 1988. If so, baseline emissions are zero, and the emissions unit consumes increment.
- [ ] None of the above apply. If so, baseline emissions of the emissions unit are nonzero. In such case, additional analysis, beyond the scope of this application, is needed to determine whether changes in emissions have occurred (or will occur) after the baseline date that may consume or expand increment.

3.	Increment Consuming/Expanding Code:			
	PM	<input checked="" type="checkbox"/> [X ] C	<input type="checkbox"/> [ ] E	<input type="checkbox"/> [ ] Unknown
	SO <sub>2</sub>	<input checked="" type="checkbox"/> [X ] C	<input type="checkbox"/> [ ] E	<input type="checkbox"/> [ ] Unknown
	NO <sub>2</sub>	<input checked="" type="checkbox"/> [X ] C	<input type="checkbox"/> [ ] E	<input type="checkbox"/> [ ] Unknown
4.	Baseline Emissions:			
	PM	lb/hour		tons/year
	SO <sub>2</sub>	lb/hour		tons/year
	NO <sub>2</sub>			tons/year
5.	PSD Comment (limit to 200 characters):			
	<b>Emission unit is not a major source.</b>			

**L. EMISSIONS UNIT SUPPLEMENTAL INFORMATION  
(Regulated Emissions Units Only)**

**Supplemental Requirements for All Applications**

1.	Process Flow Diagram	<input type="checkbox"/> Attached, Document ID: _____	<input type="checkbox"/> Waiver Requested
		<input checked="" type="checkbox"/> Not Applicable	
2.	Fuel Analysis or Specification	<input checked="" type="checkbox"/> Attached, Document ID: <u>HEC-EU1-L2</u>	<input type="checkbox"/> Waiver Requested
		<input type="checkbox"/> Not Applicable	
3.	Detailed Description of Control Equipment	<input type="checkbox"/> Attached, Document ID: _____	<input type="checkbox"/> Waiver Requested
		<input checked="" type="checkbox"/> Not Applicable	
4.	Description of Stack Sampling Facilities	<input type="checkbox"/> Attached, Document ID: _____	<input type="checkbox"/> Waiver Requested
		<input checked="" type="checkbox"/> Not Applicable	
5.	Compliance Test Report	<input type="checkbox"/> Attached, Document ID: _____	<input checked="" type="checkbox"/> Not Applicable
		<input type="checkbox"/> Previously Submitted, Date: _____	
6.	Procedures for Startup and Shutdown	<input checked="" type="checkbox"/> Attached, Document ID: <u>HEC-EU3-L6</u>	<input type="checkbox"/> Not Applicable
7.	Operation and Maintenance Plan	<input type="checkbox"/> Attached, Document ID: _____	<input checked="" type="checkbox"/> Not Applicable
8.	Supplemental Information for Construction Permit Application	<input type="checkbox"/> Attached, Document ID: _____	<input checked="" type="checkbox"/> Not Applicable
9.	Other Information Required by Rule or Statute	<input type="checkbox"/> Attached, Document ID: _____	<input checked="" type="checkbox"/> Not Applicable

**Additional Supplemental Requirements for Category I Applications Only**

10. Alternative Methods of Operation <input type="checkbox"/> Attached, Document ID: _____ <input checked="" type="checkbox"/> Not Applicable
11. Alternative Modes of Operation (Emissions Trading) <input type="checkbox"/> Attached, Document ID: _____ <input checked="" type="checkbox"/> Not Applicable
12. Identification of Additional Applicable Requirements <input checked="" type="checkbox"/> Attached, Document ID: <u>HEC-FE-11</u> <input type="checkbox"/> Not Applicable
13. Compliance Assurance Monitoring Plan <input type="checkbox"/> Attached, Document ID: _____ <input checked="" type="checkbox"/> Not Applicable
14. Acid Rain Permit Application (Hard Copy Required) <input type="checkbox"/> Acid Rain Part - Phase II (Form No. 62-210.900(1)(a)) Attached, Document ID: _____ <input type="checkbox"/> Repowering Extension Plan (Form No. 62-210.900(1)(a)1.) Attached, Document ID: _____ <input type="checkbox"/> New Unit Exemption (Form No. 62-210.900(1)(a)2.) Attached, Document ID: _____ <input type="checkbox"/> Retired Unit Exemption (Form No. 62-210.900(1)(a)3.) Attached, Document ID: _____ <input checked="" type="checkbox"/> Not Applicable

**III. EMISSIONS UNIT INFORMATION**

A separate Emissions Unit Information Section (including subsections A through L as required) must be completed for each emissions unit addressed in this Application for Air Permit. If submitting the application form in hard copy, indicate, in the space provided at the top of each page, the number of this Emissions Unit Information Section and the total number of Emissions Unit Information Sections submitted as part of this application. Some of the subsections comprising the Emissions Unit Information Section of the form are intended for regulated emissions units only. Others are intended for both regulated and unregulated emissions units. Each subsection is appropriately marked.

**A. TYPE OF EMISSIONS UNIT  
(Regulated and Unregulated Emissions Units)****Type of Emissions Unit Addressed in This Section**

1. Regulated or Unregulated Emissions Unit? Check one:

The emissions unit addressed in this Emissions Unit Information Section is a regulated emissions unit.

The emissions unit addressed in this Emissions Unit Information Section is an unregulated emissions unit.

2. Single Process, Group of Processes, or Fugitive Only? Check one:

This Emissions Unit Information Section addresses, as a single emissions unit, a single process or production unit, or activity, which produces one or more air pollutants and which has at least one definable emission point (stack or vent).

This Emissions Unit Information Section addresses, as a single emissions unit, a group of process or production units and activities which has at least one definable emission point (stack or vent) but may also produce fugitive emissions.

This Emissions Unit Information Section addresses, as a single emissions unit, one or more process or production units and activities which produce fugitive emissions only.



**B. GENERAL EMISSIONS UNIT INFORMATION  
(Regulated and Unregulated Emissions Units)****Emissions Unit Description and Status**

1. Description of Emissions Unit Addressed in This Section (limit to 60 characters): <b>Emergency Diesel Generator</b>		
2. Emissions Unit Identification Number: [ ] No Corresponding ID [ <b>X</b> ] Unknown		
3. Emissions Unit Status Code: <b>A</b>	4. Acid Rain Unit? [ ] Yes [ <b>X</b> ] No	5. Emissions Unit Major Group SIC Code: <b>49</b>
6. Emissions Unit Comment (limit to 500 characters): <b>Generator rated at 1,300 kw; used fo site emergency power and perodic testing. Emergency generator not yet purchased and installed.</b>		

**Emissions Unit Control Equipment Information**

**A.**

1. Description (limit to 200 characters):
2. Control Device or Method Code:

**B.**

1. Description (limit to 200 characters):
2. Control Device or Method Code:

**C.**

1. Description (limit to 200 characters):
2. Control Device or Method Code:

**C. EMISSIONS UNIT DETAIL INFORMATION  
(Regulated Emissions Units Only)**

**Emissions Unit Details**

1. Initial Startup Date:		
2. Long-term Reserve Shutdown Date:		
3. Package Unit: Manufacturer:	Model Number:	
4. Generator Nameplate Rating:	1 MW	
5. Incinerator Information:		
	Dwell Temperature:	°F
	Dwell Time:	seconds
	Incinerator Afterburner Temperature:	°F

**Emissions Unit Operating Capacity**


1. Maximum Heat Input Rate:	13	mmBtu/hr
2. Maximum Incineration Rate:	lbs/hr	tons/day
3. Maximum Process or Throughput Rate:		
4. Maximum Production Rate:		
5. Operating Capacity Comment (limit to 200 characters):		
<p><b>Generator Nameplate Rating = 1.3 (rounded to 1). Maximum Heat Input Rate = 13.1 (rounded to 13). Heat Input estimated.</b></p>		

**Emissions Unit Operating Schedule**

1. Requested Maximum Operating Schedule:		
	hours/day	days/week
	weeks/yr	100 hours/yr

**D. EMISSIONS UNIT REGULATIONS  
(Regulated Emissions Units Only)**

**Rule Applicability Analysis** (Required for Category II Applications and Category III applications involving non Title-V sources. See Instructions.)



**List of Applicable Regulations** (Required for Category I applications and Category III applications involving Title-V sources. See Instructions.)

See Attachment HEC-EU4-D

**E. EMISSION POINT (STACK/VENT) INFORMATION  
(Regulated Emissions Units Only)**

**Emission Point Description and Type**

1. Identification of Point on Plot Plan or Flow Diagram: HEC-FE-2	
2. Emission Point Type Code:  <input checked="" type="checkbox"/> 1 <input type="checkbox"/> 2 <input type="checkbox"/> 3 <input type="checkbox"/> 4	
3. Descriptions of Emissions Points Comprising this Emissions Unit for VE Tracking (limit to 100 characters per point):	
4. ID Numbers or Descriptions of Emission Units with this Emission Point in Common:	
5. Discharge Type Code: <input type="checkbox"/> D <input type="checkbox"/> F <input type="checkbox"/> H <input type="checkbox"/> P <input type="checkbox"/> R <input checked="" type="checkbox"/> V <input type="checkbox"/> W	
6. Stack Height:	feet
7. Exit Diameter:	feet
8. Exit Temperature:	°F

9. Actual Volumetric Flow Rate:	acfm
10. Percent Water Vapor:	%
11. Maximum Dry Standard Flow Rate:	dscfm
12. Nonstack Emission Point Height:	feet
13. Emission Point UTM Coordinates:	
Zone:	East (km):                      North (km):
14. Emission Point Comment (limit to 200 characters):	

**F. SEGMENT (PROCESS/FUEL) INFORMATION**  
**(Regulated and Unregulated Emissions Units)**

**Segment Description and Rate:** Segment 1 of 1

1. Segment Description (Process/Fuel Type and Associated Operating Method/Mode) (limit to 500 characters):  <b>Electric Utility Internal Combustion Engine - Distillate Oil (Diesel)</b>	
2. Source Classification Code (SCC):  <b>2-01-001-02</b>	
3. SCC Units:  <b>1,000 gallons</b>	
4. Maximum Hourly Rate:  <b>0.102</b>	5. Maximum Annual Rate:  <b>10</b>
6. Estimated Annual Activity Factor:	
7. Maximum Percent Sulfur:  <b>0.05</b>	8. Maximum Percent Ash:
9. Million Btu per SCC Unit:  <b>129</b>	
10. Segment Comment (limit to 200 characters):  <b>Maximum Annual Rate = 10.16 (rounded to 10).</b>	



**Segment Description and Rate:** Segment \_\_\_\_\_ of \_\_\_\_\_

1. Segment Description (Process/Fuel Type and Associated Operating Method/Mode) (limit to 500 characters):	
2. Source Classification Code (SCC):	
3. SCC Units:	
4. Maximum Hourly Rate:	5. Maximum Annual Rate:
6. Estimated Annual Activity Factor:	
7. Maximum Percent Sulfur:	8. Maximum Percent Ash:
9. Million Btu per SCC Unit:	
10. Segment Comment (limit to 200 characters):	

**G. EMISSIONS UNIT POLLUTANTS  
(Regulated and Unregulated Emissions Units)**

1. Pollutant Emitted	2. Primary Control Device Code	3. Secondary Control Device Code	4. Pollutant Regulatory Code
NOx			EL

**H. EMISSIONS UNIT POLLUTANT DETAIL INFORMATION**  
**(Regulated Emissions Units Only - Emissions Limited Pollutants Only)**

**Pollutant Detail Information:**

1. Pollutant Emitted: <b>NOx</b>
2. Total Percent Efficiency of Control: _____ %
3. Potential Emissions: <b>37.7 lb/hour</b> <b>1.9 tons/year</b>
4. Synthetically Limited? <input type="checkbox"/> Yes <input type="checkbox"/> No
5. Range of Estimated Fugitive/Other Emissions: <input type="checkbox"/> 1 <input type="checkbox"/> 2 <input type="checkbox"/> 3 _____ to _____ tons/yr
6. Emission Factor:  Reference: <b>PSD-FL-195A</b>
7. Emissions Method Code:  <input type="checkbox"/> 0 <input type="checkbox"/> 1 <input checked="" type="checkbox"/> 2 <input type="checkbox"/> 3 <input type="checkbox"/> 4 <input type="checkbox"/> 5
8. Calculation of Emissions (limit to 600 characters):  <b>Estimated: 1,300 kw = 1,743 hp 9.82 grams/hp-hr 1,743 x 9.82 g/hp-hr x 453.69 g/lb = 37.7 lb/hr; 37.7 lb/hr x 100 hr x 1 ton/2,000 lb = 1.887</b>
9. Pollutant Potential/Estimated Emissions Comment (limit to 200 characters):          

Emissions Unit Information Section 4 of 5  
**Allowable Emissions (Pollutant identified on front page)**

**A.**

1. Basis for Allowable Emissions Code:		
2. Future Effective Date of Allowable Emissions:		
3. Requested Allowable Emissions and Units: <b>9.82 grams/hp-hr</b>		
4. Equivalent Allowable Emissions:	<b>37.7 lb/hour</b>	<b>1.9 tons/year</b>
5. Method of Compliance (limit to 60 characters): <b>Vendor Supplied Test</b>		
6. Pollutant Allowable Emissions Comment (Desc. of Related Operating Method/Mode) (limit to 200 characters):		

**B.**

1. Basis for Allowable Emissions Code:		
2. Future Effective Date of Allowable Emissions:		
3. Requested Allowable Emissions and Units:		
4. Equivalent Allowable Emissions:	lb/hour	tons/year
5. Method of Compliance (limit to 60 characters):		
6. Pollutant Allowable Emissions Comment (Desc. of Related Operating Method/Mode) (limit to 200 characters):		

**I. VISIBLE EMISSIONS INFORMATION  
(Regulated Emissions Units Only)**

**Visible Emissions Limitations:** Visible Emissions Limitation 1 of 2

1.	Visible Emissions Subtype: <b>VE20</b>
2.	Basis for Allowable Opacity: <input type="checkbox"/> Rule <input checked="" type="checkbox"/> Other
3.	Requested Allowable Opacity Normal Conditions:            %            Exceptional Conditions: <b>20</b> % Maximum Period of Excess Opacity Allowed:            min/hour
4.	Method of Compliance: <b>None</b>
5.	Visible Emissions Comment (limit to 200 characters): <b>PSD-FL-195A</b>

**Visible Emissions Limitations:** Visible Emissions Limitation 2 of 2

1.	Visible Emissions Subtype: <b>VE99</b>
2.	Basis for Allowable Opacity: <input checked="" type="checkbox"/> Rule <input type="checkbox"/> Other
3.	Requested Allowable Opacity Normal Conditions:            %            Exceptional Conditions: <b>99</b> % Maximum Period of Excess Opacity Allowed:            min/hour
4.	Method of Compliance:
5.	Visible Emissions Comment (limit to 200 characters): <b>Rule 62-210.700</b>

**J. CONTINUOUS MONITOR INFORMATION  
(Regulated Emissions Units Only)**

**Continuous Monitoring System** Continuous Monitor \_\_\_\_\_ of \_\_\_\_\_

1. Parameter Code:	2. Pollutant(s):
3. CMS Requirement: [ ] Rule [ ] Other	
4. Monitor Information: Monitor Manufacturer: Model Number: Serial Number:	
5. Installation Date:	
6. Performance Specification Test Date:	
7. Continuous Monitor Comment (limit to 200 characters):	

**Continuous Monitoring System** Continuous Monitor \_\_\_\_\_ of \_\_\_\_\_

1. Parameter Code:	2. Pollutant(s):
3. CMS Requirement: [ ] Rule [ ] Other	
4. Monitor Information: Monitor Manufacturer: Model Number: Serial Number:	
5. Installation Date:	
6. Performance Specification Test Date:	
7. Continuous Monitor Comment (limit to 200 characters):	

**K. PREVENTION OF SIGNIFICANT DETERIORATION (PSD) INCREMENT  
TRACKING INFORMATION  
(Regulated and Unregulated Emissions Units)**

**PSD Increment Consumption Determination**

1. Increment Consuming for Particulate Matter or Sulfur Dioxide?

If the emissions unit addressed in this section emits particulate matter or sulfur dioxide, answer the following series of questions to make a preliminary determination as to whether or not the emissions unit consumes PSD increment for particulate matter or sulfur dioxide. Check the first statement, if any, that applies and skip remaining statements.

- ] The emissions unit is undergoing PSD review as part of this application, or has undergone PSD review previously, for particulate matter or sulfur dioxide. If so, emissions unit consumes increment.
- [ ] ] The facility addressed in this application is classified as an EPA major source pursuant to paragraph (c) of the definition of "major source of air pollution" in Chapter 62-213, F.A.C., and the emissions unit addressed in this section commenced (or will commence) construction after January 6, 1975. If so, baseline emissions are zero, and the emissions unit consumes increment.
- [ ] ] The facility addressed in this application is classified as an EPA major source and the emissions unit began initial operation after January 6, 1975, but before December 27, 1977. If so, baseline emissions are zero, and the emissions unit consumes increment.
- [ ] ] For any facility, the emissions unit began (or will begin) initial operation after December 27, 1977. If so, baseline emissions are zero, and emissions unit consumes increment.
- [ ] ] None of the above apply. If so, the baseline emissions of the emissions unit are nonzero. In such case, additional analysis, beyond the scope of this application, is needed to determine whether changes in emissions have occurred (or will occur) after the baseline date that may consume or expand increment.

2. Increment Consuming for Nitrogen Dioxide?

If the emissions unit addressed in this section emits nitrogen oxides, answer the following series of questions to make a preliminary determination as to whether or not the emissions unit consumes PSD increment for nitrogen dioxide. Check first statement, if any, that applies and skip remaining statements.

- The emissions unit addressed in this section is undergoing PSD review as part of this application, or has undergone PSD review previously, for nitrogen dioxide. If so, emissions unit consumes increment.
- The facility addressed in this application is classified as an EPA major source pursuant to paragraph (c) of the definition of "major source of air pollution" in Chapter 62-213, F.A.C., and the emissions unit addressed in this section commenced (or will commence) construction after February 8, 1988. If so, baseline emissions are zero, and the source consumes increment.
- The facility addressed in this application is classified as an EPA major source and the emissions unit began initial operation after February 8, 1988, but before March 28, 1988. If so, baseline emissions are zero, and the source consumes increment.
- For any facility, the emissions unit began (or will begin) initial operation after March 28, 1988. If so, baseline emissions are zero, and the emissions unit consumes increment.
- None of the above apply. If so, baseline emissions of the emissions unit are nonzero. In such case, additional analysis, beyond the scope of this application, is needed to determine whether changes in emissions have occurred (or will occur) after the baseline date that may consume or expand increment.

3.	Increment Consuming/Expanding Code:			
	PM	<input checked="" type="checkbox"/> C	<input type="checkbox"/> E	<input type="checkbox"/> Unknown
	SO <sub>2</sub>	<input checked="" type="checkbox"/> C	<input type="checkbox"/> E	<input type="checkbox"/> Unknown
	NO <sub>2</sub>	<input checked="" type="checkbox"/> C	<input type="checkbox"/> E	<input type="checkbox"/> Unknown
4.	Baseline Emissions:			
	PM	lb/hour		tons/year
	SO <sub>2</sub>	lb/hour		tons/year
	NO <sub>2</sub>			tons/year
5.	PSD Comment (limit to 200 characters):			



**L. EMISSIONS UNIT SUPPLEMENTAL INFORMATION  
(Regulated Emissions Units Only)**

**Supplemental Requirements for All Applications**

1.	Process Flow Diagram	<input type="checkbox"/> Attached, Document ID: _____	<input type="checkbox"/> Waiver Requested
		<input checked="" type="checkbox"/> Not Applicable	
2.	Fuel Analysis or Specification	<input checked="" type="checkbox"/> Attached, Document ID: <u>HEC-EU1-L2</u>	<input type="checkbox"/> Waiver Requested
		<input type="checkbox"/> Not Applicable	
3.	Detailed Description of Control Equipment	<input type="checkbox"/> Attached, Document ID: _____	<input type="checkbox"/> Waiver Requested
		<input checked="" type="checkbox"/> Not Applicable	
4.	Description of Stack Sampling Facilities	<input type="checkbox"/> Attached, Document ID: _____	<input type="checkbox"/> Waiver Requested
		<input checked="" type="checkbox"/> Not Applicable	
5.	Compliance Test Report	<input type="checkbox"/> Attached, Document ID: _____	<input checked="" type="checkbox"/> Not Applicable
		<input type="checkbox"/> Previously Submitted, Date: _____	
6.	Procedures for Startup and Shutdown	<input type="checkbox"/> Attached, Document ID: _____	<input checked="" type="checkbox"/> Not Applicable
7.	Operation and Maintenance Plan	<input type="checkbox"/> Attached, Document ID: _____	<input checked="" type="checkbox"/> Not Applicable
8.	Supplemental Information for Construction Permit Application	<input type="checkbox"/> Attached, Document ID: _____	<input checked="" type="checkbox"/> Not Applicable
9.	Other Information Required by Rule or Statute	<input type="checkbox"/> Attached, Document ID: _____	<input checked="" type="checkbox"/> Not Applicable

**Additional Supplemental Requirements for Category I Applications Only**

10. Alternative Methods of Operation <input type="checkbox"/> Attached, Document ID: _____ <input checked="" type="checkbox"/> Not Applicable
11. Alternative Modes of Operation (Emissions Trading) <input type="checkbox"/> Attached, Document ID: _____ <input checked="" type="checkbox"/> Not Applicable
12. Identification of Additional Applicable Requirements <input checked="" type="checkbox"/> Attached, Document ID: <u>HEC-FE-11</u> <input type="checkbox"/> Not Applicable
13. Compliance Assurance Monitoring Plan <input type="checkbox"/> Attached, Document ID: _____ <input type="checkbox"/> Not Applicable
14. Acid Rain Permit Application (Hard Copy Required) <input type="checkbox"/> Acid Rain Part - Phase II (Form No. 62-210.900(1)(a)) Attached, Document ID: _____ <input type="checkbox"/> Repowering Extension Plan (Form No. 62-210.900(1)(a)1.) Attached, Document ID: _____ <input type="checkbox"/> New Unit Exemption (Form No. 62-210.900(1)(a)2.) Attached, Document ID: _____ <input type="checkbox"/> Retired Unit Exemption (Form No. 62-210.900(1)(a)3.) Attached, Document ID: _____ <input checked="" type="checkbox"/> Not Applicable

**III. EMISSIONS UNIT INFORMATION**

A separate Emissions Unit Information Section (including subsections A through L as required) must be completed for each emissions unit addressed in this Application for Air Permit. If submitting the application form in hard copy, indicate, in the space provided at the top of each page, the number of this Emissions Unit Information Section and the total number of Emissions Unit Information Sections submitted as part of this application. Some of the subsections comprising the Emissions Unit Information Section of the form are intended for regulated emissions units only. Others are intended for both regulated and unregulated emissions units. Each subsection is appropriately marked.

**A. TYPE OF EMISSIONS UNIT  
(Regulated and Unregulated Emissions Units)****Type of Emissions Unit Addressed in This Section**

1. Regulated or Unregulated Emissions Unit? Check one:

[ ] The emissions unit addressed in this Emissions Unit Information Section is a regulated emissions unit.

[ **x** ] The emissions unit addressed in this Emissions Unit Information Section is an unregulated emissions unit.

2. Single Process, Group of Processes, or Fugitive Only? Check one:

[ ] This Emissions Unit Information Section addresses, as a single emissions unit, a single process or production unit, or activity, which produces one or more air pollutants and which has at least one definable emission point (stack or vent).

[ **x** ] This Emissions Unit Information Section addresses, as a single emissions unit, a group of process or production units and activities which has at least one definable emission point (stack or vent) but may also produce fugitive emissions.

[ ] This Emissions Unit Information Section addresses, as a single emissions unit, one or more process or production units and activities which produce fugitive emissions only.

**B. GENERAL EMISSIONS UNIT INFORMATION  
(Regulated and Unregulated Emissions Units)**

**Emissions Unit Description and Status**

1. Description of Emissions Unit Addressed in This Section (limit to 60 characters): <b>Facility-Wide fugitive/De minimis Emissions</b>		
2. Emissions Unit Identification Number: <input checked="" type="checkbox"/> No Corresponding ID <input type="checkbox"/> Unknown		
3. Emissions Unit Status Code: <b>A</b>	4. Acid Rain Unit? <input type="checkbox"/> Yes <input checked="" type="checkbox"/> No	5. Emissions Unit Major Group SIC Code: <b>49</b>
6. Emissions Unit Comment (limit to 500 characters): <b>See Attachment HEC-EU5-B6</b>		

**Emissions Unit Control Equipment Information**

**A.**

1. Description (limit to 200 characters):
2. Control Device or Method Code:

**B.**

1. Description (limit to 200 characters):
2. Control Device or Method Code:

**C.**

1. Description (limit to 200 characters):
2. Control Device or Method Code:

**F. SEGMENT (PROCESS/FUEL) INFORMATION**  
**(Regulated and Unregulated Emissions Units)**

**Segment Description and Rate:** Segment 1 of 2

1. Segment Description (Process/Fuel Type and Associated Operating Method/Mode) (limit to 500 characters):  <b>Petroleum Product Storage - Fugitive Emissions (Storage)</b>	
2. Source Classification Code (SCC):  <b>4-03-888-01</b>	
3. SCC Units: <b>Thousand gallons Stored</b>	
4. Maximum Hourly Rate:	5. Maximum Annual Rate:
6. Estimated Annual Activity Factor:  <b>3,800</b>	
7. Maximum Percent Sulfur:	8. Maximum Percent Ash:
9. Million Btu per SCC Unit:	
10. Segment Comment (limit to 200 characters):  <b>Segment refers to combined storage capacity of various petroleum product storage tanks contained in emission unit at time permit application submittal.</b>	

**Segment Description and Rate:** Segment 2 of 2

1. Segment Description (Process/Fuel Type and Associated Operating Method/Mode) (limit to 500 characters): <b>Petroleum Product Storage - Fugitive Emissions (Throughput)</b>	
2. Source Classification Code (SCC): <b>4-03-999-99</b>	
3. SCC Units: <b>Thousand Gallons Throughput</b>	
4. Maximum Hourly Rate:	5. Maximum Annual Rate:
6. Estimated Annual Activity Factor: <b>14,310</b>	
7. Maximum Percent Sulfur:	8. Maximum Percent Ash:
9. Million Btu per SCC Unit:	
10. Segment Comment (limit to 200 characters): <b>Segment refers to combined throughput of petroleum product storage tank contained in emission unit at time permit application submittal.</b>	

**G. EMISSIONS UNIT POLLUTANTS  
(Regulated and Unregulated Emissions Units)**

1. Pollutant Emitted	2. Primary Control Device Code	3. Secondary Control Device Code	4. Pollutant Regulatory Code



**K. PREVENTION OF SIGNIFICANT DETERIORATION (PSD) INCREMENT  
TRACKING INFORMATION  
(Regulated and Unregulated Emissions Units)**

**PSD Increment Consumption Determination**

1. Increment Consuming for Particulate Matter or Sulfur Dioxide?

If the emissions unit addressed in this section emits particulate matter or sulfur dioxide, answer the following series of questions to make a preliminary determination as to whether or not the emissions unit consumes PSD increment for particulate matter or sulfur dioxide. Check the first statement, if any, that applies and skip remaining statements.

- ] The emissions unit is undergoing PSD review as part of this application, or has undergone PSD review previously, for particulate matter or sulfur dioxide. If so, emissions unit consumes increment.
- ] The facility addressed in this application is classified as an EPA major source pursuant to paragraph (c) of the definition of "major source of air pollution" in Chapter 62-213, F.A.C., and the emissions unit addressed in this section commenced (or will commence) construction after January 6, 1975. If so, baseline emissions are zero, and the emissions unit consumes increment.
- ] The facility addressed in this application is classified as an EPA major source and the emissions unit began initial operation after January 6, 1975, but before December 27, 1977. If so, baseline emissions are zero, and the emissions unit consumes increment.
- ] For any facility, the emissions unit began (or will begin) initial operation after December 27, 1977. If so, baseline emissions are zero, and emissions unit consumes increment.
- ] None of the above apply. If so, the baseline emissions of the emissions unit are nonzero. In such case, additional analysis, beyond the scope of this application, is needed to determine whether changes in emissions have occurred (or will occur) after the baseline date that may consume or expand increment.

2. Increment Consuming for Nitrogen Dioxide?

If the emissions unit addressed in this section emits nitrogen oxides, answer the following series of questions to make a preliminary determination as to whether or not the emissions unit consumes PSD increment for nitrogen dioxide. Check first statement, if any, that applies and skip remaining statements.

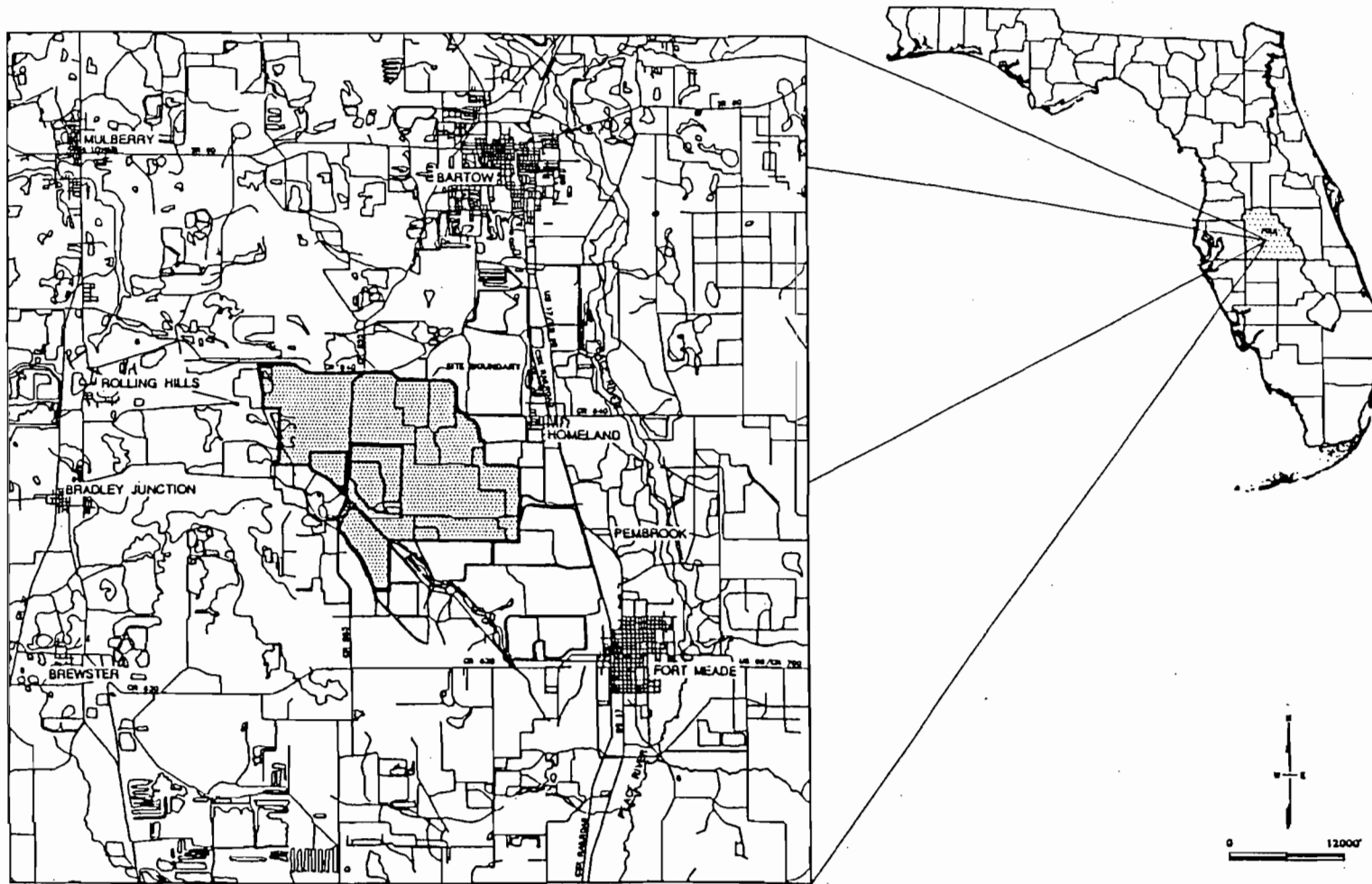
- The emissions unit addressed in this section is undergoing PSD review as part of this application, or has undergone PSD review previously, for nitrogen dioxide. If so, emissions unit consumes increment.
- The facility addressed in this application is classified as an EPA major source pursuant to paragraph (c) of the definition of "major source of air pollution" in Chapter 62-213, F.A.C., and the emissions unit addressed in this section commenced (or will commence) construction after February 8, 1988. If so, baseline emissions are zero, and the source consumes increment.
- The facility addressed in this application is classified as an EPA major source and the emissions unit began initial operation after February 8, 1988, but before March 28, 1988. If so, baseline emissions are zero, and the source consumes increment.
- For any facility, the emissions unit began (or will begin) initial operation after March 28, 1988. If so, baseline emissions are zero, and the emissions unit consumes increment.
- None of the above apply. If so, baseline emissions of the emissions unit are nonzero. In such case, additional analysis, beyond the scope of this application, is needed to determine whether changes in emissions have occurred (or will occur) after the baseline date that may consume or expand increment.

3.	Increment Consuming/Expanding Code:	[ ] C	[ ] E	[ ] Unknown
	PM	[ ] C	[ ] E	[ ] Unknown
	SO <sub>2</sub>	[ ] C	[ ] E	[ ] Unknown
	NO <sub>2</sub>	[ ] C	[ ] E	[ ] Unknown
4.	Baseline Emissions:			
	PM	lb/hour		tons/year
	SO <sub>2</sub>	lb/hour		tons/year
	NO <sub>2</sub>			tons/year
5.	PSD Comment (limit to 200 characters):			
	<b>Baseline emissions are not known.</b>			

**ATTACHMENT HEC-FE-1**

**AREA MAP**

Hines Energy Complex



SOURCE: 1992 SCA

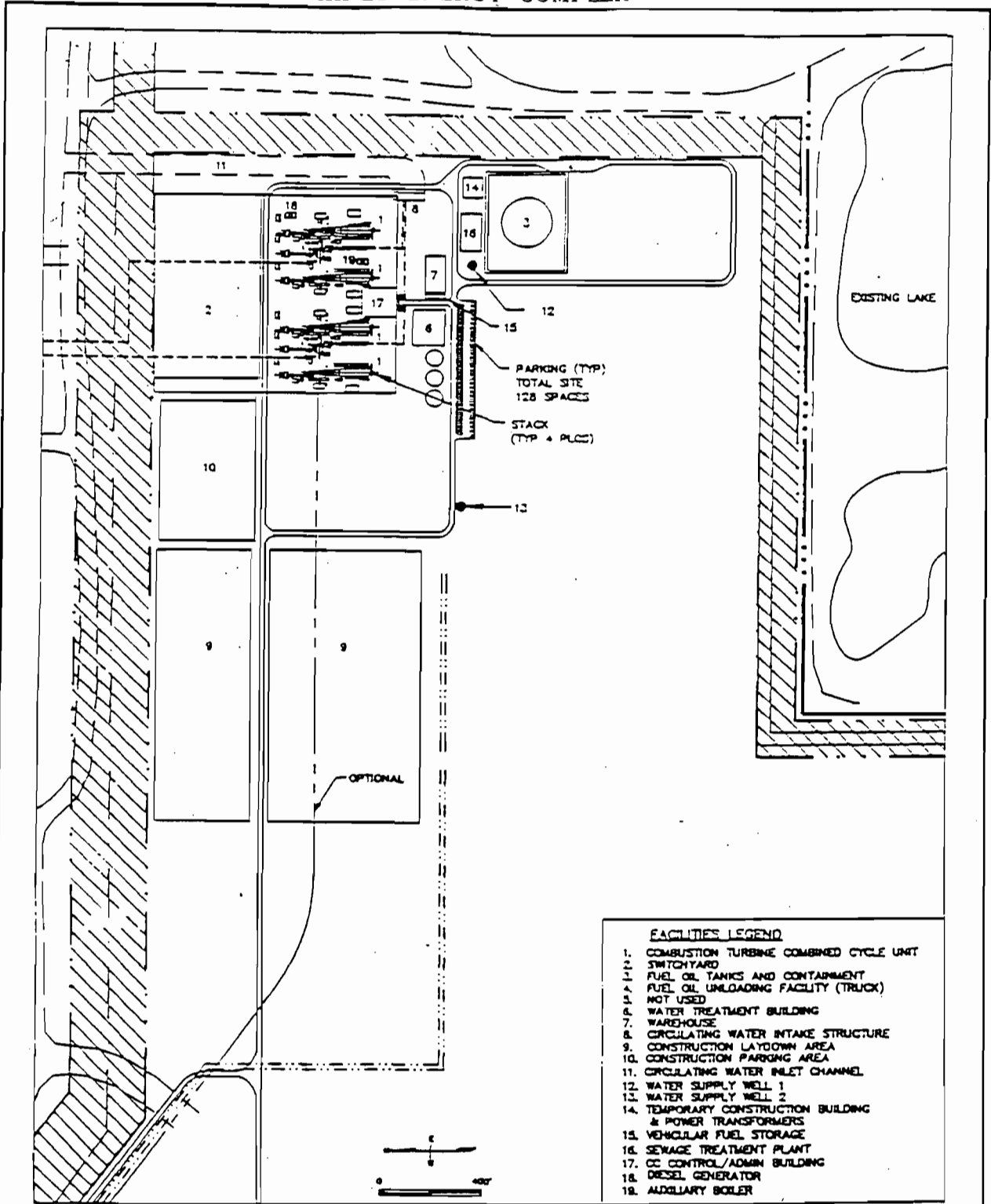


SITE LOCATION MAP

**ATTACHMENT HEC-FE-2**

**FACILITY PLOT PLAN**

HINES ENERGY COMPLEX

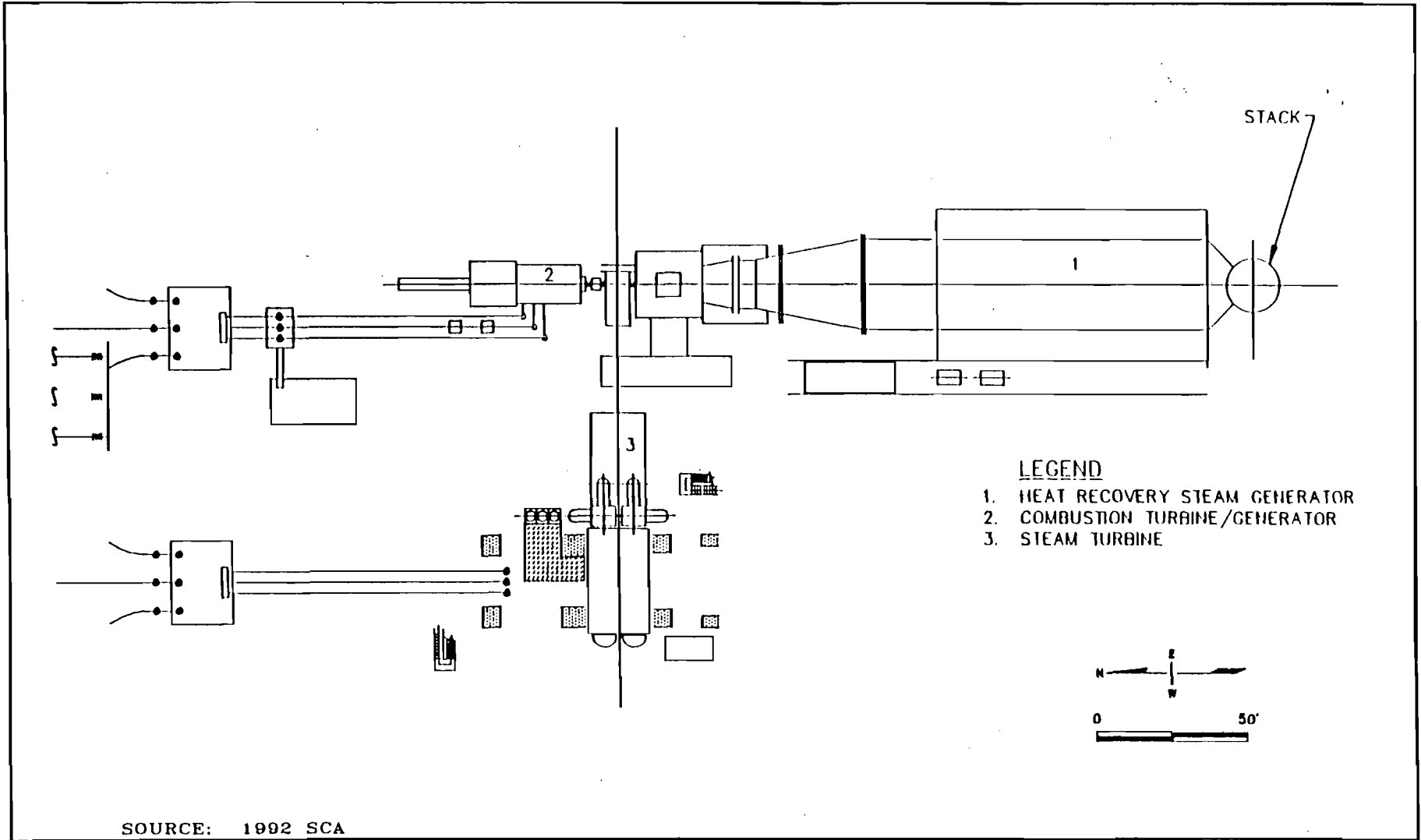


SOURCE: 1992 SCA



**SITE ARRANGEMENT  
(940 MW)**

**ATTACHMENT HEC-FE-3**  
**PROCESS FLOW DIAGRAM**



SOURCE: 1992 SCA



HINES ENERGY COMPLEX

# LAYOUT FOR ONE CC UNIT (235 MW)



**ATTACHMENT HEC-FE-4**

**PRECAUTIONS TO PREVENT EMISSIONS OF UNCONFINED PARTICULATE  
MATTER**

**ATTACHMENT HEC-FE-4**  
**PRECAUTIONS TO PREVENT EMISSIONS**  
**OF UNCONFINED PARTICULATE MATTER**

The facility has negligible amounts of unconfined particulate matter as a result of the operation of the facility. Potential examples of particulate matter include:

- Fugitive dust from paved and unpaved roads, and
- Fugitive particulates from the use of bagged chemical products.

Operational measures are undertaken at the facility which also minimize particulate emissions, in accordance with 62-296.310(3), F.A.C.:

- Maintenance of paved areas as needed,
- Regular mowing of grass and care of vegetation, and
- Limiting access to plant property by unnecessary vehicles.

**ATTACHMENT HEC-FE-5**

**FUGITIVE EMISSIONS IDENTIFICATION**

## ATTACHMENT HEC-FE-5 FUGITIVE EMISSIONS IDENTIFICATION

Many fugitive emissions at the plant site have been classified as "trivial activities" (as presented in EPA's memorandum, "White Paper for Streamlined Development of Part 70 Permit Applications," July 10, 1995). As a result, these activities are not included as part of this permit application. For example, emissions from general plant maintenance and upkeep activities at the facility would be considered fugitive emissions, but have been judged to be trivial since these activities are not conducted as part of a manufacturing process, not related to the source's primary business activity, and do not otherwise trigger a permit modification.

Fugitive emissions that may result from the operation of activities that are not trivial at the facility are addressed in Emission Unit No. 4. This emission unit contains information on fugitive emissions that occur on a facility-wide basis. A summary of potential fugitive emission sources at the facility is presented in the following sections.

### **Criteria and Precursor Air Pollutants**

FPC has not identified fugitive emissions of sulfur dioxide, nitrogen oxides, carbon monoxide, or lead compounds which would exceed the thresholds defined in the permit application instructions.

### **Volatile Organic Compounds (VOCs)**

Fugitive emissions of VOCs include those resulting from the use of cleaners and solvents for maintenance and operation. VOCs are also emitted by the various fuel oil storage tanks on the plant property and generator and turbine lube oil vents.

### **Fugitive HAPs Emissions**

The following hazardous air pollutants are or may be present on the facility property and are potential sources of fugitive HAPs emissions:

- benzene
- chlorine
- hydrochloric acid
- mercury compounds
- methyl ethyl ketone
- toluene
- xylene

**Benzene** - Present in unleaded gasoline. The facility maintains a storage tank for unleaded gasoline. These emissions have been calculated to be significantly less than 1 TPY.

**Chlorine** - Used for water treatment at the facility.

**Hydrochloric Acid** - The facility may utilize hydrochloric acid in the chemistry laboratory for use in analytical procedures.

**Mercury Compounds** - The facility uses mercury-containing compounds in the chemistry laboratory for use in analytical procedures and flow-measuring equipment.

**Methyl Ethyl Ketone, Toluene, Xylene** - The facility uses paint thinners and solvents (which may contain MEK, toluene, or xylene) for use in plant maintenance activities. These containers are kept closed and are stored in weather-tight buildings. These emissions as a whole are addressed in the VOC section (preceding page).

**Regulated Toxic or Flammable Substances**

The following regulated toxic or flammable substances are or may be present at the FPC facility:

- chlorine
- hydrazine
- hydrochloric acid
- nitric acid
- acetylene

**Chlorine, Hydrazine, Hydrochloric Acid** - Considered above.

**Nitric Acid** - Nitric acid may be used in the chemistry laboratory for use in analytical procedures.

**Acetylene** - Present on the facility property in 250-lb cylinders which are used for plant maintenance (welding and cutting).

**ATTACHMENT HEC-FE-8**

**LIST OF EQUIPMENT / ACTIVITIES REGULATED – TITLE VI**

The FPC Hines Energy Complex currently has several refrigeration and air-conditioning units on the plant site. Of these, none of the air-conditioning units currently exceed the 50-pound threshold established by the Department for reporting.

**ATTACHMENT HEC-FE-9**  
**ALTERNATIVE METHODS OF OPERATION**

The two Hines Energy Complex combustion turbines are permitted to burn an aggregate total of 13,762,806 gallons per year of fuel oil. This is equivalent to an aggregate total of 1,000 hours per year of operation at full load between the two combustion turbines. Therefore, each of the combustion turbines may burn either no fuel oil or as much as the 13,762,806 gallons per year allowed.



**ATTACHMENT HEC-FE-11**

**LIST OF ADDITIONAL APPLICABLE REQUIREMENTS**

RECEIVED

OCT 01 1998

Environmental Services  
Department

STATE OF FLORIDA  
DEPARTMENT OF ENVIRONMENTAL PROTECTION  
NOTICE OF FINAL PERMIT MODIFICATION

In the Matter of an  
Application for Permit Modification

Mr. W. Jeffrey Pardue  
Director of Environmental Services Dept.  
Florida Power Corporation  
3201 34th Street South  
St. Petersburg, Florida 33733

Permit: PSD-FL-195A / PA-92-33

Enclosed is the Final Permit Modification which reflects the use of SCR and the technical specifications of the new Westinghouse combined cycle combustion turbines. This permit is issued pursuant to Chapter 403, Florida Statutes and 62-4 through 297 F.A.C and 40 CFR 52.21-Prevention of Significant Deterioration (PSD).

Any party to this order (permit) has the right to seek judicial review of the permit pursuant to Section 120.68, F.S., by the filing of a Notice of Appeal pursuant to Rule 9.110, Florida Rules of Appellate Procedure, with the Clerk of the Department in the Legal Office; and by filing a copy of the Notice of Appeal accompanied by the applicable filing fees with the appropriate District Court of Appeal. The Notice of Appeal must be filed within 30 (thirty) days from the date this Notice is filed with the Clerk of the Department.

Executed in Tallahassee, Florida.



C.H. Fancy, P.E., Chief  
Bureau of Air Regulation


CERTIFICATE OF SERVICE

The undersigned duly designated deputy agency clerk hereby certifies that this NOTICE OF FINAL PERMIT (including the FINAL permit) was sent by certified mail (\*) and copies were mailed by U.S. Mail before the close of business on 9-29-98 to the person(s) listed:

Mr. W Jeffrey Pardue \*  
Mr. Doug Neeley, EPA  
Mr. John Bunyak, NPS  
Mr. Bill Thomas, SWD  
Mr. Hamilton Oven, OSC

Clerk Stamp

FILING AND ACKNOWLEDGMENT FILED, on this date, pursuant to §120.52, Florida Statutes, with the designated Department Clerk, receipt of which is hereby acknowledged.

  
(Clerk)

9-29-98  
(Date)

## FINAL DETERMINATION

Florida Power Corporation

Permit Modification for Westinghouse CTs with SCR and Other Changes  
Hines Energy Complex  
Combined Cycle Project  
Power Block 1


Polk County

Construction Permit No. PSD-FL-195A / PA-92-33

Florida Power Corporation submitted an application to modify permit No. PSD-FL-195 to install a Selective Catalytic Reduction (SCR) system and to reflect the technical specifications of the combustion turbines installed at its Combined Cycle Facility located near Fort Meade, Polk County.

No comments were received during the public notice period. With this action the Department modifies the construction permit in accordance with the Intent To Issue PSD Permit Modification with the following minor changes:

1. The custom fuel monitoring schedule has been revised to reflect recent guidance from EPA.
2. Minor clarifications were made to certain Specific Conditions regarding testing.



# Department of Environmental Protection

Lawton Chiles  
Governor

Twin Towers Office Building  
2600 Blair Stone Road  
Tallahassee, Florida 32399-2400

Virginia B. Wetherell  
Secretary

**PERMITTEE:**  
Florida Power Corporation  
3201 34th Street South  
St. Petersburg, FL 33733

**Permit Number:** PSD-FL-195A/PA-92-33  
**Issued:** 3/1/94 **Revised:** 9/28/98  
**Expiration Date:** November 1, 2000  
**County:** Polk  
**Latitude/Longitude:** 27°47'19"N/81°52'10"W  
**Project:** 485 MW Combined Cycle

This permit is issued under the provisions of Chapter 403, Florida Statutes, and Florida Administrative Code Chapters 62-212 and 62-4. The above named permittee is hereby authorized to perform the work or operate the facility shown on the application and approved drawings, plans, and other documents attached hereto or on file with the Department and specifically described as follows:

For two combined cycle combustion turbines (CTs) with maximum allowable heat input based on the higher heating value (HHV) at 59°F of 1,757 MMBtu/hr/unit (natural gas) and 1,846 MMBtu/hr/unit (oil) to be located at the Hines Energy Complex near Fort Meade, Florida. Power Block 1 consists of two combined cycle combustion turbines for a total of 485 MW, a 99 MMBtu/hr auxiliary boiler (Subpart Dc), a 1,300 KW diesel generator and a 97,570 barrel fuel oil storage tank (Subpart Kb). The combustion turbines are Westinghouse Model 501FC or equivalent and rated at approximately 165 MW in simple cycle and equipped with dry low NO<sub>x</sub> combustors and/or Selective Catalytic Reduction (SCR) for natural gas firing and wet injection for fuel oil firing. Each combustion turbine will incorporate an unfired heat recovery steam generator.

The source shall be constructed in accordance with the permit application, plans, documents, amendments and drawings, except as otherwise noted in the General and Specific Conditions.

Howard L. Rhodes, Director  
Division of Air Resources  
Management

Relevant documents are listed below:

1. Florida Power Corporation (FPC) application received August 4, 1992.
2. The Department's letters dated August 31 and November 13, 1992.
3. FPC's letters dated October 13 and November 30, 1992; June 27 and September 9, 1996; February 18 and June 30, 1998; and the SCR Technical Specification received August 3, 1998.

*"Protect, Conserve and Manage Florida's Environment and Natural Resources"*

PERMITTEE:  
Florida Power Corporation

Permit Number: PA-92-33; PSD-FL-195A  
Expiration Date: November 1, 2000

4. Westinghouse 501FC tables or curves showing Heat Input vs. Compressor Inlet Temperature and Nitrogen Oxide Emissions vs Compressor Inlet Temperature shall be attachments to and are part of this permit.

GENERAL CONDITIONS:

1. The terms, conditions, requirements, limitations, and restrictions set forth in this permit are "Permit Conditions" and are binding and enforceable pursuant to Sections 403.161, 403.727, or 403.859 through 403.861, Florida Statutes. The permittee is placed on notice that the Department will review this permit periodically and may initiate enforcement action for any violation of these conditions.
2. This permit is valid only for the specific processes and operations applied for and indicated in the approved drawings or exhibits. Any unauthorized deviation from the approved drawings, exhibits, specifications, or conditions of this permit may constitute grounds for revocation and enforcement action by the Department.
3. As provided in Subsections 403.087(6) and 403.722(5), Florida Statutes, the issuance of this permit does not convey any vested rights or any exclusive privileges. Neither does it authorize any injury to public or private property or any invasion of personal rights, nor any infringement of federal, state or local laws or regulations. This permit is not a waiver of or approval of any other Department permit that may be required for other aspects of the total project which are not addressed in the permit.
4. This permit conveys no title to land or water, does not constitute State recognition or acknowledgment of title, and does not constitute authority for the use of submerged lands unless herein provided and the necessary title or leasehold interests have been obtained from the State. Only the Trustees of the Internal Improvement Trust Fund may express State opinion as to title.
5. This permit does not relieve the permittee from liability for harm or injury to human health or welfare, animal, or plant life, or property caused by the construction or operation of this permitted source, or from penalties therefore; nor does it allow the permittee to cause pollution in contravention of Florida Statutes and Department rules, unless specifically authorized by an order from the Department.
6. The permittee shall properly operate and maintain the facility and systems of treatment and control (and related appurtenances) that are installed or used by the permittee to achieve compliance with the conditions of this permit, as required by Department rules. This provision includes the operation of backup or auxiliary facilities or similar systems when necessary to achieve compliance with the conditions of the permit and when required by Department rules.
7. The permittee, by accepting this permit, specifically agrees to allow authorized Department personnel, upon presentation of credentials or other documents as may be required by law and at a reasonable time, access to the premises, where the permitted activity is located or conducted to:
  - a. Have access to and copy any records that must be kept under the conditions of the permit;
  - b. Inspect the facility, equipment, practices, or operations regulated or required under this permit; and
  - c. Sample or monitor any substances or parameters at any location reasonably necessary to assure compliance with this permit or Department rules.

Reasonable time may depend on the nature of the concern being investigated.

8. If, for any reason, the permittee does not comply with or will be unable to comply with any condition or limitation specified in this permit, the permittee shall immediately provide the Department with the following information:
  - a. A description of and cause of non-compliance; and
  - b. The period of noncompliance, including dates and times; or, if not corrected, the anticipated time the non-compliance is expected to continue, and steps being taken to reduce, eliminate, and prevent recurrence of the non-compliance.The permittee shall be responsible for any and all damages which may result and may be subject to enforcement action by the Department for penalties or for revocation of this permit.
9. In accepting this permit, the permittee understands and agrees that all records, notes, monitoring data and other information relating to the construction or operation of this permitted source which are submitted to the Department may be used by the Department as evidence in any enforcement case involving the permitted source arising under the Florida Statutes or Department rules, except where such use is prescribed by Sections 403.73 and 403.111, Florida Statutes. Such evidence shall only be used to the extent it is consistent with the Florida Rules of Civil Procedure and appropriate evidentiary rules.
10. The permittee agrees to comply with changes in Department rules and Florida Statutes after a reasonable time for compliance, provided, however, the permittee does not waive any other rights granted by Florida Statutes or Department rules.
11. This permit is transferable only upon Department approval in accordance with Florida Administrative Code Rules 62-4.120 and 62-730.300, F.A.C., as applicable. The permittee shall be liable for any non-compliance of the permitted activity until the transfer is approved by the Department.
12. This permit or a copy thereof shall be kept at the work site of the permitted activity.
13. This permit also constitutes:
  - (X) Determination of Best Available Control Technology (BACT)
  - (X) Determination of Prevention of Significant Deterioration (PSD)
  - (X) Compliance with New Source Performance Standards(NSPS)
14. The permittee shall comply with the following:
  - a. Upon request, the permittee shall furnish all records and plans required under Department rules. During enforcement actions, the retention period for all records will be extended automatically unless otherwise stipulated by the Department.
  - b. The permittee shall hold at the facility or other location designated by this permit records of all monitoring information (including all calibration and maintenance records and all original strip chart recordings for continuous monitoring instrumentation) required by the permit, copies of all reports required by this permit, and records of all data used to complete the application for this permit. These materials shall be retained at least three years from the date of the sample, measurement, report, or application unless otherwise specified by Department rule.
  - c. Records of monitoring information shall include:
    - the date, exact place, and time of sampling or measurements;
    - the person responsible for performing the sampling or measurements;

- the dates analyses were performed;
  - the person responsible for performing the analyses;
  - the analytical techniques or methods used; and
  - the results of such analyses.
15. When requested by the Department, the permittee shall within a reasonable time furnish any information required by law which is needed to determine compliance with the permit. If the permittee becomes aware that relevant facts were not submitted or were incorrect in the permit application or in any report to the Department, such facts or information shall be corrected promptly.
16. Circumvention. No person shall circumvent any air pollution control device, or allow the emission of air pollutants without the applicable air pollution control device operating properly pursuant to Rule 62-210.650 F.A.C.

#### SPECIFIC CONDITIONS:

The construction and operation of the Hines Energy Complex (Project) shall be in accordance with all applicable provisions of Chapters 62-210 to 297, F.A.C. and NSPS Subparts GG, Dc, and Kb. The following emission limitations and conditions reflect BACT determinations for the Power Block 1- 485 MW (two combined cycle combustion turbines and auxiliary equipment) of generating capacity for which the need has been determined. BACT determinations for the remaining phases will be made upon review of supplemental applications. In addition to the foregoing, the Project shall comply with the following conditions of certification as indicated.

#### A. General Requirements

1. The maximum heat input (HHV) to each combustion turbine (CT) at an ambient temperature of 59° F shall neither exceed 1,757 MMBtu/hr while firing natural gas, nor 1,846 MMBtu/hr while firing fuel oil. Heat input may vary depending on ambient conditions and the CT characteristics. Manufacturer's curves or equations for correction to other temperatures shall be provided to DEP for review 90 days after selection of the CT. Subject to approval by the Department for technical validity applying sound engineering principles, the manufacturer's curves shall be used to establish heat input rates over a range of temperatures for the purpose of compliance determination.
2. Each of the two CTs in Power Block 1 may operate continuously, i.e., 8,760 hrs/year.
3. Only natural gas (NG) or low sulfur fuel oil shall be fired in each combustion turbine. Only low sulfur fuel oil shall be fired in the diesel generator. The maximum sulfur content of the low sulfur fuel oil shall not exceed 0.05 percent, by weight. Only natural gas shall be fired in the auxiliary boiler.
4. The maximum heat input to the auxiliary boiler shall not exceed 99 MMBtu/hr. Fuel consumption shall be measured and recorded for the auxiliary boiler.
5. The maximum allowable fuel oil consumption for the two turbines is 13,762,806 gallons per year, which is equivalent to an aggregate of 1,000 hours per year of operation at full load.
6. The permittee shall have the option of installing duct module(s) suitable for possible future installation of an oxidation catalyst and/or SCR equipment on each combined cycle generating unit. In the event that the module(s) are not installed in the Heat Recovery Steam Generator (HRSG), the retrofit costs

associated with not making provisions for such technology (initially) shall not be considered in any future economic evaluation to justify not installing SCR or an oxidation catalyst.

7. Fugitive dust emissions during the construction period shall be minimized by covering or watering dust generation areas.
8. If site construction does not commence on Power Block I (485 MW) within 18 months of issuance of this permit, then FPC may request an extension of the 18-month period, provided that such request is received by the Department's Bureau of Air Regulation at least 90 days prior to the expiration date. Such a request shall identify the progress made toward commencement of the construction of the site and the expected time required to start and complete construction of the initial phase. The Department may grant the extension upon a satisfactory showing that the extension is justified. Units to be constructed or modified in later phases of the project will be reviewed under the supplementary review process of the Power Plant Siting Act. If site construction has not commenced within 18 months of issuance of this certification, then FPC shall obtain from DEP a review and, if necessary, a modification of the BACT determination and allowable emissions for the unit(s) on which construction has not commenced [40 CFR 52.21(r)(2)].

**B. Emission Limits**

1. The maximum allowable emissions from each of the two CTs, when firing natural gas or low sulfur fuel oil, in accordance with the BACT determination and subsequent data from Westinghouse, shall not exceed the following (at 59° F reference temperature for NO<sub>x</sub> emissions) (except during periods of start up, shutdown, malfunction):

**EMISSIONS LIMITATIONS**

<u>POLLUTANT</u>	<u>FUEL</u>	<u>BASIS(g)</u>	<u>LB/HR/CT</u>	<u>TPY(b)</u>
NO <sub>x</sub> (a)	Gas	12 ppmvd (h)	73(i)	639
	Oil	42 ppmvd (c) (h)	305	153
VOC (d)	Gas	7 ppmvw	10.4	91
	Oil	10 ppmvw	19.0	5.6
CO	Gas	25 ppmvd	77	675
	Oil	30 ppmvd	93	47
PM/PM <sub>10</sub>	Gas		15.6	79
	Oil(e)		44.8	21
SO <sub>2</sub>	Gas(f)		4.7	44
	Oil(f)		94	47
Visible Emissions	Gas	10 percent opacity		
	Oil	20 percent opacity		

- a. Pollutant emission rates may vary depending on ambient conditions (compressor inlet temperatures) and the CT characteristics. Manufacturer's curves for the NO<sub>x</sub> emission rate correction to other temperatures at different loads shall be provided to DEP for review 90 days



after selection of the CT. Subject to approval by the Department for technical validity applying sound engineering principles, the manufacturer's curves shall be used to establish pollutant emission rates over a range of temperatures for the purpose of compliance determination. Emission limitations in LB/HR/CT of NO<sub>x</sub> are blocked 24-hour averages (midnight to midnight) and are calculated as follows:

NO<sub>x</sub> emissions shall be determined continuously by a Continuous Emissions Monitoring System (CEMS). A CEMS operated and maintained in accordance with 40 CFR 75 shall be used. Compliance with the NO<sub>x</sub> emissions standards in the above table shall be demonstrated with this CEMS system based on a 24-hour block average. Based on CEMS data at the end of each operating day, new 24-hour average emission rates, both actual and allowable (based on compressor inlet temperatures) are calculated from the arithmetic average of all valid hourly emission rates during the previous 24 operating hours. Valid hourly emission rates shall not include periods of startup (including fuel switching), shutdown, or malfunction as defined in Rule 62-210.200 where emissions exceed the NO<sub>x</sub> standard. These excess emission periods shall be reported as required in Specific Condition E.2.f. A valid hourly emission rate shall be calculated for each hour in which two NO<sub>x</sub> and carbon dioxide (or oxygen) concentrations are obtained at least 15 minutes apart. When monitoring data is not available, substitution for missing data shall be handled as required by Title IV (40 CFR 75) to calculate the 24-hour block average.

- b. Annual emission limits (TPY) for natural gas are based on a total of two CTs operating at full load 8,760 hours per year (i.e., NO<sub>x</sub> - 73 lbs/hr X 2 CTs X 8,760 hrs/yr X 1 ton/2,000 lbs = 639 TPY). Annual emission limits (TPY) for fuel oil are based on full load operation for a total of 1,000 hours per year for the two CTs (i.e., NO<sub>x</sub> - 305 lbs/hr X 1,000 hrs/yr X 1 ton/2,000 lbs = 153 TPY).
- c. Fuel oil NO<sub>x</sub> emissions are based on full load operation and 15 percent oxygen. For fuel oil firing, NO<sub>x</sub> levels of 42 ppmvd @ 15 percent O<sub>2</sub> are based on a fuel bound nitrogen content of 0.015 percent or less. The emission limit for NO<sub>x</sub> is adjusted as follows for higher fuel nitrogen contents up to a maximum of 0.030 percent by weight:

<u>FUEL BOUND NITROGEN NO<sub>x</sub> LEVELS</u> <u>(% BY WEIGHT)</u>	<u>NO<sub>x</sub> LEVELS</u> <u>(PPMVD @ 15% O<sub>2</sub>)</u>	<u>NO<sub>x</sub> EMISSIONS</u> <u>LB/HR/CT</u>	<u>NO<sub>x</sub> EMISSIONS</u> <u>TPY</u>
0.015 or less	42	305	153
0.020	44	320	160
0.025	46	334	167
0.030	48	349	175

using the formula  $STD = 0.0042 + F$  where:

STD = allowable NO<sub>x</sub> emissions (percent by volume at 15 percent O<sub>2</sub> and on a dry basis).

F = NO<sub>x</sub> emission allowance for fuel-bound nitrogen defined by the following table:

<u>FUEL-BOUND NITROGEN (% BY WEIGHT)</u>	<u>F (NO<sub>x</sub> % BY VOLUME)</u>
0 < N < 0.015	0
0.015 < N < 0.03	0.04(N-0.015)

where: N = the nitrogen content of the fuel (% by weight).

NO<sub>x</sub> emissions limits are preliminary for the fuel oil specified in Specific Condition No. A.3. FPC shall maintain fuel bound nitrogen content data for the low sulfur fuel oil prior to commercial

- operation. Adjustments of the NO<sub>x</sub> standard (up and down) shall be calculated and recorded based upon a volume weighted average of the nitrogen content of each bulk fuel oil shipment and the nitrogen content of the existing fuel in the storage tank. The NO<sub>x</sub> emission allowance (F) for fuel oil shall not be adjusted between fuel oil shipments. Records for these adjusted standards shall be kept on site for a minimum of 5 years.
- d. Exclusive of background concentrations.
  - e. PM/PM<sub>10</sub> emission limitations include sulfuric acid mist.
  - f. SO<sub>2</sub> emissions are based on a maximum of 1 grain of S/100cf of natural gas and 0.05 percent sulfur in the fuel oil.
  - g. The values are the computational basis for the lb/hr numbers, which are the actual emission limitations. Once a combustion turbine manufacturer has been selected, it may be necessary to modify this basis. If this basis is to be modified, a professional engineer-certified equivalency analysis by the manufacturer must be submitted to the Department. The equivalency analysis will recommend an emissions normalizing basis (i.e., lb/hr, lb/MMBtu, lb/MWh, or ppmvd) and associated emissions appropriate for the specific manufacturer's equipment. If the equivalency analysis demonstrates an impact equal to or less than the current lb/hr limit, the Department shall amend the conditions to reflect the alternate basis. The characteristics and parameters of the CT selected will be reflected in other permit conditions, where appropriate.
  - h. At 15 percent O<sub>2</sub>, not ISO corrected.
  - i. Control of nitrogen oxides from each CT while firing natural gas shall be accomplished using dry low NO<sub>x</sub> burners (DLN) and SCR. Ammonia slip shall not exceed 10 ppm. If the Westinghouse Piloted Ring Combustor (PRC) or a more advanced DLN burner is developed which is able to comply with the emission limits (listed in the above table) and is installed by November 1, 2000 the SCR system may be removed and replaced with these new burners upon 30 days prior notice to DEP. This action would implement the original BACT for NO<sub>x</sub> and would not be subject to PSD review. This notice shall include information on the new burners which provides reasonable assurance and PE certification that these DLN burners can consistently meet the BACT emission limits. In this case the new dry low NO<sub>x</sub> burners shall be tested in accordance with the initial performance test as described in Section C.1 within 180 days of startup with the new burners.

The following CT emissions, determined by BACT, are tabulated for PSD purposes:

ESTIMATED EMISSIONS

POLLUTANT	METHOD OF CONTROL	Basis(b)
Benzene	Natural Gas	BACT
Inorganic Arsenic	No. 2 Fuel Oil(a)	BACT
Beryllium	No. 2 Fuel Oil (a)	BACT
Mercury	No. 2 Fuel Oil(a)	(c)
Pb	No. 2 Fuel Oil (a)	(c)

- a. The No. 2 fuel oil shall have a maximum sulfur content of 0.05 percent.
- b. Since these pollutants are inherent constituents in the fuel, the basis for control will be by specifying that only natural gas and No. 2 fuel oil can be fired at the facility.
- c. Below PSD significant emission levels.

3. Excess emissions from a turbine resulting from start up, shutdown, malfunction, or load change shall be acceptable providing (1) best operational practices to minimize emissions are adhered to and (2) the duration of excess emissions shall be minimized but in no case exceed two hours in any 24 hour period unless specifically authorized by the Department for a longer duration. The permittee shall provide a general description of the procedures to be followed during periods of start up, shutdown, malfunction, or load change to ensure that the best operational practices to minimize emissions will be adhered to and the duration of any excess emissions will be minimized. The description should be submitted to the Department along with the initial compliance test data. The description may be updated as needed by submitting such update to the Department within thirty (30) days of implementation.
4. Operation of the auxiliary steam boiler shall be limited to a maximum of 1000 hours per year and only during periods of cold CT startup or quick startup out of a short-term shutdown mode, when no other source of steam is available or during periodic testing. The following emission limitations shall apply:
  - a.  $\text{NO}_x$  emissions shall not exceed 0.1 lb/MMBtu for natural gas firing based on vendor-certified stack test data for the model of auxiliary boiler purchased.
  - b. Sulfur dioxide emissions shall be limited by firing natural gas.
  - c. Visible emissions shall not exceed 10 percent opacity while burning natural gas.
5. Operation of the emergency diesel generator shall be limited to a maximum of 100 hours per year and only during periods of on site emergency power needs (when no other power source is available) or during periodic testing. The following emission limitations shall apply:
  - a. The manufacturers design  $\text{NO}_x$  emission rate shall not exceed 9.82 grams/hp-hr based on vendor-certified stack test data (or equivalent) on the model of generator purchased. This test data shall be provided to the Department with the initial combustion turbine performance test report.
  - b. Sulfur dioxide emissions shall be limited by firing only low sulfur fuel oil with maximum sulfur content of 0.05 percent by weight.
  - c. Visible emissions shall not exceed 20 percent opacity.

### C. Performance Testing

1. An initial (I) performance test shall be performed on each CT for each fuel. Testing of emissions shall be conducted with the source operating at capacity (maximum heat input rate for the tested operating temperature). Capacity is defined as 90 - 100 percent of permitted capacity. If it is impracticable to test at capacity, then sources may be tested at less than capacity; in this case subsequent source operation is limited to 110 percent of the test load until a new test is conducted. Once the unit is so limited, then operation at higher capacities is allowed for no more than fifteen consecutive days for purposes of additional compliance testing to regain the rated capacity in the permit, with prior notification to the Department. Annual (A) compliance tests shall be performed on each CT with the fuel(s) indicated below. Tests shall be conducted using EPA reference methods in accordance with 40 CFR 60, Appendix A, as adopted by reference in Rule 62-297, F.A.C.:
  - a. Reference Method 5 or 17 for PM (I, A- only for oil and only if fuel oil is fired more than 400 hours for the CT in the previous federal fiscal year).
  - b. Reference Method 9 for VE (I, A- only for oil and only if fuel oil is fired more than 400 hours for the CT in the previous federal fiscal year).

- c. Reference Method 10 for CO (I, A- for gas and annually for oil if fuel oil is fired more than 400 hours for the CT in the previous federal fiscal year).
  - d. Reference Method 20 for NO<sub>x</sub> (I- only for compliance with 40 CFR 60.332 and 40 CFR 60.335).
  - e. Reference Method 18 or Method 25A for VOC (I).
  - f. ASTM D4294 (or equivalent) for sulfur content of distillate oil (I,A), which can be used for determining SO<sub>2</sub> emissions annually.
  - g. ASTM D1072-80, D3031-81, D4084-82, or D3246-81 (or equivalent) for sulfur content of natural gas (I).
  - h. Ammonia (I) by EPA Conditional Test Method CTM-027 or a test method approved by DEP prior to the initial performance test.
  - i. Other DEP approved methods may be used for compliance testing after prior Departmental approval.
2. The maximum sulfur content of the low sulfur fuel oil shall not exceed 0.05 percent by weight. Compliance shall be demonstrated in accordance with the requirements of 40 CFR 60.334 testing for sulfur content of the fuel oil in the storage tanks on each occasion that fuel is transferred to the storage tanks from any other source. Testing for fuel bound nitrogen content by ASTM D3431 or D4629 or other equivalent ASTM method, and for fuel oil higher heating value, shall also be conducted on the same schedule.

#### D. Monitoring Requirements

For each combined cycle unit, the permittee shall install, operate, and maintain a continuous emission monitoring system (CEMS) (in accordance with 40 CFR 60, Appendix F or 40 CFR 75) or use other DEP approved alternate methods to monitor nitrogen oxides and, if necessary, a diluent gas (CO<sub>2</sub> or O<sub>2</sub>). The Federal Acid Rain Program requirements of 40 CFR 75 shall apply when those requirements become effective for the CTs.

1. Each CEMS shall meet performance specifications of 40 CFR 60, Appendix B or 40 CFR 75.
2. CEMS data shall be recorded and reported in accordance with Chapter 40 CFR 60 Appendix A and Subpart GG and 40 CFR 75. The record shall include periods of start up, shutdown, and malfunction. Compliance with condition B.1. for NO<sub>x</sub> shall be determined by CEMS on a mass emission rate basis (LB/HR) using EPA Method 19 and hourly averaged heat inputs (MMBtu/hr).
3. A malfunction means any sudden and unavoidable failure of air pollution control equipment or process equipment to operate in a normal or usual manner. Failures that are caused entirely or in part by poor maintenance, careless operation or any other preventable upset condition or preventable equipment breakdown shall not be considered malfunctions.
4. The procedures under 40 CFR 60.13 and 40 CFR 75 shall be followed for installation, evaluation, and operation of all CEMS.
5. For purposes of the reports required under this permit, excess emissions are defined as any calculated average emission rate, as determined pursuant to Condition B.3 herein, which exceeds the applicable emission limits in Condition B.1.

#### E. Notification, Reporting and Recordkeeping

1. To determine compliance with the natural gas and fuel oil firing heat input limitation, the permittee shall maintain daily records of natural gas and fuel oil consumption for each turbine and the heating value for each fuel. All records shall be maintained for a minimum of two years after the date of each record and shall be made available to representatives of the Department upon request.
2. The project shall comply with all the applicable requirements of Chapter 62, F.A.C., and 40 CFR 60 Subparts A, GG, Dc, and Kb. The requirements shall include:
  - a. CFR 60.7(a)(1) - By postmarking or delivering notification of the start of construction no more than 30 days after such date.
  - b. CFR 60.7(a)(2) - By postmarking or delivering notification of the anticipated date of the initial startup of each CT and the auxiliary steam boiler not less than 30 days prior to such date.
  - c. CFR 60.7(a)(3) - By postmarking or delivering notification of the actual start up of each turbine and the auxiliary steam boiler within 15 days after such date.
  - d. CFR 60.7(a)(5) - By postmarking or delivering notification of the date for demonstrating the CEMS performance, no less than 30 days prior to such date.
  - e. CFR 60.7(a)(6) - By postmarking or delivering notification of the anticipated date for conducting the opacity observations no less than 30 days prior to such date.
  - f. CFR 60.7(b) - By initiating a recordkeeping system to record the occurrence and duration of any start up, shutdown or malfunction of a turbine and the auxiliary steam boiler, of any malfunction of the air pollution control equipment, and the periods when the CEMS is inoperable.
  - g. CFR 60.7(c) - By postmarking or delivering a quarterly excess emissions and monitoring system performance report within 30 days after the end of each calendar quarter. This report shall contain the information specified in 40 CFR 60.7(c) and (d). When firing natural gas or fuel oil in the combustion turbines, the NO<sub>x</sub> CEMS shall be used in lieu of the water/fuel monitoring system and fuel bound nitrogen (FBN) monitoring required for reporting excess emissions in 40 CFR 60.334(c)(1) (1997 version). The calibration of the water/fuel monitoring device required in 40 CFR 60.335 (c)(2) (1997 version) will be replaced by the 40 CFR 75 certification tests of the NO<sub>x</sub> CEMS. Upon request from DEP, the CEMS emission rates for NO<sub>x</sub> shall be corrected to ISO conditions to demonstrate compliance with the NO<sub>x</sub> standard established in 40 CFR 60.332.
  - h. A custom fuel monitoring schedule pursuant to 40 CFR 75 Appendix D for natural gas may be used in lieu of the daily sampling requirements of 40 CFR 60.334 (b)(2) provided the following requirements are met:
    1. The permittee shall apply for an Acid Rain permit within the deadlines specified in 40 CFR 72.30.
    2. The permittee shall submit a monitoring plan, certified by signature of the Designated Representative (DR), that commits to using a primary fuel of pipeline supplied natural gas (sulfur content less than or equal to 20 gr/100 scf pursuant to 40 CFR 75.11(d)(2)).
    3. Each unit shall be monitored for SO<sub>2</sub> emissions using methods consistent with the requirements of 40 CFR 75 and certified by the USEPA.This custom fuel monitoring schedule will only be valid when pipeline natural gas is used as a primary fuel. If the primary fuel for these units is changed to a higher sulfur fuel, SO<sub>2</sub> emissions must be accounted for as required pursuant to 40 CFR 75.11(d).
  - i. CFR 60.8(a) - By conducting all performance tests within 60 days after achieving the maximum turbine and boiler firing rates, but not more than 180 days after the initial start up of each CT and the auxiliary boiler.

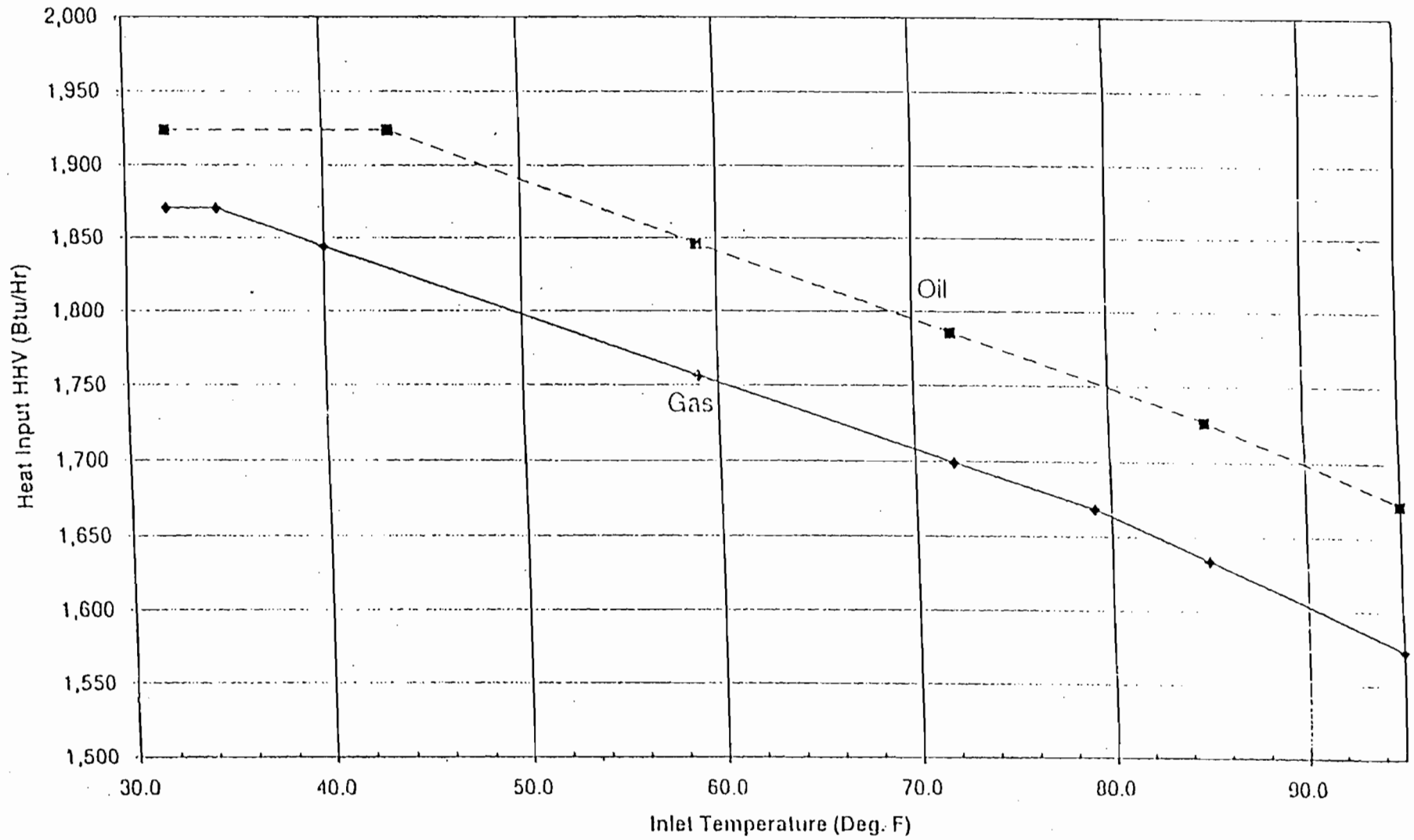
- j. CFR 60.8(d) - By postmarking or delivering notification of the date of each performance test required by this permit at least 30 days prior to the test date; and,
  - k. Rule 62-297.345, F.A.C. - By providing stack sampling facilities where necessary.
- All notifications and reports required by this specific condition shall be submitted to the Department's Air Program, within the Southwest District office. Performance test results shall be submitted within 45 days of completion of such test.
- 3. The following information shall be submitted to the Department's Bureau of Air Regulation within 90 days after selection of each, respectively:
    - a. Description of the final selection of the turbines, the auxiliary steam boiler and diesel generator for installation at the facility. Descriptions shall include the specific make and model numbers, any changes in the proposed method of operation, fuels, emissions or equipment.
    - b. Description of the CEMS selected. Description shall include the type of sensors, the manufacturer and model number of the equipment.
  - 4. The following protocols shall be submitted to the Department's Air Program, within the Southwest District office for approval;
    - a. CEMS Protocol - Within 60 days after selection of the CEMS, but prior to the initial startup, a CEMS protocol describing the system, its installation, operating and maintenance characteristics and requirements. The protocol shall meet the requirements of 40 CFR 60.13, 40 CFR 60 Appendix B and Appendix F or 40 CFR 75. The Federal Acid Rain Program requirements of 40 CFR 75 shall apply when those requirements become effective within the state.
    - b. Performance Test Protocol - At least 30 days prior to conducting the initial performance tests required by this permit, the permittee shall submit to the Department's Air Program, within the Southwest District office, a protocol outlining the procedures to be followed, the test methods and any differences between the reference methods and the test methods proposed to be used to verify compliance with the conditions of this permit. The Department shall approve the testing protocol provided that it meets the requirements of this permit.

#### **F. Modifications**

The permittee shall give written notification to the Department when there is any modification to this facility. This notice shall be submitted sufficiently in advance of any critical date involved to allow sufficient time for review, discussion, and revision of plans, if necessary. Such notice shall include, but not be limited to, information describing the precise nature of the change; modifications to any emission control system; production capacity of the facility before and after the change; and the anticipated completion date of the change.

# Heat Input

## Heat Input (HHV) vs. Inlet Temperature



Florida Power Corporation - Hines Energy Project  
NOx Emission Rates

Gas Fuel		Oil Fuel	
Temp. °F	NOx, lb/hr	Temp. °F	NOx, lb/hr
20	78.00	20	316.00
21	78.00	21	316.08
22	78.00	22	316.17
23	78.00	23	316.25
24	78.00	24	316.33
25	78.00	25	316.42
26	78.00	26	316.50
27	78.00	27	316.58
28	78.00	28	316.67
29	78.00	29	316.75
30	78.00	30	316.83
31	78.00	31	316.92
32	78.00	32	317.00
33	78.00	33	317.00
34	78.00	34	317.00
35	78.00	35	317.00
36	77.80	36	317.00
37	77.60	37	317.00
38	77.40	38	317.00
39	77.20	39	317.00
40	77.00	40	317.00
41	76.79	41	317.00
42	76.58	42	317.00
43	76.37	43	317.00
44	76.16	44	316.25
45	75.95	45	315.50
46	75.74	46	314.75
47	75.53	47	314.00
48	75.32	48	313.25
49	75.11	49	312.50
50	74.89	50	311.75
51	74.68	51	311.00
52	74.47	52	310.25
53	74.26	53	309.50
54	74.05	54	308.75
55	73.84	55	308.00
56	73.63	56	307.25
57	73.42	57	306.50
58	73.21	58	305.75
59	73.00	59	305.00
60	72.85	60	304.46
61	72.69	61	303.92
62	72.54	62	303.38
63	72.38	63	302.85
64	72.23	64	302.31
65	72.08	65	301.77
66	71.92	66	301.23
67	71.77	67	300.69



Florida Power Corporation - Hines Energy Project  
NOx Emission Rates

68	71.62	68	300.15
69	71.46	69	299.62
70	71.31	70	299.08
71	71.15	71	298.54
72	71.00	72	298.00
73	70.86	73	297.23
74	70.71	74	296.46
75	70.57	75	295.69
76	70.43	76	294.92
77	70.29	77	294.15
78	70.14	78	293.38
79	70.00	79	292.62
80	69.83	80	291.85
81	69.67	81	291.08
82	69.50	82	290.31
83	69.33	83	289.54
84	69.17	84	288.77
85	69.00	85	288.00
86	68.80	86	287.30
87	68.60	87	286.60
88	68.40	88	285.90
89	68.20	89	285.20
90	68.00	90	284.50
91	67.80	91	283.80
92	67.60	92	283.10
93	67.40	93	282.40
94	67.20	94	281.70
95	67.00	95	281.00

**ATTACHMENT HEC-FE-12**

**COMPLIANCE ASSURANCE MONITORING PLAN**

**ATTACHMENT HEC-FE-12**  
**COMPLIANCE ASSURANCE MONITORING PLAN**

Compliance assurance monitoring plan will be submitted to the implementing agency by the required date.

**ATTACHMENT HEC-FE-14**  
**COMPLIANCE REPORT AND PLAN**

## **COMPLIANCE REPORT AND PLAN**

The facility and emissions units identified in this application are in compliance with the Applicable Requirements identified in Sections B and D of the application form and attachments referenced in Section E. 11. and L. 12. (if included). Compliance is certified as of the date this application and is submitted to the Florida Department of Environmental Regulation as required in Rule 62-213.420(1)(a) F.A.C. Compliance will be certified no less frequently than annually or as required by the applicable requirement.

**ATTACHMENT HEC-FE-15**  
**COMPLIANCE STATEMENT**

**ATTACHMENT HEC-FE-15  
COMPLIANCE STATEMENT**

I, the undersigned, am the responsible official as defined in Chapter 62-213, F.A.C., of the Title V source for which this report is being submitted. I hereby certify, based on information and belief formed after reasonable inquiry, that the statements made and data contained in this report are true, accurate, and complete.



\_\_\_\_\_  
Signature, Responsible Official

1/15/99  
Date

W. Jeffrey Pardue, C.E.P., Director, Environmental Services Dept.

ATTACHMENT PB 1-EU1-D  
APPLICABLE REQUIREMENTS LISTING



ATTACHMENT PB1-EU1-D

Applicable Requirements Listing

EMISSION UNIT ID: EU1

FDEP Rules:

Air Pollution Control-General Provisions:

- 62-204.800(7)(b)37. (State Only) - NSPS Subpart GG
- 62-204.800(7)(c) (State Only) - NSPS authority
- 62-204.800(7)(d)(State Only) - NSPS General Provisions
- 62-204.800(12) (State Only) - Acid Rain Program
- 62-204.800(13) (State Only) - Allowances
- 62-204.800(14) (State Only) - Acid Rain Program Monitoring
- 62-204.800(16) (State Only) - Excess Emissions (Potentially applicable over term of permit)

Stationary Sources-General:

- 62-210.650 - Circumvention; EUs with control device
- 62-210.700(1) - Excess Emissions;
- 62-210.700(4) - Excess Emissions; poor maintenance
- 62-210.700(6) - Excess Emissions; notification

Acid Rain:

- 62-214.300 - All Acid Rain Units (Applicability)
- 62-214.320(1)(a),(2) - All Acid Rain Units (Application Shield)
- 62-214.330(1)(a)1. - Compliance Options (if 214.430)
- 62-214.340 - Exemptions (new units, retired units)
- 62-214.350(2);(3);(6) - All Acid Rain Units (Certification)
- 62-214.370 - All Acid Rain Units (Revisions; correction; potentially applicable if a need arises)
- 62-214.430 - All Acid Rain Units (Compliance Options-if required)

Stationary Sources-Emission Standards:

- 62-296.320(4)(b)(State Only) - CTs/Diesel Units

Stationary Sources-Emission Monitoring (where stack test is required):

- 62-297.310(1) - All Units (Test Runs-Mass Emission)
- 62-297.310(2)(b) - All Units (Operating Rate; other than CTs;no CT)
- 62-297.310(3) - All Units (Calculation of Emission)
- 62-297.310(4)(a) - All Units (Applicable Test Procedures;Sampling time)
- 62-297.310(4)(b) - All Units (Sample Volume)
- 62-297.310(4)(c) - All Units (Required Flow Rate Range-PM/H2SO4/F)
- 62-297.310(4)(d) - All Units (Calibration)
- 62-297.310(4)(e) - All Units (EPA Method 5-only)
- 62-297.310(5) - All Units (Determination of Process Variables)

- 62-297.310(6)(a) - All Units (Permanent Test Facilities-general)
- 62-297.310(6)(c) - All Units (Sampling Ports)
- 62-297.310(6)(d) - All Units (Work Platforms)
- 62-297.310(6)(e) - All Units (Access)
- 62-297.310(6)(f) - All Units (Electrical Power)
- 62-297.310(6)(g) - All Units (Equipment Support)
- 62-297.310(7)(a)1. - Applies mainly to CTs/Diesels
- 62-297.310(7)(a)2. - FFSG excess emissions
- 62-297.310(7)(a)3. - Permit Renewal Test Required
- 62-297.310(7)(a)4.a - Annual Test
- 62-297.310(7)(a)5. - PM exemption if <400 hrs/yr
- 62-297.310(7)(a)6. - PM FFSG semi annual test required if >200 hrs/yr
- 62-297.310(7)(a)7. - PM quarterly monitoring if >100 hrs/yr
- 62-297.310(7)(a)9. - FDEP Notification - 15 days
- 62-297.310(7)(c) - Waiver of Compliance Tests (Fuel Sampling)
- 62-297.310(8) - Test Reports

**Federal Rules:**

NSPS Subpart GG:

- 40 CFR 60.332(a)(1) - NOx for Electric Utility CTs
- 40 CFR 60.332(a)(3) - NOx for Electric Utility CTs
- 40 CFR 60.333 - SO2 limits
- 40 CFR 60.334 - Monitoring of Operations (Custom Monitoring for Gas)
- 40 CFR 60.335 - Test Methods

NSPS General Requirements:

- 40 CFR 60.7(a)(1) - Notification of Construction
- 40 CFR 60.7(a)(2) - Notification of Initial Start-Up
- 40 CFR 60.7(a)(3) - Notification of Actual Start-Up
- 40 CFR 60.7(a)(4) - Notification and Recordkeeping (Physical/Operational Cycle)
- 40 CFR 60.7(a)(5) - Notification of CEM Demonstration
- 40 CFR 60.7(b) - Notification and Recordkeeping (startup/shutdown/malfunction)
- 40 CFR 60.7(c) - Notification and Recordkeeping (startup/shutdown/malfunction)
- 40 CFR 60.7(d) - Notification and Recordkeeping (startup/shutdown/malfunction)
- 40 CFR 60.7(f) - Notification and Recordkeeping (maintain records-2 yrs)
- 40 CFR 60.8(a) - Performance Test Requirements
- 40 CFR 60.8(b) - Performance Test Notification
- 40 CFR 60.8(c) - Performance Tests (representative conditions)
- 40 CFR 60.8(e) - Provide Stack Sampling Facilities
  
- 40 CFR 60.8(f) - Test Runs
- 40 CFR 60.11(a) - Compliance (ref. S. 60.8 or Subpart; other than opacity)
- 40 CFR 60.11(b) - Compliance (opacity determined EPA Method 9)

- 40 CFR 60.11(c) startup/shutdown/malfunction) - Compliance (opacity; excludes
- 40 CFR 60.11(d) - Compliance (maintain air pollution control equip.)
- 40 CFR 60.11(e)(2) - Compliance (opacity; ref. S. 60.8)
- 40 CFR 60.12 - Circumvention
- 40 CFR 60.13(a) - Monitoring (Appendix B; Appendix F)
- 40 CFR 60.13(c) - Monitoring (Opacity COMS)
- 40 CFR 60.13(d)(1) - Monitoring (CEMS; span, drift, etc.)
- 40 CFR 60.13(d)(2) - Monitoring (COMS; span, system check)
- 40 CFR 60.13(e) - Monitoring (frequency of operation)
- 40 CFR 60.13(f) - Monitoring (frequency of operation)
- 40 CFR 60.13(h) - Monitoring (COMS; data requirements)
  
- Acid Rain-Permits:
- 40 CFR 72.9(a) - Permit Requirements
- 40 CFR 72.9(b) - Monitoring Requirements
- 40 CFR 72.9(c)(1) - SO2 Allowances-hold allowances
- 40 CFR 72.9(c)(2) - SO2 Allowances-violation
- 40 CFR 72.9(c)(3)(iii) - SO2 Allowances-Phase II Units (listed)
- 40 CFR 72.9(c)(4) - SO2 Allowances-allowances held in ATS
- 40 CFR 72.9(c)(5) - SO2 Allowances-no deduction for 72.9(c)(1)(i)
- 40 CFR 72.9(d) - NOx Requirements
- 40 CFR 72.9(e) - Excess Emission Requirements
- 40 CFR 72.9(f) - Recordkeeping and Reporting
- 40 CFR 72.9(g) - Liability
- 40 CFR 72.20(a) - Designated Representative; required
- 40 CFR 72.20(b) - Designated Representative; legally binding
- 40 CFR 72.20(c) - Designated Representative; certification requirements
- 40 CFR 72.21 - Submissions
- 40 CFR 72.22 - Alternate Designated Representative
- 40 CFR 72.23 - Changing representatives; owners
- 40 CFR 72.24 - Certificate of representation
- 40 CFR 72.30(a) - Requirements to Apply (operate)
- 40 CFR 72.30(b)(2) - Requirements to Apply (Phase II-Complete)
- 40 CFR 72.30(c) - Requirements to Apply (reapply before expiration)
- 40 CFR 72.30(d) - Requirements to Apply (submittal requirements)
- 40 CFR 72.31 - Information Requirements; Acid Rain Applications
- 40 CFR 72.32 - Permit Application Shield
- 40 CFR 72.33(b) - Dispatch System ID; unit/system ID
- 40 CFR 72.33(c) - Dispatch System ID; ID requirements
  
- 40 CFR 72.33(d) - Dispatch System ID; ID change
- 40 CFR 72.40(a) - General; compliance plan
- 40 CFR 72.40(b) - General; multi-unit compliance options
- 40 CFR 72.40(c) - General; conditional approval
- 40 CFR 72.40(d) - General; termination of compliance options
- 40 CFR 72.51 - Permit Shield
- 40 CFR 72.90 - Annual Compliance Certification

- Allowances:
- 40 CFR 73.33(a),(c) - Authorized account representative
  - 40 CFR 73.35(c)(1) - Compliance: ID of allowances by serial number
- Monitoring Part 75:
- 40 CFR 75.4 - Compliance Dates;
  - 40 CFR 75.5 - Prohibitions
  - 40 CFR 75.10(a)(1) - Primary Measurement; SO<sub>2</sub>;
  - 40 CFR 75.10(a)(2) - Primary Measurement; NO<sub>x</sub>;
  - 40 CFR 75.10(a)(3)(iii) - Primary Measurement; CO<sub>2</sub>; O<sub>2</sub> monitor
  - 40 CFR 75.10(b) - Primary Measurement; Performance Requirements
  - 40 CFR 75.10(c) - Primary Measurement; Heat Input; Appendix F
  - 40 CFR 75.10(e) - Primary Measurement; Optional Backup Monitor
  - 40 CFR 75.10(f) - Primary Measurement; Minimum Measurement
  - 40 CFR 75.10(g) - Primary Measurement; Minimum Recording
  - 40 CFR 75.11(d) - SO<sub>2</sub> Monitoring; Gas- and Oil-fired units
  - 40 CFR 75.11(e) - SO<sub>2</sub> Monitoring; Gaseous firing
  - 40 CFR 75.12(a) - NO<sub>x</sub> Monitoring; Coal; Non-peaking oil/gas units
  - 40 CFR 75.12(b) - NO<sub>x</sub> Monitoring; Determination of NO<sub>x</sub> emission rate; Appendix F
  - 40 CFR 75.13(b) - CO<sub>2</sub> Monitoring; Appendix G
  - 40 CFR 75.13(c) - CO<sub>2</sub> Monitoring; Appendix F
  - 40 CFR 75.14(c) - Opacity Monitoring; Gas units; exemption
  - 40 CFR 75.20(a) - Initial Certification Approval Process; Loss of Certification
  - 40 CFR 75.20(b) - Recertification Procedures (if recertification necessary)
  - 40 CFR 75.20(c) - Certification Procedures (if recertification necessary)
  - 40 CFR 75.20(d) - Recertification Backup/portable monitor
  - 40 CFR 75.20(f) - Alternate Monitoring system
  - 40 CFR 75.21(a) - QA/QC; CEMS; Appendix B (Suspended 7/17/95-12/31/96)
  - 40 CFR 75.21(c) - QA/QC; Calibration Gases
  - 40 CFR 75.21(d) - QA/QC; Notification of RATA
  - 40 CFR 75.21(e) - QA/QC; Audits
  - 40 CFR 75.21(f) - QA/QC; CEMS (Effective 7/17/96-12/31/96)
  - 40 CFR 75.22 - Reference Methods
  - 40 CFR 75.24 - Out-of-Control Periods; CEMS
  - 40 CFR 75.30(a)(3) - General Missing Data Procedures; NO<sub>x</sub>
  - 40 CFR 75.30(a)(4) - General Missing Data Procedures; SO<sub>2</sub>
  - 40 CFR 75.30(b) - General Missing Data Procedures; certified backup monitor
  - 40 CFR 75.30(c) - General Missing Data Procedures; certified backup monitor
  - 40 CFR 75.30(d) - General Missing Data Procedures; SO<sub>2</sub> (optional before 1/1/97)
  - 40 CFR 75.30(e) - General Missing Data Procedures; bypass/multiple stacks
  - 40 CFR 75.31 - Initial Missing Data Procedures (new/re-certified CMS)

- 40 CFR 75.32
  - 40 CFR 75.33
  - 40 CFR 75.36
  - 40 CFR 75.40
  - 40 CFR 75.41
  - 40 CFR 75.42
  - 40 CFR 75.43
  - 40 CFR 75.44
  - 40 CFR 75.45
  - 40 CFR 75.46
  - 40 CFR 75.47
  - 40 CFR 75.48
  - 40 CFR 75.53
  - 40 CFR 75.54(a)
  - 40 CFR 75.54(b)
  - 40 CFR 75.54(c)
  - 40 CFR 75.54(d)
  - 40 CFR 75.54(e)
  - 40 CFR 75.54(f)
  - 40 CFR 75.55(c)
  - 40 CFR 75.55(e)
  - 40 CFR 75.56
  - 40 CFR 75.60
  - 40 CFR 75.61
  - 40 CFR 75.62
  - 40 CFR 75.63
  - 40 CFR 75.64(a)
  - 40 CFR 75.64(b)
  - statement
  - 40 CFR 75.64(c)
  - 40 CFR 75.64(d)
  - 40 CFR 75.66
  - Appendix A-1
  - Appendix A-2.
  - Appendix A-3.
  - Appendix A-4.
  - Appendix A-5.
  - Appendix A-6.
  - Appendix A-7.
  - Appendix B
  - Appendix C-1.
  - Appendix C-2.
  - Appendix D
  - Appendix F
  - Appendix H
- Monitoring Data Availability for Missing Data
  - Standard Missing Data Procedures
  - Missing Data for Heat Input
  - Alternate Monitoring Systems-General
  - Alternate Monitoring Systems-Precision Criteria
  - Alternate Monitoring Systems-Reliability Criteria
  - Alternate Monitoring Systems-Accessibility Criteria
  - Alternate Monitoring Systems-Timeliness Criteria
  - Alternate Monitoring Systems-Daily QA
  - Alternate Monitoring Systems-Missing data
  - Alternate Monitoring Systems-Criteria for Class
  - Alternate Monitoring Systems-Petition
  - Monitoring Plan ; revisions
  - Record keeping-general
  - Record keeping-operating parameter
  - Record keeping-SO2
  - Record keeping-NOx
  - Record keeping-CO2
  - Record keeping-Opacity
  - General Record keeping (Specific Situations)
  - General Record keeping (Specific Situations)
  - Certification; QA/QC Provisions
  - Reporting Requirements-General
  - Reporting Requirements-Notification cert/recertification
  - Reporting Requirements-Monitoring Plan
  - Reporting Requirements-Certification/Recertification
  - Reporting Requirements-Quarterly reports; submission
  - Reporting Requirements-Quarterly reports; DR
  
  - Rep. Req.; Quarterly reports; Compliance Certification
  - Rep. Req.; Quarterly reports; Electronic format
  - Petitions to the Administrator (if required)
  - Installation and Measurement Locations
  - Equipment Specifications
  - Performance Specifications
  - Data Handling and Acquisition Systems
  - Calibration Gases
  - Certification Tests and Procedures
  - Calculations
    - QA/QC Procedures
  - Missing Data; SO2/NOx for controlled sources
  - Missing Data; Load-Based Procedure; NOx & flow
  - Optional SO2; Oil-/gas-fired units
    - Conversion Procedures
  - Traceability Protocol
- Acid Rain Program-Excess Emissions (these are future requirements):
- 40 CFR 77.3
    - Offset Plans (future)

40 CFR 77.5(b)  
40 CFR 77.6

- Deductions of Allowances (future)
- Excess Emissions Penalties (SO<sub>2</sub> and NO<sub>x</sub>;future)

**ATTACHMENT HEC-EU1-L2**

**FUEL ANALYSES**

## TYPICAL NATURAL GAS ANALYSIS

ANALYSIS	MOLE (%)
Carbon Dioxide	0.873
Ethane	2.824
Hexanes Plus	0.116
Iso-Butane	0.175
Methane	94.850
Nitrogen	0.235
Normal-Butane	0.148
Pentanes Plus	0.085
Propane	0.696
Total:	100.000
Specific Gravity (air at 1)	0.71
Quality Information	Parameters
Heating Value (HHV)	1050 Btu/cf
Total Sulfur (Maximum)	1 grain/100 SCF
Source: Florida Gas Transmission	



## TYPICAL NO. 2 FUEL OIL ANALYSIS

NO. 2 DISTILLATE OIL	PERCENT (BY WEIGHT)
Carbon	85.5
Hydrogen	12.7
Nitrogen	0.2*
Oxygen	1.5
Sulfur	0.05**
Ash	0.01
Lower Heating Value: 18,550 Btu/lb	
Higher Heating Value: 19,200 Btu/lb	
*This is a typical FBN Value. FPC has requested an emissions allowance for FBN of up to 0.030 %, by weight.	
**The sulfur content is the maximum, as required by permit.	
Source: FPC, 1998	

**ATTACHMENT HEC-EU1-L14**

**ACID RAIN PERMIT APPLICATION**

# Phase II Permit Application

For more information, see instructions and refer to 40 CFR 72.30 and 72.31 and Chapter 62-214, F.A.C.

This submission is: New  Revised

## STEP 1

Identify the source by plant name, State, and ORIS code from NADB

Hines Facility Plant Name	FL State	7302 ORIS Code
------------------------------	-------------	-------------------

STEP 2 Enter the boiler ID# from NADB for each affected unit and indicate whether a repowering plan is being submitted for the unit by entering "yes" or "no" at column c. For new units, enter the requested information in columns d and e.

a Boiler ID#	Compliance Plan		d New Units	e New Units
	b	c		
	Unit will hold allowances in accordance with 40 CFR 72.9(c)(1)	Repowering Plan	Commence Operation Date	Monitor Certification Deadline
1A	Yes	No	7/1/98	10/1/98
1B	Yes	No	7/1/98	10/1/98
	Yes			
	Yes			
	Yes			
	Yes			
	Yes			
	Yes			
	Yes			
	Yes			
	Yes			
	Yes			

## STEP 3

Check the box if the response in column c of Step 2 is "Yes for any unit

- For each unit that will be repowered, the Repowering Extension Plan form is included and the Repowering Technology Petition form has been submitted or will be submitted by June 1, 1997.

## BEST AVAILABLE COPY

Plant Name (from Step 1)

## STEP 4

Read the standard requirements and certification, enter the name of the designated representative, and sign and date

## Standard Requirements

Permit Requirements.

- (1) The designated representative of each Acid Rain source and each Acid Rain unit at the source shall:
  - (i) Submit a complete Acid Rain part application (including a compliance plan) under 40 CFR part 72, Rules 62-214.320 and 330, F.A.C. in accordance with the deadlines specified in Rule 62-214.320, F.A.C., and
  - (ii) Submit in a timely manner any supplemental information that the permitting authority determines is necessary in order to review an Acid Rain part application and issue or deny an Acid Rain permit;
- (2) The owners and operators of each Acid Rain source and each Acid Rain unit at the source shall:
  - (i) Operate the unit in compliance with a complete Acid Rain part application or a superseding Acid Rain part issued by the permitting authority; and
  - (ii) Have an Acid Rain Part.

Monitoring Requirements.

- (1) The owners and operators and, to the extent applicable, designated representative of each Acid Rain source and each Acid Rain unit at the source shall comply with the monitoring requirements as provided in 40 CFR part 75, and Rule 62-214.420, F.A.C.
- (2) The emissions measurements recorded and reported in accordance with 40 CFR part 75 shall be used to determine compliance by the unit with the Acid Rain emissions limitations and emissions reduction requirements for sulfur dioxide and nitrogen oxides under the Acid Rain Program.
- (3) The requirements of 40 CFR part 75 shall not affect the responsibility of the owners and operators to monitor emissions of other pollutants or other emissions characteristics at the unit under other applicable requirements of the Act and other provisions of the operating permit for the source.

Sulfur Dioxide Requirements.

- (1) The owners and operators of each source and each Acid Rain unit at the source shall:
  - (i) Hold allowances, as of the allowance transfer deadline, in the unit's compliance subaccount (after deductions under 40 CFR 72.34(c)) not less than the total annual emissions of sulfur dioxide for the previous calendar year from the unit; and
  - (ii) Comply with the applicable Acid Rain emissions limitations for sulfur dioxide.
- (2) Each ton of sulfur dioxide emitted in excess of the Acid Rain emissions limitations for sulfur dioxide shall constitute a separate violation of the Act.
- (3) An Acid Rain unit shall be subject to the requirements under paragraph (1) of the sulfur dioxide requirements as follows:
  - (i) Starting January 1, 2000, an Acid Rain unit under 40 CFR 72.6(a)(2); or
  - (ii) Starting on the later of January 1, 2000 or the deadline for monitor certification under 40 CFR part 75, an Acid Rain unit under 40 CFR 72.6(a)(3).
- (4) Allowances shall be held in, deducted from, or transferred among Allowance Tracking System accounts in accordance with the Acid Rain Program.
- (5) An allowance shall not be deducted in order to comply with the requirements under paragraph (1)(i) of the sulfur dioxide requirements prior to the calendar year for which the allowance was allocated.
- (6) An allowance allocated by the Administrator under the Acid Rain Program is a limited authorization to emit sulfur dioxide in accordance with the Acid Rain Program. No provision of the Acid Rain Program, the Acid Rain permit application, the Acid Rain permit, or the written exemption under 40 CFR 72.7 and 72.8 and no provision of law shall be construed to limit the authority of the United States to terminate or limit such authorization.
- (7) An allowance allocated by the Administrator under the Acid Rain Program does not constitute a property right.

Nitrogen Oxides Requirements. The owners and operators of the source and each Acid Rain unit at the source shall comply with the applicable Acid Rain emissions limitation for nitrogen oxides.

Excess Emissions Requirements.

- (1) The designated representative of an Acid Rain unit that has excess emissions in any calendar year shall submit a proposed offset plan, as required under 40 CFR part 77.
- (2) The owners and operators of an Acid Rain unit that has excess emissions in any calendar year shall:
  - (i) Pay without demand the penalty required, and pay upon demand the interest on that penalty, as required by 40 CFR part 77; and
  - (ii) Comply with the terms of an approved offset plan, as required by 40 CFR part 77.

Recordkeeping and Reporting Requirements.

- (1) Unless otherwise provided, the owners and operators of the source and each Acid Rain unit at the source shall keep on site at the source each of the following documents for a period of 5 years from the date the document is created. This period may be extended for cause, at any time prior to the end of 5 years, in writing by the Administrator or permitting authority:
  - (i) The certificate of representation for the designated representative for the source and each Acid Rain unit at the source and all documents that demonstrate the truth of the statements in the certificate of representation, in accordance with Rule 62-214.350, F.A.C.; provided that the certificate and documents shall be retained on site at the source beyond such 5-year period until such documents are superseded because of the submission of a new certificate of representation changing

Hines Facility  
Plant Name (from Step 1)

BEST AVAILABLE COPY

Recordkeeping and Reporting Requirements (cont.)

the designated representative:

- (ii) All emissions monitoring information, in accordance with 40 CFR part 75;
- (iii) Copies of all reports, compliance certifications, and other submissions and all records made or required under the Acid Rain Program; and,
- (iv) Copies of all documents used to complete an Acid Rain part application and any other submission under the Acid Rain Program or to demonstrate compliance with the requirements of the Acid Rain Program.

(2) The designated representative of an Acid Rain source and each Acid Rain unit at the source shall submit the reports and compliance certifications required under the Acid Rain Program, including those under 40 CFR part 72 subpart I and 40 CFR part 75.

Liability.

- (1) Any person who knowingly violates any requirement or prohibition of the Acid Rain Program, a complete Acid Rain part application, an Acid Rain part, or a written exemption under 40 CFR 72.7 or 72.3, including any requirement for the payment of any penalty owed to the United States, shall be subject to enforcement pursuant to section 113(c) of the Act.
- (2) Any person who knowingly makes a false, material statement in any record, submission, or report under the Acid Rain Program shall be subject to criminal enforcement pursuant to section 113(c) of the Act and 18 U.S.C. 1001.
- (3) No permit revision shall excuse any violation of the requirements of the Acid Rain Program that occurs prior to the date that the revision takes effect.
- (4) Each Acid Rain source and each Acid Rain unit shall meet the requirements of the Acid Rain Program.
- (5) Any provision of the Acid Rain Program that applies to an Acid Rain source (including a provision applicable to the designated representative of an Acid Rain source) shall also apply to the owners and operators of such source and of the Acid Rain units at the source.
- (6) Any provision of the Acid Rain Program that applies to an Acid Rain unit (including a provision applicable to the designated representative of an Acid Rain unit) shall also apply to the owners and operators of such unit. Except as provided under 40 CFR 72.44 (Phase II repowering extension plans), and except with regard to the requirements applicable to units with a common stack under 40 CFR part 75 (including 40 CFR 75.16, 75.17, and 75.13), the owners and operators and the designated representative of one Acid Rain unit shall not be liable for any violation by any other Acid Rain unit of which they are not owners or operators or the designated representative and that is located at a source of which they are not owners or operators or the designated representative.
- (7) Each violation of a provision of 40 CFR parts 72, 73, 75, 77, and 78 by an Acid Rain source or Acid Rain unit, or by an owner or operator or designated representative of such source or unit, shall be a separate violation of the Act.

Effect on Other Authorities. No provision of the Acid Rain Program, an Acid Rain part application, an Acid Rain part, or a written exemption under 40 CFR 72.7 or 72.3 shall be construed as:

- (1) Except as expressly provided in title IV of the Act, exempting or excluding the owners and operators and, to the extent applicable, the designated representative of an Acid Rain source or Acid Rain unit from compliance with any other provision of the Act, including the provisions of title I of the Act relating to applicable National Ambient Air Quality Standards or State Implementation Plans;
- (2) Limiting the number of allowances a unit can hold; *provided*, that the number of allowances held by the unit shall not affect the source's obligation to comply with any other provisions of the Act;
- (3) Requiring a change of any kind in any State law regulating electric utility rates and charges, affecting any State law regarding such State regulation, or limiting such State regulation, including any prudence review requirements under such State law;
- (4) Modifying the Federal Power Act or affecting the authority of the Federal Energy Regulatory Commission under the Federal Power Act; or,
- (5) Interfering with or impairing any program for competitive bidding for power supply in a State in which such program is established.

Certification

I am authorized to make this submission on behalf of the owners and operators of the Acid Rain source or Acid Rain units for which the submission is made. I certify under penalty of law that I have personally examined, and am familiar with, the statements and information submitted in this document and all its attachments. Based on my inquiry of those individuals with primary responsibility for obtaining the information, I certify that the statements and information are to the best of my knowledge and belief true, accurate, and complete. I am aware that there are significant penalties for submitting false statements and information or omitting required statements and information, including the possibility of fine or imprisonment.

Name W. Jeffrey Pardue, C.E.P.

Signature 

Date 7/3/98

STEP 5 (optional)  
Enter the source AIRS  
and FINDS identification

AIRS
FINDS