



UNITED STATES ENVIRONMENTAL PROTECTION AGENCY

REGION IV

345 COURTLAND STREET  
ATLANTA, GEORGIA 30365

DER  
SEP 20 1985  
BAQM

SEP 1 2 1985

REF: 4APT-AP

Mr. Clair Fancy, P. E., Deputy Chief  
Bureau of Air Quality Management  
Florida Department of Environmental  
Regulation  
Twin Towers Office Building  
2600 Blair Stone Road  
Tallahassee, Florida 32301

RE: PSD-FL-107, USS Agri-Chemicals

Dear Mr. Fancy:

This is to acknowledge receipt of your August 23, 1985, PSD final determination for the above referenced company's sulfuric acid plant production increase. By letter dated July 19, 1985, we notified you that this source would not be subject to review under the Region IV Overview of State Programs policy.

We will retain copies of the determinations and permit for our files.

Sincerely yours,

*Bruce P. Miller*

Bruce P. Miller, Acting Chief  
Air Programs Branch  
Air, Pesticides, & Toxics Management Division

- ① ~~Bill~~ Willard 9/73
  - ② Larry
  - ③ Patty - For file
- Clan

STATE OF FLORIDA  
DEPARTMENT OF ENVIRONMENTAL REGULATION

TWIN TOWERS OFFICE BUILDING  
2600 BLAIR STONE ROAD  
TALLAHASSEE, FLORIDA 32301-8241



BOB GRAHAM  
GOVERNOR  
VICTORIA J. TSCHINKEL  
SECRETARY

STATE OF FLORIDA  
DEPARTMENT OF ENVIRONMENTAL REGULATION  
NOTICE OF PERMIT

Mr. J. C. Daniel, Manager  
USS Agri-Chemicals  
P. O. Box 867  
Ft. Meade, Florida 33841

August 23, 1985

Enclosed are Permit Numbers AC 53-103831, 103830, 103829, and 081664 to USS Agri-Chemicals which authorizes increased production in two phosphoric acid and two sulfur acid plants. These permits are issued pursuant to Section 403, Florida Statutes.

Any Party to this permit has the right to seek judicial review of the permit pursuant to Section 120.68, Florida Statutes, by the filing of a Notice of Appeal pursuant to Rule 9.110, Florida Rules of Appellate Procedure, with the clerk of the Department in the Office of General Counsel, 2600 Blair Stone Road, Tallahassee, Florida 32301; and by filing a copy of the Notice of Appeal accompanied by the applicable filing fees with the appropriate District Court of Appeal. The Notice of Appeal must be filed within 30 days from the date this permit is filed with the clerk of the Department.

Sincerely,

C. H. Fancy, P.E.  
Deputy Chief  
Bureau of Air Quality  
Management

Enclosure

cc: John Koogler  
Bill Thomas  
Bruce Miller, FPA

CERTIFICATION

This is to certify that the foregoing Notice of Permit and all copies requested were mailed before the close of business on August 27, 1985.

*C. H. Fancy*

C. H. Fancy, P.E.  
Deputy Chief  
Bureau of Air Quality  
Management  
2600 Blair Stone Road  
Tallahassee, Florida 32301

FILING AND ACKNOWLEDGEMENT  
FILED, on this date, pursuant to  
§120.52(9), Florida Statutes, with  
the designated Department Clerk,  
receipt of which is hereby  
acknowledged.

Patricia G. Adams      8/27/85  
Clerk                              Date

P 085 152 641

RECEIPT FOR CERTIFIED MAIL

NO INSURANCE COVERAGE PROVIDED  
NOT FOR INTERNATIONAL MAIL

(See Reverse)

PS Form 3811, July 1983

**SENDER: Complete items 1, 2, 3 and 4.**

Put your address in the "RETURN TO" space on the reverse side. Failure to do this will prevent this card from being returned to you. The return receipt fee will provide you the name of the person delivered to and the date of delivery. For additional fees the following services are available. Consult postmaster for fees and check box(es) for service(s) requested.

1.  Show to whom, date and address of delivery.

2.  Restricted Delivery.

3. Article Addressed to:  
Mr. J. C. Daniel  
USS Agri-Chemicals  
P. O. Box 867  
Ft. Meade, FL 33841

4. Type of Service: Article Number  
 Registered  Insured  
 Certified  COD P 085 152 641  
 Express Mail

Always obtain signature of addressee or agent and DATE DELIVERED.

5. Signature - Addressee  
X *Pat Pine*

6. Signature - Agent  
X

7. Date of Delivery  
*8-29-85*

8. Addressee's Address (ONLY if requested and fee paid)

DOMESTIC RETURN RECEIPT

PS Form 3800, Feb. 1982 \* U.S. P.O. 1984-446-014

Sent to Mr. J. C. Daniel	
Street and No.	
P.O., State and ZIP Code	
Postage	\$
Certified Fee	
Special Delivery Fee	
Restricted Delivery Fee	
Return Receipt Showing to whom and Date Delivered	
Return receipt showing to whom, Date, and Address of Delivery	
TOTAL Postage and Fees	\$
Postmark or Date 8/27/85	

Final Determination

USS Agri-Chemicals  
Ft. Meade, Florida  
Polk County

Phosphoric Acid Plant Modifications

Plants	Permit Numbers
A	AC 53-103831
B	AC 53-103830

Sulfur Acid Plant Modifications

Plants	Permit Numbers
A	AC 53-103829
B	AC 53-081664

Florida Department Environmental Regulation  
Bureau of Air Quality Management  
Central Air Permitting

August 21, 1985

Final Determination  
USS Agri-Chemicals

The Technical Evaluation and Preliminary Determinations for the proposed increases in production of two phosphoric acid and two sulfuric acid plants at USS Agri-Chemical's Ft. Meade, Polk County, Florida phosphate fertilizer facility were distributed on June 27, 1985. Copies of the evaluations were available for public inspection at the Bartow Public Library and the department's Tampa and Tallahassee offices. The Notice of Proposed Agency Action on the permit applications was published in The Polk County Democrat on July 18, 1985.

The only comment received on the department's intent to issue the permits was a request from the company to remove the limits on the annual hours of operation of the sulfuric acid plants because the company may need the additional production in the future and the modeling results submitted with the original applications showed no violation of PSD increments or ambient air quality standards with continuous operation of the plants.

The bureau has reviewed this matter and confirmed that the applicant's statements are correct. Specific Condition No. 9 in construction permit Nos. AC 53-103829 and AC 53-081664 have been changed to allow continuous operation of the sulfuric acid plants.

No comments were received on proposed permits AC 53-103831 and AC 53-103830 for the phosphoric acid plants.

The final action of the department will be to issue the permits to construct that authorize an increase in production of two sulfuric acid plants as proposed in the Technical Evaluation and Preliminary Determination, with the change in the hours of operation as discussed above, and to issue the permits to construct the phosphoric acid plants as proposed in the determination.

STATE OF FLORIDA  
DEPARTMENT OF ENVIRONMENTAL REGULATION

TWIN TOWERS OFFICE BUILDING  
2600 BLAIR STONE ROAD  
TALLAHASSEE, FLORIDA 32301-8241



BOB GRAHAM  
GOVERNOR

VICTORIA J. TSCHINKEL  
SECRETARY

**PERMITTEE:**  
USS Agri-Chemicals  
P. O. Box 867  
Ft. Meade, Florida 33841

Permit Number: AC 53-103830  
Expiration Date: April 1, 1987  
County: Polk  
Latitude/Longitude: 27° 44' 32"N/  
81° 51' 6"W  
Project: Phosphoric Acid Plant B  
Modification

This permit is issued under the provisions of Chapter 403, Florida Statutes, and Florida Administrative Code Rule(s) 17-2 and 17-4. The above named permittee is hereby authorized to perform the work or operate the facility shown on the application and approved drawings, plans, and other documents attached hereto or on file with the department and made a part hereof and specifically described as follows:

Modification of an existing phosphoric acid plant to increase production from 800 to 1,000 TPD P<sub>2</sub>O<sub>5</sub>. Fluoride emissions from the plant are controlled by a 12,000 ACFM venturi scrubber that discharges through a 3.4 foot diameter, 85 foot high stack. Fluoride emissions from the clarification and storage areas are controlled by a 6,000 ACFM venturi scrubber that discharges through a 2 foot diameter, 60 foot high stack. The plant is located in Polk County, 3.5 miles west of Ft. Meade on State Road 630. The UTM coordinates of this site are zone 17, 416.07 km E and 3068.70 km N.

This construction permit replaces permit No. AO 53-69839.

The modification shall be in accordance with the plans and schedule submitted by the permittee and attached to the permit except for the changes listed in the Specific Conditions.

attachments: Application received May 6, 1985.  
USS Agri-Chemicals letter dated April 24, 1985.  
Application for PSD Approval dated January, 1984.  
USS Agri-Chemicals letter dated August 20, 1984.  
Sholtes & Koogler letter dated May 18, 1984.  
USS Agri-Chemicals letter dated January 19, 1984.



PERMITTEE:  
USS Agri-Chemicals

Permit Number: AC 53-103830  
Expiration Date: April 1, 1987

**GENERAL CONDITIONS:**

1. The terms, conditions, requirements, limitations, and restrictions set forth herein are "Permit Conditions" and as such are binding upon the permittee and enforceable pursuant to the authority of Sections 403.161, 403.727, or 403.859 through 403.861, Florida Statutes. The permittee is hereby placed on notice that the department will review this permit periodically and may initiate enforcement action for any violation of the "Permit Conditions" by the permittee, its agents, employees, servants or representatives.

2. This permit is valid only for the specific processes and operations applied for and indicated in the approved drawings or exhibits. Any unauthorized deviation from the approved drawings, exhibits, specifications, or conditions of this permit may constitute grounds for revocation and enforcement action by the department.

3. As provided in Subsections 403.087(6) and 403.722(5), Florida Statutes, the issuance of this permit does not convey any vested rights or any exclusive privileges. Nor does it authorize any injury to public or private property or any invasion of personal rights, nor any infringement of federal, state or local laws or regulations. This permit does not constitute a waiver of or approval of any other department permit that may be required for other aspects of the total project which are not addressed in the permit.

4. This permit conveys no title to land or water, does not constitute state recognition or acknowledgement of title, and does not constitute authority for the use of submerged lands unless herein provided and the necessary title or leasehold interests have been obtained from the state. Only the Trustees of the Internal Improvement Trust Fund may express state opinion as to title.

5. This permit does not relieve the permittee from liability for harm or injury to human health or welfare, animal, plant or aquatic life or property and penalties therefore caused by the construction or operation of this permitted source, nor does it allow the permittee to cause pollution in contravention of Florida Statutes and department rules, unless specifically authorized by an order from the department.

PERMITTEE:  
USS Agri-Chemicals

Permit Number: AC 53-103830  
Expiration Date: April 1, 1987

**GENERAL CONDITIONS:**

6. The permittee shall at all times properly operate and maintain the facility and systems of treatment and control (and related appurtenances) that are installed or used by the permittee to achieve compliance with the conditions of this permit, as required by department rules. This provision includes the operation of backup or auxiliary facilities or similar systems when necessary to achieve compliance with the conditions of the permit and when required by department rules.

7. The permittee, by accepting this permit, specifically agrees to allow authorized department personnel, upon presentation of credentials or other documents as may be required by law, access to the premises, at reasonable times, where the permitted activity is located or conducted for the purpose of:

- a. Having access to and copying any records that must be kept under the conditions of the permit;
- b. Inspecting the facility, equipment, practices, or operations regulated or required under this permit; and
- c. Sampling or monitoring any substances or parameters at any location reasonably necessary to assure compliance with this permit or department rules.

Reasonable time may depend on the nature of the concern being investigated.

8. If, for any reason, the permittee does not comply with or will be unable to comply with any condition or limitation specified in this permit, the permittee shall immediately notify and provide the department with the following information:

- a. a description of and cause of non-compliance; and
- b. the period of noncompliance, including exact dates and times; or, if not corrected, the anticipated time the noncompliance is expected to continue, and steps being taken to reduce, eliminate, and prevent recurrence of the noncompliance.

PERMITTEE:  
USS Agri-Chemicals

Permit Number:AC 53-103830  
Expiration Date: April 1, 1987

**GENERAL CONDITIONS:**

The permittee shall be responsible for any and all damages which may result and may be subject to enforcement action by the department for penalties or revocation of this permit.

9. In accepting this permit, the permittee understands and agrees that all records, notes, monitoring data and other information relating to the construction or operation of this permitted source, which are submitted to the department, may be used by the department as evidence in any enforcement case arising under the Florida Statutes or department rules, except where such use is proscribed by Sections 403.73 and 403.111, Florida Statutes.

10. The permittee agrees to comply with changes in department rules and Florida Statutes after a reasonable time for compliance, provided however, the permittee does not waive any other rights granted by Florida Statutes or department rules.

11. This permit is transferable only upon department approval in accordance with Florida Administrative Code Rules 17-4.12 and 17-30.30, as applicable. The permittee shall be liable for any non-compliance of the permitted activity until the transfer is approved by the department.

12. This permit is required to be kept at the work site of the permitted activity during the entire period of construction or operation.

13. This permit also constitutes:

- ( ) Determination of Best Available Control Technology (BACT)
- ( ) Determination of Prevention of Significant Deterioration (PSD)
- (x) Compliance with New Source Performance Standards.

14. The permittee shall comply with the following monitoring and record keeping requirements:

- a. Upon request, the permittee shall furnish all records and plans required under department rules. The retention period for all records will be extended automatically, unless otherwise stipulated by the department, during the course of any unresolved enforcement action.

PERMITTEE:  
USS Agri-Chemicals

Permit Number: AC 53-103830  
Expiration Date: April 1, 1987

**GENERAL CONDITIONS:**

- b. The permittee shall retain at the facility or other location designated by this permit records of all monitoring information (including all calibration and maintenance records and all original strip chart recordings for continuous monitoring instrumentation), copies of all reports required by this permit, and records of all data used to complete the application for this permit. The time period of retention shall be at least three years from the date of the sample, measurement, report or application unless otherwise specified by department rule.
- c. Records of monitoring information shall include:
  - the date, exact place, and time of sampling or measurements;
  - the person responsible for performing the sampling or measurements;
  - the date(s) analyses were performed;
  - the person responsible for performing the analyses;
  - the analytical techniques or methods used; and
  - the results of such analyses.

15. When requested by the department, the permittee shall within a reasonable time furnish any information required by law which is needed to determine compliance with the permit. If the permittee becomes aware that relevant facts were not submitted or were incorrect in the permit application or in any report to the department, such facts or information shall be submitted or corrected promptly.

**SPECIFIC CONDITIONS:**

1. The phosphoric acid plant shall comply with all requirements of 40 CFR 60, Subpart T - Standards of Performance for the Phosphate Fertilizer Industry: Wet-Process Phosphoric Acid plants, prior to, during, and after the modifications.

2. Phosphorus bearing feed material to the modified plant shall not exceed 1,056 ton per day  $P_2O_5$  input (1,000 TPD  $P_2O_5$  product) and 45.8 TPH  $P_2O_5$  production. Raw material input shall be monitored as required by 40 CFR 60.203. All records shall be kept for a minimum of 2 years.

PERMITTEE:  
USS Agri-Chemicals

Permit Number: AC 53-103830  
Expiration Date: April 1, 1987

**SPECIFIC CONDITIONS:**

3. Total fluoride (F) emissions from this plant's manufacturing, clarification, and storage equipment shall not exceed 0.02 lb F/T P<sub>2</sub>O<sub>5</sub> input and 21.1 lb/day. The plant's emissions shall be the sum of the fluoride emissions from the manufacturing facilities and one half of the fluoride emissions from the clarification/storage area. Compliance with this condition shall be determined by the test methods and procedures specified in 40 CFR 60.204 while the plant is operating at the permitted capacity of 44 TPH P<sub>2</sub>O<sub>5</sub> input (+ 10%). The acid plant venturi scrubber and storage/clarification venturi scrubber shall be tested within 24 hours of each other. Scrubber water pressure, scrubber water flow, and gas pressure drop shall be monitored during any compliance test and a summary of this data included in any emissions test report. The Southwest District shall be notified at least 15 days in advance of any compliance test.

4. The acid storage and clarification areas of this plant may operate continuously, 8760 hour per year. The manufacturing equipment shall not operate more than 7,968 hour per year unless prior approval has been obtained from the Southwest District.

5. All manhole openings, seal tanks, etc. shall be covered during plant operations to minimize fugitive fluoride emission.

6. The wetted area in the gypsum disposal area and the process cooling pond shall not be increased without prior approval from the Southwest District.

7. The Company shall submit semi-annual status reports on the plant modifications to the Southwest District that describe what modifications were done during the preceding 6 months, what modifications are planned for the next 6 months, and the maximum hourly and daily production rates achieved during the preceding 6 months.

8. The Company shall submit a complete application for permit to operate this phosphoric acid plant, which will include an emission tests report of the plant (manufacturing, clarification, and storage scrubbers), to the Southwest District at least 90 days prior to the expiration date of this construction permit or no later than 45 days after reaching the permitted production capacity, whichever date occurs first. If the compliance tests are conducted at an operating rate of less than 90 percent of the permitted capacity, then any permit to operate issued for the plant shall restrict its maximum production to not more than 10 percent

PERMITTEE:  
USS Agri-Chemicals

Permit Number: AC 53-103830  
Expiration Date: April 1, 1987

**SPECIFIC CONDITIONS:**

above the production rate that existed during the compliance tests. The Company may prorate the allowable fluoride emissions among the manufacturing, clarification and storage scrubbers.

9. Upon obtaining a permit to operate, the Company will be required to make periodic compliance tests and to submit annual operation reports to the Southwest District which shall include as a minimum: The amount of material processed during the preceding year, a recent fluoride emission tests report, the annual emissions from the plant (note calculation basis), and any change to the plant described in the information contained in the permit application.


Issued this 22 day of August, 1985

STATE OF FLORIDA DEPARTMENT OF  
ENVIRONMENTAL REGULATION

  
\_\_\_\_\_  
VICTORIA J. TSCHINKEL, Secretary

STATE OF FLORIDA  
DEPARTMENT OF ENVIRONMENTAL REGULATION

TWIN TOWERS OFFICE BUILDING  
2600 BLAIR STONE ROAD  
TALLAHASSEE, FLORIDA 32301-8241



BOB GRAHAM  
GOVERNOR

VICTORIA J. TSCHINKEL  
SECRETARY

PERMITTEE:  
USS Agri-Chemicals  
P. O. Box 867  
Ft. Meade, Florida 33841

Permit Number: AC 53-103831  
Expiration Date: April 1, 1987  
County: Polk  
Latitude/Longitude: 27° 44' 32"N/  
81° 51' 6"W  
Project: Phosphoric Acid Plant A  
Modification

This permit is issued under the provisions of Chapter 403, Florida Statutes, and Florida Administrative Code Rule(s) 17-2 and 17-4. The above named permittee is hereby authorized to perform the work or operate the facility shown on the application and approved drawings, plans, and other documents attached hereto or on file with the department and made a part hereof and specifically described as follows:

Modification of an existing phosphoric acid plant to increase production from 800 to 1,000 TPD P<sub>2</sub>O<sub>5</sub>. Fluoride emissions from the plant are controlled by a 12,000 ACFM venturi scrubber that discharges through a 3.4 foot diameter, 85 foot high stack. Fluoride emissions from the clarification and storage areas are controlled by a 6,000 ACFM venturi scrubber that discharges through a 2 foot diameter, 60 foot high stack. The plant is located in Polk County, 3.5 miles west of Ft. Meade on State Road 630. The UTM coordinates of this site are zone 17, 416.07 km E and 3068.78 km N.

This construction permit replaces permit No. AO 53-69840.

The modification shall be in accordance with the plans and schedule submitted by the permittee and attached to the permit except for the changes listed in the Specific Conditions.

attachments: Application received May 6, 1985.  
USS Agri-Chemicals letter dated April 24, 1985.  
Application for PSD Approval dated January, 1984.  
USS Agri-Chemicals letter dated August 20, 1984.  
Sholtes & Koogler letter dated May 18, 1984.  
USS Agri-Chemicals letter dated January 19, 1984.

PERMITTEE:  
USS Agri-Chemicals

Permit Number:AC 53-103831  
Expiration Date: April 1, 1987

**GENERAL CONDITIONS:**

1. The terms, conditions, requirements, limitations, and restrictions set forth herein are "Permit Conditions" and as such are binding upon the permittee and enforceable pursuant to the authority of Sections 403.161, 403.727, or 403.859 through 403.861, Florida Statutes. The permittee is hereby placed on notice that the department will review this permit periodically and may initiate enforcement action for any violation of the "Permit Conditions" by the permittee, its agents, employees, servants or representatives.

2. This permit is valid only for the specific processes and operations applied for and indicated in the approved drawings or exhibits. Any unauthorized deviation from the approved drawings, exhibits, specifications, or conditions of this permit may constitute grounds for revocation and enforcement action by the department.

3. As provided in Subsections 403.087(6) and 403.722(5), Florida Statutes, the issuance of this permit does not convey any vested rights or any exclusive privileges. Nor does it authorize any injury to public or private property or any invasion of personal rights, nor any infringement of federal, state or local laws or regulations. This permit does not constitute a waiver of or approval of any other department permit that may be required for other aspects of the total project which are not addressed in the permit.

4. This permit conveys no title to land or water, does not constitute state recognition or acknowledgement of title, and does not constitute authority for the use of submerged lands unless herein provided and the necessary title or leasehold interests have been obtained from the state. Only the Trustees of the Internal Improvement Trust Fund may express state opinion as to title.

5. This permit does not relieve the permittee from liability for harm or injury to human health or welfare, animal, plant or aquatic life or property and penalties therefore caused by the construction or operation of this permitted source, nor does it allow the permittee to cause pollution in contravention of Florida Statutes and department rules, unless specifically authorized by an order from the department.



PERMITTEE:  
USS Agri-Chemicals

Permit Number: AC 53-103831  
Expiration Date: April 1, 1987

**GENERAL CONDITIONS:**

6. The permittee shall at all times properly operate and maintain the facility and systems of treatment and control (and related appurtenances) that are installed or used by the permittee to achieve compliance with the conditions of this permit, as required by department rules. This provision includes the operation of backup or auxiliary facilities or similar systems when necessary to achieve compliance with the conditions of the permit and when required by department rules.

7. The permittee, by accepting this permit, specifically agrees to allow authorized department personnel, upon presentation of credentials or other documents as may be required by law, access to the premises, at reasonable times, where the permitted activity is located or conducted for the purpose of:

- a. Having access to and copying any records that must be kept under the conditions of the permit;
- b. Inspecting the facility, equipment, practices, or operations regulated or required under this permit; and
- c. Sampling or monitoring any substances or parameters at any location reasonably necessary to assure compliance with this permit or department rules.

Reasonable time may depend on the nature of the concern being investigated.

8. If, for any reason, the permittee does not comply with or will be unable to comply with any condition or limitation specified in this permit, the permittee shall immediately notify and provide the department with the following information:

- a. a description of and cause of non-compliance; and
- b. the period of noncompliance, including exact dates and times; or, if not corrected, the anticipated time the noncompliance is expected to continue, and steps being taken to reduce, eliminate, and prevent recurrence of the noncompliance.

PERMITTEE:  
USS Agri-Chemicals

Permit Number:AC 53-103831  
Expiration Date: April 1, 1987

**GENERAL CONDITIONS:**

The permittee shall be responsible for any and all damages which may result and may be subject to enforcement action by the department for penalties or revocation of this permit.

9. In accepting this permit, the permittee understands and agrees that all records, notes, monitoring data and other information relating to the construction or operation of this permitted source, which are submitted to the department, may be used by the department as evidence in any enforcement case arising under the Florida Statutes or department rules, except where such use is proscribed by Sections 403.73 and 403.111, Florida Statutes.

10. The permittee agrees to comply with changes in department rules and Florida Statutes after a reasonable time for compliance, provided however, the permittee does not waive any other rights granted by Florida Statutes or department rules.

11. This permit is transferable only upon department approval in accordance with Florida Administrative Code Rules 17-4.12 and 17-30.30, as applicable. The permittee shall be liable for any non-compliance of the permitted activity until the transfer is approved by the department.

12. This permit is required to be kept at the work site of the permitted activity during the entire period of construction or operation.

13. This permit also constitutes:

- ( ) Determination of Best Available Control Technology (BACT)
- ( ) Determination of Prevention of Significant Deterioration (PSD)
- (x) Compliance with New Source Performance Standards.

14. The permittee shall comply with the following monitoring and record keeping requirements:

- a. Upon request, the permittee shall furnish all records and plans required under department rules. The retention period for all records will be extended automatically, unless otherwise stipulated by the department, during the course of any unresolved enforcement action.

PERMITTEE:  
USS Agri-Chemicals

Permit Number: AC 53-103831  
Expiration Date: April 1, 1987

**GENERAL CONDITIONS:**

- b. The permittee shall retain at the facility or other location designated by this permit records of all monitoring information (including all calibration and maintenance records and all original strip chart recordings for continuous monitoring instrumentation), copies of all reports required by this permit, and records of all data used to complete the application for this permit. The time period of retention shall be at least three years from the date of the sample, measurement, report or application unless otherwise specified by department rule.
- c. Records of monitoring information shall include:
- the date, exact place, and time of sampling or measurements;
  - the person responsible for performing the sampling or measurements;
  - the date(s) analyses were performed;
  - the person responsible for performing the analyses;
  - the analytical techniques or methods used; and
  - the results of such analyses.

15. When requested by the department, the permittee shall within a reasonable time furnish any information required by law which is needed to determine compliance with the permit. If the permittee becomes aware that relevant facts were not submitted or were incorrect in the permit application or in any report to the department, such facts or information shall be submitted or corrected promptly.

**SPECIFIC CONDITIONS:**

1. The phosphoric acid plant shall comply with all requirements of 40 CFR 60, Subpart T - Standards of Performance for the Phosphate Fertilizer Industry: Wet-Process Phosphoric Acid plants, prior to, during, and after the modifications.

2. Phosphorus bearing feed material to the modified plant shall not exceed 1,056 ton per day  $P_2O_5$  input (1,000 TPD  $P_2O_5$  product) and 45.8 TPH  $P_2O_5$  production. Raw material input shall be monitored as required by 40 CFR 60.203. All records shall be kept for a minimum of 2 years.

PERMITTEE:  
USS Agri-Chemicals

Permit Number: AC 53-103831  
Expiration Date: April 1, 1987

**SPECIFIC CONDITIONS:**

3. Total fluoride (F) emissions from this plant's manufacturing, clarification, and storage equipment shall not exceed 0.02 lb F/T P<sub>2</sub>O<sub>5</sub> input and 21.1 lb/day. The plant's emissions shall be the sum of the fluoride emissions from the manufacturing facilities and one half of the fluoride emissions from the clarification/storage area. Compliance with this condition shall be determined by the test methods and procedures specified in 40 CFR 60.204 while the plant is operating at the permitted capacity of 44 TPH P<sub>2</sub>O<sub>5</sub> input (+ 10%). The acid plant venturi scrubber and storage/clarification venturi scrubber shall be tested within 24 hours of each other. Scrubber water pressure, scrubber water flow, and gas pressure drop shall be monitored during any compliance test and a summary of this data included in any emissions test report. The Southwest District shall be notified at least 15 days in advance of any compliance test.

4. The acid storage and clarification areas of this plant may operate continuously, 8760 hour per year. The manufacturing equipment shall not operate more than 7,968 hour per year unless prior approval has been obtained from the Southwest District.

5. All manhole openings, seal tanks, etc. shall be covered during plant operations to minimize fugitive fluoride emission.

6. The wetted area in the gypsum disposal area and the process cooling pond shall not be increased without prior approval from the Southwest District.

7. The Company shall submit semi-annual status reports on the plant modifications to the Southwest District that describe what modifications were done during the preceding 6 months, what modifications are planned for the next 6 months, and the maximum hourly and daily production rates achieved during the preceding 6 months.

8. The Company shall submit a complete application for permit to operate this phosphoric acid plant, which will include an emission tests report of the plant (manufacturing, clarification, and storage scrubbers), to the Southwest District at least 90 days prior to the expiration date of this construction permit or no later than 45 days after reaching the permitted production capacity, whichever date occurs first. If the compliance tests are conducted at an operating rate of less than 90 percent of the permitted capacity, then any permit to operate issued for the plant shall restrict its maximum production to not more than 10 percent

PERMITTEE:  
USS Agri-Chemicals

Permit Number: AC 53-103831  
Expiration Date: April 1, 1987

**SPECIFIC CONDITIONS:**

above the production rate that existed during the compliance tests. The Company may prorate the allowable fluoride emissions among the manufacturing, clarification and storage scrubbers.

9. Upon obtaining a permit to operate, the Company will be required to make periodic compliance tests and to submit annual operation reports to the Southwest District which shall include as a minimum: The amount of material processed during the preceding year, a recent fluoride emission tests report, the annual emissions from the plant (note calculation basis), and any change to the plant described in the information contained in the permit application.

Issued this 22 day of August, 1985

STATE OF FLORIDA DEPARTMENT OF  
ENVIRONMENTAL REGULATION

  
\_\_\_\_\_  
VICTORIA J. TSCHINKEL, Secretary

STATE OF FLORIDA  
DEPARTMENT OF ENVIRONMENTAL REGULATION

TWIN TOWERS OFFICE BUILDING  
2600 BLAIR STONE ROAD  
TALLAHASSEE, FLORIDA 32301-8241



BOB GRAHAM  
GOVERNOR  
VICTORIA J. TSCHINKEL  
SECRETARY

PERMITTEE:  
USS Agri-Chemicals  
P. O. Box 867  
Ft. Meade, Florida 33841

Permit Number: AC 53-081664  
Expiration Date: April 1, 1987  
County: Polk  
Latitude/Longitude: 24° 44' 29"N/  
81° 51' 4"W  
Project: No. 2 Sulfuric Acid  
Plant Modification

This permit is issued under the provisions of Chapter 403, Florida Statutes, and Florida Administrative Code Rule(s) 17-2 and 17-4. The above named permittee is hereby authorized to perform the work or operate the facility shown on the application and approved drawings, plans, and other documents attached hereto or on file with the department and made a part hereof and specifically described as follows:

Modifications to an existing No. 2 Sulfuric Acid Plant to increase production from 2,200 to 3,000 TPD 100 percent sulfuric acid. Sulfur dioxide emissions are controlled by the double contact/double absorption process. Acid mist emissions are controlled by a demister. The plant is located in Polk County, 3.5 miles west of Ft. Meade on State Road 630. The UTM coordinates of this site are zone 17, 416.12 km E and 3068.62 km N.

This construction permit replaces permit No. AO 53-69838.

The modifications shall be in accordance with the plans and schedule submitted by the permittee and attached to the permit except for the changes listed in the Specific Conditions.

attachments: Application received May 6, 1985.  
USS Agri-Chemicals letter dated April 24, 1985.  
Application for PSD Approval dated January, 1984.  
USS Agri-Chemicals letter dated August 20, 1984.  
Sholtes & Koogler letter dated May 18, 1984.  
USS Agri-Chemicals letter dated January 19, 1984.

PERMITTEE:  
USS Agri-Chemicals

Permit Number:AC 53-081664  
Expiration Date: April 1, 1987

**GENERAL CONDITIONS:**

1. The terms, conditions, requirements, limitations, and restrictions set forth herein are "Permit Conditions" and as such are binding upon the permittee and enforceable pursuant to the authority of Sections 403.161, 403.727, or 403.859 through 403.861, Florida Statutes. The permittee is hereby placed on notice that the department will review this permit periodically and may initiate enforcement action for any violation of the "Permit Conditions" by the permittee, its agents, employees, servants or representatives.

2. This permit is valid only for the specific processes and operations applied for and indicated in the approved drawings or exhibits. Any unauthorized deviation from the approved drawings, exhibits, specifications, or conditions of this permit may constitute grounds for revocation and enforcement action by the department.

3. As provided in Subsections 403.087(6) and 403.722(5), Florida Statutes, the issuance of this permit does not convey any vested rights or any exclusive privileges. Nor does it authorize any injury to public or private property or any invasion of personal rights, nor any infringement of federal, state or local laws or regulations. This permit does not constitute a waiver of or approval of any other department permit that may be required for other aspects of the total project which are not addressed in the permit.

4. This permit conveys no title to land or water, does not constitute state recognition or acknowledgement of title, and does not constitute authority for the use of submerged lands unless herein provided and the necessary title or leasehold interests have been obtained from the state. Only the Trustees of the Internal Improvement Trust Fund may express state opinion as to title.

5. This permit does not relieve the permittee from liability for harm or injury to human health or welfare, animal, plant or aquatic life or property and penalties therefore caused by the construction or operation of this permitted source, nor does it allow the permittee to cause pollution in contravention of Florida Statutes and department rules, unless specifically authorized by an order from the department.

PERMITTEE:  
USS Agri-Chemicals

Permit Number: AC 53-081664  
Expiration Date: April 1, 1987

**GENERAL CONDITIONS:**

6. The permittee shall at all times properly operate and maintain the facility and systems of treatment and control (and related appurtenances) that are installed or used by the permittee to achieve compliance with the conditions of this permit, as required by department rules. This provision includes the operation of backup or auxiliary facilities or similar systems when necessary to achieve compliance with the conditions of the permit and when required by department rules.

7. The permittee, by accepting this permit, specifically agrees to allow authorized department personnel, upon presentation of credentials or other documents as may be required by law, access to the premises, at reasonable times, where the permitted activity is located or conducted for the purpose of:

- a. Having access to and copying any records that must be kept under the conditions of the permit;
- b. Inspecting the facility, equipment, practices, or operations regulated or required under this permit; and
- c. Sampling or monitoring any substances or parameters at any location reasonably necessary to assure compliance with this permit or department rules.

Reasonable time may depend on the nature of the concern being investigated.

8. If, for any reason, the permittee does not comply with or will be unable to comply with any condition or limitation specified in this permit, the permittee shall immediately notify and provide the department with the following information:

- a. a description of and cause of non-compliance; and
- b. the period of noncompliance, including exact dates and times; or, if not corrected, the anticipated time the noncompliance is expected to continue, and steps being taken to reduce, eliminate, and prevent recurrence of the noncompliance.



PERMITTEE:  
USS Agri-Chemicals

Permit Number: AC 53-081664  
Expiration Date: April 1, 1987

**GENERAL CONDITIONS:**

The permittee shall be responsible for any and all damages which may result and may be subject to enforcement action by the department for penalties or revocation of this permit.

9. In accepting this permit, the permittee understands and agrees that all records, notes, monitoring data and other information relating to the construction or operation of this permitted source, which are submitted to the department, may be used by the department as evidence in any enforcement case arising under the Florida Statutes or department rules, except where such use is proscribed by Sections 403.73 and 403.111, Florida Statutes.

10. The permittee agrees to comply with changes in department rules and Florida Statutes after a reasonable time for compliance, provided however, the permittee does not waive any other rights granted by Florida Statutes or department rules.

11. This permit is transferable only upon department approval in accordance with Florida Administrative Code Rules 17-4.12 and 17-30.30, as applicable. The permittee shall be liable for any non-compliance of the permitted activity until the transfer is approved by the department.

12. This permit is required to be kept at the work site of the permitted activity during the entire period of construction or operation.

13. This permit also constitutes:

- (x) Determination of Best Available Control Technology (BACT)
- (x) Determination of Prevention of Significant Deterioration (PSD)
- (x) Compliance with New Source Performance Standards.

14. The permittee shall comply with the following monitoring and record keeping requirements:

- a. Upon request, the permittee shall furnish all records and plans required under department rules. The retention period for all records will be extended automatically, unless otherwise stipulated by the department, during the course of any unresolved enforcement action.

PERMITTEE:  
USS Agri-Chemicals

Permit Number: AC 53-081664  
Expiration Date: April 1, 1987

**GENERAL CONDITIONS:**

- b. The permittee shall retain at the facility or other location designated by this permit records of all monitoring information (including all calibration and maintenance records and all original strip chart recordings for continuous monitoring instrumentation), copies of all reports required by this permit, and records of all data used to complete the application for this permit. The time period of retention shall be at least three years from the date of the sample, measurement, report or application unless otherwise specified by department rule.
- c. Records of monitoring information shall include:
  - the date, exact place, and time of sampling or measurements;
  - the person responsible for performing the sampling or measurements;
  - the date(s) analyses were performed;
  - the person responsible for performing the analyses;
  - the analytical techniques or methods used; and
  - the results of such analyses.

15. When requested by the department, the permittee shall within a reasonable time furnish any information required by law which is needed to determine compliance with the permit. If the permittee becomes aware that relevant facts were not submitted or were incorrect in the permit application or in any report to the department, such facts or information shall be submitted or corrected promptly.

**SPECIFIC CONDITIONS:**

1. The sulfuric acid plant shall comply with all requirements of 40 CFR 60, Subpart H - Standards of Performance for Sulfuric Acid Plants.
2. Sulfuric acid production shall not exceed 3,000 TPD (100% acid).
3. Sulfur dioxide emissions shall not exceed 4 lb/ton acid produced and 500 lb/hr.

PERMITTEE:  
USS Agri-Chemicals

Permit Number: AC 53-081664  
Expiration Date: April 1, 1987

SPECIFIC CONDITIONS:

4. Acid mist emissions shall not exceed 0.15 lb/ton acid and 18.8 lb/hr.
5. Visible emissions shall not exceed 10 percent opacity, average for any consecutive 6 minute period.
6. Nitric oxide emissions shall not exceed 18 ppm or 73.6 TPY.
7. The test methods and procedures described in 40 CFR 60.85 shall be used to determine the compliance status of the source with the sulfur dioxide and acid mist standards and Method 9, as described in 40 CFR 60, Appendix A, shall be used to determine the compliance status of the source with the visible emissions standard. Method 7 as described in 40 CFR 60, Appendix A, shall be used to determine the nitrogen oxides emissions. Compliance tests shall be conducted while the plant is operating at its maximum permitted capacity (+ 10%).
8. A continuous monitoring system for the measurement of sulfur dioxide shall be installed, calibrated, maintained, and operated on this plant as specified in 40 CFR 60.84. Excess emissions shall be reported to the Southwest District and the Bureau of Air Quality Management.
9. This plant may operate continuously, 8,760 hours per year.
10. This construction permit replaces the current operation permit for this sulfuric acid plant. While the plant is being modified, the emissions shall not exceed 4 lb SO<sub>2</sub> and 0.15 lb acid mist per ton of acid produced and 10 percent opacity when the plant is being operated commercially.
11. Construction shall reasonably conform to the plan and schedule in the application. Any changes in the plan or schedule shall be reported to the Southwest District. The company shall submit semi-annual status reports on the plant modifications to the Southwest District that describe what modifications were done during the preceding 6 months, what modifications are planned for the next 6 months, and the maximum hourly and daily production rates achieved during the preceding six months.
12. USS Agri-Chemicals shall take precautionary measures to prevent gas leaks and promptly repair any gas leaks that occur at this

PERMITTEE:  
USS Agri-Chemicals

Permit Number: AC 53-081664  
Expiration Date: April 1, 1987

**SPECIFIC CONDITIONS:**

plant. A portable industrial vacuum unit equipped with classification and air filtering equipment shall be used to rejuvenate the existing catalyst. Spent catalyst shall be disposed of in an environmentally sound manner.

13. USS Agri-Chemicals shall submit a complete application for permit to operate the sulfuric acid plant, which must include an emissions test report, to the Southwest District at least 90 days prior to the expiration date of this construction permit or no later than 45 days after reaching the permitted production capacity, whichever date occurs first. If the compliance tests are conducted at a plant operating rate of less than 90 percent of the permitted capacity (3,000 TPD), then any permit to operate issued for the plant shall restrict maximum production to not more than 10 percent above the production rate that existed during the compliance tests. USS Agri-Chemicals may continue to operate this sulfuric acid plant, if it is in compliance with all conditions of this construction permit, until its expiration date or until the expiration date of any permit to operate that is issued for this source.

13. Upon obtaining a permit to operate, USS-Agri Chemicals will be required to submit quarterly excess emissions reports (40 CFR 60.7) and annual operation reports which shall include, as a minimum, the annual production and a recent emissions test report, to the Southwest District. A copy of the excess emissions report shall be sent to the Bureau of Air Quality Management.

Issued this 22 day of August, 1985

STATE OF FLORIDA DEPARTMENT OF  
ENVIRONMENTAL REGULATION

  
VICTORIA J. TSCHINKEL, Secretary

STATE OF FLORIDA  
DEPARTMENT OF ENVIRONMENTAL REGULATION

TWIN TOWERS OFFICE BUILDING  
2600 BLAIR STONE ROAD  
TALLAHASSEE, FLORIDA 32301-8241



BOB GRAHAM  
GOVERNOR

VICTORIA J. TSCHINKEL  
SECRETARY

PERMITTEE:  
USS Agri-Chemicals  
P. O. Box 867  
Ft. Meade, Florida 33841

Permit Number: AC 53-103829  
Expiration Date: April 1, 1987  
County: Polk  
Latitude/Longitude: 24° 44' 27"N/  
81° 51' 4"W  
Project: No. 1 Sulfuric Acid  
Plant Modification

This permit is issued under the provisions of Chapter 403, Florida Statutes, and Florida Administrative Code Rule(s) 17-2 and 17-4. The above named permittee is hereby authorized to perform the work or operate the facility shown on the application and approved drawings, plans, and other documents attached hereto or on file with the department and made a part hereof and specifically described as follows:

Modifications to an existing No. 1 Sulfuric Acid Plant to increase production from 2,200 to 3,000 TPD 100 percent sulfuric acid. Sulfur dioxide emissions are controlled by the double contact/double absorption process. Acid mist emissions are controlled by a demister. The plant is located in Polk County, 3.5 miles west of Ft. Meade on State Road 630. The UTM coordinates of this site are zone 17, 416.12 km E and 3068.62 km N.

This construction permit replaces permit No. AO 53-69837.

The modifications shall be in accordance with the plans and schedule submitted by the permittee and attached to the permit except for the changes listed in the Specific Conditions.

attachments: Application received May 6, 1985.  
USS Agri-Chemicals letter dated April 24, 1985.  
Application for PSD Approval dated January, 1984.  
USS Agri-Chemicals letter dated August 20, 1984.  
Sholtes & Koogler letter dated May 18, 1984.  
USS Agri-Chemicals letter dated January 19, 1984.

PERMITTEE:  
USS Agri-Chemicals

Permit Number:AC 53-103829  
Expiration Date: April 1, 1987

**GENERAL CONDITIONS:**

1. The terms, conditions, requirements, limitations, and restrictions set forth herein are "Permit Conditions" and as such are binding upon the permittee and enforceable pursuant to the authority of Sections 403.161, 403.727, or 403.859 through 403.861, Florida Statutes. The permittee is hereby placed on notice that the department will review this permit periodically and may initiate enforcement action for any violation of the "Permit Conditions" by the permittee, its agents, employees, servants or representatives.

2. This permit is valid only for the specific processes and operations applied for and indicated in the approved drawings or exhibits. Any unauthorized deviation from the approved drawings, exhibits, specifications, or conditions of this permit may constitute grounds for revocation and enforcement action by the department.

3. As provided in Subsections 403.087(6) and 403.722(5), Florida Statutes, the issuance of this permit does not convey any vested rights or any exclusive privileges. Nor does it authorize any injury to public or private property or any invasion of personal rights, nor any infringement of federal, state or local laws or regulations. This permit does not constitute a waiver of or approval of any other department permit that may be required for other aspects of the total project which are not addressed in the permit.

4. This permit conveys no title to land or water, does not constitute state recognition or acknowledgement of title, and does not constitute authority for the use of submerged lands unless herein provided and the necessary title or leasehold interests have been obtained from the state. Only the Trustees of the Internal Improvement Trust Fund may express state opinion as to title.

5. This permit does not relieve the permittee from liability for harm or injury to human health or welfare, animal, plant or aquatic life or property and penalties therefore caused by the construction or operation of this permitted source, nor does it allow the permittee to cause pollution in contravention of Florida Statutes and department rules, unless specifically authorized by an order from the department.

PERMITTEE:  
USS Agri-Chemicals

Permit Number: AC 53-103829  
Expiration Date: April 1, 1987

**GENERAL CONDITIONS:**

6. The permittee shall at all times properly operate and maintain the facility and systems of treatment and control (and related appurtenances) that are installed or used by the permittee to achieve compliance with the conditions of this permit, as required by department rules. This provision includes the operation of backup or auxiliary facilities or similar systems when necessary to achieve compliance with the conditions of the permit and when required by department rules.

7. The permittee, by accepting this permit, specifically agrees to allow authorized department personnel, upon presentation of credentials or other documents as may be required by law, access to the premises, at reasonable times, where the permitted activity is located or conducted for the purpose of:

- a. Having access to and copying any records that must be kept under the conditions of the permit;
- b. Inspecting the facility, equipment, practices, or operations regulated or required under this permit; and
- c. Sampling or monitoring any substances or parameters at any location reasonably necessary to assure compliance with this permit or department rules.

Reasonable time may depend on the nature of the concern being investigated.

8. If, for any reason, the permittee does not comply with or will be unable to comply with any condition or limitation specified in this permit, the permittee shall immediately notify and provide the department with the following information:

- a. a description of and cause of non-compliance; and
- b. the period of noncompliance, including exact dates and times; or, if not corrected, the anticipated time the noncompliance is expected to continue, and steps being taken to reduce, eliminate, and prevent recurrence of the noncompliance.

PERMITTEE:  
USS Agri-Chemicals

Permit Number: AC 53-103829  
Expiration Date: April 1, 1987

**GENERAL CONDITIONS:**

The permittee shall be responsible for any and all damages which may result and may be subject to enforcement action by the department for penalties or revocation of this permit.

9. In accepting this permit, the permittee understands and agrees that all records, notes, monitoring data and other information relating to the construction or operation of this permitted source, which are submitted to the department, may be used by the department as evidence in any enforcement case arising under the Florida Statutes or department rules, except where such use is proscribed by Sections 403.73 and 403.111, Florida Statutes.

10. The permittee agrees to comply with changes in department rules and Florida Statutes after a reasonable time for compliance, provided however, the permittee does not waive any other rights granted by Florida Statutes or department rules.

11. This permit is transferable only upon department approval in accordance with Florida Administrative Code Rules 17-4.12 and 17-30.30, as applicable. The permittee shall be liable for any non-compliance of the permitted activity until the transfer is approved by the department.

12. This permit is required to be kept at the work site of the permitted activity during the entire period of construction or operation.

13. This permit also constitutes:

- (x) Determination of Best Available Control Technology (BACT)
- (x) Determination of Prevention of Significant Deterioration (PSD)
- (x) Compliance with New Source Performance Standards.

14. The permittee shall comply with the following monitoring and record keeping requirements:

- a. Upon request, the permittee shall furnish all records and plans required under department rules. The retention period for all records will be extended automatically, unless otherwise stipulated by the department, during the course of any unresolved enforcement action.



PERMITTEE:  
USS Agri-Chemicals

Permit Number: AC 53-103829  
Expiration Date: April 1, 1987

**GENERAL CONDITIONS:**

- b. The permittee shall retain at the facility or other location designated by this permit records of all monitoring information (including all calibration and maintenance records and all original strip chart recordings for continuous monitoring instrumentation), copies of all reports required by this permit, and records of all data used to complete the application for this permit. The time period of retention shall be at least three years from the date of the sample, measurement, report or application unless otherwise specified by department rule.
- c. Records of monitoring information shall include:
  - the date, exact place, and time of sampling or measurements;
  - the person responsible for performing the sampling or measurements;
  - the date(s) analyses were performed;
  - the person responsible for performing the analyses;
  - the analytical techniques or methods used; and
  - the results of such analyses.

15. When requested by the department, the permittee shall within a reasonable time furnish any information required by law which is needed to determine compliance with the permit. If the permittee becomes aware that relevant facts were not submitted or were incorrect in the permit application or in any report to the department, such facts or information shall be submitted or corrected promptly.

**SPECIFIC CONDITIONS:**

1. The sulfuric acid plant shall comply with all requirements of 40 CFR 60, Subpart H - Standards of Performance for Sulfuric Acid Plants.
2. Sulfuric acid production shall not exceed 3,000 TPD (100% acid).
3. Sulfur dioxide emissions shall not exceed 4 lb/ton acid produced and 500 lb/hr.

PERMITTEE:  
USS Agri-Chemicals

Permit Number: AC 53-103829  
Expiration Date: April 1, 1987

**SPECIFIC CONDITIONS:**

4. Acid mist emissions shall not exceed 0.15 lb/ton acid and 18.8 lb/hr.
5. Visible emissions shall not exceed 10 percent opacity, average for any consecutive 6 minute period.
6. Nitric oxide emissions shall not exceed 18 ppm or 73.6 TPY.
7. The test methods and procedures described in 40 CFR 60.85 shall be used to determine the compliance status of the source with the sulfur dioxide and acid mist standards and Method 9, as described in 40 CFR 60, Appendix A, shall be used to determine the compliance status of the source with the visible emissions standard. Method 7, as described in 40 CFR 60, Appendix A, shall be used to determine the nitrogen oxide emissions. Compliance tests shall be conducted while the plant is operating at its maximum permitted capacity (+ 10%).
8. A continuous monitoring system for the measurement of sulfur dioxide shall be installed, calibrated, maintained, and operated on this plant as specified in 40 CFR 60.84. Excess emissions shall be reported to the Southwest District and the Bureau of Air Quality Management.
9. This plant may operate continuously, 8,760 hours per year.
10. This construction permit replaces the current operation permit for this sulfuric acid plant. While the plant is being modified, the emissions shall not exceed 4 lb SO<sub>2</sub> and 0.15 lb acid mist per ton of acid produced and 10 percent opacity when the plant is being operated commercially.
11. Construction shall reasonably conform to the plan and schedule in the application. Any changes in the plan or schedule shall be reported to the Southwest District. The company shall submit semi-annual status reports on the plant modifications to the Southwest District that describe what modifications were done during the preceding 6 months, what modifications are planned for the next 6 months, and the maximum hourly and daily production rates achieved during the preceding six months.
12. USS Agri-Chemicals shall take precautionary measures to prevent gas leaks and promptly repair any gas leaks that occur at this

PERMITTEE:  
USS Agri-Chemicals

Permit Number: AC 53-103829  
Expiration Date: April 1, 1987

**SPECIFIC CONDITIONS:**

plant. A portable industrial vacuum unit equipped with classification and air filtering equipment shall be used to rejuvenate the existing catalyst. Spent catalyst shall be disposed of in an environmentally sound manner.

13. USS Agri-Chemicals shall submit a complete application for permit to operate the sulfuric acid plant, which must include an emissions test report, to the Southwest District at least 90 days prior to the expiration date of this construction permit or no later than 45 days after reaching the permitted production capacity, whichever date occurs first. If the compliance tests are conducted at a plant operating rate of less than 90 percent of the permitted capacity (3,000 TPD), then any permit to operate issued for the plant shall restrict maximum production to not more than 10 percent above the production rate that existed during the compliance tests. USS Agri-Chemicals may continue to operate this sulfuric acid plant, if it is in compliance with all conditions of this construction permit, until its expiration date or until the expiration date of any permit to operate that is issued for this source.

14. Upon obtaining a permit to operate, USS Agri-Chemicals will be required to submit quarterly excess emissions reports (40 CFR 60.7) and annual operation reports which shall include, as a minimum, the annual production and a recent emissions test report, to the Southwest District. A copy of the excess emissions report shall be sent to the Bureau of Air Quality Management.

Issued this 22 day of August, 1985

STATE OF FLORIDA DEPARTMENT OF  
ENVIRONMENTAL REGULATION

  
VICTORIA J. TSCHINKEL, Secretary

Best Available Control Technology (BACT) Determination  
USS Agri-Chemicals  
Polk County

The applicant plans the following modifications at its Ft. Meade chemical complex.

- 1) the total productive output from the two existing sulfuric acid plants will be increased from 4400 to 6000 tons per day of 100 percent acid,
- 2) the total output from the two phosphoric acid plants will be increased from 1600 to 2000 tons per day of P<sub>2</sub>O<sub>5</sub>.

The planned increase in production capacities will increase the amount of the following air pollutants released to the atmosphere.

Sulfur dioxide	1064	ton/yr
Sulfuric acid mist	39.8	ton/yr
Nitrogen oxides	59.2	ton/yr

The net emissions increase of sulfur dioxide, sulfuric acid mist and nitrogen oxides, exceed the significant emission rates listed in Table 500-2, Regulated Air Pollutants - Significant Emission Rates, and are subject to a Best Available Control Technology (BACT) determination as set forth in Florida Administrative Code Rule 17-2.630.

BACT Determination Requested by the Applicant:

Sulfur dioxide emissions not to exceed 4.0 pounds per ton of 100% acid produced using double absorption control technology. High efficiency mist eliminators will be used to control sulfuric acid mist emissions below 0.15 pound per ton of 100% acid produced. Nitrogen oxides emissions not to exceed 18 ppm or 73.6 TPY. There is no feasible method of further reducing the emissions of NO<sub>x</sub> from a sulfuric acid plant.

Date of Receipt of a BACT application:

January 23, 1984

Date of Publication in the Florida Administrative Weekly:

February 10, 1984

Review Group Members:

The determination was based upon comments received from the New Source Review Section and the Southwest District Office.

BACT Determined by DER:

Pollutant	Emission Limit per plant
Sulfur dioxide	4 lb/ton expressed as 100% sulfuric acid produced
Sulfuric Acid Mist	0.15 lb/ton expressed as 100% sulfuric acid produced
Nitrogen Oxides	18 ppm or 73.6 TPY
Visible Emissions	Not to exceed 10% opacity

Test methods and procedures as set forth in 40 CFR 60.85 shall be used to determine compliance with the sulfur dioxide and acid mist emission limits. Compliance with the nitrogen oxides emission limit shall be in accordance with 40 CFR 60, Appendix A, Method 7.

Compliance with the visible emissions limit will be in accordance with 40 CFR 60, Appendix A, Method 9.

A continuous monitoring system for the measurement of sulfur dioxide shall be installed, calibrated, maintained and operated as required in 40 CFR 60, Subpart H.

BACT Determination Rationale

Double absorption technology will be used to control SO<sub>2</sub> emissions from the sulfuric acid plant. This method of SO<sub>2</sub> emission control is currently considered the best demonstrated technology. No justification could be found to require a more stringent SO<sub>2</sub> emission limit than the NSPS requirements (40 CFR 60, Subpart H) and DER concurs that the applicant's proposal is BACT for the control of SO<sub>2</sub> emissions.

Use of high efficiency mist eliminators to control sulfuric acid mist as proposed by the applicant is considered BACT. The department could not find a reason to justify for a more stringent sulfuric acid mist emission limit than the NSPS standard.

No demonstrated commercial process is currently available to control NO<sub>x</sub> emissions from contact sulfuric acid plants.

Air quality modeling predicts no violation of any PSD increment or ambient air quality standard resulting from the emissions determined as BACT.

Details of the Analysis may be Obtained by Contacting:

Edward Palagyi, BACT Coordinator  
Department of Environmental Regulation  
Bureau of Air Quality Management  
2600 Blair Stone Road  
Tallahassee, Florida 32301

Recommended by:



C. H. Fancy, Deputy Bureau Chief

Date: 8-22-85

Approved by:



Victoria J. Tschinkel, Secretary

Date: 8-23-85

State of Florida  
DEPARTMENT OF ENVIRONMENTAL REGULATION



# Interoffice Memorandum

TO: Victoria J. Tschinkel  
FROM: Clair Fancy *Clair Fancy*  
DATE: August 21, 1985  
SUBJ: Permits to Construct

FOR ROUTING TO OTHER THAN THE ADDRESSEE	
TO: _____	LOCN: _____
TO: _____	LOCN: _____
TO: _____	LOCN: _____
FROM: _____	DATE: _____

**RECEIVED**

AUG 22 1985

Office of the Secretary

Attached for your approval and signature are four permits to construct and a BACT determination that authorizes higher production rates at two sulfuric acid and two phosphoric acid plants operated by USS Agri-Chemicals at their Ft. Meade, Polk County, facility.

Public Notice of the department's intent to issue the permits was published in The Polk County Democrat on July 18, 1985.

The only comment received was from the company. They requested that the restriction in the proposed permits on the annual hours of operation of the sulfuric acid plants be removed. The bureau reviewed their request and agreed that continuous operation of the plants would not violate any air pollution control regulation.

The bureau recommends that the construction permits be issued as proposed in the Technical Evaluation and Preliminary Determination except for the change in the hours operation of the sulfuric acid plants mentioned above.

Day 90, after which the permits would be issued by default, is September 13, 1985.

CHF/WH/s

DER

AUG 23 1985

BAQM  
DER

AUG 26 1985

BAQM

**FORT MEADE CHEMICAL PRODUCTS**

P.O. BOX 867  
FORT MEADE, FLA. 33841  
Phone (813) 285-8121 (813) 533-8184

9208  
DATE 03/06/85

PAY \$\*\*1200.00\*\*

FLORIDA DEPT. OF ENVIRONMENTAL REG.

FORT MEADE CHEMICAL PRODUCTS  
Checks of \$25,000.00 and over must be countersigned

HORIZER SIGNATURE

COUNTERSIGNED

TO THE ORDER OF

FLAGSHIP STATE BANK OF POLK COUNTY FORT MEADE, FLORIDA

STATE OF FLORIDA  
DEPARTMENT OF ENVIRONMENTAL REGULATION

N<sup>o</sup> 76071

RECEIPT FOR APPLICATION FEES AND MISCELLANEOUS REVENUE

Received from St. Meade Chemical Products Date May 4, 1985

Address P.O. Box 967, St. Meade, FL 33841 Dollars \$ 1200.00

Applicant Name & Address USS Apothchemicals P.O. Box 967, St. Meade, FL 33841

Source of Revenue \_\_\_\_\_

Revenue Code 001031 Application Number AC 53-103829-103830-103831

By Patricia G. Adams





SHOLTES & KOOGLER, ENVIRONMENTAL CONSULTANTS  
1213 N.W. 6th Street Gainesville, Florida 32601 (904) 377-5822

SKEC 173-82-08

August 6, 1985

Mr. C. H. Fancy  
Deputy Chief,  
Bureau of Air Quality Management  
Florida Department of  
Environmental Regulation  
2600 Blair Stone Road  
Tallahassee, Florida 32301

Subject: Polk County - AP  
USS Agri-Chemicals  
Sulfuric Acid Plant Modifications  
Permit Nos. AC53-103829 and AC53-081664

Dear Mr. Fancy:

On July 22, 1985, I spoke with both you and Bill Thomas regarding a request to modify air pollution source Construction Permits AC53-103829 and AC53-081664 which have been issued in Draft form to USS Agri-Chemicals (USSAC) allowing increases in the production rates of two sulfuric acid plants located at the USSAC Ft. Meade Chemical Complex. The modification to these permits that I spoke with you and Bill about involve increasing the permitted annual hours of operation for each plant from 7967 hours per year to 8760 hours per year.

The annual operating time of 7967 hours per year appearing in the Draft Construction Permits is the operating time originally requested by USSAC. This operating time represents an annual operating factor of 91 percent. In reviewing the Draft Permits, it became apparent to USSAC that the actual operating time of a new sulfuric acid plant can approach 8760 hours per year, or a 100 percent operating factor. As a result of this, USSAC is requesting that the annual operating times for the two sulfuric acid plants (covered by Permits AC53-103829 and AC53-081664) be increased to 8760 hours per year.

The increased operating time requested for each plant will be 793 hours per year. At the permitted operating rates of 3000 tons per day, each plant, the permitted annual sulfur dioxide emission rate increase will be 396.5 tons per year and the permitted annual sulfuric

DER

G 09 1985

AQM

DEPARTMENT OF ENVIRONMENTAL REGULATION

ROUTING AND TRANSMITTAL SLIP		ACTION NO	
		ACTION DUE DATE	
1. TO: (NAME, OFFICE, LOCATION)	<i>Willard</i>	Initial	
		Date	
2.		Initial	
		Date	
3.		Initial	
		Date	
4.		Initial	
		Date	
REMARKS:  <i>please prepare response after consulting with Larry</i>		INFORMATION	
		Review & Return	
		Review & File	
		Initial & Forward	
		DISPOSITION	
		Review & Respond	
		Prepare Response	
		For My Signature	
		For Your Signature	
		Let's Discuss	
		Set Up Meeting	
		Investigate & Report	
		Initial & Forward	
Distribute			
Concurrence			
For Processing			
Initial & Return			
FROM:		DATE	<i>8/9</i>
<i>Clan</i>		PHONE	

*REC*  
*MOA*

acid mist emission rate increase will be 14.9 tons per year; total for both plants. The maximum hourly sulfur dioxide and sulfuric acid mist emission rates will not be effected by the requested modification.

The annual increase in both sulfur dioxide and sulfuric acid mist emissions resulting from the requested modification exceeds the significant emission rate increases for these pollutants defined in Chapter 17-2.500(2)(e)2, FAC. These increases should not trigger a new PSD review, however, since the PSD review proposed in conjunction with the issuance of Construction Permits AC53-103829 and AC53-081664 and submitted to the Department in January, 1984, addresses all issues that would need to be addressed in granting this requested increase in annual operating hours.

The PSD application submitted in January 1984 included a description of the sulfuric acid plants and an evaluation of Best Available Control Technology; neither of which will change as a result of the requested modification. Furthermore, the short-term air quality impacts will remain unchanged since maximum hourly emission rates of air pollutants from the two sulfuric acid plants will not change and hence, the short-term air quality review will remain unchanged. The long-term air quality review included in the January 1984 PSD application assumed a 100 percent annual operating factor even though the permit applications requested operating times of 7967 hours per year for each plant. Hence, the long-term air quality review will likewise remain unchanged. The increase in annual operating hours is also not expected to have any effect on the impact of emissions on soils, vegetation and visibility.

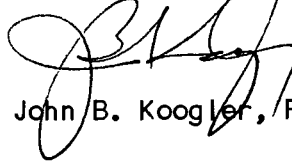
We would appreciate your review of the information contained herein and a response identifying any additional information that will be required in order to grant the requested increase in annual operating times. Two specific questions that USSAC can presently identify are:

1. Will it be necessary to republish the Public Notice describing the Department's intended action to issue the permits, and
2. Will a Waiver of the 90-day time limit be required in order for the Department to consider this request for modifications?

We would appreciate your response to these two questions and the identification of any further information that may be required.

Very truly yours,  
Sincerely,

SHOLTES & KOOGLER,  
ENVIRONMENTAL CONSULTANTS



John B. Koogler, Ph.D., P.E.I

JBK:ssc

cc: Mr. Bill Thomas, Tallahassee  
Mr. Willard Hanks, Tallahassee  
Mr. Bill Thomas, Tampa  
Mr. Jim Daniels, USSAC  
Mr. James H. Carroll, USSAC



UNITED STATES ENVIRONMENTAL PROTECTION AGENCY

REGION IV

345 COURTLAND STREET  
ATLANTA, GEORGIA 30365

JUL 19 1985

REF: 4APT-AM

Mr. C. H. Fancy, P.E.,  
Deputy Chief  
Bureau of Air Quality Management  
Twin Towers Office Building  
2600 Blair Stone Road  
Tallahassee, Florida 32301

RE: PSD-FL-107 - USS AGR1-Chemicals

Dear Mr. Fancy:

This is to acknowledge receipt of your PSD preliminary determination for the above referenced company's sulfuric acid plant production increase. We have determined that this source will not be subject to review under the Region IV Overview of State Programs policy.

Please submit copies of the final determination and permits when they are issued.

Sincerely yours,

*Bruce P. Miller*

Bruce P. Miller, Acting Chief  
Air Programs Branch  
Air, Pesticides, & Toxics  
Management Division

DER  
JUL 24 1985  
BAQM



## Agri-Chemicals

Division of United States Steel

MAIL: P. O. BOX 867  
FORT MEADE, FLORIDA 33841  
813/285-8121

New Address: 3225 State Road 630 West  
Ft. Meade, FL 33841-9799

BAQM  
JUL 25 1985  
DER

July 23, 1985

Mr. C. H. Fancy, P.E.  
Deputy Chief, Bureau of Air Quality Management  
Florida Department of Environmental Regulation  
2600 Blair Stone Road  
Tallahassee, Florida 32301

Dear Mr. Fancy:


RE: PSD, PUBLIC NOTICE FOR SULFURIC ACID AND  
PHOSPHORIC ACID PLANT'S PRODUCTION INCREASE

In accordance with your request of June 21, 1985, USS Agri-Chemicals has published the Department of Regulation Notice of Proposed Agency Action in the Polk County Democrat on July 18, 1985.

Attached is an affidavit of publication for your records.

Very truly yours,

USS AGRI-CHEMICALS

  
James H. Carroll, P.E.  
Environmental Engineer

JHC:mea  
attachment  
cc: J. C. Daniel  
J. B. Koogler  
File, PSD for SAD Expansion

BAQOM  
JUL 25 1985  
DER

AFFIDAVIT OF PUBLICATION  
The Polk County Democrat  
Published Semi-Weekly  
Bartow, Polk County, Florida

Case No. \_\_\_\_\_

STATE OF FLORIDA }  
COUNTY OF POLK } ss.


Before the undersigned authority personally appeared \_\_\_\_\_

S. L. Frisbie, IV, who on oath says that he is

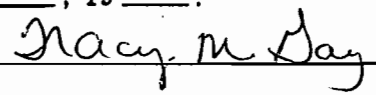
Publisher of The Polk County Democrat, a newspaper published at Bartow, in Polk County, Florida; that the attached copy of advertisement, being a Notice of Proposed Agency Action in the matter of USS Agri-Chemicals

in the \_\_\_\_\_ Court, was published in said newspaper in the issues of July 13, 1985.

Affiant further says that The Polk County Democrat is a newspaper published at Bartow, in said Polk County, Florida, and that said newspaper has heretofore been continuously published in said Polk County, Florida, each Monday and Thursday, and has been entered as second class matter at the post office in Bartow, in said Polk County, Florida, for a period of one year next preceding the first publication of the attached copy of advertisement; and affiant further says that he has neither paid nor promised any person, firm, or corporation any discount, rebate, commission, or refund for the purpose of securing this advertisement for publication in said newspaper.


Signed 

Sworn to and subscribed before me this 19th day of July, 1985.

  
Notary Public

My Commission Expires:

Notary Public, State of Florida at Large  
My Commission Expires Nov. 18, 1988



State of Florida Department of Environmental Regulation  
Notice of Proposed Agency Action on Permit Application  
The Department gives notice of its intent to issue permits to USS Agri-Chemicals to authorize increases in production of two existing phosphoric acid plants and two existing sulfuric acid plants. These plants are located in Polk County, 3.5 miles west of Ft. Meade on State Road 630. Maximum allowable production of each phosphoric acid plant will be increased from 800 to 1,000 TPD P<sub>2</sub>O<sub>5</sub>. Fluoride emissions from each plant will increase by 0.8 TPY. A best available control technology (BACT) determination was not required for the modifications of the phosphoric acid plants. Maximum allowable production of each sulfuric acid plant will be increased from 2,200 to 3,000 TPD acid. Emissions from each plant will increase by the following amounts: 532 TPY sulfur dioxide, 19.9 TPY acid mist, and 29.6 TPY nitrogen oxides. A BACT determination was required for the modifications of the sulfuric acid plants. The increased emissions resulting from these modifications will not cause or contribute to a violation of any PSD increment or ambient air quality standard. Persons whose substantial interests are affected by the Department's proposed permitting decision may petition for an administrative proceeding (hearing) in accordance with Section 120.57, Florida Statutes. The petition must conform to the requirements of Chapters 17-103 and 28-5, Florida Administrative Code, and must be filed (received) in the Office of General Counsel of the Department at 2600 Blair Stone Road, Twin Towers Office Building, Tallahassee, Florida 32301, within fourteen (14) days of publication of this notice. Failure to file a request for hearing within this time period shall constitute a waiver of any right such person may have to request an administrative determination (hearing) under Section 120.57, Florida Statutes. If a petition is filed, the administrative hearing process is designed to formulate agency action. Accordingly, the Department's final action may be different from the position taken by it in this preliminary statement. Therefore, persons who may not object to the proposed agency action may wish to intervene in the proceeding. A petition for intervention must be filed pursuant to Model Rule 28-5.207 at least five (5) days before the final hearing and be filed with the hearing officer if one has been assigned at the Division of Administrative Hearings, Department of Administration, 2009 Apalachee Parkway, Tallahassee, Florida 32301. If no hearing officer has been assigned, the petition is to be filed with the Department's Office of General Counsel, 2600 Blair Stone Road, Tallahassee, Florida 32301. Failure to petition to intervene within the allowed time frame constitutes a waiver of any right such person has to request a hearing under Section 120.57, Florida Statutes. The application, technical evaluation, and Department's intent for the proposed project is available for public inspection during normal business hours, 8:00 a.m. to 5:00 p.m., Monday through Friday, except legal holidays, at the following locations: Dept. of Environmental Regulation, Southwest District, 7601 Highway 301 N., Tampa, Florida 33610. Dept. of Environmental Regulation, Bureau of Air Quality Management, 2600 Blair Stone Road, Tallahassee, Florida 32301. Bartow Public Library, Bartow, Florida 33830. Any person may send written comments on the proposed action to Mr. Bill Thomas at the Department's Tallahassee address. All comments mailed within 30 days of the publication of this notice will be considered in the Department's final determination. July 18, 1985-1494FM



**Agri-Chemicals**  
Division of United States Steel

MAIL: P. O. BOX 867  
FORT MEADE, FLORIDA 33841  
813/285-8121

New Address: 3225 State Road 630 West  
Ft. Meade, FL 33841-9799

DER  
JUL 15 1985  
BAQM

July 11, 1985

Mr. C. H. Fancy, PE  
Deputy Chief, Bureau of Air Quality Management  
Florida Department of Environmental Regulation  
2600 Blair Stone Road  
Tallahassee, Florida 32301

Dear Mr. Fancy:

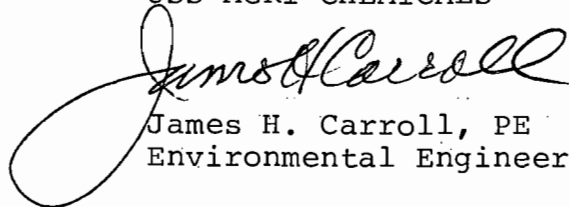
Re: DER FILE NO: AC53-103830  
AC53-103831

In accordance with your request of June 21, 1985, USS Agri-Chemicals has published the Department of Regulation Notice of Proposed Agency Action in the Polk County Democrat on July 4, 1985.

Attached is an affidavit of publication for your records.

Very truly yours,

USS AGRI-CHEMICALS

  
James H. Carroll, PE  
Environmental Engineer

JHC:mea  
attachment

cc: J. C. Daniel  
J. B. Koogler  
File, PSD for PAD Expansion

7/16/85  
File:  
Ask Jim  
Carroll, USSAC,  
to publish  
Correct notice.  
Also agreed to  
increase max.  
hrs. of operation  
of H<sub>2</sub>SO<sub>4</sub> plants.  
lmb



RECORDED

DER

JUL 15 1985

BAQM

BEFORE THE STATE OF FLORIDA DEPARTMENT OF ENVIRONMENTAL REGULATION In the Matter of Application for Permits by: USS Agri-Chemical Post Office Box 867 Ft. Meade, Florida 33841 DER File No. AC 53-103831 53-103830

INTENT TO ISSUE The Department of Environmental Regulation hereby gives notice of its Intent to issue, a proposed order of issuance for, a permit pursuant to Chapter 403, Florida Statutes, for the proposed project as detailed in the application specified above. The Department is issuing this Intent to issue for the reasons stated in the attached Technical Evaluation and Preliminary Determination. The applicant, USS Agri-Chemicals, applied on January 23, 1984, to the Department of Environmental Regulation for permits to modify their existing phosphoric acid plants located in Polk County on State Road 630, 3.5 miles west of Ft. Meade, Florida.

The Department has permitting jurisdiction under Chapter 403, Florida Statutes and Florida Administrative Code Rules 17-2 and 17-4. The project is not exempt from permitting procedures. The applicant was officially notified by the Department that air construction permits were required for the proposed work.

This Intent to issue shall be placed before the Secretary for final action unless an appropriate petition for a hearing pursuant to the provisions of Section 120.57, Florida Statutes, is filed within fourteen (14) days from receipt of this letter or publication of the public notice (copy attached) required pursuant to Rule 17-103.150, Florida Administrative Code, whichever occurs first. The petition must comply with the requirements of Section 17-103.155 and Rule 28-5.201, Florida Administrative Code (copy attached) and be filed in pursuant to Rule 17-103.155(1) in the Office of General Counsel of the Department of Environmental Regulation at 2600 Blair Stone Road, Tallahassee, Florida 32301.

Petitions which are not filed in accordance with the above provisions are subject to dismissal by the Department. In the event a formal hearing is conducted pursuant to Section 120.57(1), all parties shall have an opportunity to respond, to present evidence and argument on all issues involved, to conduct cross-examination of witnesses and submit rebuttal evidence, to submit proposed findings of facts and orders, to file exceptions to any order or hearing officer's recommended order, and to be represented by counsel. If an informal hearing is requested, the agency, in accordance with its rules of procedure, will provide affected persons or parties or their counsel an opportunity, at a convenient time and place, to present to the agency or hearing officer, written or oral evidence in opposition to the agency's action or refusal to act, or a written statement challenging the grounds upon which the agency has chosen to justify its action or inaction, pursuant to Section 120.57(2), Florida Statutes.

If a petition is filed, the administrative hearing process is designed to formulate agency action. Accordingly, the Department's final action may be different from the proposed agency action. Therefore, persons who may not wish to file a petition, may wish to intervene in the proceeding. A petition for intervention must be filed pursuant to Model Rule 28-5.207 at least five (5) days before the final hearing and be filed with the hearing officer. If one has been assigned at the Division of Administrative Hearings, 2009 Apalachee Parkway, Tallahassee, Florida 32301. If no hearing officer has been assigned, the petition is to be filed with the Department's Office of General Counsel, 2600 Blair Stone Road, Tallahassee, Florida 32301. Failure to

AFFIDAVIT OF PUBLICATION

The Polk County Democrat

Published Semi-Weekly

Bartow, Polk County, Florida

DER File

53-103831

53-103830

STATE OF FLORIDA COUNTY OF POLK

ss.

Before the undersigned authority personally appeared

S. L. Frisbie, IV, who on oath says that he is

Publisher of The Polk County Democrat, a newspaper published at Bartow, in Polk County, Florida; that the attached copy of advertisement, being a Intent to Issue in the matter of application for permits by USS Agri-Chemical in the Court, was published in said newspaper in the issues of July 4, 1985

Affiant further says that The Polk County Democrat is a newspaper published at Bartow, in said Polk County, Florida, and that said newspaper has heretofore been continuously published in said Polk County, Florida, each Monday and Thursday, and has been entered as second class matter at the post office in Bartow, in said Polk County, Florida, for a period of one year next preceding the first publication of the attached copy of advertisement; and affiant further says that he has neither paid nor promised any person, firm, or corporation any discount, rebate, commission, or refund for the purpose of securing this advertisement for publication in said newspaper.

Signed [Signature]

Sworn to and subscribed before me this 5th day of July, 1985.

[Signature]

Louanna K. Locke

Notary Public

Bill Thomas Department of Environmental Regulation Southwest District 7601 Highway 301 North Tampa, Florida 33410


CERTIFICATION This is to certify that the foregoing Intent to Issue and all copies were mailed before the close of business on June 27, 1985.

C. H. Fancy, P. E. Deputy Chief Bureau of Air Quality Management 2600 Blair Stone Road Tallahassee, Florida 32301

FILING AND ACKNOWLEDGEMENT FILED, on this date, pursuant to Section 120.52(9), Florida Statutes, with the designated Department Clerk, receipt of which is hereby acknowledged. Patricia G. Adams, Clerk Date: June 27, 1985 July 4, 1985-1327

My Commission Expires:

Notary Public, State of Florida at Large My Commission Expires June 14, 1987



petition to intervene within the allowed time frame constitutes a waiver of any right such person has to request a hearing under Section 120.57, Florida Statutes.

Executed the 26 day of June, 1985, in Tallahassee, Florida. STATE OF FLORIDA DEPARTMENT OF ENVIRONMENTAL REGULATION C. H. Fancy, P. E. Deputy Chief Bureau of Air Quality Management

Copies furnished to: Mr. J. C. Daniel, Manager USS Agri-Chemicals P. O. Box 867 Ft. Meade, Florida 33841



**Agri-Chemicals**

Division of United States Steel

MAIL: P. O. BOX 867  
FORT MEADE, FLORIDA 33841  
813/285-8121

New Address: 3225 State Road 630 West  
Ft. Meade, FL 33841-9799

DER

JUL 15 1985

LAQM

July 11, 1985

Mr. C. H. Fancy, PE  
Deputy Chief, Bureau of Air Quality Management  
Florida Department of Environmental Regulation  
2600 Blair Stone Road  
Tallahassee, Florida 32301

Dear Mr. Fancy:

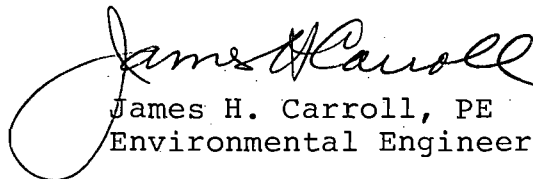
Re: FILE: AC53-103829  
AC53-081664

In accordance with your request of June 21, 1985, USS Agri-Chemicals has published the Department of Regulation Notice of Proposed Agency Action in the Polk County Democrat on July 4, 1985.

Attached is an affidavit of publication for your records.

Very truly yours,

USS AGRI-CHEMICALS

  
James H. Carroll, PE  
Environmental Engineer

JHC:mea  
attachment

cc: J. C. Daniel  
J. B. Koogler  
File, PSD for SAD Expansion

REC'D

DER

DER

JUL 15 1985

BAQM

BEFORE THE STATE OF FLORIDA DEPARTMENT OF ENVIRONMENTAL REGULATION In the Matter of Application for Permits by: USS Agri-Chemical Post Office Box 867 Ft. Meade, Florida 33841 DER File No. AC 53-103829 53-081664

INTENT TO ISSUE

The Department of Environmental Regulation hereby gives notice of its intent to issue, a proposed order of issuance for, a permit pursuant to Chapter 403, Florida Statutes, for the proposed project as detailed in the application specified above. The Department is issuing this intent to issue for the reasons stated in the attached Technical Evaluation and Preliminary Determination.

The applicant, USS Agri-Chemicals, applied on January 23, 1984, to the Department of Environmental Regulation for permits to modify their existing phosphoric acid plants located in Polk County on State Road 630, 3.5 miles west of Ft. Meade, Florida.

The Department has permitting jurisdiction under Chapter 403, Florida Statutes and Florida Administrative Code Rules 17-2 and 17-4. The project is not exempt from permitting procedures. The applicant was officially notified by the Department that air construction permits were required for the proposed work.

This intent to issue shall be placed before the Secretary for final action unless an appropriate petition for a hearing pursuant to the provisions of Section 120.57, Florida Statutes, is filed within fourteen (14) days from receipt of this letter or publication of the public notice (copy attached) required pursuant to Rule 17-103.150, Florida Administrative Code, whichever occurs first. The petition must comply with the requirements of Section 17-103.155 and Rule 28-5.201, Florida Administrative Code (copy attached) and be filed pursuant to Rule 17-103.155(1) in the Office of General Counsel of the Department of Environmental Regulation at 2600 Blair Stone Road, Tallahassee, Florida 32301.

Petitions which are not filed in accordance with the above provisions are subject to dismissal by the Department. In the event a formal hearing is conducted pursuant to Section 120.57(1), all parties shall have an opportunity to respond, to present evidence and argument on all issues involved, to conduct cross-examination of witnesses and submit rebuttal evidence, to submit proposed findings of facts and orders, to file exceptions to any order or hearing officer's recommended order, and to be represented by counsel. If an informal hearing is requested, the agency, in accordance with its rules of procedure, will provide affected persons or parties or their counsel an opportunity, at a convenient time and place, to present to the agency or hearing officer, written or oral evidence in opposition to the agency's action or refusal to act, or a written statement challenging the grounds upon which the agency has chosen to justify its action or inaction, pursuant to Section 120.57(2), Florida Statutes.

If a petition is filed, the administrative hearing process is designed to formulate agency action. Accordingly, the Department's final action may be different from the proposed agency action. Therefore, persons who may not wish to file a petition, may wish to intervene in the proceeding. A petition for intervention must be filed pursuant to Model Rule 28-5.207 at least five (5) days before the final hearing and be filed with the hearing officer. If one has been assigned at the Division of Administrative Hearings, 2009 Apalachee Parkway, Tallahassee, Florida 32301. If no hearing officer has been assigned, the petition is to be

AFFIDAVIT OF PUBLICATION

The Polk County Democrat

Published Semi-Weekly

Bartow, Polk County, Florida

DER File 53-103829 53-081664

STATE OF FLORIDA } COUNTY OF POLK } ss.

Before the undersigned authority personally appeared

S. L. Frisbie, IV, who on oath says that he is

Publisher of The Polk County Democrat, a newspaper published at Bartow, in Polk County, Florida; that the attached copy of advertisement, being a Intent to Issue in the matter of application for permits by USS Agri-Chemical in the Court, was published in said newspaper in the issues of July 4, 1985

Affiant further says that The Polk County Democrat is a newspaper published at Bartow, in said Polk County, Florida, and that said newspaper has heretofore been continuously published in said Polk County, Florida, each Monday and Thursday, and has been entered as second class matter at the post office in Bartow, in said Polk County, Florida, for a period of one year next preceding the first publication of the attached copy of advertisement; and affiant further says that he has neither paid nor promised any person, firm, or corporation any discount, rebate, commission, or refund for the purpose of securing this advertisement for publication in said newspaper.


Signed [Signature]

Sworn to and subscribed before me this 5th day of July, 1985.

[Signature] Notary Public

My Commission Expires:

Notary Public, State of Florida at Large My Commission Expires June 14, 1987



filed with the Department's Office of General Counsel, 2600 Blair Stone Road, Tallahassee, Florida 32301. Failure to petition to intervene within the allowed time frame constitutes a waiver of any right such person has to request a hearing under Section 120.57, Florida Statutes. Executed the 26 day of June, 1985, in Tallahassee, Florida. STATE OF FLORIDA DEPARTMENT OF ENVIRONMENTAL REGULATION C. H. Fancy, P. E. Deputy Chief Bureau of Air Quality Management Copies furnished to: Mr. J. C. Daniel, Manager USS Agri-Chemicals P. O. Box 867 Ft. Meade, Florida 33841

Bill Thomas Department of Environmental Regulation Southwest District 7601 Highway 301 North Tampa, Florida 33610 CERTIFICATION This is to certify that the foregoing intent to issue and all copies were mailed before the close of business on June 27, 1985. C. H. Fancy, P. E. Deputy Chief Bureau of Air Quality Management 2600 Blair Stone Road Tallahassee, Florida 32301 FILING AND ACKNOWLEDGEMENT FILED, on this date, pursuant to Section 120.52(9), Florida Statutes, with the designated Department Clerk, receipt of which is hereby acknowledged. Patricia G. Adams, Clerk Date: June 27, 1985 July 4, 1985-1326

STATE OF FLORIDA  
DEPARTMENT OF ENVIRONMENTAL REGULATION

TWIN TOWERS OFFICE BUILDING  
2600 BLAIR STONE ROAD  
TALLAHASSEE, FLORIDA 32301-8241



BOB GRAHAM  
GOVERNOR  
VICTORIA J. TSCHINKEL  
SECRETARY

July 2, 1985

Mr. Ron Fahs  
State A-95 Coordinator  
Florida State Planning and  
Development Clearinghouse  
Office of Planning and Budget  
The Capitol  
Tallahassee, Florida 32301

Dear Mr. Fahs:

RE: Preliminary Determination - USS Agri-Chemicals  
Sulfuric Acid Plant Modification

I wish to bring to your attention that USS Agri-Chemicals proposes to modify its existing facilities in Polk County, Florida, and that emissions of air pollutants will thereby be increased. The Florida Department of Environmental Regulation, under the authority delegated by the U.S. Environmental Protection Agency, has reviewed the proposed construction under Federal Prevention of Significant Deterioration Regulations (40 CFR 52.21) and reached a preliminary determination of approval, with conditions, for this construction.

Please also be aware that the attached Public Notice announcing the preliminary determination, the availability of pertinent information for public scrutiny and the opportunity for public comment will be published in the near future in a newspaper of general circulation in Polk County. This notice has been mailed to you for your information and in accordance with regulatory requirements. You need take no action unless you wish to comment on the proposed construction. If you have any questions, please feel free to call Mr. Bill Thomas or myself at (904)488-1344.


Sincerely,

C. H. Fancy, P.E.  
Deputy Chief  
Bureau of Air Quality  
Management

CHF/pa  
Enclosure

STATE OF FLORIDA  
DEPARTMENT OF ENVIRONMENTAL REGULATION

TWIN TOWERS OFFICE BUILDING  
2600 BLAIR STONE ROAD  
TALLAHASSEE, FLORIDA 32301-B241



BOB GRAHAM  
GOVERNOR  
VICTORIA J. TSCHINKEL  
SECRETARY

July 2, 1985

Mr. James Duane  
Central Florida Regional  
Planning Council  
Post Office Box 208  
Bartow, Florida 33830

Dear Mr. Duane:

RE: Preliminary Determination - USS Agri-Chemicals  
Sulfuric Acid Plant Modification

I wish to bring to your attention that USS Agri-Chemicals proposes to modify its existing facilities in Polk County, Florida, and that emissions of air pollutants will thereby be increased. The Florida Department of Environmental Regulation, under the authority delegated by the U.S. Environmental Protection Agency, has reviewed the proposed construction under Federal Prevention of Significant Deterioration Regulations (40 CFR 52.21) and reached a preliminary determination of approval, with conditions, for this construction.

Please also be aware that the attached Public Notice announcing the preliminary determination, the availability of pertinent information for public scrutiny and the opportunity for public comment will be published in the near future in a newspaper of general circulation in Polk County. This notice has been mailed to you for your information and in accordance with regulatory requirements. You need take no action unless you wish to comment on the proposed construction. If you have any questions, please feel free to call Mr. Bill Thomas or myself at (904)488-1344.

Sincerely,

C. H. Fancy, P.E.  
Deputy Chief  
Bureau of Air Quality  
Management

CHF/pa  
Enclosure

STATE OF FLORIDA  
DEPARTMENT OF ENVIRONMENTAL REGULATION

TWIN TOWERS OFFICE BUILDING  
2600 BLAIR STONE ROAD  
TALLAHASSEE, FLORIDA 32301-8241



BOB GRAHAM  
GOVERNOR  
VICTORIA J. TSCHINKEL  
SECRETARY

July 2, 1985

Chairman, Polk County Board of  
County Commissioners  
Post Office Box 60  
Bartow, Florida 33830

Dear Commissioners:

RE: Preliminary Determination - USS Agri-Chemicals  
Sulfuric Acid Plant Modification

I wish to bring to your attention that USS Agri-Chemicals proposes to modify its existing facilities in Polk County, Florida, and that emissions of air pollutants will thereby be increased. The Florida Department of Environmental Regulation, under the authority delegated by the U.S. Environmental Protection Agency, has reviewed the proposed construction under Federal Prevention of Significant Deterioration Regulations (40 CFR 52.21) and reached a preliminary determination of approval, with conditions, for this construction.

Please also be aware that the attached Public Notice announcing the preliminary determination, the availability of pertinent information for public scrutiny and the opportunity for public comment will be published in the near future in a newspaper of general circulation in Polk County. This notice has been mailed to you for your information and in accordance with regulatory requirements. You need take no action unless you wish to comment on the proposed construction. If you have any questions, please feel free to call Mr. Bill Thomas or myself at (904)488-1344.


Sincerely,

C. H. Fancy, P.E.  
Deputy Chief  
Bureau of Air Quality  
Management

CHF/pa  
Enclosure

STATE OF FLORIDA  
DEPARTMENT OF ENVIRONMENTAL REGULATION

TWIN TOWERS OFFICE BUILDING  
2600 BLAIR STONE ROAD  
TALLAHASSEE, FLORIDA 32301-8241



BOB GRAHAM  
GOVERNOR

VICTORIA J. TSCHINKEL  
SECRETARY

June 27, 1985

Mr. James T. Wilburn, Chief  
Air Management Branch  
Air & Waste Management Division  
U.S. EPA, Region IV  
345 Courtland Street, N.E.  
Atlanta, Georgia 30365

Dear Mr. Wilburn:

RE: Preliminary Determination - USS Agri-Chemicals  
Sulfuric Acid Plant Modification, PSD-FL-107

Enclosed for your review and comment are the Public Notice and Preliminary Determination for the modification of the above referenced Prevention of Significant Deterioration permit for USS Agri-Chemicals.

Please inform my office at (904)488-1344 if you have comments or questions regarding this determination.

Sincerely,

C. H. Fancy, P.E.  
Deputy Chief  
Bureau of Air Quality  
Management

CHF/pa

Enclosure

STATE OF FLORIDA  
DEPARTMENT OF ENVIRONMENTAL REGULATION

TWIN TOWERS OFFICE BUILDING  
2600 BLAIR STONE ROAD  
TALLAHASSEE, FLORIDA 32301-8241



BOB GRAHAM  
GOVERNOR

VICTORIA J. TSCHINKEL  
SECRETARY

June 27, 1985

Kathy Campbell  
Librarian  
Bartow Public Library  
315 Parker Street  
Bartow, Florida 33830

Dear Ms. Campbell:

RE: Preliminary Determination - USS Agri-Chemicals  
Sulfuric Acid Plant Modification

The Bureau of Air Quality Management needs to make the enclosed information available for public inspection pursuant to Federal Prevention of Significant Deterioration Regulations (40 CFR 52.21, Paragraph (q)). A notice directing people to the library will be published in a local newspaper in the near future.

The information must be available upon request for a period of at least 30 days from the notice date. At the end of the period, we will forward to you a Final Determination on the permit application which must be available for an additional 30 days.

We appreciate your help in providing this valuable public service. Should you have any questions, please call me at (904)488-1344.

Sincerely,

C. H. Fancy, P.E.  
Deputy Chief  
Bureau of Air Quality  
Management


CHF/pa

Enclosure



STATE OF FLORIDA  
DEPARTMENT OF ENVIRONMENTAL REGULATION

TWIN TOWERS OFFICE BUILDING  
2600 BLAIR STONE ROAD  
TALLAHASSEE, FLORIDA 32301-8241



BOB GRAHAM  
GOVERNOR  
VICTORIA J. TSCHINKEL  
SECRETARY

June 21, 1985

CERTIFIED MAIL-RETURN RECEIPT REQUESTED

Mr. J. C. Daniel, Manager  
USS Agri-Chemicals  
P. O. Box 867  
Ft. Meade, Florida 33841

Dear Mr. Daniel:

Attached is one copy of the Technical Evaluation and Preliminary Determination, and proposed permits to modify your existing phosphoric acid plants and one copy of the Technical and Preliminary Determination, and proposed permits to modify your existing sulfuric acid plants that are located in Polk County, Florida.

Before final action can be taken on your draft permits, you are required by Florida Administrative Code Rule 17-103.150 to publish the attached Notice of Proposed Agency Action in the legal advertising section of a newspaper of general circulation in Polk County no later than fourteen days after receipt of this letter. The department must be provided with proof of publication within seven days of the date the notice is published. Failure to publish the notice may be grounds for denial of the permits.

Please submit, in writing, any comments which you wish to have considered concerning the department's proposed action to Mr. Bill Thomas of the Bureau of Air Quality Management.

Sincerely,

C. H. Fancy, P.E.  
Deputy Chief  
Bureau of Air Quality  
Management

CHF/pa

Attachments

cc: Bill Thomas

State of Florida  
Department of Environmental Regulation  
Notice of Proposed Agency Action  
on Permit Application

The Department gives notice of its Intent to Issue permits to USS Agri-Chemicals to authorize increases in production of two existing phosphoric acid plants and two existing sulfuric acid plants. These plants are located in Polk County, 3.5 miles west of Ft. Meade on State Road 630.

Maximum allowable production of each phosphoric acid plant will be increased from 800 to 1,000 TPD  $P_2O_5$ . Fluoride emissions from each plant will increase by 0.8 TPY. A best available control technology (BACT) determination was not required for the modifications of the phosphoric acid plants.

Maximum allowable production of each sulfuric acid plant will be increased from 2,200 to 3,000 TPD acid. Emissions from each plant will increase by the following amounts; 532 TPY sulfur dioxide, 19.9 TPY acid mist, and 29.6 TPY nitrogen oxides. A BACT determination was required for the modifications of the sulfuric acid plants.

The increased emissions resulting from these modifications will not cause or contribute to a violation of any PSD increment or ambient air quality standard.

Persons whose substantial interests are affected by the Department's proposed permitting decision may petition for an administrative proceeding (hearing) in accordance with Section 120.57, Florida Statutes. The petition must conform to the requirements of Chapters 17-103 and 28-5, Florida Administrative Code, and must be filed (received) in the Office of General Counsel of the Department at 2600 Blair Stone Road, Twin Towers Office Building, Tallahassee, Florida 32301, within fourteen (14) days of publication of this notice. Failure to file a request for hearing within this time period shall constitute a waiver of any right such person may have to request an administrative determination (hearing) under Section 120.57, Florida Statutes.

If a petition is filed, the administrative hearing process is designed to formulate agency action. Accordingly, the Department's final action may be different from the position taken by it in this preliminary statement. Therefore, persons who may not object to the proposed agency action may wish to intervene in the proceeding. A petition for intervention must be filed pursuant to Model Rule 28-5.207 at least five (5) days

before the final hearing and be filed with the hearing officer if one has been assigned at the Division of Administrative Hearings, Department of Administration, 2009, Apalachee Parkway, Tallahassee, Florida 32301. If no hearing officer has been assigned, the petition is to be filed with the Department's Office of General Counsel, 2600 Blair Stone Road, Tallahassee, Florida 32301. Failure to petition to intervene within the allowed time frame constitutes a waiver of any right such person has to request a hearing under Section 120.57, Florida Statutes.

The application, technical evaluation, and Department's Intent for the proposed project is available for public inspection during normal business hours, 8:00 a.m. to 5:00 p.m., Monday through Friday, except legal holidays, at the following locations:

Dept. of Environmental Regulation  
Southwest District  
7601 Highway 301 N  
Tampa, Florida 33610

Dept. of Environmental Regulation  
Bureau of Air Quality Management  
2600 Blair Stone Road  
Tallahassee, Florida 32301

Bartow Public Library  
Bartow, Florida 33830

Any person may send written comments on the proposed action to Mr. Bill Thomas at the Department's Tallahassee address. All comments mailed within 30 days of the publication of this notice will be considered in the Department's final determination.

RULES OF THE ADMINISTRATIVE COMMISSION  
MODEL RULES OF PROCEDURE  
CHAPTER 28-5  
DECISIONS DETERMINING SUBSTANTIAL INTERESTS

28-5.15 Requests for Formal and Informal Proceedings

- (1) Requests for proceedings shall be made by petition to the agency involved. Each petition shall be printed typewritten or otherwise duplicated in legible form on white paper of standard legal size. Unless printed, the impression shall be on one side of the paper only and lines shall be double spaced and indented.
- (2) All petitions filed under these rules should contain:
  - (a) The name and address of each agency affected and each agency's file or identification number, if known;
  - (b) The name and address of the petitioner or petitioners;
  - (c) All disputed issues of material fact. If there are none, the petition must so indicate;
  - (d) A concise statement of the ultimate facts alleged, and the rules, regulations and constitutional provisions which entitle the petitioner to relief;
  - (e) A statement summarizing any informal action taken to resolve the issues, and the results of that action;
  - (f) A demand for the relief to which the petitioner deems himself entitled; and
  - (g) Such other information which the petitioner contends is material.

No. 0155582

RECEIPT FOR CERTIFIED MAIL

NO INSURANCE COVERAGE PROVIDED—  
NOT FOR INTERNATIONAL MAIL  
(See Reverse)

SENT TO		Mr. J. C. Daniel	
STREET AND NO.			
P.O., STATE AND ZIP CODE			
POSTAGE		\$	
CONSULT POSTMASTER FOR FEES	CERTIFIED FEE	¢	
	SPECIAL DELIVERY	¢	
	RESTRICTED DELIVERY	¢	
	RETURN RECEIPT SERVICE	SHOW TO WHOM AND DATE DELIVERED	¢
		SHOW TO WHOM, DATE, AND ADDRESS OF DELIVERY	¢
		SHOW TO WHOM AND DATE DELIVERED WITH RESTRICTED DELIVERY	¢
SHOW TO WHOM, DATE AND ADDRESS OF DELIVERY WITH RESTRICTED DELIVERY		¢	
TOTAL POSTAGE AND FEES		\$	
POSTMARK OR DATE		6/27/85	

PS Form 3800, Apr. 1976

PS Form 3811, July 1983

**SENDER: Complete items 1, 2, 3 and 4.**

Put your address in the "RETURN TO" space on the reverse side. Failure to do this will prevent this card from being returned to you. The return receipt fee will provide you the name of the person delivered to and the date of delivery. For additional fees the following services are available. Consult postmaster for fees and check box(es) for service(s) requested.

- Show to whom, date and address of delivery.
- Restricted Delivery.

**3. Article Addressed to:**  
Mr. J. C. Daniel  
USS Agri-Chemicals  
P. O. Box 867  
Ft. Meade, FL 33841

<b>4. Type of Service:</b>	<b>Article Number</b>
<input type="checkbox"/> Registered <input type="checkbox"/> Insured <input checked="" type="checkbox"/> Certified <input type="checkbox"/> COD <input type="checkbox"/> Express Mail	0155582

**Always obtain signature of addressee or agent and DATE DELIVERED.**

- 5. Signature - Addressee**  
X
- 6. Signature - Agent**  
X *[Signature]*
- 7. Date of Delivery**  
*7/1/85*
- 8. Addressee's Address (ONLY if requested and fee paid)**

DOMESTIC RETURN RECEIPT

BEFORE THE STATE OF FLORIDA  
DEPARTMENT OF ENVIRONMENTAL REGULATION

In the Matter of )  
Application for Permits by: )  
 )  
USS Agri-Chemical )  
Post Office Box 867 ) DER File No. AC 53-103831  
Ft. Meade, Florida 33841 ) 53-103830  
 )  
 )

INTENT TO ISSUE

The Department of Environmental Regulation hereby gives notice of its Intent to Issue, and proposed order of issuance for, a permit pursuant to Chapter 403, Florida Statutes, for the proposed project as detailed in the application specified above. The Department is issuing this Intent to Issue for the reasons stated in the attached Technical Evaluation and Preliminary Determination.

The applicant, USS Agri-Chemicals, applied on January 23, 1984, to the Department of Environmental Regulation for permits to modify their existing phosphoric acid plants located in Polk County on State Road 630, 3.5 miles west of Ft. Meade, Florida.

The Department has permitting jurisdiction under Chapter 403, Florida Statutes and Florida Administrative Code Rules 17-2 and 17-4. The project is not exempt from permitting procedures. The applicant was officially notified by the Department that air construction permits were required for the proposed work.

This intent to issue shall be placed before the Secretary for final action unless an appropriate petition for a hearing pursuant to the provisions of Section 120.57, Florida Statutes, is filed within fourteen (14) days from receipt of this letter or

publication of the public notice (copy attached) required pursuant to Rule 17-103.150, Florida Administrative Code, whichever occurs first. The petition must comply with the requirements of Section 17-103.155 and Rule 28-5.201, Florida Administrative Code (copy attached) and be filed pursuant to Rule 17-103.155(1) in the Office of General Counsel of the Department of Environmental Regulation at 2600 Blair Stone Road, Tallahassee, Florida 32301.


Petitions which are not filed in accordance with the above provisions are subject to dismissal by the Department. In the event a formal hearing is conducted pursuant to Section 120.57(1), all parties shall have an opportunity to respond, to present evidence and argument on all issues involved, to conduct cross-examination of witnesses and submit rebuttal evidence, to submit proposed findings of facts and orders, to file exceptions to any order or hearing officer's recommended order, and to be represented by counsel. If an informal hearing is requested, the agency, in accordance with its rules of procedure, will provide affected persons or parties or their counsel an opportunity, at a convenient time and place, to present to the agency or hearing officer, written or oral evidence in opposition to the agency's action or refusal to act, or a written statement challenging the grounds upon which the agency has chosen to justify its action or inaction, pursuant to Section 120.57(2), Florida Statutes.

If a petition is filed, the administrative hearing process is designed to formulate agency action. Accordingly, the Department's final action may be different from the proposed agency action. Therefore, persons who may not wish to file a petition, may wish to intervene in the proceeding. A petition for intervention must be filed pursuant to Model Rule 28-5.207 at least five (5) days before the final hearing and be filed with the hearing officer if one has been assigned at the Division of

Administrative Hearings, 2009 Apalachee Parkway, Tallahassee, Florida 32301. If no hearing officer has been assigned, the petition is to be filed with the Department's Office of General Counsel, 2600 Blair Stone Road, Tallahassee, Florida 32301. Failure to petition to intervene within the allowed time frame constitutes a waiver of any right such person has to request a hearing under Section 120.57, Florida Statutes.

Executed the 26 day of June, 1985, in Tallahassee, Florida.

STATE OF FLORIDA DEPARTMENT  
OF ENVIRONMENTAL REGULATION

  
\_\_\_\_\_  
C. H. Fancy, P.E.  
Deputy Chief  
Bureau of Air Quality  
Management

Copies furnished to:

Mr. J. C. Daniel, Manager  
USS Agri-Chemicals  
P. O. Box 867  
Ft. Meade, Florida 33841

Bill Thomas  
Department of Environmental Regulation  
Southwest District  
7601 Highway 301 North  
Tampa, Florida 33610



CERTIFICATION

This is to certify that the foregoing Intent to Issue and all copies were mailed before the close of business on June 27, 1985 1985.



\_\_\_\_\_  
C. H. Fancy, P.E.  
Deputy Chief  
Bureau of Air Quality  
Management  
2600 Blair Stone Road  
Tallahassee, Florida 32301

FILING AND ACKNOWLEDGEMENT  
FILED, on this date, pursuant to  
§120.52(9), Florida Statutes, with  
the designated Department Clerk,  
receipt of which is hereby acknow-  
ledged.

Patricia G. Adams June 27, 1985  
Clerk Date

BEFORE THE STATE OF FLORIDA  
DEPARTMENT OF ENVIRONMENTAL REGULATION

In the Matter of )  
Application for Permits by: )  
 )  
USS Agri-Chemical )  
Post Office Box 867 ) DER File No. AC 53-103829  
Ft. Meade, Florida 33841 ) 53-081664  
 )  
 )

INTENT TO ISSUE

The Department of Environmental Regulation hereby gives notice of its Intent to Issue, and proposed order of issuance for, a permit pursuant to Chapter 403, Florida Statutes, for the proposed project as detailed in the application specified above. The Department is issuing this Intent to Issue for the reasons stated in the attached Technical Evaluation and Preliminary Determination.

The applicant, USS Agri-Chemicals, applied on January 23, 1984, to the Department of Environmental Regulation for permits to modify their existing sulfuric acid plants located in Polk County on State Road 630, 3.5 miles west of Ft. Meade, Florida.

The Department has permitting jurisdiction under Chapter 403, Florida Statutes and Florida Administrative Code Rules 17-2 and 17-4. The project is not exempt from permitting procedures. The applicant was officially notified by the Department that air construction permits were required for the proposed work.

This intent to issue shall be placed before the Secretary for final action unless an appropriate petition for a hearing pursuant to the provisions of Section 120.57, Florida Statutes, is filed within fourteen (14) days from receipt of this letter or

publication of the public notice (copy attached) required pursuant to Rule 17-103.150, Florida Administrative Code, whichever occurs first. The petition must comply with the requirements of Section 17-103.155 and Rule 28-5.201, Florida Administrative Code (copy attached) and be filed pursuant to Rule 17-103.155(1) in the Office of General Counsel of the Department of Environmental Regulation at 2600 Blair Stone Road, Tallahassee, Florida 32301.

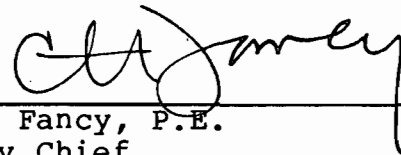
Petitions which are not filed in accordance with the above provisions are subject to dismissal by the Department. In the event a formal hearing is conducted pursuant to Section 120.57(1), all parties shall have an opportunity to respond, to present evidence and argument on all issues involved, to conduct cross-examination of witnesses and submit rebuttal evidence, to submit proposed findings of facts and orders, to file exceptions to any order or hearing officer's recommended order, and to be represented by counsel. If an informal hearing is requested, the agency, in accordance with its rules of procedure, will provide affected persons or parties or their counsel an opportunity, at a convenient time and place, to present to the agency or hearing officer, written or oral evidence in opposition to the agency's action or refusal to act, or a written statement challenging the grounds upon which the agency has chosen to justify its action or inaction, pursuant to Section 120.57(2), Florida Statutes.

If a petition is filed, the administrative hearing process is designed to formulate agency action. Accordingly, the Department's final action may be different from the proposed agency action. Therefore, persons who may not wish to file a petition, may wish to intervene in the proceeding. A petition for intervention must be filed pursuant to Model Rule 28-5.207 at least five (5) days before the final hearing and be filed with the hearing officer if one has been assigned at the Division of

Administrative Hearings, 2009 Apalachee Parkway, Tallahassee, Florida 32301. If no hearing officer has been assigned, the petition is to be filed with the Department's Office of General Counsel, 2600 Blair Stone Road, Tallahassee, Florida 32301. Failure to petition to intervene within the allowed time frame constitutes a waiver of any right such person has to request a hearing under Section 120.57, Florida Statutes.

Executed the 26 day of June, 1985, in Tallahassee, Florida.

STATE OF FLORIDA DEPARTMENT  
OF ENVIRONMENTAL REGULATION



C. H. Fancy, P.E.  
Deputy Chief  
Bureau of Air Quality  
Management


Copies furnished to:

Mr. J. C. Daniel, Manager  
USS Agri-Chemicals  
P. O. Box 867  
Ft. Meade, Florida 33841

Bill Thomas  
Department of Environmental Regulation  
Southwest District  
7601 Highway 301 North  
Tampa, Florida 33610

CERTIFICATION

This is to certify that the foregoing Intent to Issue and all copies were mailed before the close of business on June 27, 1985, 1985.

  
\_\_\_\_\_  
C. H. Fancy, P.E.  
Deputy Chief  
Bureau of Air Quality  
Management  
2600 Blair Stone Road  
Tallahassee, Florida 32301

FILING AND ACKNOWLEDGEMENT  
FILED, on this date, pursuant to  
§120.52(9), Florida Statutes, with  
the designated Department Clerk,  
receipt of which is hereby acknow-  
ledged.

Patricia G. Adams June 27, 1985  
Clerk Date

Technical Evaluation  
and  
Preliminary Determination

USS Agri-Chemicals  
Ft. Meade, Florida  
Polk County

Sulfuric Acid Plant Modifications

File Numbers

AC 53-103829 - No. 1 Plant  
AC 53-081664 - No. 2 Plant

Florida Department of Environmental Regulation  
Bureau of Air Quality Management  
Central Air Permitting

June 21, 1985

I. Applicant

A. USS Agri-Chemicals  
 P. O. Box 867  
 Ft. Meade, Florida 33841

B. Request

Mr. G. W. Beck, General Manager of Administrative Services, submitted applications for permits to modify two existing sulfuric acid plants (SIC 2819) on January 23, 1984. The applications were considered complete on receipt of DER Forms 17-2.202(1) on May 6, 1985.

C. Project and Location

USS Agri-Chemicals proposes to increase production in two existing sulfuric acid plants from 2,200 to 3,000 TPD of 100 percent sulfuric acid. Except for the addition of more catalyst to the converter towers, no major modifications to the plants are anticipated.

The plants are located in Polk County, 3.5 miles west of Ft. Meade on State Road 630. The UTM coordinates of this site are zone 17, 416.12 km E and 3068.67 km N.

D. Air Pollutant Emissions

The following table summarizes the permitted emissions from each sulfuric acid plant before and after the modification:

	Emissions							
	Production	Sulfur Dioxide			Acid Mist			NOx
	TPD 100% acid	lb/T acid	lb/hr	TPY	lb/T acid	lb/hr	TPY	TPY
Proposed*	3000	4	500	1992	0.15	18.8	74.7	73.6
Present*	2200	4	367	1460	0.15	13.8	51	44.0
Change	800	0	+133	+532	0	+5.0	+19.9	29.6

\* Based on 7,967 hr/year operation

As two sulfuric acid plants are involved in the modification the total increase in emission could double the values shown in the table.

## II. Rule Applicability

The proposed project, modifications to existing sulfuric acid plants, is subject to preconstruction review under the provisions of Chapter 403, Florida Statutes, and Chapters 17-2 and 17-4, Florida Administrative Code.

The proposed facility is located in an area designated "Unclassifiable" for the criteria pollutant particulate matter (17-2.430) but in the area of influence of the Hillsborough County particulate matter nonattainment area (17-2.410). The area is designated attainment for the other criteria pollutants (17-2.420).

The modifications are not subject to New Source Review for Nonattainment Areas because sulfuric acid plants are not a source of particulate matter emissions.

Sulfuric acid plants are listed in Chapter 17-2, Table 500-1, Major Facility Categories. The USS Agri-Chemical plant is considered a major facility because sulfur dioxide emissions exceed 100 TPY. In addition, the increase in sulfur dioxide, acid mist and nitrogen oxides emissions associated with the proposed production increase, will exceed the significant emission rates listed in Table 500-2.

The modifications are subject to Prevention of Significant Deterioration (PSD) regulations, 17-2.500, because of the significant increase in sulfur dioxide, acid mist, and nitrogen oxide emissions. Allowable emissions of these pollutants shall be established by a best available control technology (BACT) determination as required by 17-2.500(5)(c), FAC.

The modified plants will also be subject to 40 CFR 60.80, Subpart H, new source performance standards (NSPS) for sulfuric acid plants.

## III. Technical Evaluation

The state and federal construction permits for the two existing sulfuric acid plants were issued in 1980 and 1981. A condition of these construction permits was that the plants comply with the new source performance standards (NSPS) for sulfuric acid plants (40 CFR 60, Subpart H). The plants have been built and were placed in operation in 1983. Compliance tests showed the emissions from each plant were below the NSPS of 4 lb/ton sulfur dioxide, 0.15 lb/ton acid mist, and 10 percent opacity. No nitrogen oxides standard exists for these plants.

Most of the process and control equipment appears to be oversized for the original 2,200 TPD production rate design. The applicant believes each plant can produce 3,000 TPD sulfuric acid by adding additional catalyst to the converter tower and by making minor changes in the process equipment.



Compliance tests have shown these plants can meet NSPS. The department believes that NSPS can be met at higher production rates in these plants.

A more detailed evaluation can be found in the department's best available control technology determination (BACT) in the Appendix and in the Tampa and Tallahassee files for the original construction permits that were issued for these sulfuric acid plants.

#### IV. Air Quality Impact

##### A. Introduction

An air quality impact analysis is required and has been performed for SO<sub>2</sub>, NO<sub>2</sub>, and sulfuric acid mist, pollutants for which a significant increase in annual emissions has been determined.

The analysis consists of:

- o An analysis of existing air quality;
- o A PSD increment analysis (SO<sub>2</sub> only);
- o A Florida Ambient Air Quality Standards (AAQS) analysis;
- o An analysis of impacts on soils, vegetation, and visibility and of growth-related air quality impacts; and
- o A "good engineering practice" (GEP) stack height determination.

Based on this required analysis, the department has reasonable assurance that the proposed modifications at the USS Agri-Chemicals Fort Meade chemical complex, as described in these permits and subject to the conditions of approval proposed herein, will not cause or contribute to a violation of any PSD increment or ambient air quality standard. A discussion of the modeling methodology and required portions of the analysis follows.

##### B. Modeling Methodology

The Industrial Source Complex Short-Term (ISCST) model, an EPA approved atmospheric dispersion model, was used to satisfy the modeling requirements of these applications for both the short-term (24 hours or less) and long term (annual) averaging periods. The applicant used this model to first determine the area of significant impact of the new (or increment consuming) sources of SO<sub>2</sub>

involved in the modification<sup>1</sup>. The area of significant impact is the area enclosed by a circle centered on the applicant's facility, the radius of which is defined by the farthest distance to which a significant impact is determined. A significant impact is defined for the annual ( $1 \text{ ug/m}^3$ ), the 24-hour ( $5 \text{ ug/m}^3$ ), and the 3-hour ( $25 \text{ ug/m}^3$ ) averaging periods. This distance was determined to be 4.5 kilometers. Thus, beyond this distance the increased emissions resulting from the new sources are presumed to not have a significant impact on ambient air quality.

After determining the area of significant impact the applicant then modeled further to determine the critical days of meteorology which result in maximum ground-level impacts. To do this all major sources within 50 kilometers of the USS Agri-Chemicals facility were included in the modeling. Receptors were placed within the area of significant impact in a coarse mesh grid. Highest and highest, second-high ground-level concentrations were calculated considering three groups of sources:

- (1) those sources which consume PSD increment (new sources);
- (2) those sources which are considered in the baseline; and
- (3) all sources currently permitted or proposed to be permitted.

The results of these runs, using five years of meteorological data, determined the critical days of meteorology for which more refined modeling was completed.

Refined modeling was completed for the critical days using a 0.1 kilometer-mesh receptor grid. Again, new, baseline, and all sources were modeled.

The surface and upper air meteorological data used in the models were National Weather Service (NWS) data collected at Tampa, Florida located approximately 67 kilometers west of USS Agri-Chemicals. Meteorological data for the years 1973, 1974, 1975, 1978, and 1979 were used in the models. The data for 1976 and 1977 are not available in a form suitable for input to the models, therefore, a noncontinuous five-year period was approved by the department.

The stack parameters and emission rates for the sources involved in the modifications are given in Tables 1 and 2.

### C. Analysis of Existing Air Quality

Under the state PSD regulations the applicant is required to submit preconstruction ambient air monitoring data for all pollu-

<sup>1</sup> Strictly speaking, the area of significant impact should be determined from the net emissions increase. However, in this case the difference has been determined to be minimal.

Table 1 -- Stack Parameters

Source	Stack Height (m)	Stack Gas Temp. (K)	Stack Gas Velocity (m/s)	Stack Diameter (m)
H <sub>2</sub> SO <sub>4</sub> plant 1	53.4	355	15.91(1)	2.59
H <sub>2</sub> SO <sub>4</sub> plant 2	53.4	355	15.91(1)	2.59

(1) The stack gas exit velocity before the modification was 9.45 m/s.

Table 2 -- Emission Rates (g/s)

Source	SO <sub>2</sub>		NO <sub>2</sub>		Sulfuric Acid Mist	
	Previous	Proposed	Previous	Proposed	Previous	Proposed
H <sub>2</sub> SO <sub>4</sub> plant 1	46.2	63.0	1.39	2.33	1.74	2.37
H <sub>2</sub> SO <sub>4</sub> plant 2	46.2	63.0	1.39	2.33	1.74	2.37

tants for which a significant emissions increase will occur and for which an ambient air quality standard exists. An exemption to this requirement may be obtained if the maximum predicted air quality impact of the net emissions increase is less than a specified de minimus concentration. For the applicable pollutants in this application the de minimus values are: SO<sub>2</sub> - 13 ug/m<sup>3</sup>, 24-hour average; and NO<sub>2</sub> - 14 ug/m<sup>3</sup>, annual average. No ambient standard or de minimus value exists for sulfuric acid mist.

The maximum predicted impact of NO<sub>2</sub> is less than the de minimus level for this pollutant. Therefore, no preconstruction monitoring was required.

The applicant performed the required ambient air quality monitoring for the pollutant SO<sub>2</sub>. The data was collected during the period of February 2, 1983, through June 3, 1983. The four-month average SO<sub>2</sub> concentration was 5.4 ug/m<sup>3</sup>. The highest measured three-hour average concentration was 131 ug/m<sup>3</sup> and the second highest was 130 ug/m<sup>3</sup>. The highest 24-hour average was 43.7 ug/m<sup>3</sup> and the second highest was 39.8 ug/m<sup>3</sup>. In all, 81 percent of the hourly data collected measured a zero concentration.

#### D. PSD Increment Analysis

The USS Agri-Chemicals facility is located in an area where the Class II PSD increments apply. The nearest Class I area is the Chassahowitzka National Wilderness Area located over 100 kilometers to the northwest. A PSD analysis is required for SO<sub>2</sub> in the Class II area. No analysis is required for the Class I area because of its distance.

All increment consuming sources of SO<sub>2</sub> at the USS Agri-Chemicals facility and other surrounding facilities were included in the modeling analysis. The results of the analysis are contained in Table 3.

Table 3 -- PSD Increments

Pollutant and Averaging Time	Class II Increment (ug/m <sup>3</sup> )	Predicted Increase (ug/m <sup>3</sup> )	Percent Consumed
SO <sub>2</sub>			
Three-hour (1)	512	148	29
24-hour (1)	91	27	30
Annual	20	0	0

(1) Not to be exceeded more than once per year.

No violation of a PSD increment is predicted to occur as a result of the proposed modification.

### E. AAQS Analysis

An ambient air quality standards (AAQS) analysis is required for all pollutants for which a significant increase in annual emissions is proposed and for which an AAQS exists. The analysis includes an evaluation of background concentration of the subject pollutants and a modeling evaluation of all sources of those pollutants in the area surrounding the modified facility. The pollutants for which this section applies are SO<sub>2</sub> and NO<sub>2</sub>.

A background value has been proposed by the applicant of 0 ug/m<sup>3</sup> for SO<sub>2</sub> for all averaging times. This value represents the measured concentration when no sources of SO<sub>2</sub> are impacting the area. No background value for NO<sub>2</sub> was proposed because the ambient impact caused by the proposed increase in emissions of this pollutant was insignificant.

All major sources of SO<sub>2</sub> in the region were included in the modeling analysis. The maximum predicted ground level concentrations (all modeled sources plus background) near the USS Agri-Chemicals facility, off plant property, are shown in Table 4.

Table 4 -- Ambient Air Quality Standards

Pollutant and Averaging Time	Florida AAQS (ug/m <sup>3</sup> )	Predicted USS Agri-Chem. Impact (ug/m <sup>3</sup> )	Predicted Total Impact (ug/m <sup>3</sup> )
SO <sub>2</sub>			
Three-hour (1)	1300	632(3)	1040(2)
24-hour (1)	260	207(3)	236(2)
Annual	60	18(3)	45
NO <sub>2</sub>			
Annual	100	<1(3)	<2

- (1) Not to be exceeded more than once per year
- (2) Highest, second-high predicted concentration
- (3) Highest predicted concentrations based on one year of meteorological data; modeling performed by FDER.

In addition to the emissions of the criteria pollutants SO<sub>2</sub> and NO<sub>2</sub>, there are significant emissions of sulfuric acid mist, a noncriteria pollutant. Although there is no ambient air quality standard for this pollutant, there is a de minimus impact level of 1 ug/m<sup>3</sup>, 24-hour average. The modeling has shown that the increased emissions of sulfuric acid mist results in an ambient air increase at ground-level of less than that de minimus level.

There are no nonattainment areas for SO<sub>2</sub> or NO<sub>2</sub> within 50 kilometers of the USS Agri-Chemicals facility. As such, no analysis of the impact on these areas is necessary.

#### F. Additional Impacts Analysis

##### 1. Impacts on Soils, Vegetation, and Visibility

The maximum ground-level concentrations predicted to occur in the area surrounding the USS Agri-Chemicals facility are below the Florida AAQS for SO<sub>2</sub> and NO<sub>2</sub>. These standards are set to protect public welfare-related values. Therefore, no adverse impact on soils and vegetation are expected. The increased emissions of sulfuric acid mist is predicted to increase ambient levels by less than 1 ug/m<sup>3</sup>. No adverse impact is expected.

The nearest Class I area is located over 100 kilometers from the facility. No impact on visibility is expected on this area due to the USS Agri-Chemicals facility.

##### 2. Growth-Related Air Quality Impacts

No new jobs will be created; therefore, no growth-related impact is expected.

##### 3. GEP Stack Height Determination

Regulations published by the EPA in the Federal Register of February 8, 1982, define GEP stack height as the highest of:

1. 65 meters; or
2. The maximum nearby building height plus 1.5 times the building height or width, whichever is less.

While the actual stack height employed can exceed this height, the stack height used in modeling to determine compliance with the AAQS and PSD increments cannot. All stacks at the USS Agri-Chemicals facility are less than the GEP limit of 65 meters.

#### V. Conclusion

Based on the data submitted by USS Agri-Chemicals, the department has concluded that its two sulfuric acid plants can be modified to increase production and be operated in compliance with all state and federal air pollution control regulations. The department proposes to issue construction permits that will authorize the increased production and sulfur dioxide/acid mist emissions from these plants. The General and Specific Conditions in the proposed permits (drafts attached) will assure compliance of the modified sulfuric acid plants with the air pollution control regulations.

STATE OF FLORIDA  
DEPARTMENT OF ENVIRONMENTAL REGULATION

TWIN TOWERS OFFICE BUILDING  
2600 BLAIR STONE ROAD  
TALLAHASSEE, FLORIDA 32301-8241



BOB GRAHAM  
GOVERNOR

VICTORIA J. TSCHINKEL  
SECRETARY

PERMITTEE:  
USS Agri-Chemicals  
P. O. Box 867  
Ft. Meade, Florida 33841

Permit Number: AC 53-103829  
Expiration Date: April 1, 1987  
County: Polk  
Latitude/Longitude: 24° 44' 27"N/  
81° 51' 4"W  
Project: No. 1 Sulfuric Acid  
Plant Modification

This permit is issued under the provisions of Chapter 403, Florida Statutes, and Florida Administrative Code Rule(s) 17-2 and 17-4. The above named permittee is hereby authorized to perform the work or operate the facility shown on the application and approved drawings, plans, and other documents attached hereto or on file with the department and made a part hereof and specifically described as follows:

Modifications to an existing No. 1 Sulfuric Acid Plant to increase production from 2,200 to 3,000 TPD 100 percent sulfuric acid. Sulfur dioxide emissions are controlled by the double contact/double absorption process. Acid mist emissions are controlled by a demister. The plant is located in Polk County, 3.5 miles west of Ft. Meade on State Road 630. The UTM coordinates of this site are zone 17, 416.12 km E and 3068.62 km N.

This construction permit replaces permit No. AO 53-69837.

The modifications shall be in accordance with the plans and schedule submitted by the permittee and attached to the permit except for the changes listed in the Specific Conditions.

attachments: Application received May 6, 1985.  
USS Agri-Chemicals letter dated April 24, 1985.  
Application for PSD Approval dated January, 1984.  
USS Agri-Chemicals letter dated August 20, 1984.  
Sholtes & Koogler letter dated May 18, 1984.  
USS Agri-Chemicals letter dated January 19, 1984.

PERMITTEE:  
USS Agri-Chemicals

Permit Number:AC 53-103829  
Expiration Date: April 1, 1987

**GENERAL CONDITIONS:**

1. The terms, conditions, requirements, limitations, and restrictions set forth herein are "Permit Conditions" and as such are binding upon the permittee and enforceable pursuant to the authority of Sections 403.161, 403.727, or 403.859 through 403.861, Florida Statutes. The permittee is hereby placed on notice that the department will review this permit periodically and may initiate enforcement action for any violation of the "Permit Conditions" by the permittee, its agents, employees, servants or representatives.

2. This permit is valid only for the specific processes and operations applied for and indicated in the approved drawings or exhibits. Any unauthorized deviation from the approved drawings, exhibits, specifications, or conditions of this permit may constitute grounds for revocation and enforcement action by the department.

3. As provided in Subsections 403.087(6) and 403.722(5), Florida Statutes, the issuance of this permit does not convey any vested rights or any exclusive privileges. Nor does it authorize any injury to public or private property or any invasion of personal rights, nor any infringement of federal, state or local laws or regulations. This permit does not constitute a waiver of or approval of any other department permit that may be required for other aspects of the total project which are not addressed in the permit.

4. This permit conveys no title to land or water, does not constitute state recognition or acknowledgement of title, and does not constitute authority for the use of submerged lands unless herein provided and the necessary title or leasehold interests have been obtained from the state. Only the Trustees of the Internal Improvement Trust Fund may express state opinion as to title.

5. This permit does not relieve the permittee from liability for harm or injury to human health or welfare, animal, plant or aquatic life or property and penalties therefore caused by the construction or operation of this permitted source, nor does it allow the permittee to cause pollution in contravention of Florida Statutes and department rules, unless specifically authorized by an order from the department.



PERMITTEE:  
USS Agri-Chemicals

Permit Number: AC 53-103829  
Expiration Date: April 1, 1987

**GENERAL CONDITIONS:**

6. The permittee shall at all times properly operate and maintain the facility and systems of treatment and control (and related appurtenances) that are installed or used by the permittee to achieve compliance with the conditions of this permit, as required by department rules. This provision includes the operation of backup or auxiliary facilities or similar systems when necessary to achieve compliance with the conditions of the permit and when required by department rules.

7. The permittee, by accepting this permit, specifically agrees to allow authorized department personnel, upon presentation of credentials or other documents as may be required by law, access to the premises, at reasonable times, where the permitted activity is located or conducted for the purpose of:

- a. Having access to and copying any records that must be kept under the conditions of the permit;
- b. Inspecting the facility, equipment, practices, or operations regulated or required under this permit; and
- c. Sampling or monitoring any substances or parameters at any location reasonably necessary to assure compliance with this permit or department rules.

Reasonable time may depend on the nature of the concern being investigated.

8. If, for any reason, the permittee does not comply with or will be unable to comply with any condition or limitation specified in this permit, the permittee shall immediately notify and provide the department with the following information:

- a. a description of and cause of non-compliance; and
- b. the period of noncompliance, including exact dates and times; or, if not corrected, the anticipated time the noncompliance is expected to continue, and steps being taken to reduce, eliminate, and prevent recurrence of the noncompliance.

PERMITTEE:  
USS Agri-Chemicals

Permit Number:AC 53-103829  
Expiration Date: April 1, 1987

**GENERAL CONDITIONS:**

The permittee shall be responsible for any and all damages which may result and may be subject to enforcement action by the department for penalties or revocation of this permit.

9. In accepting this permit, the permittee understands and agrees that all records, notes, monitoring data and other information relating to the construction or operation of this permitted source, which are submitted to the department, may be used by the department as evidence in any enforcement case arising under the Florida Statutes or department rules, except where such use is proscribed by Sections 403.73 and 403.111, Florida Statutes.

10. The permittee agrees to comply with changes in department rules and Florida Statutes after a reasonable time for compliance, provided however, the permittee does not waive any other rights granted by Florida Statutes or department rules.

11. This permit is transferable only upon department approval in accordance with Florida Administrative Code Rules 17-4.12 and 17-30.30, as applicable. The permittee shall be liable for any non-compliance of the permitted activity until the transfer is approved by the department.

12. This permit is required to be kept at the work site of the permitted activity during the entire period of construction or operation.

13. This permit also constitutes:

- (x) Determination of Best Available Control Technology (BACT)
- (x) Determination of Prevention of Significant Deterioration (PSD)
- (x) Compliance with New Source Performance Standards.

14. The permittee shall comply with the following monitoring and record keeping requirements:

- a. Upon request, the permittee shall furnish all records and plans required under department rules. The retention period for all records will be extended automatically, unless otherwise stipulated by the department, during the course of any unresolved enforcement action.

PERMITTEE:  
USS Agri-Chemicals

Permit Number: AC 53-103829  
Expiration Date: April 1, 1987

**GENERAL CONDITIONS:**

- b. The permittee shall retain at the facility or other location designated by this permit records of all monitoring information (including all calibration and maintenance records and all original strip chart recordings for continuous monitoring instrumentation), copies of all reports required by this permit, and records of all data used to complete the application for this permit. The time period of retention shall be at least three years from the date of the sample, measurement, report or application unless otherwise specified by department rule.
- c. Records of monitoring information shall include:
  - the date, exact place, and time of sampling or measurements;
  - the person responsible for performing the sampling or measurements;
  - the date(s) analyses were performed;
  - the person responsible for performing the analyses;
  - the analytical techniques or methods used; and
  - the results of such analyses.

15. When requested by the department, the permittee shall within a reasonable time furnish any information required by law which is needed to determine compliance with the permit. If the permittee becomes aware that relevant facts were not submitted or were incorrect in the permit application or in any report to the department, such facts or information shall be submitted or corrected promptly.

**SPECIFIC CONDITIONS:**

1. The sulfuric acid plant shall comply with all requirements of 40 CFR 60, Subpart H - Standards of Performance for Sulfuric Acid Plants.
2. Sulfuric acid production shall not exceed 3,000 TPD (100% acid).
3. Sulfur dioxide emissions shall not exceed 4 lb/ton acid produced and 500 lb/hr.

PERMITTEE:  
USS Agri-Chemicals

Permit Number: AC 53-103829  
Expiration Date: April 1, 1987

**SPECIFIC CONDITIONS:**

4. Acid mist emissions shall not exceed 0.15 lb/ton acid and 18.8 lb/hr.
5. Visible emissions shall not exceed 10 percent opacity, average for any consecutive 6 minute period.
6. Nitric oxide emissions shall not exceed 18 ppm or 73.6 TPY.
7. The test methods and procedures described in 40 CFR 60.85 shall be used to determine the compliance status of the source with the sulfur dioxide and acid mist standards and Method 9, as described in 40 CFR 60, Appendix A, shall be used to determine the compliance status of the source with the visible emissions standard. Method 7, as described in 40 CFR 60, Appendix A, shall be used to determine the nitrogen oxide emissions. Compliance tests shall be conducted while the plant is operating at its maximum permitted capacity (± 10%).
8. A continuous monitoring system for the measurement of sulfur dioxide shall be installed, calibrated, maintained, and operated on this plant as specified in 40 CFR 60.84. Excess emissions shall be reported to the Southwest District and the Bureau of Air Quality Management.
9. This plant shall not be operated more than 7,967 hours per year without prior approval of the Southwest District.
10. This construction permit replaces the current operation permit for this sulfuric acid plant. While the plant is being modified, the emissions shall not exceed 4 lb SO<sub>2</sub> and 0.15 lb acid mist per ton of acid produced and 10 percent opacity when the plant is being operated commercially.
11. Construction shall reasonably conform to the plan and schedule in the application. Any changes in the plan or schedule shall be reported to the Southwest District. The company shall submit semi-annual status reports on the plant modifications to the Southwest District that describe what modifications were done during the proceeding 6 months, what modifications are planned for the next 6 months, and the maximum hourly and daily production rates achieved during the proceeding six months.
12. USS Agri-Chemicals shall take precautionary measures to prevent gas leaks and promptly repair any gas leaks that occur at this

**PERMITTEE:**  
USS Agri-Chemicals

**Permit Number:** AC 53-103829  
**Expiration Date:** April 1, 1987

**SPECIFIC CONDITIONS:**

plant. A portable industrial vacuum unit equipped with classification and air filtering equipment shall be used to rejuvenate the existing catalyst. Spent catalyst shall be disposed of in an environmentally sound manner.

13. USS Agri-Chemicals shall submit a complete application for permit to operate the sulfuric acid plant, which must include an emissions test report, to the Southwest District at least 90 days prior to the expiration date of this construction permit or no later than 45 days after reaching the permitted production capacity, whichever date occurs first. If the compliance tests are conducted at a plant operating rate of less than 90 percent of the permitted capacity (3,000 TPD), then any permit to operate issued for the plant shall restrict maximum production to not more than 10 percent above the production rate that existed during the compliance tests. USS Agri-Chemicals may continue to operate this sulfuric acid plant, if it is in compliance with all conditions of this construction permit, until its expiration date or until the expiration date of any permit to operate that is issued for this source.

14. Upon obtaining a permit to operate, USS Agri-Chemicals will be required to submit quarterly excess emissions reports (40 CFR 60.7) and annual operation reports which shall include, as a minimum, the annual production and a recent emissions test report, to the Southwest District. A copy of the excess emissions report shall be sent to the Bureau of Air Quality Management.

Issued this \_\_\_\_\_ day of \_\_\_\_\_, 1985

**STATE OF FLORIDA DEPARTMENT OF  
ENVIRONMENTAL REGULATION**

\_\_\_\_\_  
VICTORIA J. TSCHINKEL, Secretary

STATE OF FLORIDA  
DEPARTMENT OF ENVIRONMENTAL REGULATION

TWIN TOWERS OFFICE BUILDING  
2600 BLAIR STONE ROAD  
TALLAHASSEE, FLORIDA 32301-8241



BOB GRAHAM  
GOVERNOR

VICTORIA J. TSCHINKEL  
SECRETARY

PERMITTEE:  
USS Agri-Chemicals  
P. O. Box 867  
Ft. Meade, Florida 33841

Permit Number: AC 53-081664  
Expiration Date: April 1, 1987  
County: Polk  
Latitude/Longitude: 24° 44' 29"N/  
81° 51' 4"W  
Project: No. 2 Sulfuric Acid  
Plant Modification

This permit is issued under the provisions of Chapter 403, Florida Statutes, and Florida Administrative Code Rule(s) 17-2 and 17-4. The above named permittee is hereby authorized to perform the work or operate the facility shown on the application and approved drawings, plans, and other documents attached hereto or on file with the department and made a part hereof and specifically described as follows:

Modifications to an existing No. 2 Sulfuric Acid Plant to increase production from 2,200 to 3,000 TPD 100 percent sulfuric acid. Sulfur dioxide emissions are controlled by the double contact/double absorption process. Acid mist emissions are controlled by a demister. The plant is located in Polk County, 3.5 miles west of Ft. Meade on State Road 630. The UTM coordinates of this site are zone 17, 416.12 km E and 3068.62 km N.

This construction permit replaces permit No. AO 53-69838.

The modifications shall be in accordance with the plans and schedule submitted by the permittee and attached to the permit except for the changes listed in the Specific Conditions.

attachments: Application received May 6, 1985.  
USS Agri-Chemicals letter dated April 24, 1985.  
Application for PSD Approval dated January, 1984.  
USS Agri-Chemicals letter dated August 20, 1984.  
Sholtes & Koogler letter dated May 18, 1984.  
USS Agri-Chemicals letter dated January 19, 1984.

PERMITTEE:  
USS Agri-Chemicals

Permit Number:AC 53-081664  
Expiration Date: April 1, 1987

**GENERAL CONDITIONS:**

1. The terms, conditions, requirements, limitations, and restrictions set forth herein are "Permit Conditions" and as such are binding upon the permittee and enforceable pursuant to the authority of Sections 403.161, 403.727, or 403.859 through 403.861, Florida Statutes. The permittee is hereby placed on notice that the department will review this permit periodically and may initiate enforcement action for any violation of the "Permit Conditions" by the permittee, its agents, employees, servants or representatives.

2. This permit is valid only for the specific processes and operations applied for and indicated in the approved drawings or exhibits. Any unauthorized deviation from the approved drawings, exhibits, specifications, or conditions of this permit may constitute grounds for revocation and enforcement action by the department.

3. As provided in Subsections 403.087(6) and 403.722(5), Florida Statutes, the issuance of this permit does not convey any vested rights or any exclusive privileges. Nor does it authorize any injury to public or private property or any invasion of personal rights, nor any infringement of federal, state or local laws or regulations. This permit does not constitute a waiver of or approval of any other department permit that may be required for other aspects of the total project which are not addressed in the permit.

4. This permit conveys no title to land or water, does not constitute state recognition or acknowledgement of title, and does not constitute authority for the use of submerged lands unless herein provided and the necessary title or leasehold interests have been obtained from the state. Only the Trustees of the Internal Improvement Trust Fund may express state opinion as to title.

5. This permit does not relieve the permittee from liability for harm or injury to human health or welfare, animal, plant or aquatic life or property and penalties therefore caused by the construction or operation of this permitted source, nor does it allow the permittee to cause pollution in contravention of Florida Statutes and department rules, unless specifically authorized by an order from the department.

PERMITTEE:  
USS Agri-Chemicals

Permit Number: AC 53-081664  
Expiration Date: April 1, 1987

**GENERAL CONDITIONS:**

6. The permittee shall at all times properly operate and maintain the facility and systems of treatment and control (and related appurtenances) that are installed or used by the permittee to achieve compliance with the conditions of this permit, as required by department rules. This provision includes the operation of backup or auxiliary facilities or similar systems when necessary to achieve compliance with the conditions of the permit and when required by department rules.

7. The permittee, by accepting this permit, specifically agrees to allow authorized department personnel, upon presentation of credentials or other documents as may be required by law, access to the premises, at reasonable times, where the permitted activity is located or conducted for the purpose of:

- a. Having access to and copying any records that must be kept under the conditions of the permit;
- b. Inspecting the facility, equipment, practices, or operations regulated or required under this permit; and
- c. Sampling or monitoring any substances or parameters at any location reasonably necessary to assure compliance with this permit or department rules.

Reasonable time may depend on the nature of the concern being investigated.

8. If, for any reason, the permittee does not comply with or will be unable to comply with any condition or limitation specified in this permit, the permittee shall immediately notify and provide the department with the following information:

- a. a description of and cause of non-compliance; and
- b. the period of noncompliance, including exact dates and times; or, if not corrected, the anticipated time the noncompliance is expected to continue, and steps being taken to reduce, eliminate, and prevent recurrence of the noncompliance.



PERMITTEE:  
USS Agri-Chemicals

Permit Number:AC 53-081664  
Expiration Date: April 1, 1987

**GENERAL CONDITIONS:**

The permittee shall be responsible for any and all damages which may result and may be subject to enforcement action by the department for penalties or revocation of this permit.

9. In accepting this permit, the permittee understands and agrees that all records, notes, monitoring data and other information relating to the construction or operation of this permitted source, which are submitted to the department, may be used by the department as evidence in any enforcement case arising under the Florida Statutes or department rules, except where such use is proscribed by Sections 403.73 and 403.111, Florida Statutes.

10. The permittee agrees to comply with changes in department rules and Florida Statutes after a reasonable time for compliance, provided however, the permittee does not waive any other rights granted by Florida Statutes or department rules.

11. This permit is transferable only upon department approval in accordance with Florida Administrative Code Rules 17-4.12 and 17-30.30, as applicable. The permittee shall be liable for any non-compliance of the permitted activity until the transfer is approved by the department.

12. This permit is required to be kept at the work site of the permitted activity during the entire period of construction or operation.

13. This permit also constitutes:

- (x) Determination of Best Available Control Technology (BACT)
- (x) Determination of Prevention of Significant Deterioration (PSD)
- (x) Compliance with New Source Performance Standards.

14. The permittee shall comply with the following monitoring and record keeping requirements:

- a. Upon request, the permittee shall furnish all records and plans required under department rules. The retention period for all records will be extended automatically, unless otherwise stipulated by the department, during the course of any unresolved enforcement action.

PERMITTEE:  
USS Agri-Chemicals

Permit Number: AC 53-081664  
Expiration Date: April 1, 1987

**GENERAL CONDITIONS:**

- b. The permittee shall retain at the facility or other location designated by this permit records of all monitoring information (including all calibration and maintenance records and all original strip chart recordings for continuous monitoring instrumentation), copies of all reports required by this permit, and records of all data used to complete the application for this permit. The time period of retention shall be at least three years from the date of the sample, measurement, report or application unless otherwise specified by department rule.
- c. Records of monitoring information shall include:
  - the date, exact place, and time of sampling or measurements;
  - the person responsible for performing the sampling or measurements;
  - the date(s) analyses were performed;
  - the person responsible for performing the analyses;
  - the analytical techniques or methods used; and
  - the results of such analyses.

15. When requested by the department, the permittee shall within a reasonable time furnish any information required by law which is needed to determine compliance with the permit. If the permittee becomes aware that relevant facts were not submitted or were incorrect in the permit application or in any report to the department, such facts or information shall be submitted or corrected promptly.

**SPECIFIC CONDITIONS:**

1. The sulfuric acid plant shall comply with all requirements of 40 CFR 60, Subpart H - Standards of Performance for Sulfuric Acid Plants.
2. Sulfuric acid production shall not exceed 3,000 TPD (100% acid).
3. Sulfur dioxide emissions shall not exceed 4 lb/ton acid produced and 500 lb/hr.

PERMITTEE:  
USS Agri-Chemicals

Permit Number: AC 53-081664  
Expiration Date: April 1, 1987

**SPECIFIC CONDITIONS:**

4. Acid mist emissions shall not exceed 0.15 lb/ton acid and 18.8 lb/hr.
5. Visible emissions shall not exceed 10 percent opacity, average for any consecutive 6 minute period.
6. Nitric oxide emissions shall not exceed 18 ppm or 73.6 TPY.
7. The test methods and procedures described in 40 CFR 60.85 shall be used to determine the compliance status of the source with the sulfur dioxide and acid mist standards and Method 9, as described in 40 CFR 60, Appendix A, shall be used to determine the compliance status of the source with the visible emissions standard. Method 7 as described in 40 CFR 60, Appendix A, shall be used to determine the nitrogen oxides emissions. Compliance tests shall be conducted while the plant is operating at its maximum permitted capacity (± 10%).
8. A continuous monitoring system for the measurement of sulfur dioxide shall be installed, calibrated, maintained, and operated on this plant as specified in 40 CFR 60.84. Excess emissions shall be reported to the Southwest District and the Bureau of Air Quality Management.
9. This plant shall not be operated more than 7,967 hours per year without prior approval of the Southwest District.
10. This construction permit replaces the current operation permit for this sulfuric acid plant. While the plant is being modified, the emissions shall not exceed 4 lb SO<sub>2</sub> and 0.15 lb acid mist per ton of acid produced and 10 percent opacity when the plant is being operated commercially.
11. Construction shall reasonably conform to the plan and schedule in the application. Any changes in the plan or schedule shall be reported to the Southwest District. The company shall submit semi-annual status reports on the plant modifications to the Southwest District that describe what modifications were done during the proceeding 6 months, what modifications are planned for the next 6 months, and the maximum hourly and daily production rates achieved during the proceeding six months.
12. USS Agri-Chemicals shall take precautionary measures to prevent gas leaks and promptly repair any gas leaks that occur at this

PERMITTEE:  
USS Agri-Chemicals

Permit Number: AC 53-081664  
Expiration Date: April 1, 1987

**SPECIFIC CONDITIONS:**

plant. A portable industrial vacuum unit equipped with classification and air filtering equipment shall be used to rejuvenate the existing catalyst. Spent catalyst shall be disposed of in an environmentally sound manner.

13. USS Agri-Chemicals shall submit a complete application for permit to operate the sulfuric acid plant, which must include an emissions test report, to the Southwest District at least 90 days prior to the expiration date of this construction permit or no later than 45 days after reaching the permitted production capacity, whichever date occurs first. If the compliance tests are conducted at a plant operating rate of less than 90 percent of the permitted capacity (3,000 TPD), then any permit to operate issued for the plant shall restrict maximum production to not more than 10 percent above the production rate that existed during the compliance tests. USS Agri-Chemicals may continue to operate this sulfuric acid plant, if it is in compliance with all conditions of this construction permit, until its expiration date or until the expiration date of any permit to operate that is issued for this source.

13. Upon obtaining a permit to operate, USS-Agri Chemicals will be required to submit quarterly excess emissions reports (40 CFR 60.7) and annual operation reports which shall include, as a minimum, the annual production and a recent emissions test report, to the Southwest District. A copy of the excess emissions report shall be sent to the Bureau of Air Quality Management.

Issued this \_\_\_\_ day of \_\_\_\_\_, 1985

STATE OF FLORIDA DEPARTMENT OF  
ENVIRONMENTAL REGULATION

---

VICTORIA J. TSCHINKEL, Secretary

Best Available Control Technology (BACT) Determination  
USS Agri-Chemicals  
Polk County

The applicant plans the following modifications at its Ft. Meade chemical complex.

- 1) the total productive output from the two existing sulfuric acid plants will be increased from 4400 to 6000 tons per day of 100 percent acid,
- 2) the total acid output from the two phosphoric acid plants will be increased from 1600 to 2000 tons per day of P<sub>2</sub>O<sub>5</sub>.

The planned increase in production capacities will increase the amount of the following air pollutants released to the atmosphere.

Sulfur dioxide	1064	ton/yr
Sulfuric acid mist	39.8	ton/yr
Nitrogen oxides	59.2	ton/yr

The net emissions increase of sulfur dioxide, sulfuric acid mist and nitrogen oxides, exceed the significant emission rates listed in Table 500-2, Regulated Air Pollutants - Significant Emission Rates, and are subject to a Best Available Control Technology (BACT) determination as set forth in Florida Administrative Code Rule 17-2.630.

BACT Determination Requested by the Applicant:

Sulfur dioxide emissions not to exceed 4.0 pounds per ton of 100% acid produced using double absorption control technology. High efficiency mist eliminators will be used to control sulfuric acid mist emissions below 0.15 pound per ton of 100% acid produced. Nitrogen oxides emissions not to exceed 18 ppm or 73.6 TPY. There is no feasible method of further reducing the emissions of NO<sub>x</sub> from a sulfuric acid plant.

Date of Receipt of a BACT application:

January 23, 1984

Date of Publication in the Florida Administrative Weekly:

February 10, 1984

Review Group Members:

The determination was based upon comments received from the New Source Review Section and the Southwest District Office.

BACT Determined by DER:

Pollutant	Emission Limit per plant
Sulfur dioxide	4 lb/ton expressed as 100% sulfuric acid produced
Sulfuric Acid Mist	0.15 lb/ton expressed as 100% sulfur acid produced
Nitrogen Oxides	18 ppm or 73.6 TPY
Visible Emissions	Not to exceed 10% opacity

Test methods and procedures as set forth in 40 CFR 60.85 shall be used to determine compliance with the sulfur dioxide and acid mist emission limits. Compliance with the nitrogen oxides emission limit shall be in accordance with 40 CFR 60, Appendix A, Method 7.

Compliance with the visible emissions limit will be in accordance with 40 CFR 60, Appendix A, Method 9.

A continuous monitoring system for the measurement of sulfur dioxide shall be installed, calibrated, maintained and operated as required in 40 CFR 60, Subpart H.

BACT Determination Rationale

Double absorption technology will be used to control SO<sub>2</sub> emissions from the sulfuric acid plant. This method of SO<sub>2</sub> emission control is currently considered the best demonstrated technology. No justification could be found to require a more

stringent SO<sub>2</sub> emission limit than the NSPS requirements (40 CFR 60, Subpart H) and DER concurs that the applicants proposal is BACT for the control of SO<sub>2</sub> emissions.

Use of high efficiency mist eliminators to control sulfuric acid mist as proposed by the applicant is considered BACT. The department could not find a reason to justify for a more stringent sulfuric acid mist emission limit then the NSPS standard.

No demonstrated commercial process is currently available to control NO<sub>x</sub> emissions from contact sulfuric acid plants.

Air quality modeling predicts no violation of any PSD increment or ambient air quality standard resulting from the emissions determined as BACT.

Details of the Analysis may be Obtained by Contacting:

Edward Palagyi, BACT Coordinator  
Department of Environmental Regulation  
Bureau of Air Quality Management  
2600 Blair Stone Road  
Tallahassee, Florida 32301

Recommended by:

\_\_\_\_\_  
C. H. Fancy, Deputy Bureau Chief

Date:\_\_\_\_\_

Approved by:

\_\_\_\_\_  
Victoria J. Tschinkel, Secretary

Date:\_\_\_\_\_

Technical Evaluation  
and  
Preliminary Determination

USS Agri-Chemicals  
Ft. Meade, Florida  
Polk County

Phosphoric Acid Plant Modifications

File Numbers

AC 53-103831 - Plant A  
AC 53-103830 - Plant B

Florida Department of Environmental Regulation  
Bureau of Air Quality Management  
Central Air Permitting

June 21, 1985



## I. Applicant

A. USS Agri-Chemicals  
P. O. Box 867  
Ft. Meade, Florida 33841

### B. Request

Mr. G. W. Beck, General Manager of Administrative Services, submitted applications for permits to modify two existing phosphoric acid plants (SIC 2874) on January 23, 1984. The applications were considered complete on receipt of DER Forms 17-2.202(1) on May 6, 1985.

### C. Project and Location

USS Agri-Chemicals proposes to increase production in two existing phosphoric acid plants from 800 to 1,000 TPD of P<sub>2</sub>O<sub>5</sub> per plant. No major modifications to the plants are anticipated.

The plants are located in Polk County, 3.5 miles west of Ft. Meade on State Road 630. The UTM coordinates of this site are zone 17, 416.07 km E and 3068.7 km N.

### D. Air Pollutant Emissions

The following table summarizes the permitted emissions from each phosphoric acid plant before and after the modification:

	Production P <sub>2</sub> O <sub>5</sub>	Fluoride Emissions		
		lb/T P <sub>2</sub> O <sub>5</sub>	lb/hr	TPY
Proposed*	1000	0.02	0.88	3.5
Present**	800	0.02	0.71	2.7
Change	+200	0	+0.17	+0.8

\* Based on 7,968 hr/year operation

\*\* Based on 265,900 TPY P<sub>2</sub>O<sub>5</sub> input

As two phosphoric acid plants will be modified, the total increase in emission could double the values shown in the table.

## II. Rule Applicability

The proposed projects, modifying existing phosphoric acid plants, are subject to preconstruction review under the provisions of Chapter 403, Florida Statutes, and Chapter 17-2, Florida Administrative Code.

As the only regulated pollutant emitted by the proposed sources is fluorides, the Area Designation (17-2.400), Prevention of Significant Deterioration (17-2.500), and New Source Review for Nonattainment Areas (17-2.510) sections of Chapter 17-2, FAC, are not applicable.

Best Available Control Technology determinations (17-2.630) were not required because phosphoric acid plants have a specific emission limiting standard (17-2.600(3)(a)1.), and the increase in fluoride emissions is less than the significant emissions rate listed in Table 500-2 of Chapter 17-2, FAC.

The proposed projects are subject to Rule 17-2.520, FAC, Sources Not Subject to Prevention of Significant Deterioration or Nonattainment Requirements. The plants will be required to comply with 40 CFR 60, Subpart T-Standards of Performance for the Phosphate Fertilizer Industry: Wet-Process Phosphoric Acid Plants.

### III. Technical Evaluation

The state and federal construction permits for the two existing phosphoric acid plants were issued in 1980 and 1981. A condition of these construction permits was that the plants comply with the new source performance standards (NSPS) for phosphoric acid plants (40 CFR 60, Subpart T). The plants have been built and were placed in operation in 1983. Compliance tests showed the emissions from each plant were below the NSPS of 0.02 lb F/T P<sub>2</sub>O<sub>5</sub> input.

Most of the process and control equipment appears to be oversized for the original 800 TPD production rate design. The applicant believes each plant can produce 1,000 TPD P<sub>2</sub>O<sub>5</sub> with only minor changes in the process and control equipment.

Compliance tests have shown these plants can meet NSPS. The department believes that NSPS can be met at higher production rates in these plants.

A more detailed evaluation can be found in the department's Tampa and Tallahassee files for the original construction permits that were issued for these phosphoric acid plants.

### IV. Air Quality Impact

Screening modeling shows the maximum 24-hour ambient air impact of the fluoride emissions from both phosphoric acid plants will increase by 1.1 ug/m<sup>3</sup> to 5.8 ug/m<sup>3</sup>. This is above the de minimus ambient impact of 0.25 ug/m<sup>3</sup> but well below the published time weighted average (TWA) threshold limit value (TLV) of 2,500 ug/m<sup>3</sup>. The department does not have an ambient air quality standard for fluorides.

## V. Conclusion

Based on the data submitted by USS Agri-Chemicals, the department has concluded that its two phosphoric acid plants can be modified to increase production and be operated in compliance with all state and federal air pollution control regulations. The department proposes to issue construction permits that will authorize the increased production and fluoride emissions from these plants. The General and Specific Conditions in the proposed permits (drafts attached) will assure compliance of the modified phosphoric acid plants with the air pollution control regulations.

STATE OF FLORIDA  
DEPARTMENT OF ENVIRONMENTAL REGULATION

TWIN TOWERS OFFICE BUILDING  
2600 BLAIR STONE ROAD  
TALLAHASSEE, FLORIDA 32301-8241



BOB GRAHAM  
GOVERNOR  
VICTORIA J. TSCHINKEL  
SECRETARY

**PERMITTEE:**  
USS Agri-Chemicals  
P. O. Box 867  
Ft. Meade, Florida 33841

Permit Number: AC 53-103830  
Expiration Date: April 1, 1987  
County: Polk  
Latitude/Longitude: 27° 44' 32"N/  
81° 51' 6"W  
Project: Phosphoric Acid Plant B  
Modification

This permit is issued under the provisions of Chapter 403, Florida Statutes, and Florida Administrative Code Rule(s) 17-2 and 17-4. The above named permittee is hereby authorized to perform the work or operate the facility shown on the application and approved drawings, plans, and other documents attached hereto or on file with the department and made a part hereof and specifically described as follows:

Modification of an existing phosphoric acid plant to increase production from 800 to 1,000 TPD P<sub>2</sub>O<sub>5</sub>. Fluoride emissions from the plant are controlled by a 12,000 ACFM venturi scrubber that discharges through a 3.4 foot diameter, 85 foot high stack. Fluoride emissions from the clarification and storage areas are controlled by a 6,000 ACFM venturi scrubber that discharges through a 2 foot diameter, 60 foot high stack. The plant is located in Polk County, 3.5 miles west of Ft. Meade on State Road 630. The UTM coordinates of this site are zone 17, 416.07 km E and 3068.70 km N.

This construction permit replaces permit No. AO 53-69839.

The modification shall be in accordance with the plans and schedule submitted by the permittee and attached to the permit except for the changes listed in the Specific Conditions.

attachments: Application received May 6, 1985.  
USS Agri-Chemicals letter dated April 24, 1985.  
Application for PSD Approval dated January, 1984.  
USS Agri-Chemicals letter dated August 20, 1984.  
Sholtes & Koogler letter dated May 18, 1984.  
USS Agri-Chemicals letter dated January 19, 1984.

PERMITTEE:  
USS Agri-Chemicals

Permit Number:AC 53-103830  
Expiration Date: April 1, 1987

**GENERAL CONDITIONS:**

1. The terms, conditions, requirements, limitations, and restrictions set forth herein are "Permit Conditions" and as such are binding upon the permittee and enforceable pursuant to the authority of Sections 403.161, 403.727, or 403.859 through 403.861, Florida Statutes. The permittee is hereby placed on notice that the department will review this permit periodically and may initiate enforcement action for any violation of the "Permit Conditions" by the permittee, its agents, employees, servants or representatives.

2. This permit is valid only for the specific processes and operations applied for and indicated in the approved drawings or exhibits. Any unauthorized deviation from the approved drawings, exhibits, specifications, or conditions of this permit may constitute grounds for revocation and enforcement action by the department.

3. As provided in Subsections 403.087(6) and 403.722(5), Florida Statutes, the issuance of this permit does not convey any vested rights or any exclusive privileges. Nor does it authorize any injury to public or private property or any invasion of personal rights, nor any infringement of federal, state or local laws or regulations. This permit does not constitute a waiver of or approval of any other department permit that may be required for other aspects of the total project which are not addressed in the permit.

4. This permit conveys no title to land or water, does not constitute state recognition or acknowledgement of title, and does not constitute authority for the use of submerged lands unless herein provided and the necessary title or leasehold interests have been obtained from the state. Only the Trustees of the Internal Improvement Trust Fund may express state opinion as to title.

5. This permit does not relieve the permittee from liability for harm or injury to human health or welfare, animal, plant or aquatic life or property and penalties therefore caused by the construction or operation of this permitted source, nor does it allow the permittee to cause pollution in contravention of Florida Statutes and department rules, unless specifically authorized by an order from the department.

PERMITTEE:  
USS Agri-Chemicals

Permit Number: AC 53-103830  
Expiration Date: April 1, 1987

**GENERAL CONDITIONS:**

6. The permittee shall at all times properly operate and maintain the facility and systems of treatment and control (and related appurtenances) that are installed or used by the permittee to achieve compliance with the conditions of this permit, as required by department rules. This provision includes the operation of backup or auxiliary facilities or similar systems when necessary to achieve compliance with the conditions of the permit and when required by department rules.

7. The permittee, by accepting this permit, specifically agrees to allow authorized department personnel, upon presentation of credentials or other documents as may be required by law, access to the premises, at reasonable times, where the permitted activity is located or conducted for the purpose of:

- a. Having access to and copying any records that must be kept under the conditions of the permit;
- b. Inspecting the facility, equipment, practices, or operations regulated or required under this permit; and
- c. Sampling or monitoring any substances or parameters at any location reasonably necessary to assure compliance with this permit or department rules.

Reasonable time may depend on the nature of the concern being investigated.

8. If, for any reason, the permittee does not comply with or will be unable to comply with any condition or limitation specified in this permit, the permittee shall immediately notify and provide the department with the following information:

- a. a description of and cause of non-compliance; and
- b. the period of noncompliance, including exact dates and times; or, if not corrected, the anticipated time the noncompliance is expected to continue, and steps being taken to reduce, eliminate, and prevent recurrence of the noncompliance.

PERMITTEE:  
USS Agri-Chemicals

Permit Number:AC 53-103830  
Expiration Date: April 1, 1987

**GENERAL CONDITIONS:**

The permittee shall be responsible for any and all damages which may result and may be subject to enforcement action by the department for penalties or revocation of this permit.

9. In accepting this permit, the permittee understands and agrees that all records, notes, monitoring data and other information relating to the construction or operation of this permitted source, which are submitted to the department, may be used by the department as evidence in any enforcement case arising under the Florida Statutes or department rules, except where such use is proscribed by Sections 403.73 and 403.111, Florida Statutes.

10. The permittee agrees to comply with changes in department rules and Florida Statutes after a reasonable time for compliance, provided however, the permittee does not waive any other rights granted by Florida Statutes or department rules.

11. This permit is transferable only upon department approval in accordance with Florida Administrative Code Rules 17-4.12 and 17-30.30, as applicable. The permittee shall be liable for any non-compliance of the permitted activity until the transfer is approved by the department.

12. This permit is required to be kept at the work site of the permitted activity during the entire period of construction or operation.

13. This permit also constitutes:

- ( ) Determination of Best Available Control Technology (BACT)
- ( ) Determination of Prevention of Significant Deterioration (PSD)
- (x) Compliance with New Source Performance Standards.

14. The permittee shall comply with the following monitoring and record keeping requirements:

- a. Upon request, the permittee shall furnish all records and plans required under department rules. The retention period for all records will be extended automatically, unless otherwise stipulated by the department, during the course of any unresolved enforcement action.

**PERMITTEE:**  
USS Agri-Chemicals

**Permit Number:** AC 53-103830  
**Expiration Date:** April 1, 1987

**GENERAL CONDITIONS:**

- b. The permittee shall retain at the facility or other location designated by this permit records of all monitoring information (including all calibration and maintenance records and all original strip chart recordings for continuous monitoring instrumentation), copies of all reports required by this permit, and records of all data used to complete the application for this permit. The time period of retention shall be at least three years from the date of the sample, measurement, report or application unless otherwise specified by department rule.
- c. Records of monitoring information shall include:
  - the date, exact place, and time of sampling or measurements;
  - the person responsible for performing the sampling or measurements;
  - the date(s) analyses were performed;
  - the person responsible for performing the analyses;
  - the analytical techniques or methods used; and
  - the results of such analyses.

15. When requested by the department, the permittee shall within a reasonable time furnish any information required by law which is needed to determine compliance with the permit. If the permittee becomes aware that relevant facts were not submitted or were incorrect in the permit application or in any report to the department, such facts or information shall be submitted or corrected promptly.

**SPECIFIC CONDITIONS:**

1. The phosphoric acid plant shall comply with all requirements of 40 CFR 60, Subpart T - Standards of Performance for the Phosphate Fertilizer Industry: Wet-Process Phosphoric Acid plants, prior to, during, and after the modifications.
2. Phosphorus bearing feed material to the modified plant shall not exceed 1,056 ton per day  $P_2O_5$  input (1,000 TPD  $P_2O_5$  product) and 45.8 TPH  $P_2O_5$  production. Raw material input shall be monitored as required by 40 CFR 60.203. All records shall be kept for a minimum of 2 years.



PERMITTEE:  
USS Agri-Chemicals

Permit Number: AC 53-103830  
Expiration Date: April 1, 1987

**SPECIFIC CONDITIONS:**

3. Total fluoride (F) emissions from this plant's manufacturing, clarification, and storage equipment shall not exceed 0.02 lb F/T P<sub>2</sub>O<sub>5</sub> input and 21.1 lb/day. The plant's emissions shall be the sum of the fluoride emissions from the manufacturing facilities and one half of the fluoride emissions from the clarification/storage area. Compliance with this condition shall be determined by the test methods and procedures specified in 40 CFR 60.204 while the plant is operating at the permitted capacity of 44 TPH P<sub>2</sub>O<sub>5</sub> input (+ 10%). The acid plant venturi scrubber and storage/clarification venturi scrubber shall be tested within 24 hours of each other. Scrubber water pressure, scrubber water flow, and gas pressure drop shall be monitored during any compliance test and a summary of this data included in any emissions test report. The Southwest District shall be notified at least 15 days in advance of any compliance test.

4. The acid storage and clarification areas of this plant may operate continuously, 8760 hour per year. The manufacturing equipment shall not operate more than 7,968 hour per year unless prior approval has been obtained from the Southwest District.

5. All manhole openings, seal tanks, etc. shall be covered during plant operations to minimize fugitive fluoride emission.

6. The wetted area in the gypsum disposal area and the process cooling pond shall not be increased without prior approval from the Southwest District.

7. The Company shall submit semi-annual status reports on the plant modifications to the Southwest District that describe what modifications were done during the preceding 6 months, what modifications are planned for the next 6 months, and the maximum hourly and daily production rates achieved during the preceding 6 months.

8. The Company shall submit a complete application for permit to operate this phosphoric acid plant, which will include an emission tests report of the plant (manufacturing, clarification, and storage scrubbers), to the Southwest District at least 90 days prior to the expiration date of this construction permit or no later than 45 days after reaching the permitted production capacity, whichever date occurs first. If the compliance tests are conducted at an operating rate of less than 90 percent of the permitted capacity, then any permit to operate issued for the plant shall restrict its maximum production to not more than 10 percent

PERMITTEE:  
USS Agri-Chemicals

Permit Number: AC 53-103830  
Expiration Date: April 1, 1987

**SPECIFIC CONDITIONS:**

above the production rate that existed during the compliance tests. The Company may prorate the allowable fluoride emissions among the manufacturing, clarification and storage scrubbers.

9. Upon obtaining a permit to operate, the Company will be required to make periodic compliance tests and to submit annual operation reports to the Southwest District which shall include as a minimum: The amount of material processed during the preceding year, a recent fluoride emission tests report, the annual emissions from the plant (note calculation basis), and any change to the plant described in the information contained in the permit application.

Issued this \_\_\_\_ day of \_\_\_\_\_, 1985

STATE OF FLORIDA DEPARTMENT OF  
ENVIRONMENTAL REGULATION

---

VICTORIA J. TSCHINKEL, Secretary

STATE OF FLORIDA  
DEPARTMENT OF ENVIRONMENTAL REGULATION

TWIN TOWERS OFFICE BUILDING  
2600 BLAIR STONE ROAD  
TALLAHASSEE, FLORIDA 32301-8241



BOB GRAHAM  
GOVERNOR

VICTORIA J. TSCHINKEL  
SECRETARY

**PERMITTEE:**  
USS Agri-Chemicals  
P. O. Box 867  
Ft. Meade, Florida 33841

Permit Number: AC 53-103831  
Expiration Date: April 1, 1987  
County: Polk  
Latitude/Longitude: 27° 44' 32"N/  
81° 51' 6"W  
Project: Phosphoric Acid Plant A  
Modification

This permit is issued under the provisions of Chapter 403, Florida Statutes, and Florida Administrative Code Rule(s) 17-2 and 17-4. The above named permittee is hereby authorized to perform the work or operate the facility shown on the application and approved drawings, plans, and other documents attached hereto or on file with the department and made a part hereof and specifically described as follows:

Modification of an existing phosphoric acid plant to increase production from 800 to 1,000 TPD P<sub>2</sub>O<sub>5</sub>. Fluoride emissions from the plant are controlled by a 12,000 ACFM venturi scrubber that discharges through a 3.4 foot diameter, 85 foot high stack. Fluoride emissions from the clarification and storage areas are controlled by a 6,000 ACFM venturi scrubber that discharges through a 2 foot diameter, 60 foot high stack. The plant is located in Polk County, 3.5 miles west of Ft. Meade on State Road 630. The UTM coordinates of this site are zone 17, 416.07 km E and 3068.78 km N.

This construction permit replaces permit No. AO 53-69840.

The modification shall be in accordance with the plans and schedule submitted by the permittee and attached to the permit except for the changes listed in the Specific Conditions.

attachments: Application received May 6, 1985.  
USS Agri-Chemicals letter dated April 24, 1985.  
Application for PSD Approval dated January, 1984.  
USS Agri-Chemicals letter dated August 20, 1984.  
Sholtes & Koogler letter dated May 18, 1984.  
USS Agri-Chemicals letter dated January 19, 1984.

**PERMITTEE:**  
**USS Agri-Chemicals**

**Permit Number:AC 53-103831**  
**Expiration Date: April 1, 1987**

**GENERAL CONDITIONS:**

1. The terms, conditions, requirements, limitations, and restrictions set forth herein are "Permit Conditions" and as such are binding upon the permittee and enforceable pursuant to the authority of Sections 403.161, 403.727, or 403.859 through 403.861, Florida Statutes. The permittee is hereby placed on notice that the department will review this permit periodically and may initiate enforcement action for any violation of the "Permit Conditions" by the permittee, its agents, employees, servants or representatives.

2. This permit is valid only for the specific processes and operations applied for and indicated in the approved drawings or exhibits. Any unauthorized deviation from the approved drawings, exhibits, specifications, or conditions of this permit may constitute grounds for revocation and enforcement action by the department.

3. As provided in Subsections 403.087(6) and 403.722(5), Florida Statutes, the issuance of this permit does not convey any vested rights or any exclusive privileges. Nor does it authorize any injury to public or private property or any invasion of personal rights, nor any infringement of federal, state or local laws or regulations. This permit does not constitute a waiver of or approval of any other department permit that may be required for other aspects of the total project which are not addressed in the permit.

4. This permit conveys no title to land or water, does not constitute state recognition or acknowledgement of title, and does not constitute authority for the use of submerged lands unless herein provided and the necessary title or leasehold interests have been obtained from the state. Only the Trustees of the Internal Improvement Trust Fund may express state opinion as to title.

5. This permit does not relieve the permittee from liability for harm or injury to human health or welfare, animal, plant or aquatic life or property and penalties therefore caused by the construction or operation of this permitted source, nor does it allow the permittee to cause pollution in contravention of Florida Statutes and department rules, unless specifically authorized by an order from the department.

PERMITTEE:  
USS Agri-Chemicals

Permit Number: AC 53-103831  
Expiration Date: April 1, 1987

**GENERAL CONDITIONS:**

6. The permittee shall at all times properly operate and maintain the facility and systems of treatment and control (and related appurtenances) that are installed or used by the permittee to achieve compliance with the conditions of this permit, as required by department rules. This provision includes the operation of backup or auxiliary facilities or similar systems when necessary to achieve compliance with the conditions of the permit and when required by department rules.

7. The permittee, by accepting this permit, specifically agrees to allow authorized department personnel, upon presentation of credentials or other documents as may be required by law, access to the premises, at reasonable times, where the permitted activity is located or conducted for the purpose of:

- a. Having access to and copying any records that must be kept under the conditions of the permit;
- b. Inspecting the facility, equipment, practices, or operations regulated or required under this permit; and
- c. Sampling or monitoring any substances or parameters at any location reasonably necessary to assure compliance with this permit or department rules.

Reasonable time may depend on the nature of the concern being investigated.

8. If, for any reason, the permittee does not comply with or will be unable to comply with any condition or limitation specified in this permit, the permittee shall immediately notify and provide the department with the following information:

- a. a description of and cause of non-compliance; and
- b. the period of noncompliance, including exact dates and times; or, if not corrected, the anticipated time the noncompliance is expected to continue, and steps being taken to reduce, eliminate, and prevent recurrence of the noncompliance.

PERMITTEE:  
USS Agri-Chemicals

Permit Number:AC 53-103831  
Expiration Date: April 1, 1987

**GENERAL CONDITIONS:**

The permittee shall be responsible for any and all damages which may result and may be subject to enforcement action by the department for penalties or revocation of this permit.

9. In accepting this permit, the permittee understands and agrees that all records, notes, monitoring data and other information relating to the construction or operation of this permitted source, which are submitted to the department, may be used by the department as evidence in any enforcement case arising under the Florida Statutes or department rules, except where such use is proscribed by Sections 403.73 and 403.111, Florida Statutes.

10. The permittee agrees to comply with changes in department rules and Florida Statutes after a reasonable time for compliance, provided however, the permittee does not waive any other rights granted by Florida Statutes or department rules.

11. This permit is transferable only upon department approval in accordance with Florida Administrative Code Rules 17-4.12 and 17-30.30, as applicable. The permittee shall be liable for any non-compliance of the permitted activity until the transfer is approved by the department.

12. This permit is required to be kept at the work site of the permitted activity during the entire period of construction or operation.

13. This permit also constitutes:

- ( ) Determination of Best Available Control Technology (BACT)
- ( ) Determination of Prevention of Significant Deterioration (PSD)
- (x) Compliance with New Source Performance Standards.

14. The permittee shall comply with the following monitoring and record keeping requirements:

- a. Upon request, the permittee shall furnish all records and plans required under department rules. The retention period for all records will be extended automatically, unless otherwise stipulated by the department, during the course of any unresolved enforcement action.

PERMITTEE:  
USS Agri-Chemicals

Permit Number: AC 53-103831  
Expiration Date: April 1, 1987

**GENERAL CONDITIONS:**

- b. The permittee shall retain at the facility or other location designated by this permit records of all monitoring information (including all calibration and maintenance records and all original strip chart recordings for continuous monitoring instrumentation), copies of all reports required by this permit, and records of all data used to complete the application for this permit. The time period of retention shall be at least three years from the date of the sample, measurement, report or application unless otherwise specified by department rule.
- c. Records of monitoring information shall include:
- the date, exact place, and time of sampling or measurements;
  - the person responsible for performing the sampling or measurements;
  - the date(s) analyses were performed;
  - the person responsible for performing the analyses;
  - the analytical techniques or methods used; and
  - the results of such analyses.

15. When requested by the department, the permittee shall within a reasonable time furnish any information required by law which is needed to determine compliance with the permit. If the permittee becomes aware that relevant facts were not submitted or were incorrect in the permit application or in any report to the department, such facts or information shall be submitted or corrected promptly.

**SPECIFIC CONDITIONS:**

1. The phosphoric acid plant shall comply with all requirements of 40 CFR 60, Subpart T - Standards of Performance for the Phosphate Fertilizer Industry: Wet-Process Phosphoric Acid plants, prior to, during, and after the modifications.

2. Phosphorus bearing feed material to the modified plant shall not exceed 1,056 ton per day P<sub>2</sub>O<sub>5</sub> input (1,000 TPD P<sub>2</sub>O<sub>5</sub> product) and 45.8 TPH P<sub>2</sub>O<sub>5</sub> production. Raw material input shall be monitored as required by 40 CFR 60.203. All records shall be kept for a minimum of 2 years.

PERMITTEE:  
USS Agri-Chemicals

Permit Number: AC 53-103831  
Expiration Date: April 1, 1987

**SPECIFIC CONDITIONS:**

3. Total fluoride (F) emissions from this plant's manufacturing, clarification, and storage equipment shall not exceed 0.02 lb F/T P<sub>2</sub>O<sub>5</sub> input and 21.1 lb/day. The plant's emissions shall be the sum of the fluoride emissions from the manufacturing facilities and one half of the fluoride emissions from the clarification/storage area. Compliance with this condition shall be determined by the test methods and procedures specified in 40 CFR 60.204 while the plant is operating at the permitted capacity of 44 TPH P<sub>2</sub>O<sub>5</sub> input (+ 10%). The acid plant venturi scrubber and storage/clarification venturi scrubber shall be tested within 24 hours of each other. Scrubber water pressure, scrubber water flow, and gas pressure drop shall be monitored during any compliance test and a summary of this data included in any emissions test report. The Southwest District shall be notified at least 15 days in advance of any compliance test.

4. The acid storage and clarification areas of this plant may operate continuously, 8760 hour per year. The manufacturing equipment shall not operate more than 7,968 hour per year unless prior approval has been obtained from the Southwest District.

5. All manhole openings, seal tanks, etc. shall be covered during plant operations to minimize fugitive fluoride emission.

6. The wetted area in the gypsum disposal area and the process cooling pond shall not be increased without prior approval from the Southwest District.

7. The Company shall submit semi-annual status reports on the plant modifications to the Southwest District that describe what modifications were done during the preceding 6 months, what modifications are planned for the next 6 months, and the maximum hourly and daily production rates achieved during the preceding 6 months.

8. The Company shall submit a complete application for permit to operate this phosphoric acid plant, which will include an emission tests report of the plant (manufacturing, clarification, and storage scrubbers), to the Southwest District at least 90 days prior to the expiration date of this construction permit or no later than 45 days after reaching the permitted production capacity, whichever date occurs first. If the compliance tests are conducted at an operating rate of less than 90 percent of the permitted capacity, then any permit to operate issued for the plant shall restrict its maximum production to not more than 10 percent



PERMITTEE:  
USS Agri-Chemicals

Permit Number: AC 53-103831  
Expiration Date: April 1, 1987

**SPECIFIC CONDITIONS:**

above the production rate that existed during the compliance tests. The Company may prorate the allowable fluoride emissions among the manufacturing, clarification and storage scrubbers.

9. Upon obtaining a permit to operate, the Company will be required to make periodic compliance tests and to submit annual operation reports to the Southwest District which shall include as a minimum: The amount of material processed during the preceding year, a recent fluoride emission tests report, the annual emissions from the plant (note calculation basis), and any change to the plant described in the information contained in the permit application.

Issued this \_\_\_\_ day of \_\_\_\_\_, 1985

STATE OF FLORIDA DEPARTMENT OF  
ENVIRONMENTAL REGULATION

\_\_\_\_\_  
VICTORIA J. TSCHINKEL, Secretary



MAIL: P. O. BOX 867  
FORT MEADE, FLORIDA 33841  
813/285-8121

New Address: 3225 State Road 630 West  
Ft. Meade, FL 33841-9799

May 1, 1985

Dr. Richard D. Garrity  
District Manager  
Florida Department of Environmental Regulation  
7601 Highway 301 North  
Tampa, Florida 33610

DER

MAY 20 1985

BAQM

Dear Dr. Garrity:

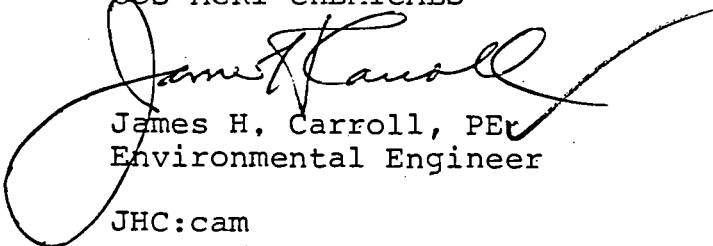
Attached is the semi-annual emission report for sources at USS Agri-Chemicals plants in Fort Meade and Bartow, including the calibrations for instruments employed for testing.

Source identification, permit numbers, production rates and results are summarized in the attached table in addition to the actual test data. All sources show compliance with emission standards and requirements outlined in the source operating permits.

Kindly contact me if there are any questions.

Very truly yours,

USS AGRI-CHEMICALS

  
James H. Carroll, PE  
Environmental Engineer

JHC:cam

Att.

bcc: CIRCULATE  
G. W. Beck  
R. E. Knecht  
W. R. Brobeck  
J. C. Daniel  
Eugene Williams  
File

Dr. Richard Garrity, DER  
May 1, 1985

USS AGRI-CHEMICALS EMISSION TEST SUMMARY

SCHEDULED COMPLIANCE TESTS

<u>SOURCE</u> <u>DESCRIPTION</u>	<u>TEST</u> <u>DATE</u> <u>(1985)</u>	<u>PERMIT</u> <u>NUMBER</u> <u>(A053-)</u>	<u>PRODUCTION RATE</u>	<u>EMISSIONS</u>
1. Phosphoric Acid B Train Scrubber	April 2	69839	722 T-P205/Day	0.001 Lb-F/Ton P205
	April 2	69839	632 T-P205/Day	0.001 Lb-F/Ton P205
	April 2	69839	617 T-P205/Day	0.001 Lb-F/Ton P205
2. Phosphoric Acid A Train Scrubber	April 2	69840	697 T-P205/Day	0.003 Lb-F/Ton P205
	April 2	69840	697 T-P205/Day	0.002 Lb-F/Ton P205
	April 2	69840	697 T-P205/Day	0.003 Lb-F/Ton P205
3. Phosphoric Acid Tank Farm Scrubber	April 8	69842	1373 T-P205/Day	0.0003 Lb-F/Ton P205
	April 8	69842	1373 T-P205/Day	0.0003 Lb-F/Ton P205
	April 8	69842	1373 T-P205/Day	0.0003 Lb-F/Ton P205



MAIL: P. O. BOX 867  
FORT MEADE, FLORIDA 33841  
813/285-8121

April 24, 1985

DER  
MAY 6 1985  
BAQM

Mr. C. H. Fancy  
Deputy Chief  
Bureau of Air Quality Management  
Florida Department of  
Environmental Regulation  
Northwest District Branch Office  
Twin Towers Office Building  
2600 Blair Stone Road  
Tallahassee, Florida 32301

Subject: USS Agri-Chemicals  
Ft. Meade Chemical Complex  
Sulfuric Acid Plant & Phosphoric Acid Plant Modifications

Dear Mr. Fancy:

In partial response to your letter of February 21, 1984, addressed to J. B. Kongler, regarding construction permits to modify two existing sulfuric acid plants and two existing phosphoric acid plants at the USS Agri-Chemicals (USSAC) Ft. Meade Chemical Complex technical information was forwarded to your office and received on May 21, 1984. The issues not addressed in our response received on May 21st were discussed during a meeting with your staff in Tallahassee on July 27, 1984, and are addressed herein. A copy of your letter of February 21st is attached for your ready reference.

On May 21, 1984, information from Sholtes & Koogler, Environmental Consultants (SKEC) was received in your office regarding documents referenced in the calculation of the fluoride emissions from the process water cooling pond. The documents included TRW (an EPA Contractor) interoffice correspondence dated August 27, 1980 and sections of EPA document 650/2-74-095. It is our understanding that the information, as received in your office on May 21, 1984, satisfies the request in your letter of February 21, 1984 for information on that specific issue.

Regarding the other issues addressed in your correspondence of February 21, 1984, representatives of USSAC met with Mr. Willard Hanks in your offices on July 27, 1984 to discuss the specific information that would be required to provide your staff with the information they need to complete the review of the subject permit applications. Based upon this meeting, the following information is provided to complete the Construction Permit applications for the modifications to the sulfuric acid and phosphoric acid plants.

### Permit Fees

An additional permit fee of \$1,200 is enclosed. This will complete the total fee of \$2,200 required for the four permit applications; \$1,000 for each of two sulfuric acid plants and \$100 for each of two phosphoric acid plants.

### Physical Modifications to the Sulfuric Acid Plants

In the permit applications for the revisions to the sulfuric acid plants, it was stated that certain physical modifications would be necessary. As discussed during the July 27, 1984 meeting, the details of these physical modifications are not now known and will not be known until detailed engineering is completed to determine just where bottle-necks might occur. The one physical change that will almost certainly be involved is an increase in the amount of catalyst in the converter of the sulfuric acid plant. Equipment in the sulfuric acid plants that will not require modification include the demisters for acid mist control, the sulfur burner, the absorber, the cooling tower or the blower.

In summary, USSAC can only state that the physical modifications that will be required are expected to be minor in nature and will not be fully known until final engineering is completed. It can be stated, however, that none of the changes will effect compliance with New Source Performance Standards (NSPS) for the sulfuric acid plant.

### Phosphoric Acid Plant Modifications

No major or significant changes are anticipated. The existing pollution control system is adequate to control emissions at the acid production units and product storage tank farm.


### Gypsum Disposal Area

The life of the gypsum disposal area associated with phosphoric acid production is a function of the phosphoric acid production capacity of the USSAC Ft. Meade Chemical Complex. The modifications to the two phosphoric acid plants will result in a 25 percent increase in the permitted production rates of the plants; from 800 tpd, each, to 1,000 tpd, each. When the plants operate at a production capacity 25 percent greater than presently permitted, the life of the gypsum disposal area will be decreased in proportion to the incremental change in production.

More germane to the subject permit applications is the wetted surface area on the gypsum disposal area and in the process water cooling ponds. The presently permitted wetted area in both the gypsum disposal area and the process water cooling pond is sufficient to provide the necessary cooling. There will be no increase in the wetted surface area on either the gypsum disposal area or the cooling ponds. The changes in fluoride emission rates from these wetted surface areas have been addressed in the original permit applications.

The information provided herein should complete the permit applications for the requested rate increases for the sulfuric acid and phosphoric acid plants at the USSAC Ft. Meade Chemical Complex. If additional information is required or if there are any questions regarding information contained herein, please do not hesitate to contact us.

Very truly yours,  
USS AGRI-CHEMICALS



James C. Daniel  
Manager, Environmental and Special Projects

Attachments: - C. H. Fancy letter to J. B. Koogler, February 21, 1984  
- \$1,200 application fee  
- 4 copies each, construction permit applications to modify permitted Plants:

A053-69837 Sulfuric Acid Manufacture  
A053-69838 Sulfuric Acid Manufacture  
A053-69839 Phosphoric Acid Manufacture  
A053-69840 Phosphoric Acid Manufacture

JCD:cam

cc: Dr. Richard Garrity, DER Tampa

~~Chair~~, Bill 5/9  
Inc. response -  
Ed, Hillard + Tom  
have copies  
Please return for  
file -

Patry



**Agri-Chemicals**

Division of United States Steel

MAIL: P. O. BOX 867  
FORT MEADE, FLORIDA 32841  
813/265-8121

April 24, 1985

DER  
MAY 6 1985  
BAQM

Mr. C. H. Fancy  
Deputy Chief  
Bureau of Air Quality Management  
Florida Department of  
Environmental Regulation  
Northwest District Branch Office  
Twin Towers Office Building  
2600 Blair Stone Road  
Tallahassee, Florida 32301

Subject: USS Agri-Chemicals  
Ft. Meade Chemical Complex  
Sulfuric Acid Plant & Phosphoric Acid Plant Modifications

Dear Mr. Fancy:

In partial response to your letter of February 21, 1984, addressed to J. B. Kongler, regarding construction permits to modify two existing sulfuric acid plants and two existing phosphoric acid plants at the USS Agri-Chemicals (USSAC) Ft. Meade Chemical Complex technical information was forwarded to your office and received on May 21, 1984. The issues not addressed in our response received on May 21st were discussed during a meeting with your staff in Tallahassee on July 27, 1984, and are addressed herein. A copy of your letter of February 21st is attached for your ready reference.

On May 21, 1984, information from Sholtes & Koogler, Environmental Consultants (SKEC) was received in your office regarding documents referenced in the calculation of the fluoride emissions from the process water cooling pond. The documents included TRW (an EPA Contractor) interoffice correspondence dated August 27, 1980 and sections of EPA document 650/2-74-095. It is our understanding that the information, as received in your office on May 21, 1984, satisfies the request in your letter of February 21, 1984 for information on that specific issue.

Regarding the other issues addressed in your correspondence of February 21, 1984, representatives of USSAC met with Mr. Willard Hanks in your offices on July 27, 1984 to discuss the specific information that would be required to provide your staff with the information they need to complete the review of the subject permit applications. Based upon this meeting, the following information is provided to complete the Construction Permit applications for the modifications to the sulfuric acid and phosphoric acid plants.

Permit Fees

An additional permit fee of \$1,200 is enclosed. This will complete the total fee of \$2,200 required for the four permit applications; \$1,000 for each of two sulfuric acid plants and \$100 for each of two phosphoric acid plants.

Physical Modifications to the Sulfuric Acid Plants

In the permit applications for the revisions to the sulfuric acid plants, it was stated that certain physical modifications would be necessary. As discussed during the July 27, 1984 meeting, the details of these physical modifications are not now known and will not be known until detailed engineering is completed to determine just where bottle-necks might occur. The one physical change that will almost certainly be involved is an increase in the amount of catalyst in the converter of the sulfuric acid plant. Equipment in the sulfuric acid plants that will not require modification include the demisters for acid mist control, the sulfur burner, the absorber, the cooling tower or the blower.

In summary, USSAC can only state that the physical modifications that will be required are expected to be minor in nature and will not be fully known until final engineering is completed. It can be stated, however, that none of the changes will effect compliance with New Source Performance Standards (NSPS) for the sulfuric acid plant.

Phosphoric Acid Plant Modifications

No major or significant changes are anticipated. The existing pollution control system is adequate to control emissions at the acid production units and product storage tank farm.

Gypsum Disposal Area

The life of the gypsum disposal area associated with phosphoric acid production is a function of the phosphoric acid production capacity of the USSAC Ft. Meade Chemical Complex. The modifications to the two phosphoric acid plants will result in a 25 percent increase in the permitted production rates of the plants; from 800 tpd, each, to 1,000 tpd, each. When the plants operate at a production capacity 25 percent greater than presently permitted, the life of the gypsum disposal area will be decreased in proportion to the incremental change in production.

More germane to the subject permit applications is the wetted surface area on the gypsum disposal area and in the process water cooling ponds. The presently permitted wetted area in both the gypsum disposal area and the process water cooling pond is sufficient to provide the necessary cooling. There will be no increase in the wetted surface area on either the gypsum disposal area or the cooling ponds. The changes in fluoride emission rates from these wetted surface areas have been addressed in the original permit applications.

Require  
Permit  
Reports,  
Approval  
prior to modification

prior  
to approval  
before increasing



What was modeling based on?

E. Requested permitted equipment operating time: hrs/day 24 ; days/wk 7 ; wks/yr 52 ;  
if power plant, hrs/yr \_\_\_\_\_ ; if seasonal, describe: Annual operating time will  
not exceed 7,967 hours per year.

F. If this is a new source or major modification, answer the following questions.  
(Yes or No)

1. Is this source in a non-attainment area for a particular pollutant? NO ✓

a. If yes, has "offset" been applied? --

b. If yes, has "Lowest Achievable Emission Rate" been applied? --

c. If yes, list non-attainment pollutants. --

2. Does best available control technology (BACT) apply to this source?  
If yes, see Section VI. YES ✓

3. Does the State "Prevention of Significant Deterioration" (PSD)  
requirement apply to this source? If yes, see Sections VI and VII. YES ✓

4. Do "Standards of Performance for New Stationary Sources" (NSPS)  
apply to this source? YES ✓

5. Do "National Emission Standards for Hazardous Air Pollutants"  
(NESHAP) apply to this source? NO ✓

H. Do "Reasonably Available Control Technology" (RACT) requirements apply  
to this source? NO ✓

a. If yes, for what pollutants? \_\_\_\_\_

b. If yes, in addition to the information required in this form,  
any information requested in Rule 17-2.650 must be submitted.

Attach all supportive information related to any answer of "Yes". Attach any justifi-  
cation for any answer of "No" that might be considered questionable.

See project PSD Application package.

SECTION III: AIR POLLUTION SOURCES & CONTROL DEVICES (Other than Incinerators)

A. Raw Materials and Chemicals Used in your Process, if applicable:

Description	Contaminants		Utilization Rate - lbs/hr	Relate to Flow Diagram
	Type	% Wt		
Sulfur	Ash	0.5%	81,878	A (Attachment 1)

B. Process Rate, if applicable: (See Section V, Item 1)

1. Total Process Input Rate (lbs/hr): 81,878 (sulfur)

2. Product Weight (lbs/hr): 255,102 (98% acid)

$H_2SO_4 = 98$   
 $S = 32$   
 $\frac{98}{32} \times 24 = 735 \text{ TPD } H_2SO_4$   
 (less 0.5%)

C. Airborne Contaminants Emitted: (Information in this table must be submitted for each emission point, use additional sheets as necessary)

Name of Contaminant	Emission <sup>1</sup>		Allowed Emission Rate per Rule 17-2	Allowable Emission lbs/hr	Potential Emission <sup>4</sup>		Relate to Flow Diagram
	Maximum lbs/hr	Actual T/yr			lbs/yr	T/yr	
Sulfur Dioxide	500	1992	4 lb/ton	500	500	1992	B (Attach 1)
Acid Mist	18.8	74.7	0.15 lb/ton	18.8	213	846	"

based on  
 - 7967 hr/yr

<sup>1</sup>See Section V, Item 2.  
<sup>2</sup>Reference applicable emission standards and units (e.g. Rule 17-2.600(5)(b)2. Table II, E. (1) - 0.1 pounds per million BTU heat input)  
<sup>3</sup>Calculated from operating rate and applicable standard.  
<sup>4</sup>Emission, if source operated without control (See Section V, Item 3).

SECTION V - SUPPLEMENTAL REQUIREMENTS

1. Production and Material Input Rates

Product

3,000 STPD of ~~100%~~ sulfuric acid as 98% acid  
= 3,000 STPD (2000 lb/ton)/(0.98)(24 hr/day)  
= 255,102 lb/hr of 98% acid.

*want 100% acid rate  
make 98% acid*

Process Losses

Sulfur dioxide emission rate of 4 lbs sulfur dioxide per ton of 100% acid is equivalent to a 99.7% sulfur recovery.

Material Input

= 3,000 STPD (32/98 ton S/ton acid)/(0.997)  
= 983 STPD  
x 2,000/24  
= 81,878 lb/hr of sulfur.

*backed  
calculated  
from proposed  
production.*

2&3. Controlled and Uncontrolled Emissions

Sulfur Dioxide

Controlled and uncontrolled @ 4 lb/ton of acid  
= 4 lb/ton (3,000)/24  
= 500 lb/hr  
x 7,967/2000  
= 1,992 tpy

Acid Mist

Uncontrolled @ 1.7 lb/ton of acid (AP-42, Supp. 12)  
= 1.7 lb/ton (3,000)/24  
= 213 lb/hr  
x 7,967/2000  
= 846 tpy

Controlled @ 0.15 lb/ton of acid  
= 0.15 lb/ton (3,000)/24  
= 18.8 lb/hr  
x 7,967/2000  
= 74.7 tpy

4. See PSD package for description of control technology.

5. Control Efficiency

Sulfur dioxide emission rate of 4.0 lb sulfur dioxide per ton of 100% acid is equivalent to a sulfur recovery efficiency of 99.7% (AP-42, Supplement 12).

Acid Mist

E = (213-18.8)(100)/213  
= 91.2%.

*back calculated*

SECTION III: AIR POLLUTION SOURCES & CONTROL DEVICES (Other than Incinerators)

A. Raw Materials and Chemicals Used in your Process, if applicable:

Description	Contaminants		Utilization Rate - lbs/hr	Relate to Flow Diagram
	Type	% Wt		
Phosphate Rock	Fluorine	3.5	290,461 (1)	A (Attachment 1)
Sulfuric Acid	None	---	229,592 (2)	B (Attachment 1)
(1) P <sub>2</sub> O <sub>5</sub> Input is	87,719 lbs/hr			
(2) As 98% acid.				

B. Process Rate, if applicable: (See Section V, Item 1)

1. Total Process Input Rate (lbs/hr): 520,053 (phosphate rock and sulfuric acid)

2. Product Weight (lbs/hr): 287,356 as 29% P<sub>2</sub>O<sub>5</sub> phosphoric acid. 41.7 TPA P<sub>2</sub>O<sub>5</sub> prod

C. Airborne Contaminants Emitted: (Information in this table must be submitted for each emission point, use additional sheets as necessary)

Name of Contaminant	Emission <sup>1</sup>		Allowed Emission Rate per Rule 17-2	Allowable <sup>3</sup> Emission lbs/hr	Potential <sup>4</sup> Emission		Relate to Flow Diagram
	Maximum lbs/hr	Actual T/yr			lbs/yr	T/yr	
Fluoride	0.88 (21.125)	3.5	0.02 lb/ton	0.88	2,350	9,362	C (Attachment 1)
				44 TPA P <sub>2</sub> O <sub>5</sub> input			


<sup>1</sup>See Section V, Item 2.

<sup>2</sup>Reference applicable emission standards and units (e.g. Rule 17-2.600(5)(b)2. Table II, E. (1) - 0.1 pounds per million BTU heat input)

<sup>3</sup>Calculated from operating rate and applicable standard.

<sup>4</sup>Emission, if source operated without control (See Section V, Item 3).

the pollution control facilities, when properly maintained and operated, will discharge an effluent that complies with all applicable statutes of the State of Florida and the rules and regulations of the department. It is also agreed that the undersigned will furnish, if authorized by the owner, the applicant a set of instructions for the proper maintenance and operation of the pollution control facilities and, if applicable, pollution sources.



Signed *[Signature]*

John B. Koogler, Ph.D., P.E.  
Name (Please Type)

SHOLTES & KOOGLER, ENVIRONMENTAL CONSULTANTS  
Company Name (Please Type)

1213 NW 6th Street, Gainesville, Florida 32601  
Mailing Address (Please Type)

Florida Registration No. 12925 Date: 4/22/85 Telephone No. (904) 377-5822

**SECTION II: GENERAL PROJECT INFORMATION**

A. Describe the nature and extent of the project. Refer to pollution control equipment, and expected improvements in source performance as a result of installation. State whether the project will result in full compliance. Attach additional sheet if necessary.

See Attached Page 2a

B. Schedule of project covered in this application (Construction Permit Application Only)  
Start of Construction November 1986 Completion of Construction December 1986

*5-20-85  
Correct dates  
per the District  
work*

C. Costs of pollution control system(s): (Note: Show breakdown of estimated costs only for individual components/units of the project serving pollution control purposes. Information on actual costs shall be furnished with the application for operation permit.)

There will be no cost associated with upgrading the existing air pollution control systems as a result of the production rate increase. The existing control systems are adequate to control emissions at the increased production rate.

D. Indicate any previous DER permits, orders and notices associated with the emission point, including permit issuance and expiration dates.

PSD-FL-064 approved April 1981; AC53-33821 issued 12/24/80 and expired 9/30/83;  
AO 53-69840 issued 9/27/83 and expiring 8/15/88

SECTION III: AIR POLLUTION SOURCES & CONTROL DEVICES (Other than Incinerators)

A. Raw Materials and Chemicals Used in your Process, if applicable:

Description	Contaminants		Utilization Rate - lbs/hr	Relate to Flow Diagram
	Type	% Wt		
Phosphate Rock	Fluorine	3.5	290,461 (1)	A (Attachment 1)
Sulfuric Acid	None	---	229,592 (2)	B (Attachment 1)
(1) P <sub>2</sub> O <sub>5</sub> Input is	87,719 lbs/hr			
(2) As 98% acid.				

B. Process Rate, if applicable: (See Section V, Item 1)

- Total Process Input Rate (lbs/hr): 520,053 (phosphate rock and sulfuric acid)
- Product Weight (lbs/hr): 287,356 as 29% P<sub>2</sub>O<sub>5</sub> phosphoric acid.

C. Airborne Contaminants Emitted: (Information in this table must be submitted for each emission point, use additional sheets as necessary)

$(0.88) (79,68 \text{ lb/yr}) / 2000 =$

Name of Contaminant	Emission <sup>1</sup>		Allowed Emission Rate per Rule 17-2	Allowable <sup>3</sup> Emission lbs/hr	Potential <sup>4</sup> Emission		Relate to Flow Diagram
	Maximum lbs/hr	Actual I/yr			lbs/yr	T/yr	
Fluoride *	0.88	3.5	0.02 lb/ton	0.88	2,350	9,362	C&D(Attach. 1)
* Combined emissions from the phosphoric acid plant scrubber and the acid storage and clarification area scrubber..							

<sup>1</sup>See Section V, Item 2.

<sup>2</sup>Reference applicable emission standards and units (e.g. Rule 17-2.600(5)(b)2. Table II, E. (1) - 0.1 pounds per million BTU heat input)

<sup>3</sup>Calculated from operating rate and applicable standard.

<sup>4</sup>Emission, if source operated without control (See Section V, Item 3).

STATE OF FLORIDA  
DEPARTMENT OF ENVIRONMENTAL REGULATION

3AOM

ST. JOHNS RIVER  
DISTRICT

3319 MAGUIRE BOULEVARD  
SUITE 232  
ORLANDO, FLORIDA 32803



BOB GRAHAM  
GOVERNOR  
VICTORIA J. TSCHINKEL  
SECRETARY  
ALEX SENKEVICH  
DISTRICT MANAGER

APPLICATION TO OPERATE/CONSTRUCT AIR POLLUTION SOURCES

SOURCE TYPE: Sulfuric Acid Plant  New<sup>1</sup>  Existing<sup>1</sup>  
APPLICATION TYPE:  Construction  Operation  Modification  
COMPANY NAME: USS Agri-Chemicals COUNTY: Polk

Identify the specific emission point source(s) addressed in this application (i.e. Lime Kiln No. 4 with Venturi Scrubber; Peaking Unit No. 2, Gas Fired) No. 2 Sulfuric Acid Plant

SOURCE LOCATION: Street SR 630; 3.5 mi west of Ft. Meade City Ft. Meade  
UTM: East 416.12 North 3068.67  
Latitude 27 ° 44 ' 29 "N Longitude 81 ° 51 ' 4 "W

APPLICANT NAME AND TITLE: J.C. Daniel, Manager, Environmental & Special Projects

APPLICANT ADDRESS: Post Office Box 867, Ft. Meade, Florida 33841

SECTION I: STATEMENTS BY APPLICANT AND ENGINEER

A. APPLICANT

I am the undersigned owner or authorized representative\* of USS Agri-Chemicals

I certify that the statements made in this application for a Construction permit are true, correct and complete to the best of my knowledge and belief. Further I agree to maintain and operate the pollution control source and pollution control facilities in such a manner as to comply with the provision of Chapter 403, Florida Statutes, and all the rules and regulations of the department and revisions thereof. also understand that a permit, if granted by the department, will be non-transferable and I will promptly notify the department upon sale or legal transfer of the permitte establishment.

\*Attach letter of authorization


Signed: J.C. Daniel  
J.C. Daniel, Manager, Environmental & Special  
Name and Title (Please Type) Projects  
Date: \_\_\_\_\_ Telephone No. (813) 533-8184

B. PROFESSIONAL ENGINEER REGISTERED IN FLORIDA (where required by Chapter 471, F.S.)

This is to certify that the engineering features of this pollution control project have been ~~designed~~/examined by me and found to be in conformity with modern engineering principles applicable to the treatment and disposal of pollutants characterized in the permit application. There is reasonable assurance, in my professional judgment, that

<sup>1</sup> See Florida Administrative Code Rule 17-2.100(57) and (104)

the pollution control facilities, when properly maintained and operated, will discharge an effluent that complies with all applicable statutes of the State of Florida and the rules and regulations of the department. It is also agreed that the undersigned will furnish, if authorized by the owner, the applicant a set of instructions for the proper maintenance and operation of the pollution control facilities and, if applicable, pollution sources.



Signed [Signature]

John B. Koogler, Ph.D., P.E.  
Name (Please Type)

SHOLTES & KOOGLER, ENVIRONMENTAL CONSULTANTS  
Company Name (Please Type)

1213 NW 6th Street, Gainesville, FL 32601  
Mailing Address (Please Type)

Florida Registration No. 12925 Date: 4/22/85 Telephone No. (904) 377-5822

**SECTION II: GENERAL PROJECT INFORMATION**

A. Describe the nature and extent of the project. Refer to pollution control equipment, and expected improvements in source performance as a result of installation. State whether the project will result in full compliance. Attach additional sheet if necessary.

A construction permit application to increase the permitted production rate of a new double absorption contact sulfuric acid plant from 2,200 tpd of 100% sulfuric acid to 3,000 tpd of 100% sulfuric acid. The plant will operate in full compliance with applicable regulations. See project PSD package for more detailed project description.

B. Schedule of project covered in this application (Construction Permit Application Only)

Start of Construction October 1986 Completion of Construction November 1986

C. Costs of pollution control system(s): (Note: Show breakdown of estimated costs only for individual components/units of the project serving pollution control purposes. Information on actual costs shall be furnished with the application for operation permit.)

The cost of the additional catalyst necessary to maintain the sulfur dioxide recovery efficiency is \$150,000.00. The existing mist eliminators are adequate to control acid mist emissions at the higher production rate.

D. Indicate any previous DER permits, orders and notices associated with the emission point, including permit issuance and expiration dates.

PSD FL-064 Approval, April 1981; AC53-33819 issued 12/24/80 and expired 9/30/83; AO 53-69838 issued 9/27/83 and expiring 8/15/88



E. Requested permitted equipment operating time: hrs/day 24 ; days/wk 7 ; wks/yr 52 ;  
if power plant, hrs/yr \_\_\_\_\_ ; if seasonal, describe: Annual operating time will  
not exceed 7,967 hours per year.

F. If this is a new source or major modification, answer the following questions.  
(Yes or No)

1. Is this source in a non-attainment area for a particular pollutant? NO  
a. If yes, has "offset" been applied? --  
b. If yes, has "Lowest Achievable Emission Rate" been applied? --  
c. If yes, list non-attainment pollutants. --

2. Does best available control technology (BACT) apply to this source?  
If yes, see Section VI. YES

3. Does the State "Prevention of Significant Deterioration" (PSD)  
requirement apply to this source? If yes, see Sections VI and VII. YES

4. Do "Standards of Performance for New Stationary Sources" (NSPS)  
apply to this source? YES

5. Do "National Emission Standards for Hazardous Air Pollutants"  
(NESHAP) apply to this source? NO

H. Do "Reasonably Available Control Technology" (RACT) requirements apply  
to this source? NO

- a. If yes, for what pollutants? \_\_\_\_\_  
b. If yes, in addition to the information required in this form,  
any information requested in Rule 17-2.650 must be submitted.

Attach all supportive information related to any answer of "Yes". Attach any justifi-  
cation for any answer of "No" that might be considered questionable.

See project PSD Application package.

**SECTION III: AIR POLLUTION SOURCES & CONTROL DEVICES (Other than Incinerators)**

**A. Raw Materials and Chemicals Used in your Process, if applicable:**

Description	Contaminants		Utilization Rate - lbs/hr	Relate to Flow Diagram
	Type	% Wt		
Sulfur	Ash	0.5%	81,878	A (Attachment 1)

**B. Process Rate, if applicable: (See Section V, Item 1)**

1. Total Process Input Rate (lbs/hr): 81,878 (sulfur)

2. Product Weight (lbs/hr): 255,102 (98% acid)

**C. Airborne Contaminants Emitted: (Information in this table must be submitted for each emission point, use additional sheets as necessary)**

Name of Contaminant	Emission <sup>1</sup>		Allowed <sup>4</sup> Emission Rate per Rule 17-2	Allowable <sup>3</sup> Emission lbs/hr	Potential <sup>4</sup> Emission		Relate to Flow Diagram
	Maximum lbs/hr	Actual T/yr			lbs/yr	T/yr	
Sulfur Dioxide	500	1992	4 lb/ton	500	500	1992	B (Attach1)
Acid Mist	18.8	74.7	0.15 lb/ton	18.8	213	846	"

<sup>1</sup>See Section V, Item 2.

<sup>2</sup>Reference applicable emission standards and units (e.g. Rule 17-2.600(5)(b)2. Table II, E. (1) - 0.1 pounds per million BTU heat input)

<sup>3</sup>Calculated from operating rate and applicable standard.

<sup>4</sup>Emission, if source operated without control (See Section V, Item 3).

D. Control Devices: (See Section V, Item 4)

Name and Type (Model & Serial No.)	Contaminant	Efficiency	Range of Particles Size Collected (in microns) (If applicable)	Basis for Efficiency (Section V Item 5)
Double absorber	Sulfur dioxide	99.7	NA	AP-42, Supp12
Demister	Acid Mist	91.2	> 0.5 um	" "

E. Fuels

Type (Be Specific)	Consumption*		Maximum Heat Input (MMBTU/hr)
	avg/hr	max./hr	
None			

\*Units: Natural Gas--MMCF/hr; Fuel Oils--gallons/hr; Coal, wood, refuse, other--lbs/hr.

Fuel Analysis:

Percent Sulfur: \_\_\_\_\_ Percent Ash: \_\_\_\_\_

Density: \_\_\_\_\_ lbs/gal Typical Percent Nitrogen: \_\_\_\_\_

Heat Capacity: \_\_\_\_\_ BTU/lb \_\_\_\_\_ BTU/gal

Other Fuel Contaminants (which may cause air pollution): \_\_\_\_\_

F. If applicable, indicate the percent of fuel used for space heating.

Annual Average NA Maximum \_\_\_\_\_

G. Indicate liquid or solid wastes generated and method of disposal.

Cooling tower blowdown, boiler blowdown and feedwater treatment unit blowdown are non-process effluents and will be discharged to the plant outfall.

H. Emission Stack Geometry and Flow Characteristics (Provide data for each stack):

Stack Height: 175 ft. Stack Diameter: 8.5 ft.  
 Gas Flow Rate: 150,800 ACFM 124,400 DSCFM Gas Exit Temperature: 180 °F.  
 Water Vapor Content: 0 % Velocity: 52.2 FPS

**SECTION IV: INCINERATOR INFORMATION**

NOT APPLICABLE

Type of Waste	Type 0 (Plastics)	Type I (Rubbish)	Type II (Refuse)	Type III (Garbage)	Type IV (Pathological)	Type V (Liq. & Gas By-prod.)	Type VI (Solid By-prod.)
Actual lb/hr Incinerated							
Uncontrolled (lbs/hr)							

Description of Waste \_\_\_\_\_

Total Weight Incinerated (lbs/hr) \_\_\_\_\_ Design Capacity (lbs/hr) \_\_\_\_\_

Approximate Number of Hours of Operation per day \_\_\_\_\_ day/wk \_\_\_\_\_ wka/yr. \_\_\_\_\_

Manufacturer \_\_\_\_\_

Date Constructed \_\_\_\_\_ Model No. \_\_\_\_\_

	Volume (ft) <sup>3</sup>	Heat Release (BTU/hr)	Fuel		Temperature (°F)
			Type	BTU/hr	
Primary Chamber					
Secondary Chamber					

Stack Height: \_\_\_\_\_ ft. Stack Diameter: \_\_\_\_\_ Stack Temp. \_\_\_\_\_

Gas Flow Rate: \_\_\_\_\_ ACFM \_\_\_\_\_ DSCFM\* Velocity: \_\_\_\_\_ FPS

\*If 50 or more tons per day design capacity, submit the emissions rate in grains per standard cubic foot dry gas corrected to 50% excess air.

Type of pollution control device:  Cyclone  Wet Scrubber  Afterburner  
 Other (specify) \_\_\_\_\_

Brief description of operating characteristics of control devices: \_\_\_\_\_

See project PSD Application package for description of control systems.

---

---

---

---

Ultimate disposal of any effluent other than that emitted from the stack (scrubber water, ash, etc.):

See Section III, G

---

---

---

---

NOTE: Items 2, 3, 4, 6, 7, 8, and 10 in Section V must be included where applicable.

#### SECTION V: SUPPLEMENTAL REQUIREMENTS

SEE PAGES 7a and 7b

Please provide the following supplements where required for this application.

1. Total process input rate and product weight -- show derivation [Rule 17-2.100(127)]
2. To a construction application, attach basis of emission estimate (e.g., design calculations, design drawings, pertinent manufacturer's test data, etc.) and attach proposed methods (e.g., FR Part 60 Methods 1, 2, 3, 4, 5) to show proof of compliance with applicable standards. To an operation application, attach test results or methods used to show proof of compliance. Information provided when applying for an operation permit from a construction permit shall be indicative of the time at which the test was made.
3. Attach basis of potential discharge (e.g., emission factor, that is, AP42 test).
4. With construction permit application, include design details for all air pollution control systems (e.g., for baghouse include cloth to air ratio; for scrubber include cross-section sketch, design pressure drop, etc.)
5. With construction permit application, attach derivation of control device(s) efficiency. Include test or design data. Items 2, 3 and 5 should be consistent: actual emissions = potential (1-efficiency).
6. An 8 1/2" x 11" flow diagram which will, without revealing trade secrets, identify the individual operations and/or processes. Indicate where raw materials enter, where solid and liquid waste exit, where gaseous emissions and/or airborne particles are evolved and where finished products are obtained.
7. An 8 1/2" x 11" plot plan showing the location of the establishment, and points of airborne emissions, in relation to the surrounding area, residences and other permanent structures and roadways (Example: Copy of relevant portion of USGS topographic map).
8. An 8 1/2" x 11" plot plan of facility showing the location of manufacturing processes and outlets for airborne emissions. Relate all flows to the flow diagram.

SECTION V - SUPPLEMENTAL REQUIREMENTS

1. Production and Material Input Rates

Product

$$\begin{aligned} & 3,000 \text{ STPD of 100\% sulfuric acid as 98\% acid} \\ & = 3,000 \text{ STPD (2000 lb/ton)/(0.98)(24 hr/day)} \\ & = 255,102 \text{ lb/hr of 98\% acid.} \end{aligned}$$

Process Losses

Sulfur dioxide emission rate of 4 lbs sulfur dioxide per ton of 100% acid is equivalent to a 99.7% sulfur recovery.

Material Input

$$\begin{aligned} & = 3,000 \text{ STPD (32/98 ton S/ton acid)/(0.997)} \\ & = 983 \text{ STPD} \\ & \quad \times 2,000/24 \\ & = 81,878 \text{ lb/hr of sulfur.} \end{aligned}$$

2&3. Controlled and Uncontrolled Emissions

Sulfur Dioxide

$$\begin{aligned} & \text{Controlled and uncontrolled @ 4 lb/ton of acid} \\ & = 4 \text{ lb/ton (3,000)/24} \\ & = 500 \text{ lb/hr} \\ & \quad \times 7,967/2000 \\ & = 1,992 \text{ tpy} \end{aligned}$$

Acid Mist

$$\begin{aligned} & \text{Uncontrolled @ 1.7 lb/ton of acid (AP-42, Supp. 12)} \\ & = 1.7 \text{ lb/ton (3,000)/24} \\ & = 213 \text{ lb/hr} \\ & \quad \times 7,967/2000 \\ & = 846 \text{ tpy} \end{aligned}$$

$$\begin{aligned} & \text{Controlled @ 0.15 lb/ton of acid} \\ & = 0.15 \text{ lb/ton (3,000)/24} \\ & = 18.8 \text{ lb/hr} \\ & \quad \times 7,967/2000 \\ & = 74.7 \text{ tpy} \end{aligned}$$

4. See PSD package for description of control technology.

5. Control Efficiency

Sulfur dioxide emission rate of 4.0 lb sulfur dioxide per ton of 100% acid is equivalent to a sulfur recovery efficiency of 99.7% (AP-42, Supplement 12).

Acid Mist

$$\begin{aligned} E & = (213-18.8)(100)/213 \\ & = 91.2\% \end{aligned}$$

6. Flow Diagram - Attachment 1.
7. Location Map - Attachment 2.
8. Site Map - Attachment 3.

9. The appropriate application fee in accordance with Rule 17-4.05. The check should be made payable to the Department of Environmental Regulation.
10. With an application for operation permit, attach a Certificate of Completion of Construction indicating that the source was constructed as shown in the construction permit.

**SECTION VI: BEST AVAILABLE CONTROL TECHNOLOGY**

SEE PROJECT PSD PACKAGE FOR BACT ANALYSIS

A. Are standards of performance for new stationary sources pursuant to 40 C.F.R. Part 60 applicable to the source?

Yes  No

Contaminant

Rate or Concentration

Contaminant	Rate or Concentration

B. Has EPA declared the best available control technology for this class of sources (If yes, attach copy)

Yes  No

Contaminant

Rate or Concentration

Contaminant	Rate or Concentration

C. What emission levels do you propose as best available control technology?

Contaminant

Rate or Concentration

Contaminant	Rate or Concentration

D. Describe the existing control and treatment technology (if any).

1. Control Device/System:

2. Operating Principles:

3. Efficiency:\*

4. Capital Costs:

\*Explain method of determining



5. Useful Life:

6. Operating Costs:

7. Energy:

8. Maintenance Cost:

9. Emissions:

Contaminant

Rate or Concentration

Contaminant	Rate or Concentration

10. Stack Parameters

a. Height:

ft.

b. Diameter:

ft.

c. Flow Rate:

ACFM

d. Temperature:

°F.

e. Velocity:

FPS

E. Describe the control and treatment technology available (As many types as applicable, use additional pages if necessary).

1.

a. Control Device:

b. Operating Principles:

c. Efficiency:<sup>1</sup>

d. Capital Cost:

e. Useful Life:

f. Operating Cost:

g. Energy:<sup>2</sup>

h. Maintenance Cost:

i. Availability of construction materials and process chemicals:

j. Applicability to manufacturing processes:

k. Ability to construct with control device, install in available space, and operate within proposed levels:

2.

a. Control Device:

b. Operating Principles:

c. Efficiency:<sup>1</sup>

d. Capital Cost:

e. Useful Life:

f. Operating Cost:

g. Energy:<sup>2</sup>

h. Maintenance Cost:

i. Availability of construction materials and process chemicals:

<sup>1</sup>Explain method of determining efficiency.

<sup>2</sup>Energy to be reported in units of electrical power - KWH design rate.

- j. Applicability to manufacturing processes:
- k. Ability to construct with control device, install in available space, and operate within proposed levels:

- 3.
- a. Control Device:
  - b. Operating Principles:
  - c. Efficiency:<sup>1</sup>
  - d. Capital Cost:
  - e. Useful Life:
  - f. Operating Cost:
  - g. Energy:<sup>2</sup>
  - h. Maintenance Cost:
  - i. Availability of construction materials and process chemicals:
  - j. Applicability to manufacturing processes:
  - k. Ability to construct with control device, install in available space, and operate within proposed levels:

- 4.
- a. Control Device:
  - b. Operating Principles:
  - c. Efficiency:<sup>1</sup>
  - d. Capital Costs:
  - e. Useful Life:
  - f. Operating Cost:
  - g. Energy:<sup>2</sup>
  - h. Maintenance Cost:
  - i. Availability of construction materials and process chemicals:
  - j. Applicability to manufacturing processes:
  - k. Ability to construct with control device, install in available space, and operate within proposed levels:

F. Describe the control technology selected:

- 1. Control Device:
- 2. Efficiency:<sup>1</sup>
- 3. Capital Cost:
- 4. Useful Life:
- 5. Operating Cost:
- 6. Energy:<sup>2</sup>
- 7. Maintenance Cost:
- 8. Manufacturer:
- 9. Other locations where employed on similar processes:
  - a. (1) Company:
  - (2) Mailing Address:
  - (3) City:
  - (4) State:

<sup>1</sup>Explain method of determining efficiency.

<sup>2</sup>Energy to be reported in units of electrical power - KWH design rate.

(5) Environmental Manager:

(6) Telephone No.:

(7) Emissions:<sup>1</sup>

Contaminant	Rate or Concentration

(8) Process Rate:<sup>1</sup>

b. (1) Company:

(2) Mailing Address:

(3) City:

(4) State:

(5) Environmental Manager:

(6) Telephone No.:

(7) Emissions:<sup>1</sup>

Contaminant	Rate or Concentration

(8) Process Rate:<sup>1</sup>

10. Reason for selection and description of systems:

<sup>1</sup>Applicant must provide this information when available. Should this information not be available, applicant must state the reason(s) why.

**SECTION VII - PREVENTION OF SIGNIFICANT DETERIORATION**

SEE PROJECT PSD PACKAGE FOR AIR QUALITY REVIEW

**A. Company Monitored Data**

1. \_\_\_\_\_ no. sites \_\_\_\_\_ TSP \_\_\_\_\_ ( ) SO<sub>2</sub>\* \_\_\_\_\_ Wind spd/dir

Period of Monitoring \_\_\_\_\_ / \_\_\_\_\_ / \_\_\_\_\_ to \_\_\_\_\_ / \_\_\_\_\_ / \_\_\_\_\_  
month day year month day year

Other data recorded \_\_\_\_\_

Attach all data or statistical summaries to this application.

\*Specify bubbler (B) or continuous (C).

2. Instrumentation, Field and Laboratory

a. Was instrumentation EPA referenced or its equivalent? [ ] Yes [ ] No

b. Was instrumentation calibrated in accordance with Department procedures?  
[ ] Yes [ ] No [ ] Unknown

B. Meteorological Data Used for Air Quality Modeling

1. \_\_\_\_\_ Year(s) of data from \_\_\_\_\_ / \_\_\_\_\_ / \_\_\_\_\_ to \_\_\_\_\_ / \_\_\_\_\_ / \_\_\_\_\_  
month day year month day year

2. Surface data obtained from (location) \_\_\_\_\_

3. Upper air (mixing height) data obtained from (location) \_\_\_\_\_

4. Stability wind rose (STAR) data obtained from (location) \_\_\_\_\_

C. Computer Models Used

1. \_\_\_\_\_ Modified? If yes, attach description.

2. \_\_\_\_\_ Modified? If yes, attach description.

3. \_\_\_\_\_ Modified? If yes, attach description.

4. \_\_\_\_\_ Modified? If yes, attach description.

Attach copies of all final model runs showing input data, receptor locations, and principle output tables.

D. Applicants Maximum Allowable Emission Data

Pollutant	Emission Rate
TSP	_____ grams/sec
SO <sup>2</sup>	_____ grams/sec

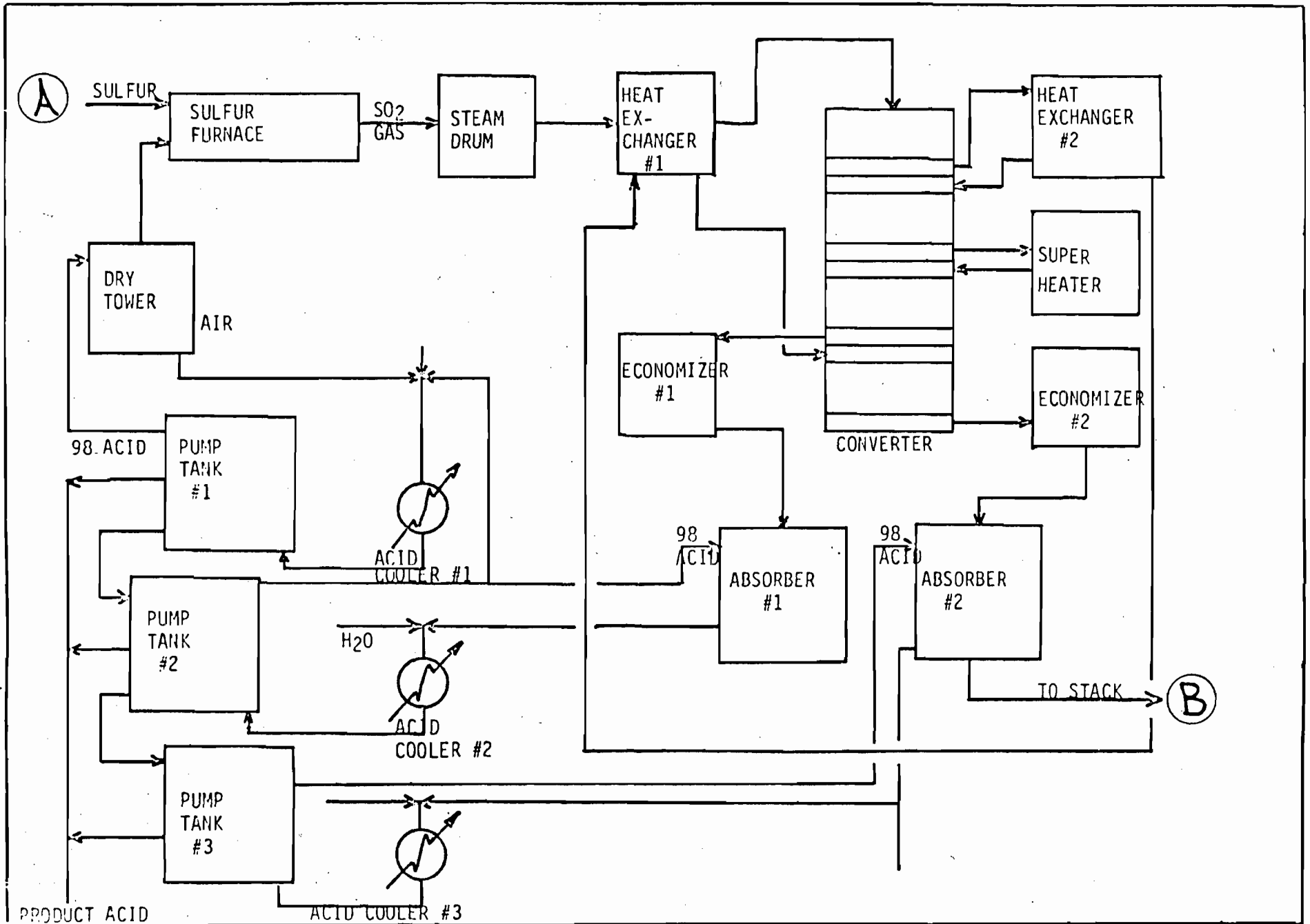
E. Emission Data Used in Modeling

Attach list of emission sources. Emission data required is source name, description of point source (on NEDS point number), UTM coordinates, stack data, allowable emissions, and normal operating time.

F. Attach all other information supportive to the PSD review.

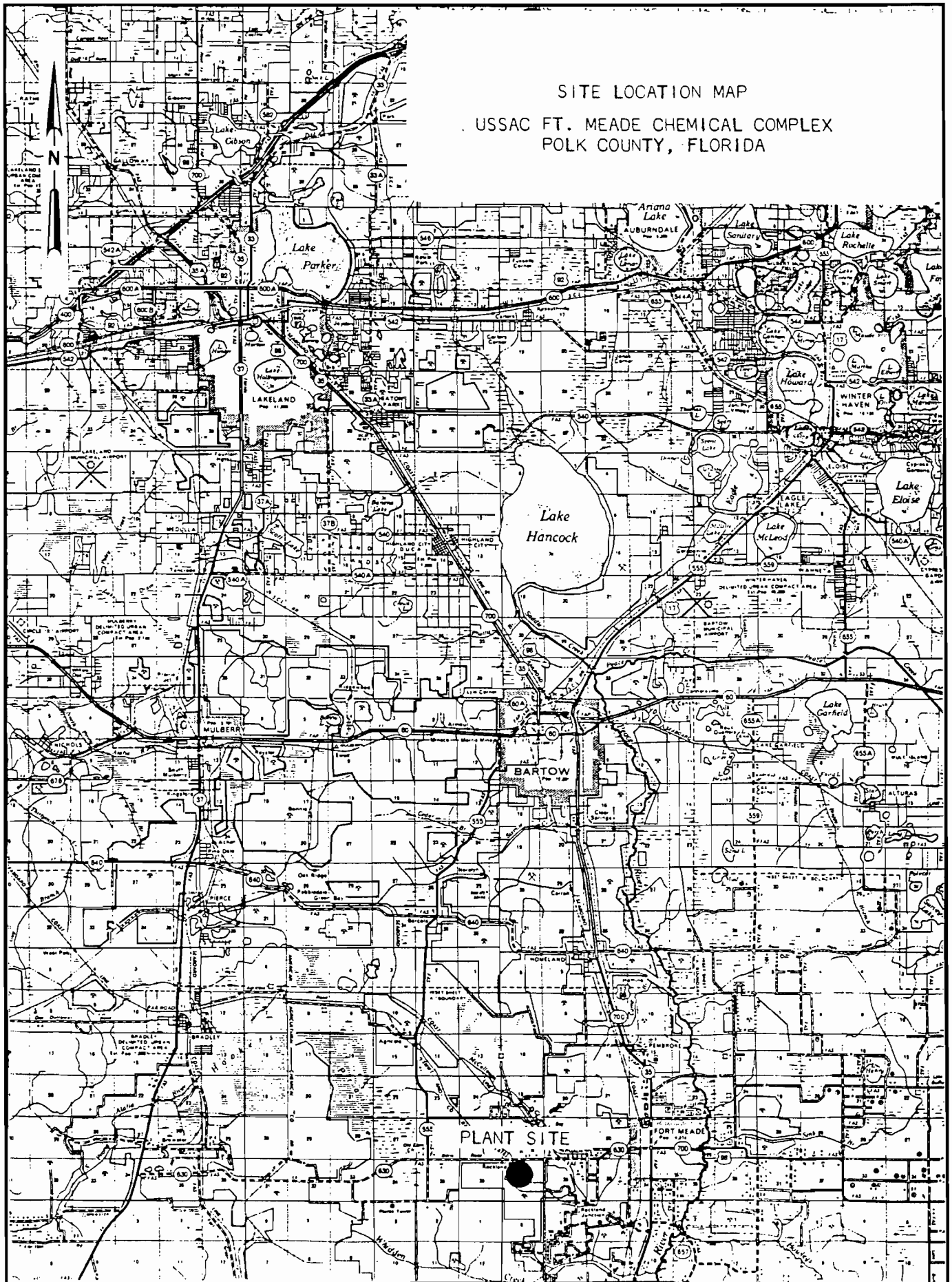
G. Discuss the social and economic impact of the selected technology versus other applicable technologies (i.e., jobs, payroll, production, taxes, energy, etc.). Include assessment of the environmental impact of the sources.

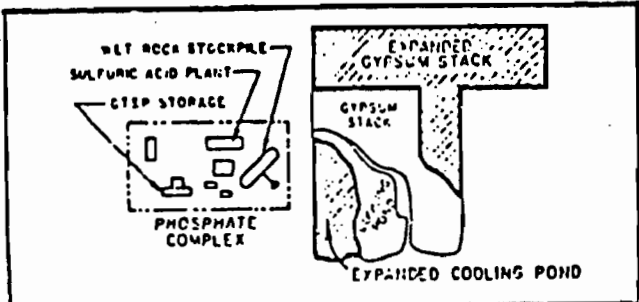
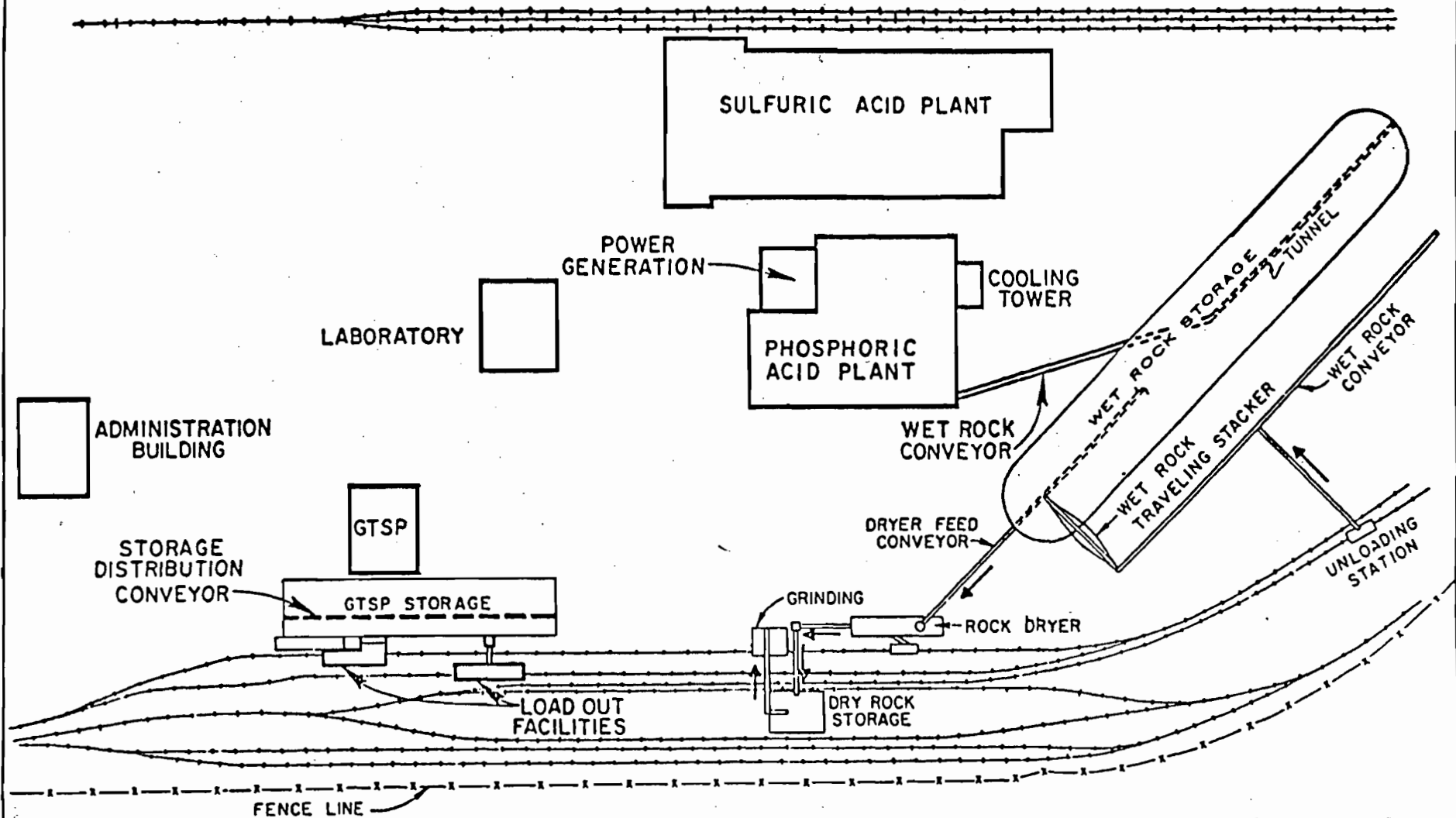

H. Attach scientific, engineering, and technical material, reports, publications, journals, and other competent relevant information describing the theory and application of the requested best available control technology.



DOUBLE CONTACT/DOUBLE ABSORPTION - SULFURIC ACID MANUFACTURE

SITE LOCATION MAP  
USSAC FT. MEADE CHEMICAL COMPLEX  
POLK COUNTY, FLORIDA





FT. MEADE PHOSPHATE COMPLEX  
 U.S. STEEL AGRI-CHEMICALS  
 FT. MEADE, FLORIDA


GRAPHIC SERVICES-ENGINEERING-PITTSBURGH  
 UNITED STATES STEEL CORPORATION

7925/7926	ALTIERI	PRICHARD	5-12-60	PD 103
DF3705-2		STORY		

AC 53-103829

STATE OF FLORIDA  
DEPARTMENT OF ENVIRONMENTAL REGULATION

ST. JOHNS RIVER  
DISTRICT  
3319 MAGUIRE BOULEVARD  
SUITE 232  
ORLANDO, FLORIDA 32803



DER

MAY 6 1985

BAOM

BOB GRAHAM  
GOVERNOR  
VICTORIA J. TSCHINKEL  
SECRETARY  
ALEX SENKEVICH  
DISTRICT MANAGER

APPLICATION TO OPERATE/CONSTRUCT AIR POLLUTION SOURCES

SOURCE TYPE: Sulfuric Acid Plant  New<sup>1</sup> [ ] Existing<sup>1</sup>

APPLICATION TYPE: [ ] Construction [ ] Operation  Modification

COMPANY NAME: USS Agri-Chemicals COUNTY: Polk

Identify the specific emission point source(s) addressed in this application (i.e. Lime Kiln No. 4 with Venturi Scrubber; Peaking Unit No. 2, Gas Fired) No. 1 Sulfuric Acid Plant

SOURCE LOCATION: Street SR 630; 3.5 mi west of Ft. Meade City Ft. Meade

UTM: East 416.12 North 3068.62

Latitude 27 ° 44 ' 27 "N Longitude 81 ° 51 ' 4 "W

APPLICANT NAME AND TITLE: J.C. Daniel, Manager, Environmental & Special Projects

APPLICANT ADDRESS: Post Office Box 867, Ft. Meade, Florida 33841

SECTION I: STATEMENTS BY APPLICANT AND ENGINEER

A. APPLICANT

I am the undersigned owner or authorized representative\* of USS Agri-Chemicals

I certify that the statements made in this application for a Construction permit are true, correct and complete to the best of my knowledge and belief. Further I agree to maintain and operate the pollution control source and pollution control facilities in such a manner as to comply with the provision of Chapter 403, Florida Statutes, and all the rules and regulations of the department and revisions thereof. I also understand that a permit, if granted by the department, will be non-transferable and I will promptly notify the department upon sale or legal transfer of the permitted establishment.

\*Attach letter of authorization

Signed: [Signature]  
J.C. Daniel, Manager, Environmental & Special  
Name and Title (Please Type) Projects

Date: \_\_\_\_\_ Telephone No. (813) 533-8184


B. PROFESSIONAL ENGINEER REGISTERED IN FLORIDA (where required by Chapter 471, F.S.)

This is to certify that the engineering features of this pollution control project have been ~~designed~~/examined by me and found to be in conformity with modern engineering principles applicable to the treatment and disposal of pollutants characterized in the permit application. There is reasonable assurance, in my professional judgment, that

<sup>1</sup> See Florida Administrative Code Rule 17-2.100(57) and (104)



the pollution control facilities, when properly maintained and operated, will discharge an effluent that complies with all applicable statutes of the State of Florida and the rules and regulations of the department. It is also agreed that the undersigned will furnish, if authorized by the owner, the applicant a set of instructions for the proper maintenance and operation of the pollution control facilities and, if applicable, pollution sources.



Signed *[Signature]*  
 John B. Koogler, Ph.D., P.E.  
 Name (Please Type)

SHOLTES & KOOGLER, ENVIRONMENTAL CONSULTANTS  
 Company Name (Please Type)  
 1213 NW 6th Street, Gainesville, FL 32601  
 Mailing Address (Please Type)

Florida Registration No. 12925 Date: 4/22/85 Telephone No. (904) 377-5822

**SECTION II: GENERAL PROJECT INFORMATION**

A. Describe the nature and extent of the project. Refer to pollution control equipment, and expected improvements in source performance as a result of installation. State whether the project will result in full compliance. Attach additional sheet if necessary.

A construction permit application to increase the permitted production rate of a new double absorption contact sulfuric acid plant from 2,200 tpd of 100% sulfuric acid to 3,000 tpd of 100% sulfuric acid. The plant will operate in full compliance with applicable regulations. See project PSD package for more detailed project description.

B. Schedule of project covered in this application (Construction Permit Application Only)  
 Start of Construction October 1986 Completion of Construction November 1986

C. Costs of pollution control system(s): (Note: Show breakdown of estimated costs only for individual components/units of the project serving pollution control purposes. Information on actual costs shall be furnished with the application for operation permit.)

The cost of the additional catalyst necessary to maintain the sulfur dioxide recovery efficiency is \$ 150,000.00 . The existing mist eliminators are adequate to control acid mist emissions at the higher production rate.

D. Indicate any previous DER permits, orders and notices associated with the emission point, including permit issuance and expiration dates.

PSD FL-064 Approval, April 1981; AC53-33818 issued 12/24/80 and expired 9/30/83;  
 AO 53-69837 issued 9/27/83 and expiring 8/15/88

E. Requested permitted equipment operating time: hrs/day 24 ; days/wk 7 ; wks/yr 52 ;  
if power plant, hrs/yr \_\_\_\_\_; if seasonal, describe: Annual operating time will  
not exceed 7,967 hours per year.

F. If this is a new source or major modification, answer the following questions.  
(Yes or No)

1. Is this source in a non-attainment area for a particular pollutant? NO  
a. If yes, has "offset" been applied? --  
b. If yes, has "Lowest Achievable Emission Rate" been applied? --  
c. If yes, list non-attainment pollutants. ---

2. Does best available control technology (BACT) apply to this source?  
If yes, see Section VI. YES

3. Does the State "Prevention of Significant Deterioration" (PSD)  
requirement apply to this source? If yes, see Sections VI and VII. YES

4. Do "Standards of Performance for New Stationary Sources" (NSPS)  
apply to this source? YES

5. Do "National Emission Standards for Hazardous Air Pollutants"  
(NESHAP) apply to this source? NO

H. Do "Reasonably Available Control Technology" (RACT) requirements apply  
to this source? NO

a. If yes, for what pollutants? \_\_\_\_\_

b. If yes, in addition to the information required in this form,  
any information requested in Rule 17-2.650 must be submitted.

Attach all supportive information related to any answer of "Yes". Attach any justifi-  
cation for any answer of "No" that might be considered questionable.

See project PSD Application package.

**SECTION III: AIR POLLUTION SOURCES & CONTROL DEVICES (Other than Incinerators)**

**A. Raw Materials and Chemicals Used in your Process, if applicable:**

Description	Contaminants		Utilization Rate - lbs/hr	Relate to Flow Diagram
	Type	% Wt		
Sulfur	Ash	0.5%	81,878	A (Attachment 1)

**B. Process Rate, if applicable: (See Section V, Item 1)**

1. Total Process Input Rate (lbs/hr): 81,878 (sulfur)
2. Product Weight (lbs/hr): 255,102 (98% acid)

**C. Airborne Contaminants Emitted: (Information in this table must be submitted for each emission point, use additional sheets as necessary)**

Name of Contaminant	Emission <sup>1</sup>		Allowed <sup>2</sup> Emission Rate per Rule 17-2	Allowable <sup>3</sup> Emission lbs/hr	Potential <sup>4</sup> Emission		Relate to Flow Diagram
	Maximum lbs/hr	Actual T/yr			lbs/yr	T/yr	
Sulfur Dioxide	500	1992	4 lb/ton	500	500	1992	B (Attach1)
Acid Mist	18.8	74.7	0.15 lb/ton	18.8	213	846	"

<sup>1</sup>See Section V, Item 2.

<sup>2</sup>Reference applicable emission standards and units (e.g. Rule 17-2.600(5)(b)2. Table II, E. (1) - 0.1 pounds per million BTU heat input)

<sup>3</sup>Calculated from operating rate and applicable standard.

<sup>4</sup>Emission, if source operated without control (See Section V, Item 3).

D. Control Devices: (See Section V, Item 4)

Name and Type (Model & Serial No.)	Contaminant	Efficiency	Range of Particles Size Collected (in microns) (If applicable)	Basis for Efficiency (Section V Item 5)
Double absorber	Sulfur dioxide	99.7	NA	AP-42, Supp12
Demister	Acid Mist	91.2	> 0.5 um	" "

E. Fuels

Type (Be Specific)	Consumption*		Maximum Heat Input (MMBTU/hr)
	avg/hr	max./hr	
None			

\*Units: Natural Gas--MMCF/hr; Fuel Oils--gallons/hr; Coal, wood, refuse, other--lbs/hr.

Fuel Analysis:

Percent Sulfur: \_\_\_\_\_ Percent Ash: \_\_\_\_\_

Density: \_\_\_\_\_ lbs/gal Typical Percent Nitrogen: \_\_\_\_\_

Heat Capacity: \_\_\_\_\_ BTU/lb \_\_\_\_\_ BTU/gal

Other Fuel Contaminants (which may cause air pollution): \_\_\_\_\_

F. If applicable, indicate the percent of fuel used for space heating.

Annual Average NA Maximum \_\_\_\_\_

G. Indicate liquid or solid wastes generated and method of disposal.

Cooling tower blowdown, boiler blowdown and feedwater treatment unit blowdown  
are non-process effluents and will be discharged to the plant outfall.

H. Emission Stack Geometry and Flow Characteristics (Provide data for each stack):

Stack Height: 175 ft. Stack Diameter: 8.5 ft.  
 Gas Flow Rate: 150,800 ACFM 124,400 DSCFM Gas Exit Temperature: 180 °F.  
 Water Vapor Content: 0 % Velocity: 52.2 FPS

**SECTION IV: INCINERATOR INFORMATION**

NOT APPLICABLE

Type of Waste	Type 0 (Plastics)	Type I (Rubbish)	Type II (Refuse)	Type III (Garbage)	Type IV (Pathological)	Type V (Liq. & Gas By-prod.)	Type VI (Solid By-prod.)
Actual lb/hr Incinerated							
Uncontrolled (lbs/hr)							

Description of Waste \_\_\_\_\_

Total Weight Incinerated (lbs/hr) \_\_\_\_\_ Design Capacity (lbs/hr) \_\_\_\_\_

Approximate Number of Hours of Operation per day \_\_\_\_\_ day/wk \_\_\_\_\_ wks/yr. \_\_\_\_\_

Manufacturer \_\_\_\_\_

Date Constructed \_\_\_\_\_ Model No. \_\_\_\_\_

	Volume (ft) <sup>3</sup>	Heat Release (BTU/hr)	Fuel		Temperature (°F)
			Type	BTU/hr	
Primary Chamber					
Secondary Chamber					

Stack Height: \_\_\_\_\_ ft. Stack Diameter: \_\_\_\_\_ Stack Temp. \_\_\_\_\_

Gas Flow Rate: \_\_\_\_\_ ACFM \_\_\_\_\_ DSCFM\* Velocity: \_\_\_\_\_ FPS

\*If 50 or more tons per day design capacity, submit the emissions rate in grains per standard cubic foot dry gas corrected to 50% excess air.

Type of pollution control device:  Cyclone  Wet Scrubber  Afterburner

Other (specify) \_\_\_\_\_

Brief description of operating characteristics of control devices: \_\_\_\_\_

See project PSD Application package for description of control systems. \_\_\_\_\_

Ultimate disposal of any effluent other than that emitted from the stack (scrubber water, ash, etc.):

See Section III, G.

NOTE: Items 2, 3, 4, 6, 7, 8, and 10 in Section V must be included where applicable.

#### SECTION V: SUPPLEMENTAL REQUIREMENTS

Please provide the following <sup>SEE PAGES 7a and 7b</sup> supplements where required for this application.

1. Total process input rate and product weight -- show derivation [Rule 17-2.100(127)]
2. To a construction application, attach basis of emission estimate (e.g., design calculations, design drawings, pertinent manufacturer's test data, etc.) and attach proposed methods (e.g., FR Part 60 Methods 1, 2, 3, 4, 5) to show proof of compliance with applicable standards. To an operation application, attach test results or methods used to show proof of compliance. Information provided when applying for an operation permit from a construction permit shall be indicative of the time at which the test was made.
3. Attach basis of potential discharge (e.g., emission factor, that is, AP42 test).
4. With construction permit application, include design details for all air pollution control systems (e.g., for baghouse include cloth to air ratio; for scrubber include cross-section sketch, design pressure drop, etc.)
5. With construction permit application, attach derivation of control device(s) efficiency. Include test or design data. Items 2, 3 and 5 should be consistent: actual emissions = potential (1-efficiency).
6. An 8 1/2" x 11" flow diagram which will, without revealing trade secrets, identify the individual operations and/or processes. Indicate where raw materials enter, where solid and liquid waste exit, where gaseous emissions and/or airborne particles are evolved and where finished products are obtained.
7. An 8 1/2" x 11" plot plan showing the location of the establishment, and points of airborne emissions, in relation to the surrounding area, residences and other permanent structures and roadways (Example: Copy of relevant portion of USGS topographic map).
8. An 8 1/2" x 11" plot plan of facility showing the location of manufacturing processes and outlets for airborne emissions. Relate all flows to the flow diagram.

SECTION V - SUPPLEMENTAL REQUIREMENTS

1. Production and Material Input Rates

Product

$$\begin{aligned} & 3,000 \text{ STPD of 100\% sulfuric acid as 98\% acid} \\ & = 3,000 \text{ STPD (2000 lb/ton)/(0.98)(24 hr/day)} \\ & = 255,102 \text{ lb/hr of 98\% acid.} \end{aligned}$$

Process Losses

Sulfur dioxide emission rate of 4 lbs sulfur dioxide per ton of 100% acid is equivalent to a 99.7% sulfur recovery.

Material Input

$$\begin{aligned} & = 3,000 \text{ STPD (32/98 ton S/ton acid)/(0.997)} \\ & = 983 \text{ STPD} \\ & \quad \times 2,000/24 \\ & = 81,878 \text{ lb/hr of sulfur.} \end{aligned}$$

2&3. Controlled and Uncontrolled Emissions

Sulfur Dioxide

$$\begin{aligned} & \text{Controlled and uncontrolled @ 4 lb/ton of acid} \\ & = 4 \text{ lb/ton (3,000)/24} \\ & = 500 \text{ lb/hr} \\ & \quad \times 7,967/2000 \\ & = 1,992 \text{ tpy} \end{aligned}$$

Acid Mist

$$\begin{aligned} & \text{Uncontrolled @ 1.7 lb/ton of acid (AP-42, Supp. 12)} \\ & = 1.7 \text{ lb/ton (3,000)/24} \\ & = 213 \text{ lb/hr} \\ & \quad \times 7,967/2000 \\ & = 846 \text{ tpy} \end{aligned}$$

$$\begin{aligned} & \text{Controlled @ 0.15 lb/ton of acid} \\ & = 0.15 \text{ lb/ton (3,000)/24} \\ & = 18.8 \text{ lb/hr} \\ & \quad \times 7,967/2000 \\ & = 74.7 \text{ tpy} \end{aligned}$$

4. See PSD package for description of control technology.

5. Control Efficiency

Sulfur dioxide emission rate of 4.0 lb sulfur dioxide per ton of 100% acid is equivalent to a sulfur recovery efficiency of 99.7% (AP-42, Supplement 12).

Acid Mist

$$\begin{aligned} E & = (213-18.8)(100)/213 \\ & = 91.2\%. \end{aligned}$$

6. Flow Diagram - Attachment 1.
7. Location Map - Attachment 2.
8. Site Map - Attachment 3.



9. The appropriate application fee in accordance with Rule 17-4.05. The check should be made payable to the Department of Environmental Regulation.
10. With an application for operation permit, attach a Certificate of Completion of Construction indicating that the source was constructed as shown in the construction permit.

**SECTION VI: BEST AVAILABLE CONTROL TECHNOLOGY**

SEE PROJECT PSD PACKAGE FOR BACT ANALYSIS

- A. Are standards of performance for new stationary sources pursuant to 40 C.F.R. Part 60 applicable to the source?

Yes  No

Contaminant	Rate or Concentration
-------------	-----------------------


- B. Has EPA declared the best available control technology for this class of sources (If yes, attach copy)

Yes  No

Contaminant	Rate or Concentration
-------------	-----------------------


- C. What emission levels do you propose as best available control technology?

Contaminant	Rate or Concentration
-------------	-----------------------


- D. Describe the existing control and treatment technology (if any).

- |                           |                          |
|---------------------------|--------------------------|
| 1. Control Device/System: | 2. Operating Principles: |
| 3. Efficiency:*           | 4. Capital Costs:        |

\*Explain method of determining

5. Useful Life:

6. Operating Costs:

7. Energy:

8. Maintenance Cost:

9. Emissions:

Contaminant

Rate or Concentration

Contaminant	Rate or Concentration

10. Stack Parameters

a. Height:

ft.

b. Diameter:

ft.

c. Flow Rate:

ACFM

d. Temperature:

°F.

e. Velocity:

FPS

E. Describe the control and treatment technology available (As many types as applicable, use additional pages if necessary).

1.

a. Control Device:

b. Operating Principles:

c. Efficiency:<sup>1</sup>

d. Capital Cost:

e. Useful Life:

f. Operating Cost:

g. Energy:<sup>2</sup>

h. Maintenance Cost:

i. Availability of construction materials and process chemicals:

j. Applicability to manufacturing processes:

k. Ability to construct with control device, install in available space, and operate within proposed levels:

2.

a. Control Device:

b. Operating Principles:

c. Efficiency:<sup>1</sup>

d. Capital Cost:

e. Useful Life:

f. Operating Cost:

g. Energy:<sup>2</sup>

h. Maintenance Cost:

i. Availability of construction materials and process chemicals:

<sup>1</sup>Explain method of determining efficiency.

<sup>2</sup>Energy to be reported in units of electrical power - KWH design rate.

- j. Applicability to manufacturing processes:
- k. Ability to construct with control device, install in available space, and operate within proposed levels:

3.

- a. Control Device:
- b. Operating Principles:
- c. Efficiency:<sup>1</sup>
- d. Capital Cost:
- e. Useful Life:
- f. Operating Cost:
- g. Energy:<sup>2</sup>
- h. Maintenance Cost:
- i. Availability of construction materials and process chemicals:
- j. Applicability to manufacturing processes:
- k. Ability to construct with control device, install in available space, and operate within proposed levels:

4.

- a. Control Device:
- b. Operating Principles:
- c. Efficiency:<sup>1</sup>
- d. Capital Costs:
- e. Useful Life:
- f. Operating Cost:
- g. Energy:<sup>2</sup>
- h. Maintenance Cost:
- i. Availability of construction materials and process chemicals:
- j. Applicability to manufacturing processes:
- k. Ability to construct with control device, install in available space, and operate within proposed levels:

F. Describe the control technology selected:

- 1. Control Device:
- 2. Efficiency:<sup>1</sup>
- 3. Capital Cost:
- 4. Useful Life:
- 5. Operating Cost:
- 6. Energy:<sup>2</sup>
- 7. Maintenance Cost:
- 8. Manufacturer:
- 9. Other locations where employed on similar processes:
  - a. (1) Company:
  - (2) Mailing Address:
  - (3) City:
  - (4) State:

<sup>1</sup>Explain method of determining efficiency.

<sup>2</sup>Energy to be reported in units of electrical power - KWH design rats.

(5) Environmental Manager:

(6) Telephone No.:

(7) Emissions:<sup>1</sup>

Contaminant	Rate or Concentration

(8) Process Rate:<sup>1</sup>

b. (1) Company:

(2) Mailing Address:

(3) City:

(4) State:

(5) Environmental Manager:

(6) Telephone No.:

(7) Emissions:<sup>1</sup>

Contaminant	Rate or Concentration

(8) Process Rate:<sup>1</sup>

10. Reason for selection and description of systems:

<sup>1</sup>Applicant must provide this information when available. Should this information not be available, applicant must state the reason(s) why.

**SECTION VII - PREVENTION OF SIGNIFICANT DETERIORATION**

SEE PROJECT PSD PACKAGE FOR AIR QUALITY REVIEW

**A. Company Monitored Data**

1. \_\_\_\_\_ no. sites \_\_\_\_\_ TSP \_\_\_\_\_ ( ) SO<sub>2</sub>\* \_\_\_\_\_ Wind spd/dir

Period of Monitoring \_\_\_\_\_ / \_\_\_\_\_ / \_\_\_\_\_ to \_\_\_\_\_ / \_\_\_\_\_ / \_\_\_\_\_  
month day year month day year

Other data recorded \_\_\_\_\_

Attach all data or statistical summaries to this application.

\*Specify bubbler (B) or continuous (C).

2. Instrumentation, Field and Laboratory

a. Was instrumentation EPA referenced or its equivalent? [ ] Yes [ ] No

b. Was instrumentation calibrated in accordance with Department procedures?

[ ] Yes [ ] No [ ] Unknown

B. Meteorological Data Used for Air Quality Modeling

1. \_\_\_\_\_ Year(s) of data from \_\_\_\_\_ / \_\_\_\_\_ / \_\_\_\_\_ to \_\_\_\_\_ / \_\_\_\_\_ / \_\_\_\_\_  
month day year month day year

2. Surface data obtained from (location) \_\_\_\_\_

3. Upper air (mixing height) data obtained from (location) \_\_\_\_\_

4. Stability wind rose (STAR) data obtained from (location) \_\_\_\_\_

C. Computer Models Used

1. \_\_\_\_\_ Modified? If yes, attach description.

2. \_\_\_\_\_ Modified? If yes, attach description.

3. \_\_\_\_\_ Modified? If yes, attach description.

4. \_\_\_\_\_ Modified? If yes, attach description.

Attach copies of all final model runs showing input data, receptor locations, and principle output tables.

D. Applicants Maximum Allowable Emission Data

Pollutant

Emission Rate

TSP \_\_\_\_\_ grams/sec

SO<sub>2</sub> \_\_\_\_\_ grams/sec

E. Emission Data Used in Modeling

Attach list of emission sources. Emission data required is source name, description of point source (on NEDS point number), UTM coordinates, stack data, allowable emissions, and normal operating time.

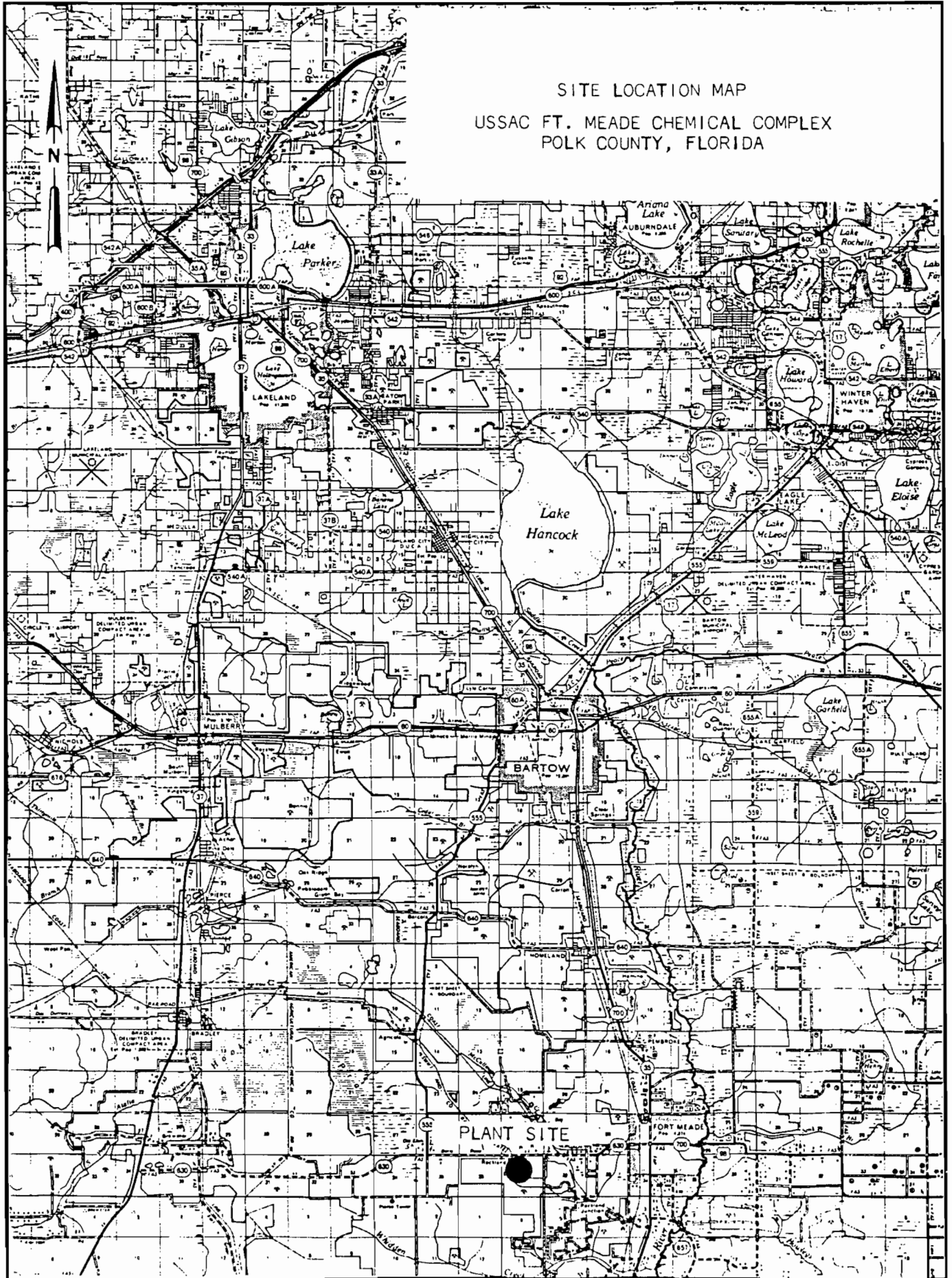
F. Attach all other information supportive to the PSD review.

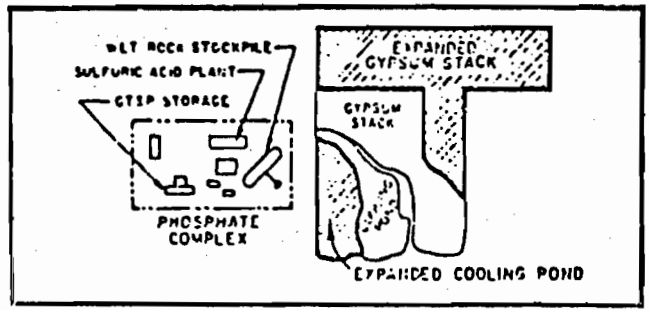
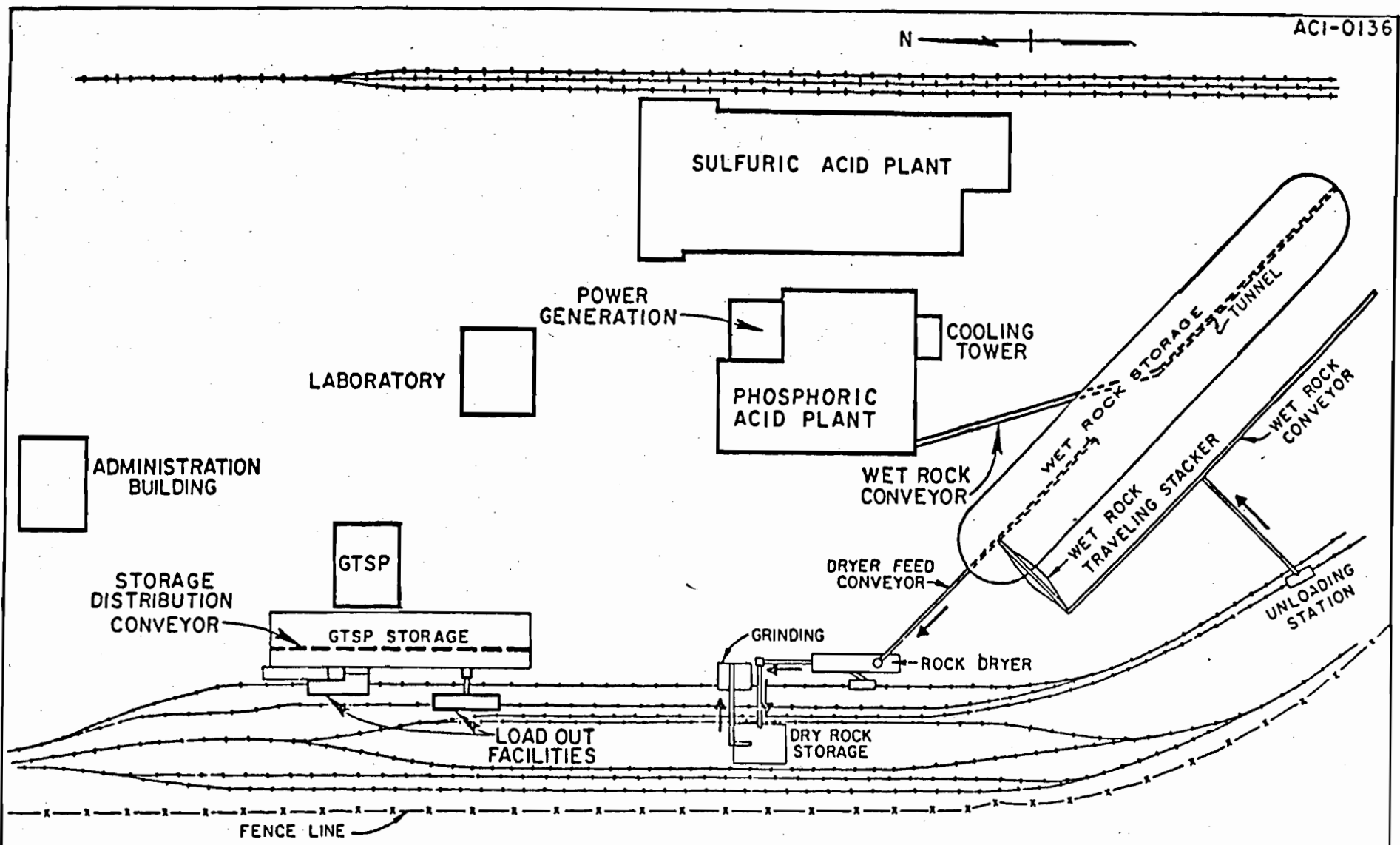

G. Discuss the social and economic impact of the selected technology versus other applicable technologies (i.e., jobs, payroll, production, taxes, energy, etc.). Include assessment of the environmental impact of the sources.

H. Attach scientific, engineering, and technical material, reports, publications, journals, and other competent relevant information describing the theory and application of the requested best available control technology.



SITE LOCATION MAP  
USSAC FT. MEADE CHEMICAL COMPLEX  
POLK COUNTY, FLORIDA





FT. MEADE PHOSPHATE COMPLEX

U.S. STEEL AGRI-CHEMICALS  
FT. MEADE, FLORIDA

GRAPHIC SERVICES-ENGINEERING-PITTSBURGH  
UNITED STATES STEEL CORPORATION

7925/7926	ALTIERI	PRICHARD	5-12-60	PD 108
DF3705-2		STORY		

ATTACHMENT 3



STATE OF FLORIDA  
DEPARTMENT OF ENVIRONMENTAL REGULATION

ST. JOHNS RIVER  
DISTRICT  
3319 MAGUIRE BOULEVARD  
SUITE 232  
ORLANDO, FLORIDA 32803



DER

MAY 6 1985

BAQM

BOB GRAHAM  
GOVERNOR  
VICTORIA J. TSCHINKEL  
SECRETARY  
ALEX SENKEVICH  
DISTRICT MANAGER

APPLICATION TO OPERATE/CONSTRUCT AIR POLLUTION SOURCES

SOURCE TYPE: Phosphoric Acid Plant  New<sup>1</sup>  Existing<sup>1</sup>  
APPLICATION TYPE:  Construction  Operation  Modification  
COMPANY NAME: USS Agri-Chemicals COUNTY: Polk

Identify the specific emission point source(s) addressed in this application (i.e. Lime Kiln No. 4 with Venturi Scrubber; Peaking Unit No. 2, Gas Fired) Phosphoric Acid Plant B

SOURCE LOCATION: Street SR630; 3.5 mi west of Ft. Meade City Ft. Meade  
UTM: East 416.07 North 3068.70  
Latitude 27 ° 44 ' 30 "N Longitude 81 ° 51 ' 6 "W

APPLICANT NAME AND TITLE: J.C. Daniel, Manager, Environmental & Special Projects  
APPLICANT ADDRESS: Post Office Box 867, Ft. Meade, Florida 33841

SECTION I: STATEMENTS BY APPLICANT AND ENGINEER

A. APPLICANT

I am the undersigned owner or authorized representative\* of USS Agri-Chemicals  
I certify that the statements made in this application for a Construction permit are true, correct and complete to the best of my knowledge and belief. Further I agree to maintain and operate the pollution control source and pollution control facilities in such a manner as to comply with the provision of Chapter 403, Florida Statutes, and all the rules and regulations of the department and revisions thereof. I also understand that a permit, if granted by the department, will be non-transferable and I will promptly notify the department upon sale or legal transfer of the permitted establishment.

\*Attach letter of authorization


Signed: [Signature]  
J.C. Daniel, Manager, Environmental & Special Projects  
Name and Title (Please Type)  
Date: \_\_\_\_\_ Telephone No. (813) 533-8184


B. PROFESSIONAL ENGINEER REGISTERED IN FLORIDA (where required by Chapter 471, F.S.)

This is to certify that the engineering features of this pollution control project have been ~~designed~~/examined by me and found to be in conformity with modern engineering principles applicable to the treatment and disposal of pollutants characterized in the permit application. There is reasonable assurance, in my professional judgment, that

<sup>1</sup> See Florida Administrative Code Rule 17-2.100(57) and (104)

the pollution control facilities, when properly maintained and operated, will discharge an effluent that complies with all applicable statutes of the State of Florida and the rules and regulations of the department. It is also agreed that the undersigned will furnish, if authorized by the owner, the applicant a set of instructions for the proper maintenance and operation of the pollution control facilities and, if applicable, pollution sources.



Signed   
John B. Koogler, Ph.D., P.E.  
Name (Please Type)

SHOLTES & KOOGLER, ENVIRONMENTAL CONSULTANTS  
Company Name (Please Type)

1213 NW 6th Street, Gainesville, Florida 32601  
Mailing Address (Please Type)

Florida Registration No. 12925 Date: 4/22/85 Telephone No. (904) 377-5822

**SECTION II: GENERAL PROJECT INFORMATION**

A. Describe the nature and extent of the project. Refer to pollution control equipment, and expected improvements in source performance as a result of installation. State whether the project will result in full compliance. Attach additional sheet if necessary.

A construction permit application to increase the production rate of an existing new phosphoric acid plant for 800 tpd (P<sub>2</sub>O<sub>5</sub>) to 1000 tpd (P<sub>2</sub>O<sub>5</sub>) as 29% P<sub>2</sub>O<sub>5</sub> phosphoric acid. The plant uses wet rock grinding. Fluorides are recovered as fluorosilicic acid. The plant will be in compliance with all applicable air quality regulations. See project PSD package for more complete description.

B. Schedule of project covered in this application (Construction Permit Application Only)

Start of Construction November 1986 Completion of Construction December 1986

C. Costs of pollution control system(s): (Note: Show breakdown of estimated costs only for individual components/units of the project serving pollution control purposes. Information on actual costs shall be furnished with the application for operation permit.)

There will be no cost associated with upgrading the existing air pollution control system as a result of the production rate increase. The existing control system is adequate to control emissions at the increased production rate.

D. Indicate any previous DER permits, orders and notices associated with the emission point, including permit issuance and expiration dates.

PSD-FL-064 approved April 1981; AC53-33820 issued 12/24/80 and expired 9/30/83;  
AO 53-69839 issued 9/27/83 and expiring 8/15/88.

E. Requested permitted equipment operating time: hrs/day 24 ; days/wk 7 ; wks/yr 52 ;  
if power plant, hrs/yr \_\_\_\_\_ ; if seasonal, describe: Annual operating time will not  
exceed 7,968 hours.

---

---

F. If this is a new source or major modification, answer the following questions.  
(Yes or No)

1. Is this source in a non-attainment area for a particular pollutant? NO  
a. If yes, has "offset" been applied? --  
b. If yes, has "Lowest Achievable Emission Rate" been applied? --  
c. If yes, list non-attainment pollutants. \_\_\_\_\_

2. Does best available control technology (BACT) apply to this source?  
If yes, see Section VI. YES

3. Does the State "Prevention of Significant Deterioration" (PSD)  
requirement apply to this source? If yes, see Sections VI and VII. YES

4. Do "Standards of Performance for New Stationary Sources" (NSPS)  
apply to this source? YES

5. Do "National Emission Standards for Hazardous Air Pollutants"  
(NESHAP) apply to this source? NO

H. Do "Reasonably Available Control Technology" (RACT) requirements apply  
to this source? NO

a. If yes, for what pollutants? \_\_\_\_\_

b. If yes, in addition to the information required in this form,  
any information requested in Rule 17-2.650 must be submitted.

Attach all supportive information related to any answer of "Yes". Attach any justifi-  
cation for any answer of "No" that might be considered questionable.

See project PSD Application Package.

SECTION III: AIR POLLUTION SOURCES & CONTROL DEVICES (Other than Incinerators)

A. Raw Materials and Chemicals Used in your Process, if applicable:

Description	Contaminants		Utilization Rate - lbs/hr	Relate to Flow Diagram
	Type	% Wt		
Phosphate Rock	Fluorine	3.5	290,461 (1)	A (Attachment 1)
Sulfuric Acid	None	---	229,592 (2)	B (Attachment 1)
(1) P <sub>2</sub> O <sub>5</sub> Input is	87,719 lbs/hr			
(2) As 98% acid.				

B. Process Rate, if applicable: (See Section V, Item 1)

1. Total Process Input Rate (lbs/hr): 520,053 (phosphate rock and sulfuric acid)

2. Product Weight (lbs/hr): 287,356 as 29% P<sub>2</sub>O<sub>5</sub> phosphoric acid.

C. Airborne Contaminants Emitted: (Information in this table must be submitted for each emission point, use additional sheets as necessary)

Name of Contaminant	Emission <sup>1</sup>		Allowed <sup>2</sup> Emission Rate per Rule 17-2	Allowable <sup>3</sup> Emission lbs/hr	Potential <sup>4</sup> Emission		Relate to Flow Diagram
	Maximum lbs/hr	Actual T/yr			lbs/yr	T/yr	
Fluoride	0.88	3.5	0.02 lb/ton	0.88	2,350	9,362	C (Attachment 1)

<sup>1</sup>See Section V, Item 2.

<sup>2</sup>Reference applicable emission standards and units (e.g. Rule 17-2.600(5)(b)2. Table II, E. (1) - 0.1 pounds per million BTU heat input)

<sup>3</sup>Calculated from operating rate and applicable standard.

<sup>4</sup>Emission, if source operated without control (See Section V, Item 3).

D. Control Devices: (See Section V, Item 4)

Name and Type (Model & Serial No.)	Contaminant	Efficiency	Range of Particles Size Collected (in microns) (If applicable)	Basis for Efficiency (Section V Item 5)
Acid Plant Venturi Scrubber	Fluoride	99.96%	NA	Estimate (1)
(1) Calculated in Section V.5 based on AP-42 uncontrolled emission factor and				
NSPS emission limit.				

E. Fuels

Type (Be Specific)	Consumption*		Maximum Heat Input (MMBTU/hr)
	avg/hr	max./hr	
None			

\*Units: Natural Gas--MMCF/hr; Fuel Oils--gallons/hr; Coal, wood, refuse, other--lbs/hr.

Fuel Analysis:

Percent Sulfur: \_\_\_\_\_ Percent Ash: \_\_\_\_\_

Density: \_\_\_\_\_ lbs/gal Typical Percent Nitrogen: \_\_\_\_\_

Heat Capacity: \_\_\_\_\_ BTU/lb \_\_\_\_\_ BTU/gal

Other Fuel Contaminants (which may cause air pollution): \_\_\_\_\_

F. If applicable, indicate the percent of fuel used for space heating.

Annual Average Not Applicable Maximum \_\_\_\_\_

G. Indicate liquid or solid wastes generated and method of disposal.

Gypsum slurry is transferred to an on-site gypsum disposal area. The process and scrubber water is recycled through the process water cooling pond.

(acid plant/acid clarification)

H. Emission Stack Geometry and Flow Characteristics (XXXXXXXXXXXXXXXXXXXX):

Stack Height: 85 ft. Stack Diameter: 3.4/2.0 ft. Gas Flow Rate: 12,000/6000 ACFM 10,635/5690 DSCFM Gas Exit Temperature: 100/80 °F. Water Vapor Content: 6/3 % Velocity: 22.0/32.0 FPS

SECTION IV: INCINERATOR INFORMATION

NOT APPLICABLE

Table with 8 columns: Type of Waste, Type 0 (Plastics), Type I (Rubbish), Type II (Refuse), Type III (Garbage), Type IV (Pathological), Type V (Liq. & Gas By-prod.), Type VI (Solid By-prod.). Rows include Actual lb/hr Incinerated and Uncontrolled (lbs/hr).

Description of Waste

Total Weight Incinerated (lbs/hr) Design Capacity (lbs/hr)

Approximate Number of Hours of Operation per day day/wk wks/yr.

Manufacturer

Date Constructed Model No.

Table with 5 columns: Volume (ft)3, Heat Release (BTU/hr), Fuel (Type, BTU/hr), Temperature (°F). Rows for Primary Chamber and Secondary Chamber.

Stack Height: ft. Stack Diameter: Stack Temp.

Gas Flow Rate: ACFM DSCFM\* Velocity: FPS

\*If 50 or more tons per day design capacity, submit the emissions rate in grains per standard cubic foot dry gas corrected to 50% excess air.

Type of pollution control device: [ ] Cyclone [ ] Wet Scrubber [ ] Afterburner [ ] Other (specify)

Brief description of operating characteristics of control devices: \_\_\_\_\_

See PSD Application package

Ultimate disposal of any effluent other than that emitted from the stack (scrubber water, ash, etc.):

See Section III, G

NOTE: Items 2, 3, 4, 6, 7, 8, and 10 in Section V must be included where applicable.

#### SECTION V: SUPPLEMENTAL REQUIREMENTS

(See Page 7a)

Please provide the following supplements where required for this application.

1. Total process input rate and product weight -- show derivation [Rule 17-2.100(127)]
2. To a construction application, attach basis of emission estimate (e.g., design calculations, design drawings, pertinent manufacturer's test data, etc.) and attach proposed methods (e.g., FR Part 60 Methods 1, 2, 3, 4, 5) to show proof of compliance with applicable standards. To an operation application, attach test results or methods used to show proof of compliance. Information provided when applying for an operation permit from a construction permit shall be indicative of the time at which the test was made.
3. Attach basis of potential discharge (e.g., emission factor, that is, AP42 test).
4. With construction permit application, include design details for all air pollution control systems (e.g., for baghouse include cloth to air ratio; for scrubber include cross-section sketch, design pressure drop, etc.)
5. With construction permit application, attach derivation of control device(s) efficiency. Include test or design data. Items 2, 3 and 5 should be consistent: actual emissions = potential (1-efficiency).
6. An 8 1/2" x 11" flow diagram which will, without revealing trade secrets, identify the individual operations and/or processes. Indicate where raw materials enter, where solid and liquid waste exit, where gaseous emissions and/or airborne particles are evolved and where finished products are obtained.
7. An 8 1/2" x 11" plot plan showing the location of the establishment, and points of airborne emissions, in relation to the surrounding area, residences and other permanent structures and roadways (Example: Copy of relevant portion of USGS topographic map).
8. An 8 1/2" x 11" plot plan of facility showing the location of manufacturing processes and outlets for airborne emissions. Relate all flows to the flow diagram.

SECTION V  
SUPPLEMENTAL REQUIREMENTS

1. Production and Material Input Rates

Product

1,000 STPD of 100%  $P_2O_5$  as 29%  $P_2O_5$  phosphoric acid. Over 90% of the acid is concentrated in two stages to 54%  $P_2O_5$  phosphoric acid.  
 $= (1000 \text{ STPD})(2000 \text{ lb/ton}) / (0.29)(24 \text{ hrs/day})$   
 $= 287,356 \text{ lb/hr of } 29\% \text{ acid.}$

Process Losses

$P_2O_5$  losses to the gypsum area are 5.0%.

Material Input

Wet phosphate rock (dry weight basis) @ 30.2%  $P_2O_5$   
 $= (1000 \text{ STPD})(2000) / (1 - 0.05 \text{ loss factor})(0.302)(24)$   
 $= 290,461 \text{ lbs/hr phosphate rock}$   
 $\times 0.302$   
 $= 87,719 \text{ lb/hr } P_2O_5.$

98% Sulfuric Acid at a use rate of 2.7 tons of 100% acid per ton of  $P_2O_5$  produced  
 $= (1000 \text{ STPD})(2000)(2.7) / (0.98 \text{ acid strength})(24)$   
 $= 229,592 \text{ lbs/hr } 98\% \text{ sulfuric acid.}$

2&3. Controlled and Uncontrolled Emissions

Fluoride

Uncontrolled @ 56.4 lb/ton of  $P_2O_5$  produced (AP-42, Supp. 10)  
 $= (1000 \text{ STPD})(56.4) / 24$   
 $= 2,350 \text{ lb/hr}$   
 $\times 7968 / 2000$   
 $= 9362 \text{ tpy}$

Controlled @ 0.02 lb/ton  $P_2O_5$  Input  
 $= (87,719 \text{ lb/hr } P_2O_5)(0.02) / 2000$   
 $= 0.88 \text{ lb/hr}$   
 $\times 7968 / 2000$   
 $= 3.5 \text{ tpy}$

4. See PSD package for description of control system.

5. Fluoride Control Efficiency

$$E = (2350 - 0.88)(100) / 2350$$
$$= 99.96\%.$$

6. Flow Diagram - Attachment 1.

7. Location Map - Attachment 2.

8. Site Map - Attachment 3.



9. The appropriate application fee in accordance with Rule 17-4.05. The check should be made payable to the Department of Environmental Regulation.
10. With an application for operation permit, attach a Certificate of Completion of Construction indicating that the source was constructed as shown in the construction permit.

**SECTION VI: BEST AVAILABLE CONTROL TECHNOLOGY**

See PSD Package for BACT Analysis

- A. Are standards of performance for new stationary sources pursuant to 40 C.F.R. Part 60 applicable to the source?

Yes  No

Contaminant

Rate or Concentration

Contaminant	Rate or Concentration

- B. Has EPA declared the best available control technology for this class of sources (If yes, attach copy)

Yes  No

Contaminant

Rate or Concentration

Contaminant	Rate or Concentration

- C. What emission levels do you propose as best available control technology?

Contaminant

Rate or Concentration

Contaminant	Rate or Concentration

- D. Describe the existing control and treatment technology (if any).

1. Control Device/System:

2. Operating Principles:

3. Efficiency:\*

4. Capital Costs:

\*Explain method of determining

5. Useful Life:

6. Operating Costs:

7. Energy:

8. Maintenance Cost:

9. Emissions:

Contaminant

Rate or Concentration

Contaminant	Rate or Concentration

10. Stack Parameters

a. Height:

ft.

b. Diameter:

ft.

c. Flow Rate:

ACFM

d. Temperature:

°F.

e. Velocity:

FPS

E. Describe the control and treatment technology available (As many types as applicable, use additional pages if necessary).

1.

a. Control Device:

b. Operating Principles:

c. Efficiency:<sup>1</sup>

d. Capital Cost:

e. Useful Life:

f. Operating Cost:

g. Energy:<sup>2</sup>

h. Maintenance Cost:

i. Availability of construction materials and process chemicals:

j. Applicability to manufacturing processes:

k. Ability to construct with control device, install in available space, and operate within proposed levels:

2.

a. Control Device:

b. Operating Principles:

c. Efficiency:<sup>1</sup>

d. Capital Cost:

e. Useful Life:

f. Operating Cost:

g. Energy:<sup>2</sup>

h. Maintenance Cost:

i. Availability of construction materials and process chemicals:

<sup>1</sup>Explain method of determining efficiency.

<sup>2</sup>Energy to be reported in units of electrical power - KWH design rate.

j. Applicability to manufacturing processes:

k. Ability to construct with control device, install in available space, and operate within proposed levels:

3.

a. Control Device:

b. Operating Principles:

c. Efficiency:<sup>1</sup>

d. Capital Cost:

e. Useful Life:

f. Operating Cost:

g. Energy:<sup>2</sup>

h. Maintenance Cost:

i. Availability of construction materials and process chemicals:

j. Applicability to manufacturing processes:

k. Ability to construct with control device, install in available space, and operate within proposed levels:

4.

a. Control Device:

b. Operating Principles:

c. Efficiency:<sup>1</sup>

d. Capital Costs:

e. Useful Life:

f. Operating Cost:

g. Energy:<sup>2</sup>

h. Maintenance Cost:

i. Availability of construction materials and process chemicals:

j. Applicability to manufacturing processes:

k. Ability to construct with control device, install in available space, and operate within proposed levels:

F. Describe the control technology selected:

1. Control Device:

2. Efficiency:<sup>1</sup>

3. Capital Cost:

4. Useful Life:

5. Operating Cost:

6. Energy:<sup>2</sup>

7. Maintenance Cost:

8. Manufacturer:

9. Other locations where employed on similar processes:

a. (1) Company:

(2) Mailing Address:

(3) City:

(4) State:

<sup>1</sup>Explain method of determining efficiency.

<sup>2</sup>Energy to be reported in units of electrical power - KWH design rate.

(5) Environmental Manager:

(6) Telephone No.:

(7) Emissions:<sup>1</sup>

Contaminant

Rate or Concentration

Contaminant	Rate or Concentration

(8) Process Rate:<sup>1</sup>

b. (1) Company:

(2) Mailing Address:

(3) City:

(4) State:

(5) Environmental Manager:

(6) Telephone No.:

(7) Emissions:<sup>1</sup>

Contaminant

Rate or Concentration

Contaminant	Rate or Concentration

(8) Process Rate:<sup>1</sup>

10. Reason for selection and description of systems:

<sup>1</sup>Applicant must provide this information when available. Should this information not be available, applicant must state the reason(s) why.

### SECTION VII - PREVENTION OF SIGNIFICANT DETERIORATION

A. Company Monitored <sup>See PSD Package for Air Quality Review</sup> ~~DATA~~

1. \_\_\_\_\_ no. sites \_\_\_\_\_ TSP \_\_\_\_\_ ( ) SO<sub>2</sub>\* \_\_\_\_\_ Wind spd/dir

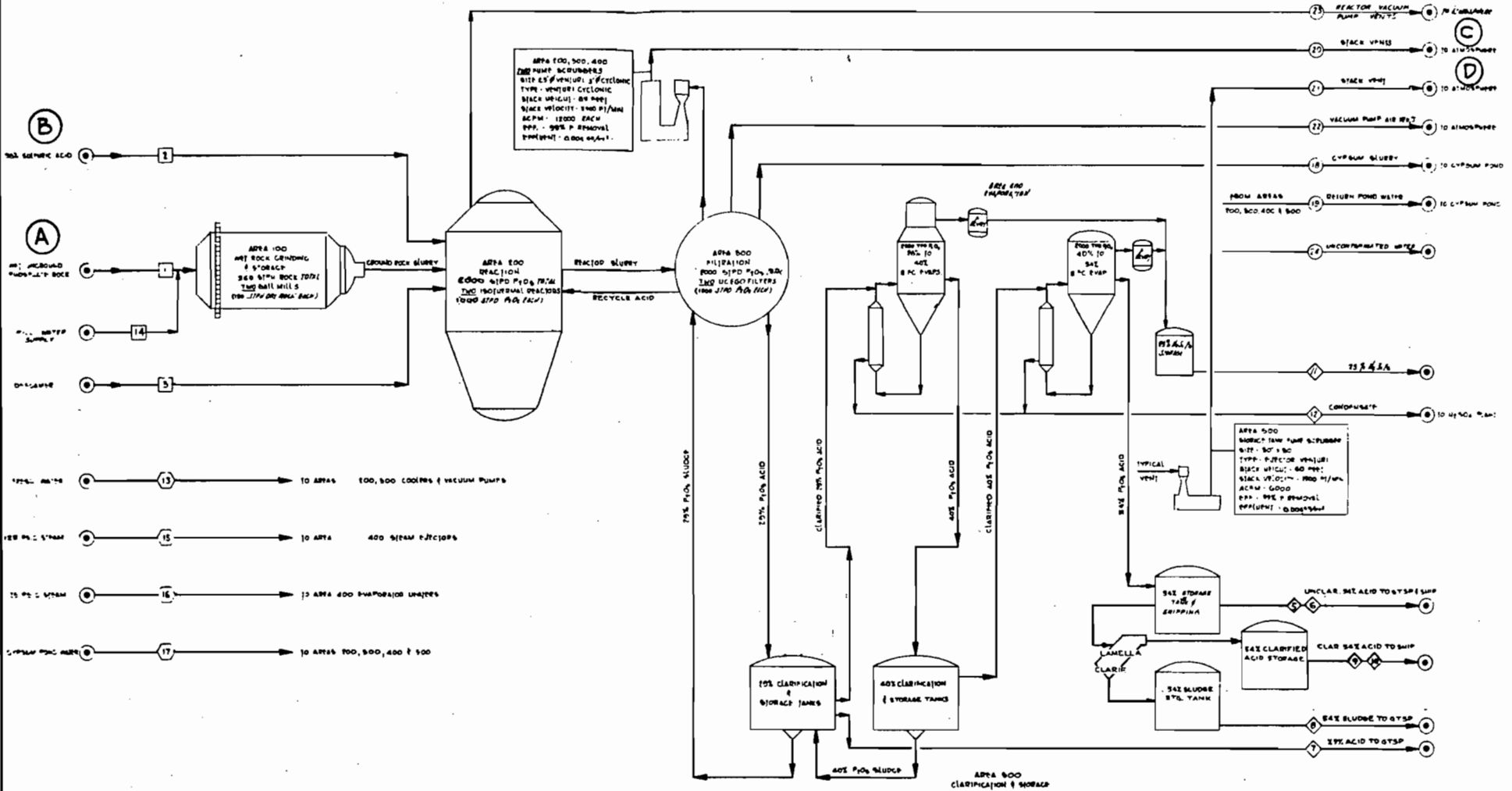
Period of Monitoring \_\_\_\_\_ / \_\_\_\_\_ / \_\_\_\_\_ to \_\_\_\_\_ / \_\_\_\_\_ / \_\_\_\_\_  
month day year month day year

Other data recorded \_\_\_\_\_

Attach all data or statistical summaries to this application.

\*Specify bubbler (B) or continuous (C).





STREAM NUMBER	RAW MATERIALS					PRODUCTS										UTILITIES					EFFLUENTS				
	(1)	(2)	(3)	(4)	(5)	(6)	(7)	(8)	(9)	(10)	(11)	(12)	(13)	(14)	(15)	(16)	(17)	(18)	(19)	(20)	(21)	(22)	(23)	(24)	
WATER	7200	5436	B.1																						
PHOSPHORIC ACID																									
TEMPERATURE, °F	100	100	90																						
PHOSPHORIC ACID, %/DAY																									
WATER, TPD (LBS)	6736																								

REVISED 1/23/58 SKC

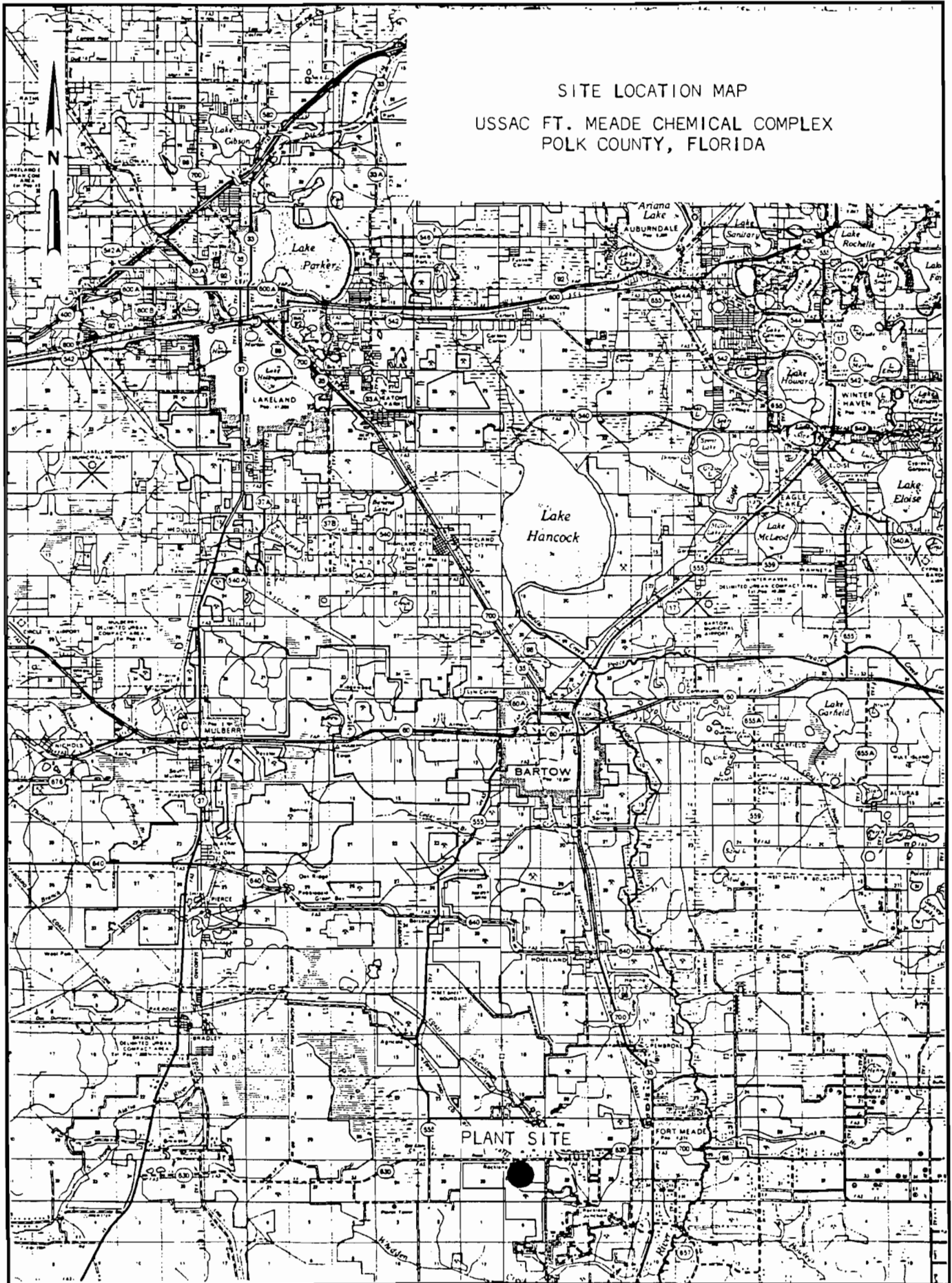
FLOW DIAGRAM  
RAW MATERIALS, PRODUCTS,  
UTILITIES AND EFFLUENTS  
PHOSPHORIC ACID PLANT  
USS AGRI-CHEMICALS

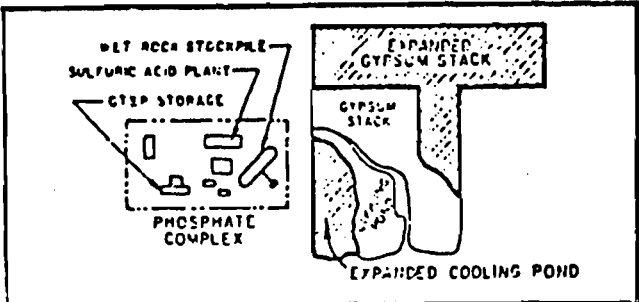
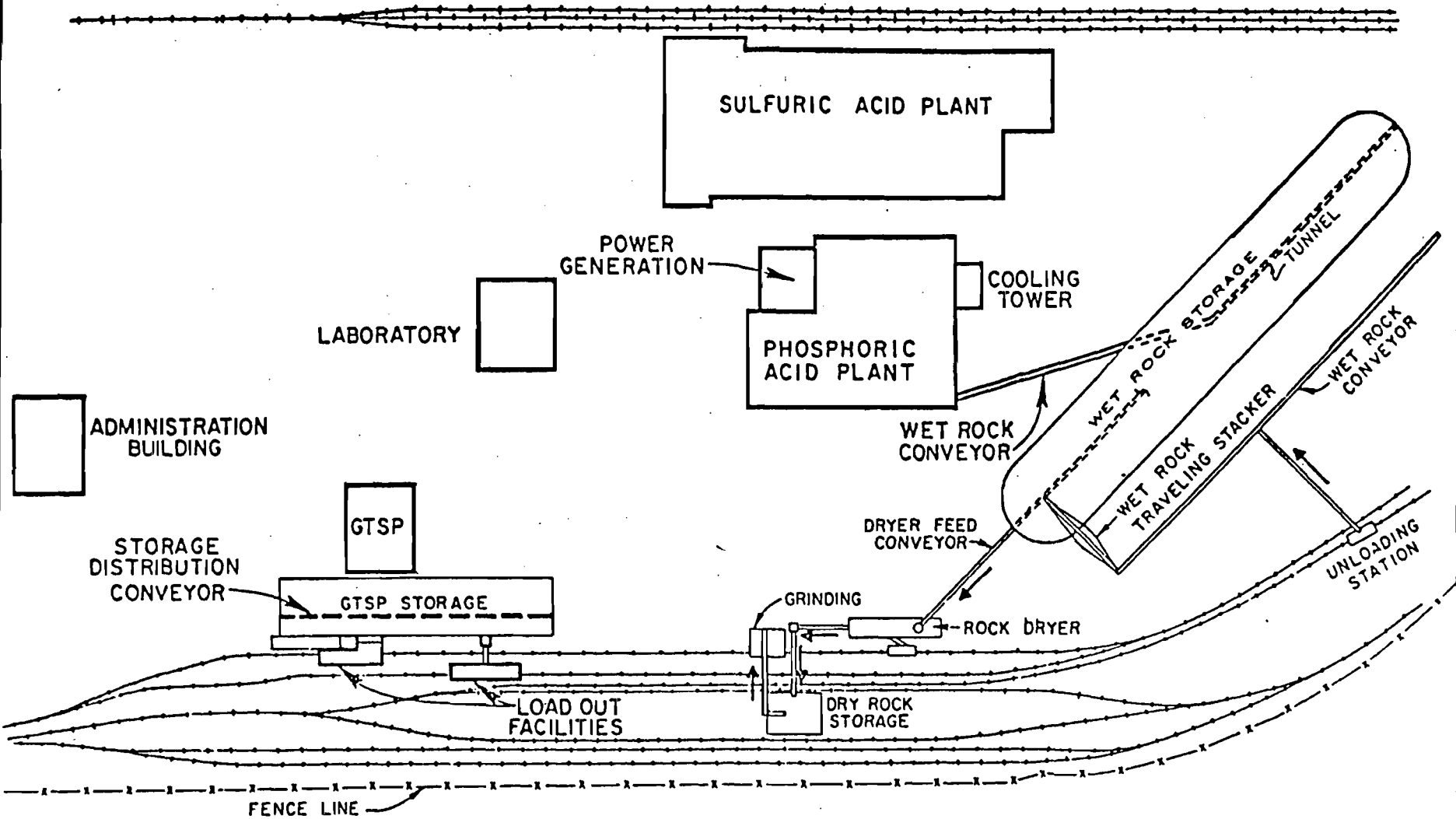

FT. MEADE FLORIDA

BAKOR AMERICA INC.  
CORPORATION

ENC NO E-7541-106-0

SITE LOCATION MAP  
USSAC FT. MEADE CHEMICAL COMPLEX  
POLK COUNTY, FLORIDA





FT. MEADE PHOSPHATE COMPLEX  
 U.S. STEEL AGRI-CHEMICALS  
 FT. MEADE, FLORIDA

GRAPHIC SERVICES-ENGINEERING-PITTSBURGH  
 UNITED STATES STEEL CORPORATION

7925/7926	ALTIERI	PRICHARD	5-12-60	PD 103
DF3705-2		STORY		

ATTACHMENT 3



MAY 6 1985

STATE OF FLORIDA

DEPARTMENT OF ENVIRONMENTAL REGULATION BAQM

ST. JOHNS RIVER DISTRICT

3319 MAGUIRE BOULEVARD SUITE 232 ORLANDO, FLORIDA 32803



DER

MAY 6 1985

BAQM

BOB GRAHAM GOVERNOR

VICTORIA J. TSCHINKEL SECRETARY

ALEX SENKEVICH DISTRICT MANAGER

APPLICATION TO OPERATE/CONSTRUCT AIR POLLUTION SOURCES

SOURCE TYPE: Phosphoric Acid Plant [x] New<sup>1</sup> [ ] Existing<sup>1</sup>

APPLICATION TYPE: [ ] Construction [ ] Operation [x] Modification

COMPANY NAME: USS Agri-Chemicals COUNTY: Polk

Identify the specific emission point source(s) addressed in this application (i.e. Lime Kiln No. 4 with Venturi Scrubber; Peaking Unit No. 2, Gas Fired) Phosphoric Acid Plant A and acid storage

SOURCE LOCATION: Street SR630; 3.5 mi west of Ft. Meade City Ft. Meade

UTM: East 416.07 North 3068.78

Latitude 27° 44' 32" N Longitude 81° 51' 6" W

APPLICANT NAME AND TITLE: J.C. Daniel, Manager, Environmental & Special Projects

APPLICANT ADDRESS: Post Office Box 867, Ft. Meade, Florida 33841

SECTION I: STATEMENTS BY APPLICANT AND ENGINEER

A. APPLICANT

I am the undersigned owner or authorized representative\* of USS Agri-Chemicals

I certify that the statements made in this application for a Construction permit are true, correct and complete to the best of my knowledge and belief. Further I agree to maintain and operate the pollution control source and pollution control facilities in such a manner as to comply with the provision of Chapter 403, Florida Statutes, and all the rules and regulations of the department and revisions thereof. I also understand that a permit, if granted by the department, will be non-transferable and I will promptly notify the department upon sale or legal transfer of the permitted establishment.

\*Attach letter of authorization

Signed: J.C. Daniel J.C. Daniel, Manager, Environmental & Special Projects Name and Title (Please Type) Projects


Date: Telephone No. (813) 533-8184

B. PROFESSIONAL ENGINEER REGISTERED IN FLORIDA (where required by Chapter 471, F.S.)

This is to certify that the engineering features of this pollution control project have been designed/examined by me and found to be in conformity with modern engineering principles applicable to the treatment and disposal of pollutants characterized in the permit application. There is reasonable assurance, in my professional judgment, that

<sup>1</sup> See Florida Administrative Code Rule 17-2.100(57) and (104)

the pollution control facilities, when properly maintained and operated, will discharge an effluent that complies with all applicable statutes of the State of Florida and the rules and regulations of the department. It is also agreed that the undersigned will furnish, if authorized by the owner, the applicant a set of instructions for the proper maintenance and operation of the pollution control facilities and, if applicable, pollution sources.



Signed *[Signature]*

John B. Kogler, Ph.D., P.E.  
Name (Please Type)

SHOLTES & KOGLER, ENVIRONMENTAL CONSULTANTS  
Company Name (Please Type)

1213 NW 6th Street, Gainesville, Florida 32601  
Mailing Address (Please Type)

Florida Registration No. 12925 Date: 4/22/85 Telephone No. (904) 377-5822

**SECTION II: GENERAL PROJECT INFORMATION**

A. Describe the nature and extent of the project. Refer to pollution control equipment, and expected improvements in source performance as a result of installation. State whether the project will result in full compliance. Attach additional sheet if necessary.

See Attached Page 2a

B. Schedule of project covered in this application (Construction Permit Application Only)

Start of Construction November 1986 Completion of Construction December 1986

C. Costs of pollution control system(s): (Note: Show breakdown of estimated costs only for individual components/units of the project serving pollution control purposes. Information on actual costs shall be furnished with the application for operation permit.)

There will be no cost associated with upgrading the existing air pollution control systems as a result of the production rate increase. The existing control systems are adequate to control emissions at the increased production rate.

D. Indicate any previous DER permits, orders and notices associated with the emission point, including permit issuance and expiration dates.

PSD-FL-064 approved April 1981; AC53-33821 issued 12/24/80 and expired 9/30/83;  
AO 53-69840 issued 9/27/83 and expiring 8/15/88

A. A construction permit application to increase the production rate of an existing new phosphoric acid plant from 800 tpd ( $P_2O_5$ ) to 1000 tpd ( $P_2O_5$ ) as 29%  $P_2O_5$ . The acid is evaporated to 54%  $P_2O_5$  phosphoric acid. The plant uses wet rock grinding. Available fluorides are recovered as fluorosilicic acid.

The application also covers the acid storage and clarification area; an area common to the "A" and "B" phosphoric acid plants. The storage tanks, acid clarifiers and miscellaneous vents are vented through a common venturi scrubber.

See the project PSD package for a more detailed description of the acid plant and storage area.

The sources will operate in compliance with all applicable air quality regulations.

**SECTION III: AIR POLLUTION SOURCES & CONTROL DEVICES (Other than Incinerators)**

**A. Raw Materials and Chemicals Used in your Process, if applicable:**

Description	Contaminants		Utilization Rate - lbs/hr	Relate to Flow Diagram
	Type	% Wt		
Phosphate Rock	Fluorine	3.5	290,461 (1)	A (Attachment 1)
Sulfuric Acid	None	---	229,592 (2)	B (Attachment 1)
(1) P <sub>2</sub> O <sub>5</sub> Input is	87,719 lbs/hr			
(2) As 98% acid.				

**B. Process Rate, if applicable: (See Section V, Item 1)**

- Total Process Input Rate (lbs/hr): 520,053 (phosphate rock and sulfuric acid)
- Product Weight (lbs/hr): 287,356 as 29% P<sub>2</sub>O<sub>5</sub> phosphoric acid.

**C. Airborne Contaminants Emitted: (Information in this table must be submitted for each emission point, use additional sheets as necessary)**

Name of Contaminant	Emission <sup>1</sup>		Allowed Emission Rate per Rule 17-2	Allowable <sup>3</sup> Emission lbs/hr	Potential <sup>4</sup> Emission		Relate to Flow Diagram
	Maximum lbs/hr	Actual T/yr			lbs/yr	T/yr	
Fluoride *	0.88	3.5	0.02 lb/ton	0.88	2,350	9,362	C&D(Attach.1)
* Combined emissions from the phosphoric acid plant scrubber and the acid storage and clarification area scrubber..							

<sup>1</sup>See Section V, Item 2.

<sup>2</sup>Reference applicable emission standards and units (e.g. Rule 17-2.600(5)(b)2. Table II, E. (1) - 0.1 pounds per million BTU heat input)

<sup>3</sup>Calculated from operating rate and applicable standard.

<sup>4</sup>Emission, if source operated without control (See Section V, Item 3).

E. Requested permitted equipment operating time: hrs/day 24; days/wk 7; wks/yr 52; if power plant, hrs/yr \_\_\_\_\_; if seasonal, describe: Annual operating time will not exceed 7,968 hours. Acid storage and clarification area will be active 8,760 hours per year.

F. If this is a new source or major modification, answer the following questions. (Yes or No)

1. Is this source in a non-attainment area for a particular pollutant? NO
  - a. If yes, has "offset" been applied? --
  - b. If yes, has "Lowest Achievable Emission Rate" been applied? --
  - c. If yes, list non-attainment pollutants. \_\_\_\_\_
2. Does best available control technology (BACT) apply to this source? If yes, see Section VI. YES
3. Does the State "Prevention of Significant Deterioration" (PSD) requirement apply to this source? If yes, see Sections VI and VII. YES
4. Do "Standards of Performance for New Stationary Sources" (NSPS) apply to this source? YES
5. Do "National Emission Standards for Hazardous Air Pollutants" (NESHAP) apply to this source? NO
- H. Do "Reasonably Available Control Technology" (RACT) requirements apply to this source? NO
  - a. If yes, for what pollutants? \_\_\_\_\_
  - b. If yes, in addition to the information required in this form, any information requested in Rule 17-2.650 must be submitted.

Attach all supportive information related to any answer of "Yes". Attach any justification for any answer of "No" that might be considered questionable.

See project PSD Application Package.

D. Control Devices: (See Section V, Item 4)

Name and Type (Model & Serial No.)	Contaminant	Efficiency	Range of Particles Size Collected (in microns) (If applicable)	Basis for Efficiency (Section V Item 5)
Acid Plant Venturi Scrubber	Fluoride	99.96%	NA	Estimate (1)
Stg. & Clair Venturi Scrubber	Fluoride	95%	NA	Vendor Est.
(1) Calculated in Section V.5 based on AP-42 uncontrolled emission factor and NSPS emission limit.				

E. Fuels

Type (Be Specific)	Consumption*		Maximum Heat Input (MMBTU/hr)
	avg/hr	max./hr	
None			

\*Units: Natural Gas--MMCF/hr; Fuel Oils--gallons/hr; Coal, wood, refuse, other--lbs/hr.

Fuel Analysis:

Percent Sulfur: \_\_\_\_\_ Percent Ash: \_\_\_\_\_

Density: \_\_\_\_\_ lbs/gal Typical Percent Nitrogen: \_\_\_\_\_

Heat Capacity: \_\_\_\_\_ BTU/lb \_\_\_\_\_ BTU/gal

Other Fuel Contaminants (which may cause air pollution): \_\_\_\_\_

F. If applicable, indicate the percent of fuel used for space heating.

Annual Average Not Applicable Maximum \_\_\_\_\_

G. Indicate liquid or solid wastes generated and method of disposal.

Gypsum slurry is transferred to an on-site gypsum disposal area. The process and scrubber water is recycled through the process water cooling pond. Scrubber water from acid clarification is recycled through the process water cooling pond.

(Acid plant/Acid Clarification)

H. Emission Stack Geometry and Flow Characteristics ~~Provide data for each stack:~~

Stack Height: 85/60 ft. Stack Diameter: 3.4/2.0 ft.  
Gas Flow Rate: 12,000/8,000 ACFM 10,635/5,690 DSCFM Gas Exit Temperature: 100/80 °F.  
Water Vapor Content: 6/3 % Velocity: 22.0/32.0 FPS

SECTION IV: INCINERATOR INFORMATION

NOT APPLICABLE

Type of Waste	Type 0 (Plastics)	Type I (Rubbish)	Type II (Refuse)	Type III (Garbage)	Type IV (Pathological)	Type V (Liq. & Gas By-prod.)	Type VI (Solid By-prod.)
Actual lb/hr Incinerated							
Uncontrolled (lbs/hr)							

Description of Waste \_\_\_\_\_

Total Weight Incinerated (lbs/hr) \_\_\_\_\_ Design Capacity (lbs/hr) \_\_\_\_\_

Approximate Number of Hours of Operation per day \_\_\_\_\_ day/wk \_\_\_\_\_ wks/yr. \_\_\_\_\_

Manufacturer \_\_\_\_\_

Date Constructed \_\_\_\_\_ Model No. \_\_\_\_\_

	Volume (ft) <sup>3</sup>	Heat Release (BTU/hr)	Fuel		Temperature (°F)
			Type	BTU/hr	
Primary Chamber					
Secondary Chamber					

Stack Height: \_\_\_\_\_ ft. Stack Diameter: \_\_\_\_\_ Stack Temp. \_\_\_\_\_

Gas Flow Rate: \_\_\_\_\_ ACFM \_\_\_\_\_ DSCFM\* Velocity: \_\_\_\_\_ FPS

\*If 50 or more tons per day design capacity, submit the emissions rate in grains per standard cubic foot dry gas corrected to 50% excess air.

Type of pollution control device:  Cyclone  Wet Scrubber  Afterburner

Other (specify) \_\_\_\_\_

Brief description of operating characteristics of control devices: \_\_\_\_\_

See PSD Application package

Ultimate disposal of any effluent other than that emitted from the stack (scrubber water, ash, etc.):

See Section III, G

NOTE: Items 2, 3, 4, 6, 7, 8, and 10 in Section V must be included where applicable.

**SECTION V: SUPPLEMENTAL REQUIREMENTS**

(See Page 7a)

Please provide the following supplements where required for this application.

1. Total process input rate and product weight -- show derivation [Rule 17-2.100(127)]
2. To a construction application, attach basis of emission estimate (e.g., design calculations, design drawings, pertinent manufacturer's test data, etc.) and attach proposed methods (e.g., FR Part 60 Methods 1, 2, 3, 4, 5) to show proof of compliance with applicable standards. To an operation application, attach test results or methods used to show proof of compliance. Information provided when applying for an operation permit from a construction permit shall be indicative of the time at which the test was made.
3. Attach basis of potential discharge (e.g., emission factor, that is, AP42 test).
4. With construction permit application, include design details for all air pollution control systems (e.g., for baghouse include cloth to air ratio; for scrubber include cross-section sketch, design pressure drop, etc.)
5. With construction permit application, attach derivation of control device(s) efficiency. Include test or design data. Items 2, 3 and 5 should be consistent: actual emissions = potential (1-efficiency).
6. An 8 1/2" x 11" flow diagram which will, without revealing trade secrets, identify the individual operations and/or processes. Indicate where raw materials enter, where solid and liquid waste exit, where gaseous emissions and/or airborne particles are evolved and where finished products are obtained.
7. An 8 1/2" x 11" plot plan showing the location of the establishment, and points of airborne emissions, in relation to the surrounding area, residences and other permanent structures and roadways (Example: Copy of relevant portion of USGS topographic map).
8. An 8 1/2" x 11" plot plan of facility showing the location of manufacturing processes and outlets for airborne emissions. Relate all flows to the flow diagram.



SECTION V  
SUPPLEMENTAL REQUIREMENTS

1. Production and Material Input Rates

Product

1,000 STPD of 100% P<sub>2</sub>O<sub>5</sub> as 29% P<sub>2</sub>O<sub>5</sub> phosphoric acid. Over 90% of the acid is concentrated in two stages to 54% P<sub>2</sub>O<sub>5</sub> phosphoric acid.  
= (1000 STPD)(2000 lb/ton)/(0.29)(24 hrs/day)  
= 287,356 lb/hr of 29% acid.

Process Losses

P<sub>2</sub>O<sub>5</sub> losses to the gypsum area are 5.0%.

Material Input

Wet phosphate rock (dry weight basis) @ 30.2% P<sub>2</sub>O<sub>5</sub>  
= (1000 STPD)(2000)/(1-0.05 loss factor)(0.302)(24)  
= 290,461 lbs/hr phosphate rock  
x 0.302  
= 87,719 lb/hr P<sub>2</sub>O<sub>5</sub>.

98% Sulfuric Acid at a use rate of 2.7 tons of 100% acid per ton of P<sub>2</sub>O<sub>5</sub> produced  
= (1000 STPD)(2000)(2.7)/(0.98 acid strength)(24)  
= 229,592 lbs/hr 98% sulfuric acid.

2&3. Controlled and Uncontrolled Emissions from acid plant and acid clarification area (total).

Fluoride

Uncontrolled @ 56.4 lb/ton of P<sub>2</sub>O<sub>5</sub> produced (AP-42, Supp. 10)  
= (1000 STPD)(56.4)/24  
= 2,350 lb/hr  
x 7968/2000  
= 9362 tpy

Controlled @ 0.02 lb/ton P<sub>2</sub>O<sub>5</sub> Input  
= (87,719 lb/hr P<sub>2</sub>O<sub>5</sub>)(0.02)/2000  
= 0.88 lb/hr  
x 7968/2000  
= 3.5 tpy

4. See PSD package for description of control system.

5. Fluoride Control Efficiency  
Acid Plant

E = (2350 - 0.88)(100)/2350  
= 99.96%.

Acid Clarification - E = 95% based on supplier guarantee.

6. Flow Diagram - Attachment 1.

7. Location Map - Attachment 2.

8. Site Map - Attachment 3.

- 9. The appropriate application fee in accordance with Rule 17-4.05. The check should be made payable to the Department of Environmental Regulation.
- 10. With an application for operation permit, attach a Certificate of Completion of Construction indicating that the source was constructed as shown in the construction permit.

**SECTION VI: BEST AVAILABLE CONTROL TECHNOLOGY**

A. Are standards of performance for new stationary sources pursuant to 40 C.F.R. Part 60 applicable to the source? (See PSD Package for BACT Analysis)

Yes  No

Contaminant	Rate or Concentration

B. Has EPA declared the best available control technology for this class of sources (If yes, attach copy)

Yes  No

Contaminant	Rate or Concentration

C. What emission levels do you propose as best available control technology?

Contaminant	Rate or Concentration

D. Describe the existing control and treatment technology (if any).

- |                           |                          |
|---------------------------|--------------------------|
| 1. Control Device/System: | 2. Operating Principles: |
| 3. Efficiency:*           | 4. Capital Costs:        |

\*Explain method of determining

5. Useful Life:

6. Operating Costs:

7. Energy:

8. Maintenance Cost:

9. Emissions:

Contaminant

Rate or Concentration

Contaminant	Rate or Concentration

10. Stack Parameters

a. Height:

ft.

b. Diameter:

ft.

c. Flow Rate:

ACFM

d. Temperature:

°F.

e. Velocity:

FPS

E. Describe the control and treatment technology available (As many types as applicable, use additional pages if necessary).

1.

a. Control Device:

b. Operating Principles:

c. Efficiency:<sup>1</sup>

d. Capital Cost:

e. Useful Life:

f. Operating Cost:

g. Energy:<sup>2</sup>

h. Maintenance Cost:

i. Availability of construction materials and process chemicals:

j. Applicability to manufacturing processes:

k. Ability to construct with control device, install in available space, and operate within proposed levels:

2.

a. Control Device:

b. Operating Principles:

c. Efficiency:<sup>1</sup>

d. Capital Cost:

e. Useful Life:

f. Operating Cost:

g. Energy:<sup>2</sup>

h. Maintenance Cost:

i. Availability of construction materials and process chemicals:

<sup>1</sup>Explain method of determining efficiency.

<sup>2</sup>Energy to be reported in units of electrical power - KWH design rate.

- j. Applicability to manufacturing processes:
- k. Ability to construct with control device, install in available space, and operate within proposed levels:

3.

- a. Control Device:
- b. Operating Principles:
- c. Efficiency:<sup>1</sup>
- d. Capital Cost:
- e. Useful Life:
- f. Operating Cost:
- g. Energy:<sup>2</sup>
- h. Maintenance Cost:
- i. Availability of construction materials and process chemicals:
- j. Applicability to manufacturing processes:
- k. Ability to construct with control device, install in available space, and operate within proposed levels:

4.

- a. Control Device:
- b. Operating Principles:
- c. Efficiency:<sup>1</sup>
- d. Capital Costs:
- e. Useful Life:
- f. Operating Cost:
- g. Energy:<sup>2</sup>
- h. Maintenance Cost:
- i. Availability of construction materials and process chemicals:
- j. Applicability to manufacturing processes:
- k. Ability to construct with control device, install in available space, and operate within proposed levels:

F. Describe the control technology selected:

- 1. Control Device:
- 2. Efficiency:<sup>1</sup>
- 3. Capital Cost:
- 4. Useful Life:
- 5. Operating Cost:
- 6. Energy:<sup>2</sup>
- 7. Maintenance Cost:
- 8. Manufacturer:
- 9. Other locations where employed on similar processes:
  - a. (1) Company:
  - (2) Mailing Address:
  - (3) City:
  - (4) State:

<sup>1</sup>Explain method of determining efficiency.

<sup>2</sup>Energy to be reported in units of electrical power - KWH design rate.

(5) Environmental Manager:

(6) Telephone No.:

(7) Emissions:<sup>1</sup>

Contaminant	Rate or Concentration

(8) Process Rate:<sup>1</sup>

b. (1) Company:

(2) Mailing Address:

(3) City:

(4) State:

(5) Environmental Manager:

(6) Telephone No.:

(7) Emissions:<sup>1</sup>

Contaminant	Rate or Concentration

(8) Process Rate:<sup>1</sup>

10. Reason for selection and description of systems:

<sup>1</sup>Applicant must provide this information when available. Should this information not be available, applicant must state the reason(s) why.

**SECTION VII - PREVENTION OF SIGNIFICANT DETERIORATION**

(See PSD Package for Air Quality Review)

**A. Company Monitored Data**

1. \_\_\_\_\_ no. sites \_\_\_\_\_ TSP \_\_\_\_\_ ( ) SO<sub>2</sub>\* \_\_\_\_\_ Wind spd/dir

Period of Monitoring \_\_\_\_\_ / \_\_\_\_\_ / \_\_\_\_\_ to \_\_\_\_\_ / \_\_\_\_\_ / \_\_\_\_\_  
month day year month day year

Other data recorded \_\_\_\_\_

Attach all data or statistical summaries to this application.

\*Specify bubbler (B) or continuous (C).

2. Instrumentation, Field and Laboratory

a. Was instrumentation EPA referenced or its equivalent? [ ] Yes [ ] No

b. Was instrumentation calibrated in accordance with Department procedures?

[ ] Yes [ ] No [ ] Unknown

B. Meteorological Data Used for Air Quality Modeling

1. \_\_\_\_\_ Year(s) of data from \_\_\_\_\_ / \_\_\_\_\_ / \_\_\_\_\_ to \_\_\_\_\_ / \_\_\_\_\_ / \_\_\_\_\_  
month day year month day year

2. Surface data obtained from (location) \_\_\_\_\_

3. Upper air (mixing height) data obtained from (location) \_\_\_\_\_

4. Stability wind rose (STAR) data obtained from (location) \_\_\_\_\_

C. Computer Models Used

1. \_\_\_\_\_ Modified? If yes, attach description.

2. \_\_\_\_\_ Modified? If yes, attach description.

3. \_\_\_\_\_ Modified? If yes, attach description.

4. \_\_\_\_\_ Modified? If yes, attach description.

Attach copies of all final model runs showing input data, receptor locations, and principle output tables.

D. Applicants Maximum Allowable Emission Data

Pollutant	Emission Rate
TSP	_____ grams/sec
SO <sup>2</sup>	_____ grams/sec

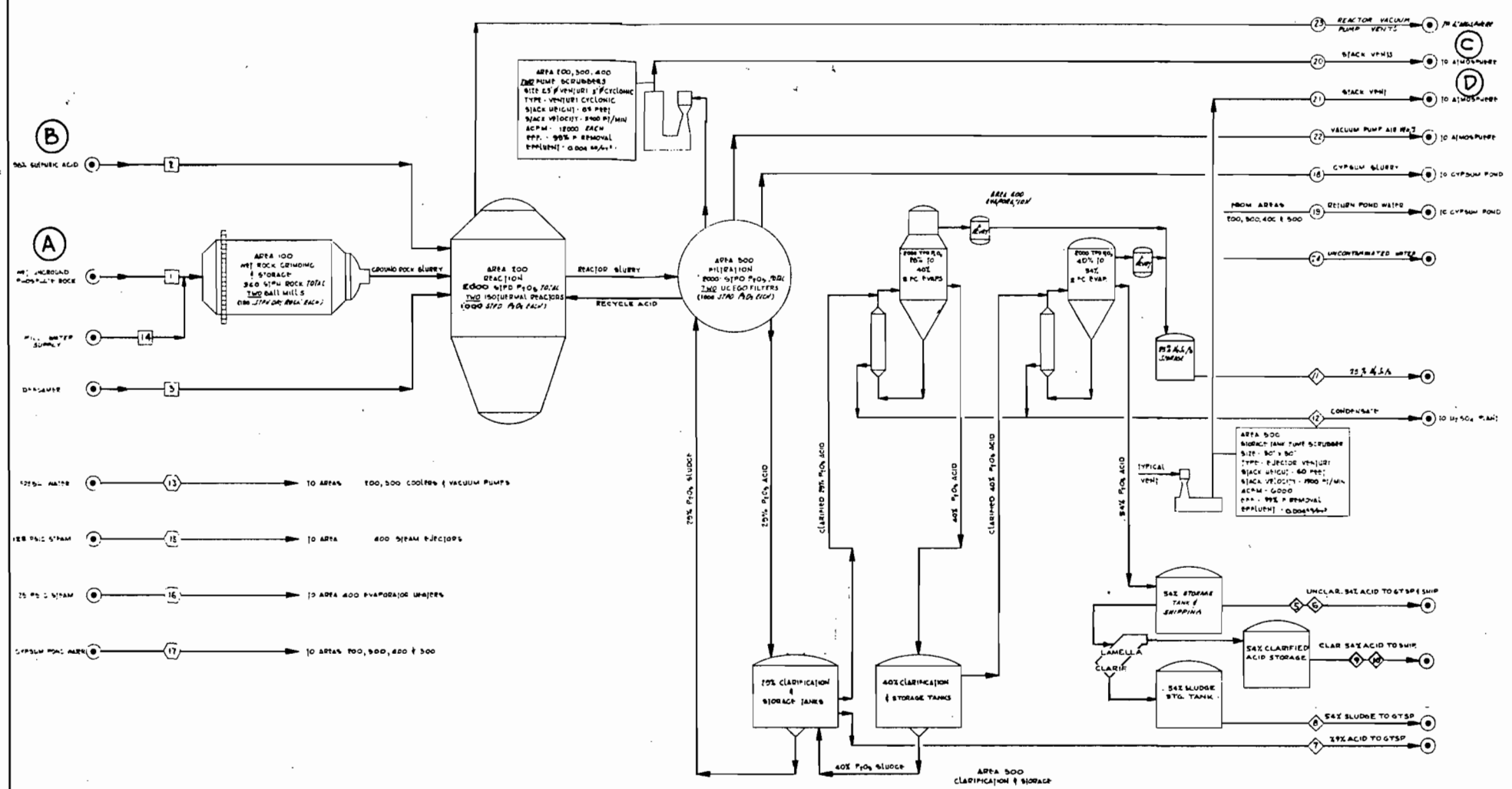
E. Emission Data Used in Modeling

Attach list of emission sources. Emission data required is source name, description of point source (on NEDS point number), UTM coordinates, stack data, allowable emissions, and normal operating time.

F. Attach all other information supportive to the PSD review.

G. Discuss the social and economic impact of the selected technology versus other applicable technologies (i.e., jobs, payroll, production, taxes, energy, etc.). Include assessment of the environmental impact of the sources.

H. Attach scientific, engineering, and technical material, reports, publications, journals, and other competent relevant information describing the theory and application of the requested best available control technology.



- 125% WATER (13) → TO AREAS 100, 300 COOLERS & VACUUM PUMPS
- 125% STEAM (15) → TO AREA 400 STEAM RECIPIERS
- 25% STEAM (16) → TO AREA 400 EVAPORATOR UNITS
- CYCLONE POND WATER (17) → TO AREAS 100, 300, 400 & 500

- 25 REACTOR VACUUM PUMP VENTS (C)
- 20 STACK VPM3 (D)
- 21 STACK VPM1 (D)
- 22 VACUUM PUMP AIR VENT (D)
- 18 CYCLONE SLURRY (D)
- 19 FROM AREAS 100, 300, 400 & 500 (D)
- 24 UNCONTAMINATED WATER (D)
- 23 A.S.A. (D)
- 22 CONDENSATE (D)
- 21 UNCLAR. 84% ACID TO G.T.S.P. (D)
- 20 CLAR. 84% ACID TO SHIP (D)
- 19 84% SLUDGE TO G.T.S.P. (D)
- 18 39% ACID TO G.T.S.P. (D)

STREAM NUMBER	RAW MATERIALS				PRODUCTS								UTILITIES				EFFLUENTS								
	1	2	3	4	5	6	7	8	9	10	11	12	13	14	15	16	17	18	19	20	21	22	23	24	
MASS FLOW RATE	7209	5436	B-1		36798	24100	53900	67900	108600	14300	422	4300	4630	2970											3860
TEMPERATURE, °F	100	100	90		(714)	(643)	(430)	(430)	(714)	71	751	335	494												64.0
FLUORIDE, TONS/DAY					130	130	170	130	140	140	210	80	100	36.3	26.7	95	140								100
SOLIDS, TONS/DAY	6376																								10700

REVISED 1/83 SKCC

FLOW DIAGRAM  
RAW MATERIALS, PRODUCTS,  
UTILITIES AND EFFLUENTS  
PHOSPHORIC ACID PLANT  
USS AGRI-CHEMICALS

FT. MEADE FLORIDA

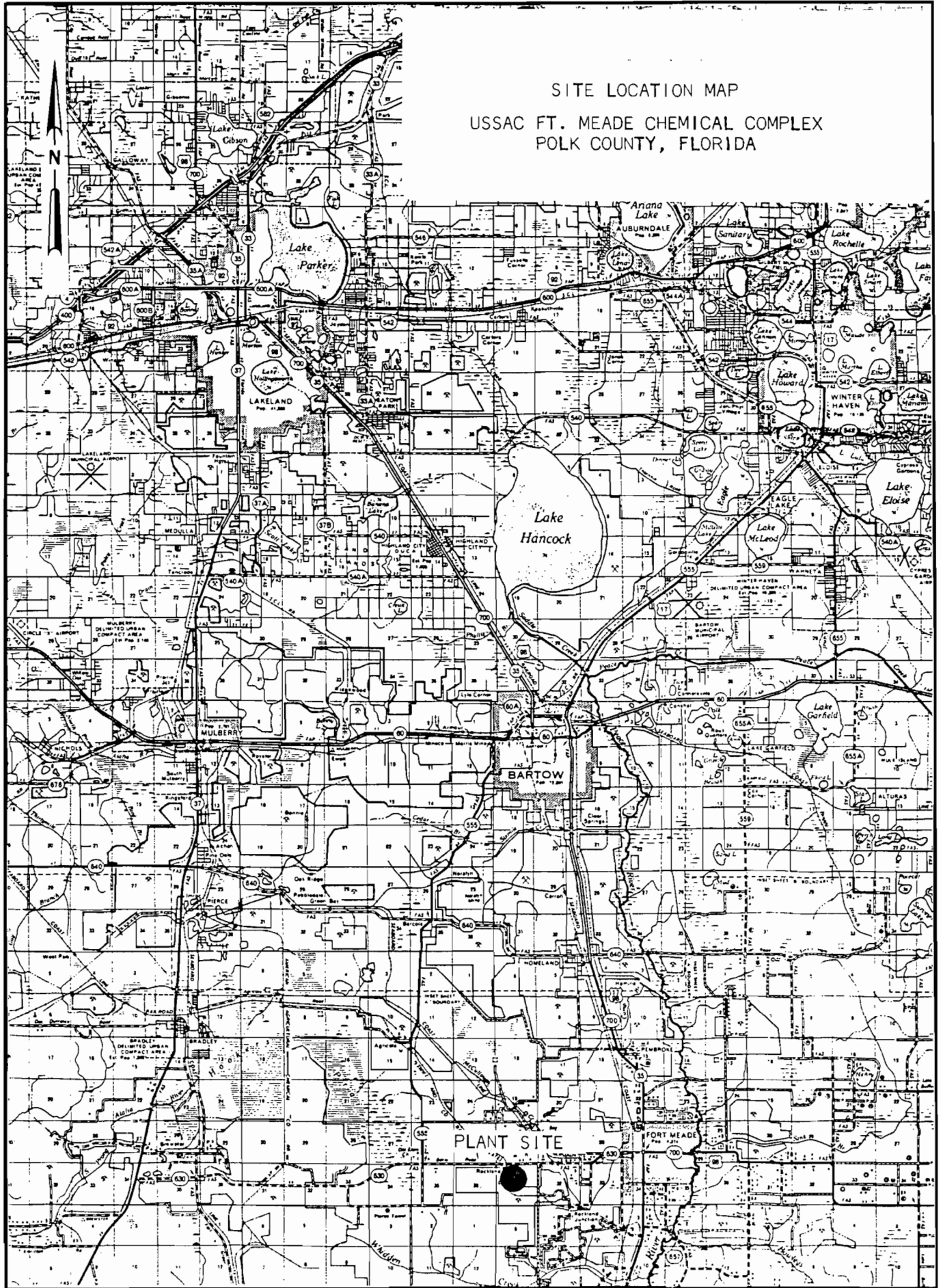
BADGER AMERICA, INC.  
CORPORATION

ENGINEERING DEPARTMENT

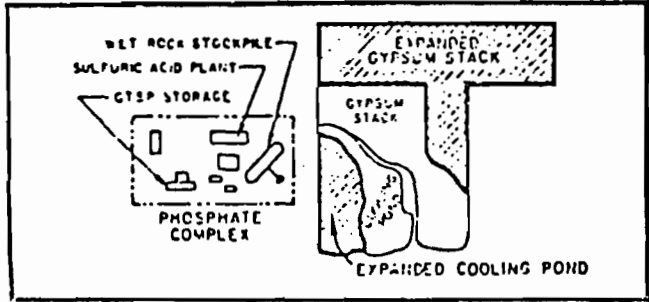
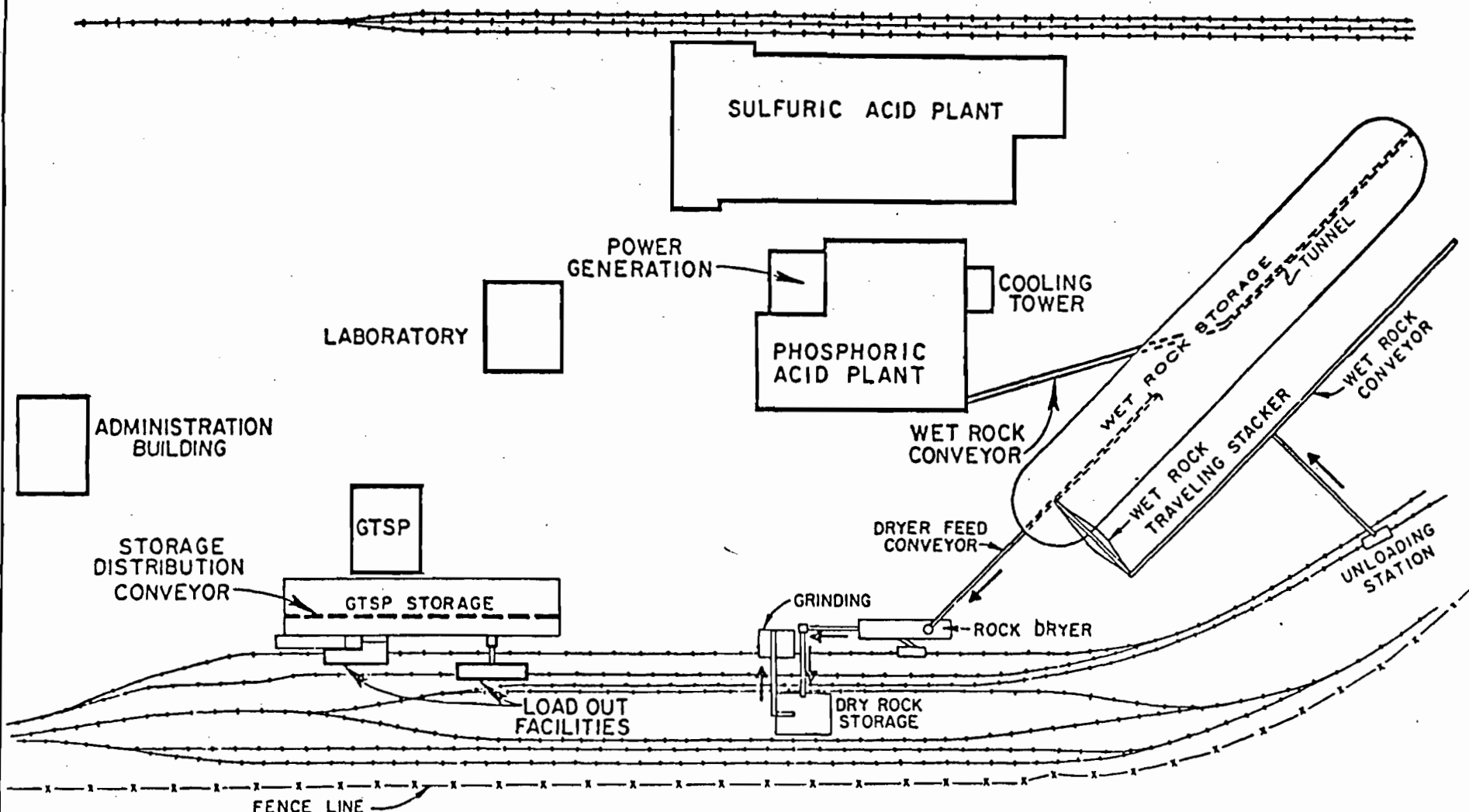
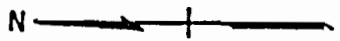
DESIGNED BY: [Signature] DATE: [Date]  
CHECKED BY: [Signature] DATE: [Date]  
APPROVED BY: [Signature] DATE: [Date]

PROJECT NO. E-7541-106-0

SITE LOCATION MAP  
USSAC FT. MEADE CHEMICAL COMPLEX  
POLK COUNTY, FLORIDA







**FT. MEADE PHOSPHATE COMPLEX**  
**U.S. STEEL AGRI-CHEMICALS**  
**FT. MEADE, FLORIDA**

GRAPHIC SERVICES-ENGINEERING-PITTSBURGH  
 UNITED STATES STEEL CORPORATION

7925/7926	ALTIERI	PRICHARD	5-12-60	PD 108
DF3705-2		STORY		

ATTACHMENT 3

STATE OF FLORIDA  
DEPARTMENT OF ENVIRONMENTAL REGULATION

TWIN TOWERS OFFICE BUILDING  
2600 BLAIR STONE ROAD  
TALLAHASSEE, FLORIDA 32301-8241



BOB GRAHAM  
GOVERNOR  
VICTORIA J. TSCHINKEL  
SECRETARY

August 27, 1984

CERTIFIED MAIL - RETURN RECEIPT REQUESTED

Mr. J. C. Daniel, Manager  
USS Agri-Chemicals  
P. O. Box 867  
Fort Meade, Florida 33841

Dear Mr. Daniel:

The department acknowledges receipt of your August 20, 1984, letter that provides additional information on the proposed modifications to your company's phosphoric and sulfuric acid plants.

As requested in the department's February 21, 1984, letter and discussed during the July 27, 1984, meeting in Tallahassee, the request for modifications must be submitted in quadruplicate on DER form 17-1.202(1) Application to Operate/Construct Air Pollution Sources.

The department will resume processing your request as soon as we receive the application fees and the completed application forms.

If you have any questions on this matter, please write me or call Willard Hanks at (904)488-1344.

Sincerely,

C. H. Fancy, P.E.  
Deputy Chief  
Bureau of Air Quality  
Management

CHF/WH/s

cc: Bill Thomas  
John Koogler

No. 0156552

RECEIPT FOR CERTIFIED MAIL

NO INSURANCE COVERAGE PROVIDED—  
NOT FOR INTERNATIONAL MAIL  
(See Reverse)

SENT TO		Mr. J. C. Daniel		
STREET AND NO.				
P.O., STATE AND ZIP CODE				
POSTAGE		\$		
CONSULT POSTMASTER FOR FEES	CERTIFIED FEE	\$		
	SPECIAL DELIVERY	\$		
	RESTRICTED DELIVERY	\$		
	OPTIONAL SERVICES	RETURN RECEIPT SERVICE	\$	
		SHOW TO WHOM AND DATE DELIVERED	\$	
		SHOW TO WHOM, DATE, AND ADDRESS OF DELIVERY	\$	
SHOW TO WHOM AND DATE DELIVERED WITH RESTRICTED DELIVERY		\$		
SHOW TO WHOM, DATE AND ADDRESS OF DELIVERY WITH RESTRICTED DELIVERY	\$			
TOTAL POSTAGE AND FEES		\$		
POSTMARK OR DATE				
8/28/84				

PS Form 3800, Apr. 1976

PS Form 3811, Jan. 1978

SENDER: Complete items 1, 2, and 3.  
Add your address in the "RETURN TO" space on reverse.

1. The following service is requested (check one.)  
 Show to whom and date delivered. \$  
 Show to whom, date and address of delivery. \$  
 RESTRICTED DELIVERY  
 Show to whom and date delivered. \$  
 RESTRICTED DELIVERY.  
 Show to whom, date, and address of delivery. \$

(CONSULT POSTMASTER FOR FEES)

2. ARTICLE ADDRESSED TO:  
 Mr. J. C. Daniel  
 P. O. Box 867  
 Ft. Meade, FL 33841

3. ARTICLE DESCRIPTION:  

REGISTERED NO.	CERTIFIED NO.	INSURED NO.
	0156552	

 (Always obtain signature of addressee or agent)

I have received the article described above.  
 SIGNATURE  Addressee  Authorized agent  
*Phyllis Baggett*

4. DATE OF DELIVERY  
 9-11-84

5. ADDRESS (Complete only if requested)  
 POSTMARK  
 FT. MEADE, FL  
 SEP 11 1984  
 U.S. POSTALS

6. UNABLE TO DELIVER BECAUSE



**Agri-Chemicals**

Division of United States Steel

DELR  
AUG 24 1984

MAIL: P. O. BOX 867  
FORT MEADE, FLORIDA 33841  
813/285-8121

BAQM August 20, 1984

Mr. C. H. Fancy  
Deputy Chief  
Bureau of Air Quality Management  
Florida Department of Environmental Regulation  
Northwest District Branch Office  
Twin Towers Office Building  
2600 Blair Stone Road  
Tallahassee, Florida 32301

Subject: USS Agri-Chemicals  
Ft. Meade Chemical Complex  
Sulfuric Acid Plant & Phosphoric Acid Plant  
Modifications, Concerning the PSD Application  
Filed January 19, 1984

Dear Mr. Fancy:

In partial response to your letter of February 21, 1984, regarding constructions permits to modify two existing sulfuric acid plants and two existing phosphoric acid plants at the USS Agri-Chemicals (USSAC) Ft. Meade Chemical Complex technical information was forwarded to your office and received on May 21, 1984. The issues not addressed in our response received on May 21st were discussed during a meeting with your staff in Tallahassee on July 27, 1984, and are addressed herein.

On May 21, 1984, information from Sholtes & Koogler, Environmental Consultants (SKEF) was received in your office regarding documents referenced in the calculation of fluoride emissions from the process water cooling pond. The documents included TRW (an EPA Contractor) interoffice correspondence dated August 27, 1980 and sections of EPA document 650/2-74-095. It is our understanding that the information, as received in your office on May 21, 1984, satisfies the request in your letter of February 21, 1984 for information on that specific issue.

Regarding the other issues addressed in your correspondence of February 21, 1984, representatives of USSAC met with Mr. Willard Hanks in your offices on July 27, 1984 to discuss the specific information that would be required to provide your staff with the information they need to complete the review of the subject permit applications. Based upon this meeting, the following information is provided to complete the Construction Permit applications for the modifications to the sulfuric acid and phosphoric acid plants.

Page 2  
Mr. C. H. Fancy  
PSD Application  
August 20, 1984

#### Permit Fees

An additional permit fee of \$1,200 will be forwarded to the Tallahassee FDER offices by USSAC. This will complete the total fee of \$2,200 required for the four permit applications; \$1,000 for each of two sulfuric acid plants and \$100 for each of two phosphoric acid plants.

#### Physical Modifications to the Sulfuric Acid Plants

In the permit applications for the revisions to the sulfuric acid plants, it was stated that certain physical modifications would be necessary. As discussed during the July 27, 1984 meeting, the details of these physical modifications are not now known and will not be known until detailed engineering is completed to determine just where bottlenecks might occur. The one physical change that will almost certainly be involved is an increase in the amount of catalyst in the converter of the sulfuric acid plant. Possible physical changes might also be required to increase the acid cooling capacity or to increase the acid recirculation rate within the plant. Equipment in the sulfuric acid plants that will least likely require modification include the demisters for acid mist control, the sulfur burner, the absorber, the cooling tower and the blower.

In summary, USSAC can only state that the physical modifications that will be required are expected to be minor in nature and will not be fully known until the existing plant is run up to its limit and debottlenecking engineering is completed. It can be stated, however, that none of the changes will effect compliance with New Source Performance Standards (NSPS) for the sulfuric acid plant.

#### Phosphoric Acid Plant Modifications

The actual physical modifications are not known at the present time. However, modifications may be needed when the installed capacity is run to its limit. Modifications will be necessary only if the  $P_2O_5$  recovery proves to be uneconomical.

#### Gypsum Disposal Area

The life of the gypsum disposal area associated with phosphoric acid production is a function of the phosphoric acid production capacity of the USSAC Ft. Meade Chemical Complex. The modifications to the two phosphoric acid plants will result in an approximate 25 percent increase in the permitted production rates. If it is assumed that when the plants operate at a production capacity greater than presently permitted, the life of the gypsum disposal area will be decreased proportionately.

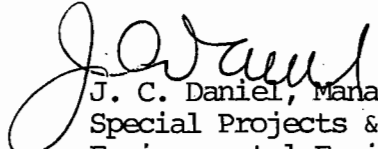
Page 3  
Mr. C. H. Fancy  
PSD Application August 20, 1984

More germane to the subject permit applications is the wetted surface area on the gypsum disposal area and in the process water cooling ponds. The presently permitted wetted area in both the gypsum disposal area and the process water cooling pond is sufficient to provide the necessary cooling. There will be no increase in the wetted surface area on either the gypsum disposal area or the cooling ponds. The changes in fluoride emission rates from these wetted surface areas has been addressed in the permit application.

The information provided herein should complete the permit applications for the requested rate increases for the sulfuric acid and phosphoric acid plants at the USSAC Ft. Meade Chemical Complex. If additional information is required or if there are any questions regarding information contained herein, please do not hesitate to contact us.

Very truly yours,

USS AGRI-CHEMICALS

  
J. C. Daniel, Manager  
Special Projects &  
Environmental Engineering

JCD:myv

cc: Dr. J. B. Koogler

STATE OF FLORIDA  
DEPARTMENT OF ENVIRONMENTAL REGULATION

TWIN TOWERS OFFICE BUILDING  
2600 BLAIR STONE ROAD  
TALLAHASSEE, FLORIDA 32301-8241



BOB GRAHAM  
GOVERNOR  
VICTORIA J. TSCHINKEL  
SECRETARY

June 13, 1984

CERTIFIED MAIL - RETURN RECEIPT REQUESTED

Mr. G. W. Beck, Manager  
Administrative Services  
USS Agri-Chemicals  
P. O. Box 867  
Fort Meade, Florida 33841

Re: Ft. Meade Chemical Complex PSD Application

Dear Mr. Beck:

This is to inform you that on May 21, 1984, we received your information concerning the EPA's document 650/2-74-095 and the TRW correspondence. Since a response to the additional questions was not included, your applications remain incomplete.

If you have any questions on this matter, please call Teresa M. Heron of this office at (904)488-1344 or write to me at the above address.

Sincerely,

C. H. Fancy, P.E.  
Deputy Chief  
Bureau of Air Quality  
Management

CHF/TH/s

PS Form 3811, Jan. 1978

**SENDER:** Complete items 1, 2, and 3. Add your address in the "RETURN TO" space on reverse.

1. The following service is requested (check one.)  
 Show to whom and date delivered..... ¢  
 Show to whom, date and address of delivery..... ¢  
 RESTRICTED DELIVERY  
 Show to whom and date delivered..... ¢  
 RESTRICTED DELIVERY.  
 Show to whom, date, and address of delivery. \$ \_\_\_\_  
 (CONSULT POSTMASTER FOR FEES)

2. ARTICLE ADDRESSED TO:  
 Mr. G. W. Beck  
 P. O. Box 867  
 Ft. Meade, FL 33841

3. ARTICLE DESCRIPTION:  

REGISTERED NO.	CERTIFIED NO.	INSURED NO.
	0156518	

 (Always obtain signature of addressee or agent)

I have received the article described above.  
 SIGNATURE  Addressee  Authorized agent  
*Phillip Sargent*

4. DATE OF DELIVERY  
 6-18-84

5. ADDRESS (Complete only if requested)

6. UNABLE TO DELIVER BECAUSE:

POSTMARK  
 FT. MEADE, FL  
 JUN 18 1984  
 USPS  
 INITIALS

★GPO : 1978-300-459

RETURN RECEIPT, REGISTERED, INSURED AND CERTIFIED MAIL

No. 0156518  
 RECEIPT FOR CERTIFIED MAIL  
 NO INSURANCE COVERAGE PROVIDED—  
 NOT FOR INTERNATIONAL MAIL  
 (See Reverse)

SENT TO		Mr. G. W. Beck
STREET AND NO.		
P.O., STATE AND ZIP CODE		
POSTAGE		\$
CONSULT POSTMASTER FOR FEES	CERTIFIED FEE	¢
	SPECIAL DELIVERY	¢
	RESTRICTED DELIVERY	¢
	OPTIONAL SERVICES	
	RETURN RECEIPT SERVICE	
	SHOW TO WHOM AND DATE DELIVERED	¢
	SHOW TO WHOM, DATE, AND ADDRESS OF DELIVERY	¢
	SHOW TO WHOM AND DATE DELIVERED WITH RESTRICTED DELIVERY	¢
	SHOW TO WHOM, DATE AND ADDRESS OF DELIVERY WITH RESTRICTED DELIVERY	¢
TOTAL POSTAGE AND FEES		\$
POSTMARK OR DATE		6/15/84

PS Form 3800, Apr. 1976





SHOLTES & KOOGLER, ENVIRONMENTAL CONSULTANTS  
1213 N.W. 6th Street Gainesville, Florida 32601 (904) 377-5822

SKEC 173-82-08

May 18, 1984

Mr. Clair Fancy  
Florida Department of  
Environmental Regulation  
Twin Towers Office Building  
2600 Blair Stone Road  
Tallahassee, Florida 32301

Subject: Polk County - AP  
USS Agri-Chemicals  
Ft. Meade Chemical Complex PSD Application

DER

MAY 21 1984

BAQM

Dear Mr. Fancy:

In partial response to your letter of February 21, 1984, I am forwarding, in its entirety, one of the references cited in the referenced PSD application and pertinent information from a second cited reference.

In the PSD application for the USSAC Chemical Complex, we cited correspondence from TRW related to fluoride emissions from process water cooling ponds in the phosphate fertilizer industry and a document published by EPA that contained vapor pressure data for fluoride over pond water. Attached hereto is a complete copy of the TRW interoffice correspondence prepared by Mr. Jack Preece and dated August 27, 1984. Mr. Preece is now with the FDER office in Pensacola.

We have never had a complete copy of EPA Document 650/2-74-095 and in the PSD application we only recited a reference to this document that was originally made in the above reference TRW correspondence. We have however, obtained, and are attaching hereto, a summary of the fluoride vapor pressure data contained in the referenced EPA document from a document entitled, Evaluation of Emissions and Control Techniques for Reducing Fluoride Emissions from Gypsum Ponds in the Phosphoric Acid Industry. This document was prepared for EPA under Contract No. 68-02-1330, Task No. 3 in 1976.


Mr. Clair Fancy  
Florida Department of  
Environmental Regulation

May 18, 1984  
Page -two-

I trust that the enclosed information will satisfy your requirements for information related to these two references. If there are further questions regarding these references, please feel free to contact me.

Very truly yours,

SHOLTES & KOOGLER,  
ENVIRONMENTAL CONSULTANTS



John B. Koogler, Ph.D., P.E.

JBK:ldh  
Enclosures

cc: Mr. Jim Carroll

**TRW**

ENVIRONMENTAL ENGINEERING DIVISION

## INTEROFFICE CORRESPONDENCE

TO: File

CC:

DATE: 1423.80.JWP.008  
August 27, 1980SUBJECT: Derivation of Emission Factors for  
Fluorides from Gypsum PondsFROM: Jack Preece  
BLDG. MAIL STA.  
RPNC 100EXY.  
541-9100*Jack Preece*

In the PSD reviews for phosphate fertilizer plants, it is desirable to quantify the emissions of fluorides from the process cooling water ponds. The literature yields a wide range of emission factors (0.1 to 10 pounds fluoride per acre-day). The temperature dependence is not well accounted for if one tries to use a single emission factor for all pond size operating at various production rates (heat load). The following derivation determines an emission factor for the cooling gradient portion of any pond (used process water assumed to be 113<sup>o</sup>F entering the pond and cooled pond water assumed ready for reuse at 95<sup>o</sup>F leaving the pond). The ambient temperature of 92<sup>o</sup>F is assumed to be typical for southwest Florida.

I. VAPOR PRESSURE VS POND WATER TEMPERATURE

Reference 1 reviews vapor pressure determinations published by Tatera and by King and Ferrell (Reference 2). Both of these studies measured vapor pressure of fluoride above pond water in the range of 70<sup>o</sup>F to 100<sup>o</sup>F. Phosphate fertilizer plant cooling water ponds operate at about 95 to 112<sup>o</sup>F. Thus, the data must be extrapolated.

This author selected the data of King and Ferrell to best represent vapor pressure over pond water which was in equilibrium with pond bottom sediment. The data listed on pages 54-57 of Reference 2 when averaged in three groups is summarized as:

<u>Temperature, <sup>o</sup>F</u>	<u>Fluorine Partial Pressure, (10<sup>-6</sup> mm Hg)</u>
79.79	414.33
90.01	395.4
100.16	665.94

The data for runs made near 70°F were not included since normal pond operating temperature rarely is that low. These 70°F runs had higher vapor pressure than the others and contribute to the concave shape of the curve. The three phase equilibrium mechanism offered by the authors to account for this unusual shape is interesting and undoubtedly accounts for these ponds stabilizing in fluoride concentration after continued use. The 70°F data is not pertinent to the development of an emission factor for ponds that operate above 95°F.

The authors fit smooth curves to their data by eye. These curves appear to be parabolical as plotted on semi-log scales. Therefore, this author fit the following empirical formula to the three data points.

$$\begin{aligned} \ln VP &= a + bt + ct^2 \\ \text{or} \quad VP &= \exp(a + bt + ct^2) \end{aligned} \quad \text{Equation 1}$$

By solution of simultaneous equations the values for the coefficients are:

$$\begin{aligned} a &= 26.1131 \\ b &= -.470843 \\ c &= .00274598 \end{aligned}$$

## II. EMISSION FACTOR VS VAPOR PRESSURE

Reference 2, page 104, offers the following equation for determining fluoride emissions:

$$\begin{aligned} N_f &= K_f (P^* - P) \\ \text{where} \quad K_f &= 1.96 \times 10^3 \frac{u_{16}^{.8}}{\text{acre-day-mm Hg}} \quad 1b \end{aligned}$$

$u_{16}$  = wind velocity at 16 meter height,  
meters/second.

$P^*$  = fluoride partial pressure from their  
curves (from equation derived above),  
mm Hg.

P = ambient air fluoride partial pressure  
(assumed as 0, since they never  
measured above  $30 \times 10^{-6}$  mm Hg in  
the field).

with  $u_{16} = 2.78$  meters/second (1970-1974) average  
at Tampa, Florida airport) these  
equations reduce to:

$$N_f = 3.653 \times 10^3 P^*$$

or  $N_f = 3.653 \times 10^{-3} VP$  Equation 2

since  $p^* = 10^{-6} \times VP$  from Equation 1.

### III. POND TEMPERATURE PROFILE

Reference 3 uses the following equation to determine area required  
to cool water:

$$\frac{t_i - t_a}{t_f - t_a} = \exp \frac{A}{K}$$

where

A is pond area, acres

$t_i$  is initial temperature of water

$t_f$  is final temperature of water

$t_a$  is ambient air temperature

K is a function of water rate,  
mass transfer constant and  
conversion factors.

This can be transformed to:

$$A = K \log_e \frac{t_i - t_a}{t_f - t_a} \quad \text{Equation 3}$$

which is the definite integral between the limits of  $t_i$  and  $t_f$  of:

$$dA = K \frac{dt}{t-t_a} \quad \text{Equation 4}$$

IV. EMISSION FACTOR FOR COOLING GRADIENT PORTION OF POND

The cooling gradient portion of the pond is that required to cool the process water from its initial temperature as it comes to the pond from the process (typically 113°F) to the final temperatures required for reuse in the process (typically 95°F). A worst case ambient temperature of 92°F is assumed.

The differential emissions are:

$$dE = dA \quad N_f$$

$$dE = \left( K \frac{dt}{t - t_a} \right) \times (3.653 \times 10^{-3}) \times \left( \exp (a + Bt + ct^2) \right).$$

The total emissions over the cooling gradient portion are:

$$E = K \quad 3.653 \times 10^{-3} \int_{95}^{113} \frac{\exp (a + bt + ct^2) dt}{t - 92}$$

The approximate value of the integral was determined by Simpson's Rule using 0.25°F intervals to yield:

$$E = K \quad 3.653 \times 10^{-3} \times 1713.7$$

$$= K \quad 6.260 \frac{\text{lbs Fluoride}}{\text{day}}$$

The average emissions factor for this cooling gradient portion of a pond is:

$$N_f = \frac{E}{A} = \frac{K \quad 6.260}{K \log_e \frac{113-92}{95-92}}$$

$$= 3.22 \frac{\text{lbs Fluoride}}{\text{acre-day}}$$

K cancels out of this average emission factor determination. The evaluation of K for specific heat load and production rate is discussed in Section IV below.

V. EMISSION FACTOR FOR CONSTANT TEMPERATURE PORTION OF POND

The remainder of any size pond further assumes a temperature approaching equilibrium which ambient conditions. Since it is essentially constant it is assumed to be 93.5°F. Using equations 1 and 2, an emission factor is determined for 93.5°F as:

$$N_f @ 93.5 = 1.62 \frac{\text{pounds fluoride}}{\text{acre-day}}$$

VI. EFFECT OF PRODUCTION RATE ON HEAT LOAD

The specific area required for the gradient portion of a pond will vary proportionately with the heat load which is assumed to vary proportionately to the production capacity of phosphoric acid. The specific calculations of Reference 3 were for  $13.21 \times 10^6$  cubic feet per day of water needed to produce 679,600 tons per year of  $P_2O_5$ . K of the equations in Section III for this specific use is:

$$K = \frac{62.4 \frac{\text{pounds water}}{\text{cu.ft.}} \quad 13.21 \times 10^6 \frac{\text{cu.ft.}}{\text{day}}}{215 \frac{\text{pounds water}}{\text{ft}^2 - \text{day}} \quad 43560 \frac{\text{ft}^2}{\text{acre}}} = 88.02 \text{ acres.}$$

The mass transfer coefficient of 215 was determined empirically for cooling water ponds.

For the typical temperatures assumed in Section IV the required area for this specific heat load is:

$$A = 88.02 \log_e \frac{113 - 92}{95 - 92} = 171 \text{ acres.}$$

This specific condition had a 413 acre cooling pond. Therefore, the constant temperature end of this pond was:

MEMO TO FILE  
August 27, 1980  
Page Six

413 - 171 = 242 acres

The total fluoride emissions for this example will be:

$E = 171 \times 3.22 + 242 \times 1.62 = 943$  pounds Fluoride/day (172 tons/year).

REFERENCES

1. A. A. Linero and R. A. Baker, EPA 600/2-78-124, June 1978.
2. W. R. King and J. K. Ferrell, EPA-650/2-74-095, October 1974.
3. PSD-FL-067 Application submitted to EPA Region IV by Occidental Chemical Company, White Springs, Florida. Prepared by Sholtes and Koogler.



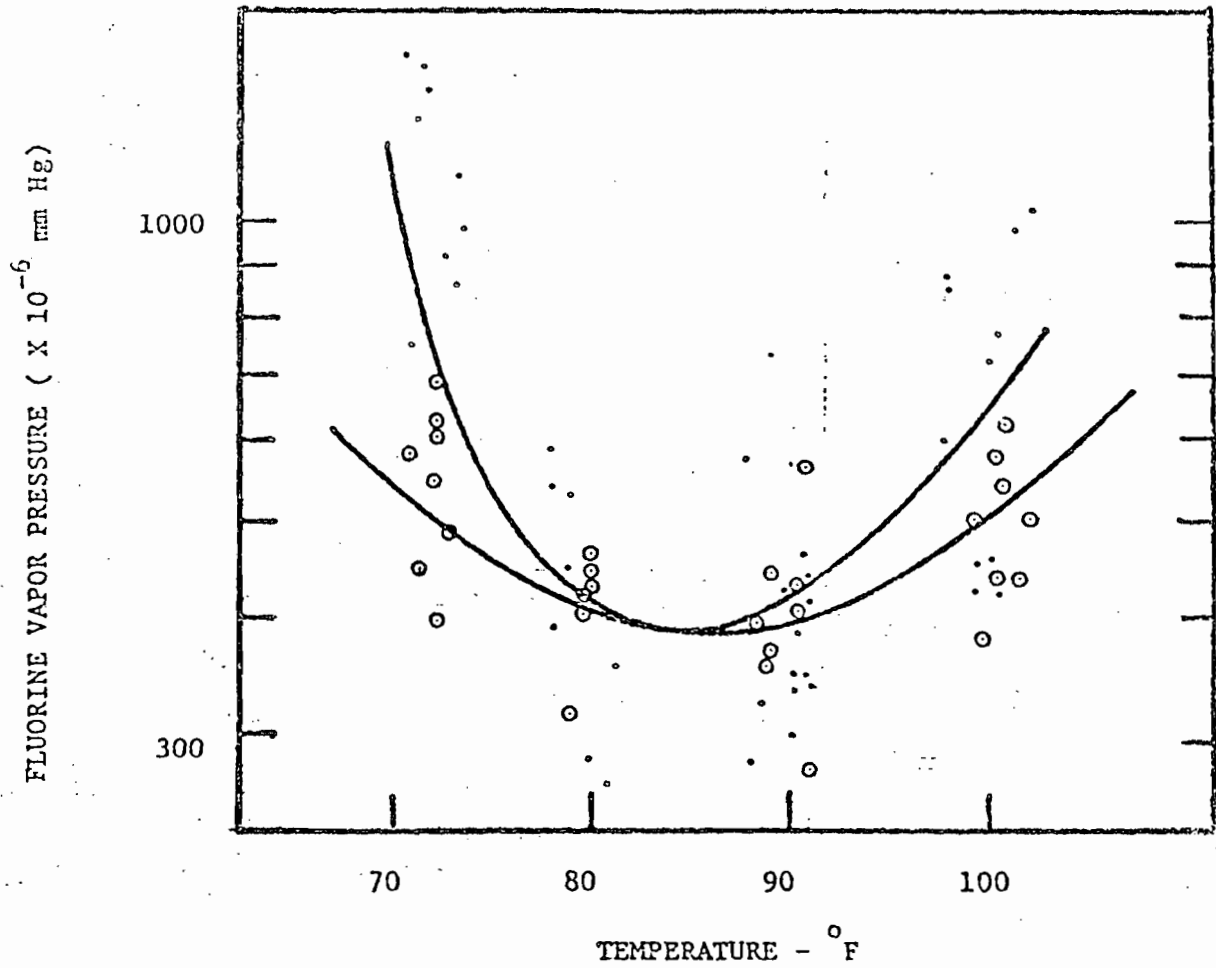
EVALUATION OF EMISSIONS AND  
CONTROL TECHNIQUES FOR REDUCING  
FLUORIDE EMISSIONS FROM GYPSUM PONDS  
IN THE PHOSPHORIC ACID INDUSTRY

Prepared by

Environmental Science and Engineering, Inc.  
P.O. Box 13454  
Gainesville, Florida 32604

Contract No. 68-02-1330 Task No. 3

EPA Project Officer: Edward Wooldridge  
Chemical Processes Section  
Industrial Environmental Research Laboratory  
Research Triangle Park, North Carolina 27711



- Upper line - Pond 10
- Lower line - Pond 20

Figure 4.7. Fluorine Vapor Pressure Over Pond Water.  
Source: King, 1974

- Farrar, H. H. and F. J. C. Rossotti, J. Inorg. Nuclear Chem. 26, 1959 (1964).
- Forster, J. H., "Direct Contact Evaporation", Phosphoric Acid, edited by A. V. Slack, Vol I Part II pp. 579-607.
- Fox, E. J., Stinson, J. M. and Tarbutton, G. Superphosphate, U.S. Dept. of Agriculture and Tenn. Valley Authority, 1964 Chapter 10. p. 237.
- Geisinger, J. G. "Hemihydrate by the Foam Process" Phosphoric Acid, edited by A. V. Slack, Vol I, Part I, page 369.
- Guthrie, K. M., "Capital and Operating Costs for 54 Chemical Programs", Chem Eng. June 14, 1979, 140-156.
- Harbeck, E.G., Jr., USGS Prof. Paper 272-E, U.S. Government Printing Office, Washington, D.C., 1962.
- Hein, L. B. "Removal of Impurities (from Phosphoric Acid)," Phosphoric Acid, edited by A. V. Slack, Vol I Part II, pp. 687-703.
- Huffstutler, K. K., "Pollution Problems in Phosphoric Acid Production", Phosphoric Acid, edited by A. V. Slack, Vol. I, Part II pp. 727-737.
- Inorganic Fertilizer and Phosphate Mining Industries Water Pollution and Control, EPA, 12020 FPD 09/71, Sept. 1971.
- Judge, John S., J. Electrochem. Soc., 118, 1772 (1971).
- Kern, Edward F. and T. R. Jones, Trans. Am. Electrochem. Soc., 49, 273 (1930).
- King, W.R. and Farrell, J.K., Fluoride Emissions from Phosphoric Acid Gypsum Ponds, EPA sp. EPA 650-2-74-095, October, 1974.
- Legal, C. C., Myrick, O. D., "History and Status of Phosphoric Acid" Phosphoric Acid, edited by A. V. Slack, Vol. I, Part I. pp. 14, 32, 40.
- Long, Harold, personal communication, Feb. 1975.
- Lutz, W. A. and Pratt, D. J. "Principles of Design and Operation", Phosphoric Acid, edited by A. V. Slack, Vol. I, Part I. pp. 159-212.
- Mesmer, R. E. and C. F. Baes, Jr., Inorg. Chem., 8, 6(1969).
- Munter, Paul A., Otto T. Aepli, Ruth A. Kossatz, Ind. and Eng. Chem., 39, 427 (1947).
- Munter, Paul A., Otto T. Aepli, Ruth A. Kossatz, Ind. and Eng. Chem., 41, 1504 (1949).



**Agri-Chemicals**  
Division of United States Steel

MAIL: P. O. BOX 867  
FORT MEADE, FLORIDA 33841  
813/285-8121

April 12, 1984

Mr. C. H. Fancy, PE  
Deputy Chief  
Bureau of Air Quality Management  
Florida DER  
2600 Blair Stone Road  
Tallahassee, Florida 32301

DER  
APR 18 1984  
BAQM

Dear Mr. Fancy:

Re: PSD Application

This is to acknowledge your request for additional information to increase production at the USS Agri-Chemicals' chemical plant in Fort Meade.

We have engaged Dr. J. B. Koogler to continue work on the project. He will be in contact with you shortly regarding the availability of the EPA Document 650/2-74-095.

We are proceeding to prepare information regarding the modification to the plants and the expected life of the gypsum disposal area.

Very truly yours,

USS AGRI-CHEMICALS


G. W. Beck, Manager  
Administrative Services

GWB:myv

cc: J. H. Carroll  
J. B. Koogler, Gainesville

STATE OF FLORIDA  
DEPARTMENT OF ENVIRONMENTAL REGULATION

TWIN TOWERS OFFICE BUILDING  
2600 BLAIR STONE ROAD  
TALLAHASSEE, FLORIDA 32301-8241



BOB GRAHAM  
GOVERNOR  
VICTORIA J. TSCHINKEL  
SECRETARY

February 21, 1984

CERTIFIED MAIL - RECEIPT REQUESTED

Dr. John B. Koogler, P.E.  
Sholtes & Koogler, Environmental  
Consultants, Inc.  
1213 Northwest 6th Street  
Gainesville, Florida 32601

Dear Mr. Koogler:

The Bureau of Air Quality Management has received your applications in behalf of USS Agri-Chemicals for permits to modify two existing sulfuric and phosphoric acid plants in Fort Meade, Florida.

#### Application Fee

In accordance with Florida Administrative Code Rule 17-4.05(1),(2) and (3)(a) 1 and 5., you need to submit the applications on forms (Form 17-1.202(1)) prescribed by the Department. All applications and supporting documents shall be filed in quadruplicate with the Department.

Each application shall be accompanied by a processing fee. Construction permits for a source having potential emissions of more than 100 tons per year of any single pollutant is \$1000 (each sulfuric acid plant). Construction permit for a source having potential emissions of less than 25 tons per year is \$100 (each phosphoric acid plant).

Based on this regulation, you need to send a check for \$1200 to our Tallahassee office. Our files show that we have already received \$1000 in fees for these applications.

#### Additional Information

What are the physical modifications to the sulfuric and phosphoric acid plants (referred to on page 2-4)?

References (1) and (2) TRW correspondence and EPA's document 650/2-74-095, page C-5, appendix C, were not included with the PSD application. Please send a copy of these references.


Mr. John B. Koogler, P.E.  
Page Two  
February 21, 1984

How many years sooner will the disposal areas have to be expanded because of the proposed increases (page 2-5)?

As soon as the requested fee and information are received at this office, we will resume processing your applications.

If you have any questions on this request please call Teresa M. Heron of this office at (904)488-1344.

Sincerely,

for C. H. Fancy, P.E.

Deputy Chief  
Bureau of Air Quality Management

CHF/TH/s

cc: Dan Williams  
DER SW District

No. 0158257

RECEIPT FOR CERTIFIED MAIL  
NO INSURANCE COVERAGE PROVIDED—  
NOT FOR INTERNATIONAL MAIL  
(See Reverse)

SENT TO  
*John B. Koogler*

STREET AND NO.

P.O., STATE AND ZIP CODE

POSTAGE	\$
CERTIFIED FEE	¢
SPECIAL DELIVERY	¢
RESTRICTED DELIVERY	¢
OPTIONAL SERVICES	
RETURN RECEIPT SERVICE	
SHOW TO WHOM AND DATE DELIVERED	¢
SHOW TO WHOM, DATE, AND ADDRESS OF DELIVERY	¢
SHOW TO WHOM AND DATE DELIVERED WITH RESTRICTED DELIVERY	¢
SHOW TO WHOM, DATE AND ADDRESS OF DELIVERY WITH RESTRICTED DELIVERY	¢
TOTAL POSTAGE AND FEES	\$
POSTMARK OR DATE	

*2/22/84*

PS Form 3800, Apr. 1976

PS Form 3811, Jan. 1979

SENDER: Complete items 1, 2, and 3.  
Add your address in the "RETURN TO" space on reverse.

1. The following service is requested (check one.)  
 Show to whom and date delivered..... ¢  
 Show to whom, date and address of delivery... ¢  
 RESTRICTED DELIVERY  
Show to whom and date delivered..... ¢  
 RESTRICTED DELIVERY.  
Show to whom, date, and address of delivery. \$ \_\_\_\_  
(CONSULT POSTMASTER FOR FEES)

2. ARTICLE ADDRESSED TO:  
Dr. John B. Koogler  
1213 N.W. 6th St.  
Gainesville, FL 32601

3. ARTICLE DESCRIPTION:  
REGISTERED NO. | CERTIFIED NO. | INSURED NO.  
| | 0158257 |  
(Always obtain signature of addressee or agent)

I have received the article described above.  
SIGNATURE  Addressee  Authorized agent  
*[Signature]*

4. DATE OF DELIVERY

5. ADDRESS (Complete only if requested)

6. UNABLE TO DELIVER BECAUSE:

CLERK'S INITIALS

GAINESVILLE FL  
POSTMARK  
FEB 23 1984  
USPS

RETURN RECEIPT, REGISTERED, INSURED AND CERTIFIED MAIL



**Agri-Chemicals**

Division of United States Steel

MAIL: P. O. BOX 867  
FORT MEADE, FLORIDA 33841  
813/285-8121

January 19, 1984

Mr. Claire Fancy  
Deputy Director  
Bureau of Air Quality Management  
Florida Department of Environmental Regulation  
2600 Blair Stone Road  
Tallahassee, Florida 32301

DER  
JAN 23 1984  
BAQM

Dear Mr. Fancy:

Re: Prevention of Significant Deterioration  
PSD Application

USS-Agri-Chemicals is submitting the attached PSD application to increase the production of the existing sulfuric acid and phosphoric acid facilities at the Chemical Complex in Fort Meade, Polk County.

Kindly contact me if you have any questions or require additional information.

Very truly yours,

USS AGRI-CHEMICALS

G. W. Beck, General Manager  
Administrative Services

GWB:cbr

Attachments: \$1,000 filing fee  
PSD Application, 4 copies  
Air Model Data Records, 1 copy

cc: Mr. Dan A. Williams  
Acting District Manager  
DER, Tampa

Dr. J. B. Koogler  
Consultant  
Gainesville, Fla.



STATE OF FLORIDA  
DEPARTMENT OF ENVIRONMENTAL REGULATION

No. 76013

RECEIPT FOR APPLICATION FEES AND MISCELLANEOUS REVENUE

Received from St. Meade Chemical Products Date January 23, 1984

Address P.O. Box 867 Fort Meade, FL 33841 Dollars \$ 1,000.00

Applicant Name & Address USS Agrichemicals - same address as above

Source of Revenue \_\_\_\_\_

Revenue Code 001001 Application Number AC 53-81064

By Patricia B. Adams

**FORT MEADE CHEMICAL PRODUCTS** 8843

P.O. BOX 867  
FORT MEADE, FLA. 33841  
Phone (813) 285-8121 (813) 533-8184

DATE 1-20-84

TO THE ORDER OF FLORIDA DEPT. ENVIRONMENTAL REGULATIONS

U.S.S. PAY \$ 1000.00

**FORT MEADE CHEMICAL PRODUCTS**  
(Checks of \$25.00 and over must be countersigned)

[Signature]  
AUTHORIZED SIGNATURE

FLAGSHIP STATE BANK  
OF POLK COUNTY  
FORT MEADE, FLORIDA

PSD APPLICATION

COUNTERSIGNED \_\_\_\_\_

DER

JAN 23 1984

BAQM

APPLICATION FOR PSD APPROVAL

USS AGRI-CHEMICALS  
FT. MEADE CHEMICAL COMPLEX  
POLK COUNTY, FLORIDA

JANUARY, 1984

SHOLTES & KOOGLER,  
ENVIRONMENTAL CONSULTANTS, INC.  
1213 NW 6TH STREET  
GAINESVILLE, FLORIDA 32601  
(904) 377-5822

## TABLE OF CONTENTS

	<u>Page</u>
1.0 INTRODUCTION.....	1-1
2.0 PLANT DESCRIPTION.....	2-1
2.1 History of the USSAC Ft. Meade Chemical Complex.....	2-1
2.2 Description of Existing Facilities.....	2-2
2.3 Description of Proposed Modification.....	2-4
2.4 Air Pollutant Emission Rate Increases.....	2-6
2.5 Good Engineering Practice Stack Height.....	2-9
3.0 BEST AVAILABLE CONTROL TECHNOLOGY (BACT).....	3-1
3.1 Sulfuric Acid Plants.....	3-2
3.1.1 Sulfur Dioxide.....	3-2
3.1.2 Sulfuric Acid Mist.....	3-3
3.1.3 Nitrogen Oxides.....	3-4
4.0 EXISTING AIR QUALITY DATA.....	4-1
5.0 SOURCE EMISSION DATA.....	5-1
5.1 USSAC Sources.....	5-1
5.2 Other Sources.....	5-2
6.0 AIR QUALITY REVIEW.....	6-1
6.1 Introduction.....	6-1
6.2 Meteorological Data.....	6-2
6.3 Air Quality Review.....	6-3
6.3.1 Short-Term Sulfur Dioxide Impact Review.....	6-5
6.3.2 Sulfuric Acid Mist Impact Analysis.....	6-6
6.3.3 Nitrogen Oxides Impact Analysis.....	6-7
6.4 Impact on Class I Areas and Non-Attainment Areas....	6-9
6.5 Air Quality Review Summary.....	6-9
7.0 IMPACT ON SOILS, VEGETATION AND VISIBILITY.....	7-1

## 1.0 INTRODUCTION

USS Agri-Chemicals, a division of United States Steel Corporation, operates two phosphate fertilizer manufacturing facilities in Polk County, Florida. These facilities are referred to as the Bartow Chemical Complex and the Ft. Meade Chemical Complex. This application for PSD approval addresses an increase in sulfuric acid production capacity and an increase in phosphoric acid production capacity at the USSAC Ft. Meade Chemical Complex. This chemical complex is located approximately 3.5 miles west of Ft. Meade, Florida on State Road 630.

The chemical complex covers approximately 865 acres of land and consists of production facilities for sulfuric acid, phosphoric acid, and granular triple superphosphate (GTSP), a fluosillicic acid recovery system and supporting facilities such as storage buildings, maintenance areas and offices. The original chemical complex began operation in 1961. Since that time various modifications have been made to the complex. The most recent modification was approved under PSD review PSD-FL-064 in April, 1981. This modification resulted in the addition of wet rock grinding mills, new sulfuric and phosphoric acid plants, the expansion of the cooling pond system and gypsum disposal area and the retirement of the existing sulfuric acid plant, the existing phosphoric acid plant and the existing fluosillicic acid

plant. These modifications were undertaken as a joint venture between USSAC, as managing partner for the U.S. Steel Corporation, and W. R. Grace and Company.

The 1981 expansion resulted in the construction of two sulfuric acid plants, each with a capacity of 2,200 tons per day of 100 percent sulfuric acid, two phosphoric acid plants, each with a feed rate of 846 tons per day of  $P_2O_5$  (800 tpd  $P_2O_5$  production) and a new fluosillicic acid plant. The purpose of this PSD application is to obtain approval to increase the production capacity of each of the new sulfuric acid plants to 3,000 tons per day of 100 percent sulfuric acid and to increase the production capacity of each of the new phosphoric acid plants to 1,000 tons per day of  $P_2O_5$ . As a result of the increase in capacity of the two phosphoric acid plants, the fluosillicic acid recovery will increase from 295 tons per day of 25 percent acid (58 tons per day of fluorine) to 420 tons per day of 25 percent acid (83 tons per day of fluorine). Other facilities at the chemical complex, including the sulfuric acid plant auxiliary boiler, the GTSP plant and the size of the cooling water system and gypsum disposal area, will not be affected by the proposed production rate increases.

As a result of the proposed production rate increases, there will be significant increases in the sulfur dioxide, sulfuric acid mist, and

nitrogen oxides emission rates from the Ft. Meade Chemical Complex. There will also be increases in the carbon monoxide and fluoride emission rates; however, these increases will be less than the de minimus emission rate increases for these pollutants as defined by state and federal PSD regulations.

Since the emission rate increases of sulfur dioxide, sulfuric acid mist and nitrogen oxides will exceed the de minimus emission rate increases, the proposed sulfuric acid plant modification must be reviewed under state and federal PSD regulations. USSAC is submitting the information contained in this document as an application for PSD Review and Approval. The material in this application includes a description of the affected facilities and a description of the proposed modification, a review of Best Available Control Technology (BACT) for sulfur dioxide, sulfuric acid mist and nitrogen oxides, an air quality review and a review of the secondary impacts of emissions resulting from the proposed modification.

## 2.0 PLANT DESCRIPTION

The USSAC Ft. Meade Chemical Complex is a phosphate fertilizer manufacturing facility located in southwest Polk County, Florida. The plant is located approximately 3.5 miles west of Ft. Meade, Florida at UTM coordinates 416.0 east and 3069.0 north (Zone 17). The location of the site is shown in Figure 2-1.

### 2.1 History of the USSAC Ft. Meade Chemical Complex

The Ft. Meade Chemical Complex was put into operation in 1961. At that time the chemical complex included sulfuric acid production facilities, phosphoric acid production facilities and a granular triple superphosphate (GTSP) production facility. In addition to these production units the chemical complex included the necessary intermediate product and product storage areas, phosphate rock dryers and grinders, a process water recirculation system, a gypsum disposal area and support facilities such as offices and maintenance areas. In 1972 fluosillicic acid recovery facilities were added and in 1975 sulfur dioxide control equipment was added to the sulfuric acid plant.

In April, 1981, USSAC received final PSD approval to make major modifications to the Ft. Meade Chemical Complex. These modifications included the construction of two sulfuric acid plants each rated at 2,200 tons per day of 100 percent sulfuric acid, the construction of two phosphoric acid plants each with a feed rate of 846 tons per day

of  $P_2O_5$ , the construction of new wet rock grinding mills, the expansion of process water ponds and gypsum disposal area and the replacement of the fluosilicic acid recovery facilities. As part of this modification, the existing sulfuric acid plant, phosphoric acid plant and fluosilicic acid plant were retired.

The chemical complex, after completion of the construction approved in 1981, occupies approximately 28 acres. The gypsum disposal area occupies approximately 283 acres and the water surface of the ponds used for process water recirculation occupies 123 acres.

## 2.2 Description of Existing Facilities

The present USSAC Ft. Meade Chemical Complex consists of manufacturing facilities for sulfuric acid, phosphoric acid and GTSP plus a recovery system for fluosilicic acid and the necessary support facilities for the production units.

Raw materials for the chemical complex include phosphate rock and molten sulfur. The unground rock, received from off-site storage by belt conveyor and/or rail is stored in unground rock silos. Sulfur is transported to the chemical complex in a molten form by truck or rail.



The molten sulfur received on site is converted to sulfuric acid in two double absorption sulfuric acid plants each rated at 2,200 tons per day of 100 percent sulfuric acid. This acid, produced as 98 percent sulfuric acid, is used in the production of phosphoric acid.

The phosphoric acid production facilities at the Ft. Meade Chemical Complex consist of two 800 tons per day phosphoric acid plants. These two plants convert the wet ground phosphate rock and sulfuric acid to 29 percent  $P_2O_5$  phosphoric acid. Over 90 percent of the acid is concentrated in two stages to produce 54 percent  $P_2O_5$  phosphoric acid. The remainder of the 29 percent acid is used in the GTSP plant.

Associated with the phosphoric acid plants is a fluosilicic acid recovery system. This system recovers fluorides that are released in the phosphoric acid evaporator as 25 percent fluosilicic acid. This system presently has a recovery capacity of 295 tons per day of 25 percent fluosilicic acid (58 tons per day of fluoride). The fluorides recovered in this system are fluorides that would otherwise be removed in the phosphoric acid scrubber system and be discharged to the process water ponds with the scrubber water.

The GTSP is a phosphate fertilizer product produced by reacting ground phosphate rock and phosphoric acid. The permitted production capacity of the GTSP facility is 1,110 tons per day as GTSP.

Support facilities for the chemical complex include a 100 million BTU per hour auxiliary boiler used to generate steam to start the sulfuric acid plants and to provide steam to the chemical complex when the sulfuric acid plants are not operating, a 283 acre gypsum disposal area, a 123 acre cooling pond system, a 32 megawatt power generator utilizing steam generated during the cooling of the sulfuric acid process, storage facilities for intermediate products and products, maintenance areas and offices.

### 2.3 Description of Proposed Modification

USSAC is proposing to increase the production capacity of each of the two sulfuric acid plants permitted in April, 1981 from 2,200 tons per day of 100 percent sulfuric acid to 3,000 tons per day of 100 percent sulfuric acid and to increase the production capacity of each of the two new phosphoric acid plants from 800 tons per day of  $P_2O_5$  to 1,000 tons of  $P_2O_5$ . These production rate increases will require certain physical modifications to the sulfuric acid and phosphoric acid plants and will result in increases in the sulfur dioxide, sulfuric acid mist, nitrogen oxides, carbon monoxide and fluoride emission rates.

The increase in the phosphoric acid production capacity will result in an increase in the production capacity of the fluosilicic acid recovery system from 295 tons per day of 25 percent fluosilicic acid

to 420 tons per day of 25 percent fluosillicic acid. The phosphoric acid production rate increase will also result in an increase in the gypsum disposal rate, an increase in the water flow rate through the process water ponds and an increase in the heat load to the process water ponds.

The heat load to the process water ponds will increase from  $3.57 \times 10^8$  BTU per hour to  $4.46 \times 10^8$  BTU per hour. The increased gypsum disposal rate, the increased process water flow rate and the increased heat load to the process water ponds will not result in an increase in the size of either the gypsum disposal area or the process water ponds since the present areas are sufficient to handle the proposed production rate increases.

The increase in the fluosillicic acid recovery rate will have no effect on fluoride emission rates from the phosphoric acid production facility since this is a closed system within the phosphoric acid plant. Similarly, there will be no increase in air pollutant emissions, hours of operation or production capacities of the sulfuric acid plant auxiliary boiler, the power generator associated with the sulfuric acid plant, or the GTSP production facility as a result of the increased capacities in the sulfuric acid and phosphoric acid plants.

The facilities affected by the proposed production rate increases are the sulfuric acid plants and the phosphoric acid plants. A detailed description of the sulfuric acid plant operation and a sulfuric acid plant flow diagram are presented in Appendix A of this application. A facility description and a process flow diagram for the phosphoric acid plants are presented as Appendix B of this application.

The presently permitted sulfuric acid and phosphoric acid production rates and the proposed increased production rates for both facilities are summarized in Table 2-1. Also included in Table 2-1 are the emission limiting standards that the two production facilities must comply with.

#### 2.4 Air Pollutant Emission Rate Increases

As previously stated, the proposed production rate increases will result in increased emissions of sulfur dioxide, sulfuric acid mist, nitrogen oxides, carbon monoxide, and fluorides. The sulfur dioxide, sulfuric acid mist, nitrogen oxides and carbon monoxide emission increases will result from the production capacity increase in the sulfuric acid plants while the fluoride emission increases will result from the production rate increases in the phosphoric acid plants and the associated changes in the process water system. It has been calculated that only the increases in the sulfur dioxide, sulfuric acid mist and nitrogen oxides emission rates will exceed the de

minimum emission rate increases defined in state and federal PSD regulations. As a result of this, the PSD review for the proposed modifications must address only these three pollutants.

The calculation of emission rate changes resulting from the proposed modifications are presented in Appendix C of this application. The presently permitted and proposed emission rates are summarized in Table 2-2.

It has been calculated that, as a result of the proposed production rate increase, the sulfur dioxide emission rate will increase from 2,920 tons per year to 3,984 tons per year; an increase of 1,064 tons per year. This compares with the de minimus emission rate increase for sulfur dioxide of 40 tons per year. The sulfuric acid mist emission rate will increase from 109.6 tons per year to 149.4 tons per year or by 39.8 tons per year. This emission rate increase compares with the de minimus emission rate increase 7.0 tons per year. The nitrogen oxides emission rate will increase 59.2 tons per year; from 88.0 tons per year to 147.2 tons per year. This increase compares with the de minimus emission rate increase of 40 tons per year.

The emission rate increase of the other pollutant emitted from the sulfuric acid plant; that is carbon monoxide will increase by 0.2 tons per year. This emission rate increase compares with a de minimus emission rate increase of 100 tons per year.

The fluoride emissions from both the phosphoric acid plant and the process water recirculation system will be affected by the proposed production rate increase in the two phosphoric acid plants. The fluoride emissions from the phosphoric acid plants will increase from 5.0 tons per year to 7.0 tons per year while the fluoride emissions from the process water pond system will decrease from 41.0 tons per year to 40.6 tons per year. The net change in fluoride emissions resulting from the proposed production rate modification is an increase of 1.6 tons per year. This compares with a de minimus emission rate increase for fluorides of 3.0 tons per year.

The decrease in the fluoride emission rate from the process water ponds is documented in detail in Appendix C. The decrease in emissions results from the use of fluoride vapor pressure data developed by King (see reference in Appendix C) under an EPA grant. King's data show a decrease in the vapor pressure of fluoride over pond water as the water temperature increases from approximately 75° F to 90° F. The data then show an increase in the fluoride vapor pressure as the pond water temperature increases above 90° F. The

decrease in fluoride emissions from the USSAC Ft. Meade Chemical Complex ponds results from a decrease in the pond area that is at the annual average equilibrium temperature of 75° F and an increase in the pond cooling area where the water temperature is in the range of 75° F to approximately 100° F.

The emission rate calculations presented in this section of the application demonstrate that only the emission rate increases of sulfur dioxide, sulfuric acid mist and nitrogen oxides exceed the de minimus emission rate increases and, hence, only these three pollutants must be addressed in further detail in this application.

#### 2.5 Good Engineering Practice Stack Height

The stack heights for the two sulfuric acid plants are 175 feet (53.4 meters). These stack heights were evaluated by EPA and FDER during the review of PSD Application PSD-FL-064 and found to satisfy the Good Engineering Practice Stack Height Criteria. The stack heights will not be modified as a result of the proposed action nor will the heights of adjacent structures be modified. Therefore, it can be concluded that the sulfuric acid plant stack heights still satisfy Good Engineering Practice Stack Height Criteria.

TABLE 2-1

## SUMMARY OF PERMITTED AND PROPOSED PRODUCTION RATES

USS AGRI-CHEMICALS  
FT. MEADE CHEMICAL COMPLEX

Plant	Emission Standard	Production Rate (5)	
		Permitted (tons/day)	Proposed (tons/day)
Sulfuric Acid 1	$\left\{ \begin{array}{l} 4 \text{ lb SO}_2/\text{ton H}_2\text{SO}_4 \\ \text{and} \\ 0.15 \text{ lb Mist}/\text{ton H}_2\text{SO}_4 \end{array} \right\}$	2200 <sup>(2)</sup>	3000 <sup>(2)</sup>
Sulfuric Acid 2		2200	3000
Phosphoric Acid A	$\left\{ \begin{array}{l} 0.02 \text{ lb}/\text{ton P}_2\text{O}_5 \\ \text{Input} \end{array} \right\}$	800 <sup>(3)</sup>	1000 <sup>(4)</sup>
Phosphoric Acid B		800	1000

- (1) PSD-FL-064 Final Determination dated 4/1/81.  
 (2) Tons of 100% H<sub>2</sub>SO<sub>4</sub> produced.  
 (3) Tons of P<sub>2</sub>O<sub>5</sub> produced; P<sub>2</sub>O<sub>5</sub> input is 846 tons/day.  
 (4) Tons of P<sub>2</sub>O<sub>5</sub> produced; P<sub>2</sub>O<sub>5</sub> input is 1053 tons/day.  
 (5) Annual production rates are based on 332 days per year operation.



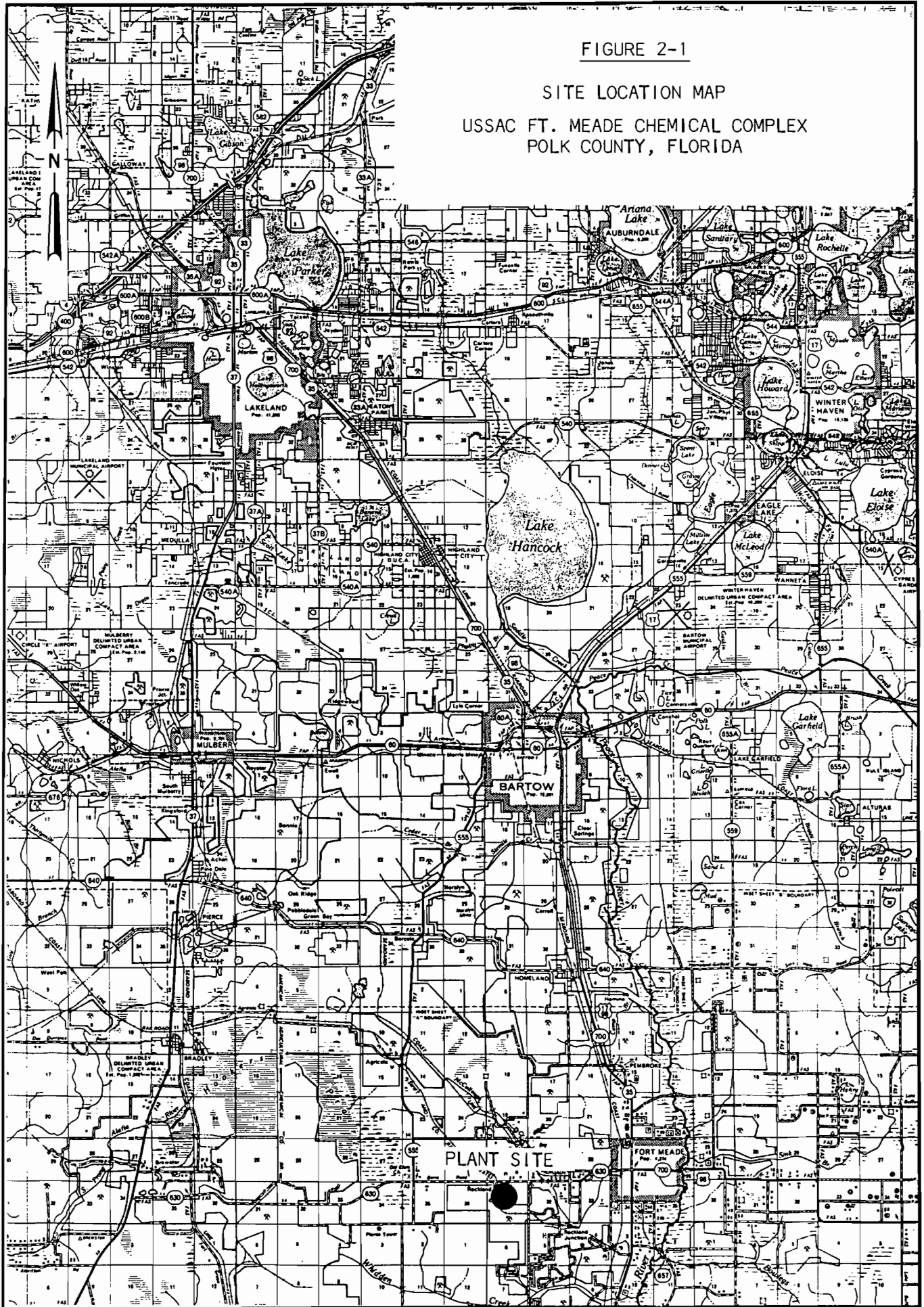
TABLE 2-2  
SUMMARY OF EMISSION RATE INCREASES  
USS AGRI-CHEMICALS  
FT. MEADE CHEMICAL COMPLEX

Source	Pollutant Emission Rates (tpy)									
	Sulfur Dioxide		Acid Mist		NOx		CO		Fluorides	
	Permitted/Proposed	Permitted/Proposed	Permitted/Proposed	Permitted/Proposed	Permitted/Proposed	Permitted/Proposed	Permitted/Proposed	Permitted/Proposed	Permitted/Proposed	Permitted/Proposed
Sulfuric Acid Plants										
1	1460	1992	54.8	74.7	44.0	73.6	0.4	0.5	0	0
2	1460	1992	54.8	74.7	44.0	73.6	0.4	0.5	0	0
Phosphoric Acid Plants										
1	0	0	0	0	0	0	0	0	2.5	3.5
2	0	0	0	0	0	0	0	0	2.5	3.5
Cooling Pond System	0	0	0	0	0	0	0	0	41.0	40.6
TOTAL	2920	3984	109.6	149.4	88.0	147.2	0.8	1.0	46.0	47.6
NET CHANGE	1064		39.8		59.2		0.2		1.6	
DeMinimus Emission Rate	40		7		40		100		3	

Permitted emission rates are based on conditions of Final Determination of PSD-FL-064 dated 4/1/81.

FIGURE 2-1

SITE LOCATION MAP  
USSAC FT. MEADE CHEMICAL COMPLEX  
POLK COUNTY, FLORIDA



### 3.0 BEST AVAILABLE CONTROL TECHNOLOGY (BACT)

Best Available Control Technology (BACT) is required to control pollutants emitted from major sources or from major modifications to air pollution sources if the increase(s) in the emission rate(s) exceed the de minimus levels defined in state and federal PSD regulations. The de minimus emission rates for pollutants potentially emitted from sulfuric acid plants and phosphoric acid plants are defined in Table 2-2. For the proposed modifications to the USSAC Ft. Meade Chemical Complex, BACT is to apply only to modified sources emitting sulfur dioxide, sulfuric acid mist and nitrogen oxides; that is the two sulfuric acid plants.

The sulfur dioxide emissions from the two plants will be controlled by double absorption and the acid mist will be controlled with high efficiency mist eliminators. These measures were determined by FDER and EPA to constitute BACT when the plants were permitted in 1981 and are again proposed as BACT for sulfur dioxide and acid mist. There is no technology presently available that can reasonably be used to control nitrogen oxides emissions from sulfuric acid plants.

In the following sections the control technology proposed for each pollutant is discussed.

### 3.1 Sulfuric Acid Plants

Sulfuric acid plants emit sulfur dioxide, acid mist, nitrogen oxides and possibly carbon monoxide. EPA has New Source Performance Standards (NSPS) regulating the sulfur dioxide and acid mist emission rates from these plants and has recently completed a review of NSPS for sulfuric acid plants.<sup>(1)</sup> In this document it is concluded that NSPS for sulfuric acid plants should not be made more stringent than the existing 4.0 pounds sulfur dioxide and 0.15 pound acid mist per ton of 100 percent acid produced.

#### 3.1.1 Sulfur Dioxide

Double absorption is the best demonstrated control technology available for sulfur dioxide control. This technology has the advantage of reducing sulfur dioxide emissions, producing no by-products and introducing no unfamiliar operating factors to plant operators. EPA reviewed potential improvements to the double absorption system such as reducing catalyst life from three-five years to two years. EPA rejected these ideas, however, since it reduced pre-tax profit by approximately 20 percent<sup>(1)</sup>.

Scrubbing systems; bisulfite and ammonia, were evaluated and described as feasible by EPA<sup>(1)</sup>. These systems; however, would not be expected to result in significantly lower sulfur dioxide emission rates. In

addition, these systems are untested, they will generate by-products, and they will introduce a system that requires completely different operating technology.

Molecular sieves have been tried and found unacceptable because of operating difficulties.

It is concluded that double absorption with catalyst screening and make-up every three to five years represents BACT for sulfur dioxide. This technology will also assure compliance with NSPS.

### 3.1.2 Sulfuric Acid Mist

Acid mist and the resulting opacity can be controlled by high efficiency mist eliminators and, theoretically, by electrostatic precipitators. Practically, precipitators are not considered an alternative because of operating problems that would develop in the acid environment.

It has been the experience of the industry that the high efficiency mist eliminators are the most effective means of controlling acid mist emissions at this time. High efficiency mist eliminators are proposed by USSAC as BACT for acid mist emissions and will assure that NSPS will be satisfied.

### 3.1.3 Nitrogen Oxides

In a contact sulfuric acid plant, nitrogen oxide results from the fixation of atmospheric nitrogen in the sulfur burner. Tests conducted by Sholtes & Koogler, Environmental Consultants, Inc. on existing double absorption contact sulfuric acid plants show tail gas nitrogen oxide concentrations of 15-18 ppm. (See PSD FL 014). By comparison, nitrogen oxide concentrations in flue gases from fossil fuel power boilers average 100-200 ppm.

Methods of controlling nitrogen oxide emissions from combustion sources include reducing or eliminating nitrogen in the fuel, reducing the air/fuel ratio, and reducing the peak flame temperature. None of these methods are applicable to sulfur burners.

The sulfur (fuel) fired in the sulfur burner is, for practical purposes, free of nitrogen so the alternative of reducing fuel nitrogen content is eliminated.

The air/fuel ratio adjustment leaves little room for control since this ratio is critical in a sulfuric acid plant. The air flow controls is a major factor in determining the sulfur furnace temperature and the sulfur dioxide concentration in the feed to the converter.

The furnace temperature is limited by the furnace liner. A reduction in the air/fuel ratio will cause the furnace temperature to increase if the sulfur feed is held constant. To maintain the furnace temperature within safe limits, therefore, the air/fuel ratio must be maintained within fixed limits or the rate of sulfur burning, and hence plant production, must be reduced. If the sulfur feed rate is reduced the air/fuel ratio increases to its original value.

The sulfur dioxide concentration in the feed to the converter is also dependent upon the air/fuel ratio. This concentration in turn influences the temperature rise in the converter and to some extent the converter efficiency. At a reduced air/fuel ratio (a higher sulfur dioxide concentration in the converter feed) the converter temperature will increase and the converter efficiency will drop resulting in increased sulfur dioxide emissions.

Another means of controlling nitrogen oxides emissions from combustion sources is the low-NO<sub>x</sub> burner. With these burners a portion of the combustion air is introduced with the fuel and a portion is introduced in an envelope around the fuel nozzle. This results in a low oxygen level in areas where the peak flame temperature is the highest; thus reducing the formation of nitrogen oxides.

In a sulfur burner, all of the combustion air is introduced adjacent to the burner nozzle; an arrangement that simulates the burning pattern developed in the low-NO<sub>x</sub> burner. Further staging of the combustion air is not practical.

Water or steam injection to reduce peak flame temperatures is not an alternative in sulfuric acid plants either since water in a sulfuric acid plant will foul the converter catalyst and will cause excessive acid mist emissions. Even the combustion air is dried by contacting it with 93 percent acid prior to injection into the sulfur burner.

As a point of comparison, a 3000 TPD sulfuric acid plant will produce 300,000 pounds of steam per hour and emit approximately 18 pounds per hour of nitrogen oxides. An oil fired power boiler that will produce 300,000 pounds of steam per hour will emit 120-250 pounds of nitrogen oxides per hour based on emission factors from AP-42. A comparison of these emission rates is an indication that the design inherent in a sulfuric acid plant results in nitrogen oxides emission rates much lower than other typical combustion sources. It is concluded that there is no feasible method of further reducing nitrogen oxides emissions from a sulfuric acid plant.



REFERENCES  
SECTION 3.0

1. Drabkin, M. and Brooks, J. J., A Review of Standards of Performance for New Stationary Sources - Sulfuric Acid Plants, US EPA-450/3-79-003, January 1979.

#### 4.0 EXISTING AIR QUALITY DATA

State and federal PSD regulations require that air quality monitoring be conducted and that the data be submitted with the application for PSD approval for the application to be considered complete. The regulations set forth two criteria which are to be used in determining whether or not air quality monitoring is required for a specific pollutant. First, the pollutant must be subject to the PSD review process. This means that the emission rate of the pollutant must exceed the de minimus emission rate for that pollutant as defined in state and federal PSD regulations. The second criterion is that the impact of the pollutant must exceed the de minimus impact level for that pollutant; a level also defined in state and federal PSD regulations.

The PSD application prepared by USSAC addresses sulfur dioxide, sulfuric acid mist and nitrogen oxides; the pollutants which exceed the de minimus emission rate increases. The air quality modeling reported in Section 6.0 of this application has shown the new source impact of sulfur dioxide to exceed the de minimus impact level for this pollutant or, to exceed 13 micrograms per cubic meter, 24-hour average. The 24-hour impact of nitrogen oxides emissions was estimated to be less than one microgram per cubic meter; much less than the 14 micrograms per cubic meter de minimus impact level. For sulfuric acid mist, the state and federal PSD regulations do not

define a de minimus impact level. A federal de minimus impact level of one microgram per cubic meter has been proposed, however, and modeling results show that the acid mist impact is well below this level.

Based upon the requirements of the PSD regulations and upon discussions with the FDER staff, ambient air quality monitoring was conducted in the vicinity of the Ft. Meade Chemical Complex for only sulfur dioxide. The monitoring was conducted at a single site approximately one kilometer southeast of the Ft. Meade Chemical Complex. Monitoring was conducted with a continuous sulfur dioxide analyzer during the period of February 2, 1983 through June 3, 1983. The monitoring site was approved by FDER and assigned the SAROAD Site Identification Number 10-3680-030. A complete report of the monitoring activities are included as Appendix D to this application.

Over the four-month monitoring period, the data recovery was in excess of 96 percent. The four month average sulfur dioxide concentration was measured to be 5.4 micrograms per cubic meter. The highest measured 3-hour sulfur dioxide concentration was 131 micrograms per cubic meter and the second high 3-hour sulfur dioxide concentration was 130 micrograms per cubic meter. For the 24-hour period, the maximum sulfur dioxide concentration measured was 43.7 micrograms per cubic meter while the second high was 39.8 micrograms per cubic meter.

During the four month monitoring period, data were collected for 2,816 hours. The sulfur dioxide concentration during 2,290 of these hours, or 81 percent of the time, was zero. Based on these data, it is reasonable to assume that the background sulfur dioxide concentration in the area is zero for all periods of time.

## 5.0 SOURCE EMISSION DATA

The Table 5-1 lists the characteristics of all sulfur dioxide emitting sources within approximately 50 kilometers of the USSAC Ft. Meade Chemical Complex. These sources are the ones that were used to prepare the air quality review which is presented in Section 6.0 of this application.

### 5.1 USSAC Sources

The only sources affected by the proposed modification to the Ft. Meade Chemical Complex are the sulfuric acid plants and the phosphoric acid plants. Emissions from the phosphoric acid plant are not subject to the PSD review and hence, will not be addressed. Emissions from the sulfuric acid plants include sulfur dioxide and sulfuric acid mist and nitrogen oxides; all of which are addressed in this application. Emission rates of sulfur dioxide, sulfuric acid mist and nitrogen oxides from the modified sulfuric acid plants are calculated in Appendix C of this application.

The operation of the auxiliary boiler which is used to generate steam necessary for the start-up of the sulfuric acid plant will not be affected by the proposed modification since the proposed modification will not affect the frequency of start-ups or the duration of a plant

start-up. Neither will the capacity of the GTSP plant, and hence the fuel consumption in the GTSP dryer, be effected by the modifications to the sulfuric acid plants.

## 5.2 Other Sources

Emission data for all other sources, including sulfur dioxide emitting sources at the USSAC Ft. Meade Chemical Complex, were obtained from records in the FDER office in Tampa or the FDER office in Tallahassee.

Table 5-1  
SOURCES USED IN AIR QUALITY REVIEW

Loc	ID	Type	Description	Part	S02	Height	Diam	Vel	Temp	X-Coord	Y-Coord
				g/s	g/s	m	m	m/s	deg K	km	km
USSAC	101	New	Ft.Meade - H2SO4	1	63.00	53.40	2.59	15.91	355.0	416.120	3068.620
USSAC	102	New	Ft.Meade - H2SO4	2	63.00	53.40	2.59	15.91	355.0	416.120	3068.670
USSAC	103	New	Ft.Meade - H2SO4	x	-78.80	29.00	3.02	6.77	314.0	416.210	3068.740
USSAC	10103		Ft.Meade - H2SO4		78.80	29.00	3.02	6.77	314.0	416.210	3068.740
USSAC	10104		Ft.Meade - Aux Boiler		6.40	21.30	1.12	15.24	477.0	416.040	3068.720
USSAC	10106		Ft.Meade - GTSP Dryer		9.60	28.40	1.45	9.33	314.0	415.920	3068.890
USSAC	10107		Ft.Meade - Rock Dryer		34.80	15.90	1.83	11.04	336.0	415.860	3068.550
USSAC	10201		Bartow - H2SO4		42.00	29.00	2.13	8.30	314.0	413.200	3086.300
USSAC	10202		Bartow - Rock Dryer		34.10	15.80	1.83	11.00	326.0	413.200	3086.300
USSAC	10203		Bartow - DAP Dryer		0.80	40.40	2.13	14.50	314.0	413.200	3086.300
AGRICO	301	New	DAP	0.00	7.36	38.10	3.10	14.60	328.0	407.380	3071.700
AGRICO	302	New	#12 H2SO4	0.00	42.00	45.70	2.90	9.50	350.0	407.580	3071.340
AGRICO	10303		Aux. Boiler	0.00	10.08	10.70	1.50	18.40	491.0	407.520	3071.380
AGRICO	10304		#11 H2SO4	0.00	37.80	45.70	2.70	9.90	350.0	407.570	3071.240
AGRICO	10305		#10 H2SO4	0.00	37.80	45.70	2.70	9.90	350.0	407.520	3071.240
AGRICO	10306		GTSP	0.00	23.18	42.70	2.70	12.90	319.0	407.520	3071.520
AMAX	401	New	Bis 4 - Boiler	0.08	0.60	8.20	0.41	7.57	505.0	394.800	3069.720
AMAX	402	New	Bis 4 - Rock Dryer	2.27	16.35	30.50	1.82	7.26	334.0	394.850	3069.770
AMAX	10403		Piney Point	0.00	37.80	61.00	1.90	13.40	322.0	348.500	3057.300
BPI	501	New	Brewster (Composite)	0.00	13.40	38.10	2.44	15.20	339.0	389.500	3068.000
BPI	10502		Brewster (Composite)	6.30	35.70	38.10	2.44	15.20	339.0	389.500	3068.000
CF	601	New	C. F.	0.00	-110.60	30.50	1.68	4.60	350.0	408.500	3083.000
CF	602	New	2 52 21 C. F.	0.00	4.30	9.10	0.70	22.50	450.0	408.500	3083.000
CF	603	New	2 52 14 C. F.	0.00	52.90	67.10	2.40	9.80	351.0	408.500	3083.000
CF	10604		3 52 04 C. F.	0.00	46.70	34.50	1.30	20.00	319.0	408.500	3083.000
CF	10605		3 52 06 C. F.	0.00	56.70	63.40	2.10	6.90	351.0	408.500	3083.000
CF	10606		3 52 03 C. F.	0.00	45.40	34.50	1.30	14.20	319.0	408.500	3083.000
CF	10607		3 52 05 C. F.	0.00	56.70	63.40	2.10	6.90	347.0	408.500	3083.000
CF	10601		C. F.	0.00	110.60	30.50	1.68	4.60	350.0	408.500	3083.000
CLM	701		Chloride Metals	0.00	21.02	30.00	0.61	20.00	375.0	361.800	3088.300
CSERVE	801	New	Conserve	0.00	-15.20	30.50	1.80	18.90	308.0	398.400	3084.200
CSERVE	802	New	Conserve	0.00	42.00	45.70	2.30	10.30	352.0	398.400	3084.200
CSERVE	10801		Conserve	0.00	15.20	30.50	1.80	18.90	308.0	398.400	3084.200
CSERVE	10803		Conserve	0.00	18.20	10.00	0.80	11.00	533.0	398.400	3084.200
CSERVE	10804		Conserve	0.00	17.20	24.40	1.70	5.00	330.0	398.400	3084.200
ELECT	10901		Electrophos	0.00	6.20	25.60	2.10	8.00	322.0	405.600	3079.400
ESTECH	11001		Estech SAP	0.00	32.20	30.80	2.10	3.90	358.0	411.500	3074.200
ESTECH	11002		Estech Dryer	0.00	51.50	18.50	3.00	7.00	340.0	411.500	3074.200
EVANS	1101	New	Dryer	12.10	9.37	25.90	1.00	17.30	346.0	383.300	3135.800
EVANS	11102		Dryer	3.90	24.60	25.90	1.00	17.30	346.0	383.300	3135.800
EVANS	11103		Boilers	2.05	28.70	12.20	1.10	11.90	505.0	383.300	3135.800
FARM	1201	New	2 53 26 Farmland	0.00	2.30	14.00	1.20	12.70	444.0	409.500	3079.500
FARM	11202		Farmland (Composite)	0.00	199.40	30.50	1.40	23.30	319.0	409.500	3079.500
FCS	1301	New	Kiln and Power Plant	21.80	157.50	91.50	4.88	14.66	389.0	360.008	3162.392
FPC	1401	New	Crystal River	168.20	2017.60	182.90	6.90	27.40	398.0	334.400	3204.510
FPC	1402	New	Crystal River	0.00	-2173.00	152.40	4.60	45.60	420.0	334.400	3204.510
FPC	11403		Crystal River	120.80	4803.00	152.40	4.60	45.60	420.0	334.400	3204.510
FPC	11404		Higgins 1-3	19.00	523.80	52.90	3.80	7.70	424.0	336.500	3098.200
FPC	11405		#1 Anclote	61.10	1680.50	152.40	7.60	6.50	416.0	324.500	3118.600
FPC	11406		#2 Anclote	61.10	1680.50	152.40	7.30	15.60	416.0	324.500	3187.500

Table 5-1  
SOURCES USED IN AIR QUALITY REVIEW

Loc	ID Type	Description	Part	SO2	Height	Diam	Vel	Temp	X-Coord	Y-Coord
			g/s	g/s	m	m	m/s	deg K	km	km
FPC	11407	Bartow 2	16.30	448.40	91.50	2.70	31.10	422.0	342.400	3082.700
FPC	11408	Bartow 3	25.80	710.00	91.50	3.40	29.10	430.0	342.400	3082.700
FPL	11501	FPL Manatee (Composite)	133.30	1465.80	152.10	7.90	20.70	425.0	367.100	3053.800
GARD	1601 New	Gardinier (Composite)	66.80	-210.26	36.50	2.00	11.80	344.0	363.400	3082.400
GARD	11602	Gardinier (Composite)	66.80	413.60	29.40	2.10	9.10	333.0	363.400	3082.400
GCL	11701	Gulf Coast Lead	0.00	25.90	30.50	0.61	22.40	350.0	363.900	3093.850
GPI	11801	Gen'l Portland (Composite)	59.00	101.00	44.30	4.72	6.60	473.0	358.000	3090.600
IMC	1901 New	IMC Noralyn	0.00	30.64	13.70	1.22	40.40	330.0	414.700	3080.300
IMC	11902	IMC Noralyn	0.00	9.00	17.00	1.30	36.70	343.0	414.700	3080.300
IMC	11903	IMC Kingsford	0.00	11.60	21.30	2.10	12.90	344.0	398.200	3075.700
LKU	2001 New	Lakeland Utilities #1	0.00	393.60	76.20	4.90	19.70	354.0	408.500	3105.800
LKU	2002 New	Lakeland Utilities #2	0.00	21.20	47.70	3.10	11.70	389.0	408.500	3105.800
LKU	12003	Larsen 7	0.00	7.52	50.30	3.10	3.40	422.0	409.200	3102.800
LKU	12004	McIntosh 1	0.00	139.00	47.70	2.70	15.10	405.0	408.500	3105.800
LYKES	12101	Boilers (3)	10.90	152.60	22.90	1.40	18.20	441.0	383.500	3139.200
LYKES	12102	D1 & D2	8.00	57.60	22.90	0.90	27.80	345.0	383.500	3139.200
MOBIL	2201 New	Mobil	0.00	2.40	25.90	2.30	16.00	339.0	398.000	3085.300
MOBIL	12202	Mobil	0.00	56.50	30.50	2.00	11.00	350.0	398.000	3085.300
NMALES	2301 New	1 59 95 New Wales	0.00	57.75	60.70	2.60	13.40	349.7	396.560	3078.640
NMALES	2302 New	1 59 27 New Wales	0.00	3.78	52.40	2.40	13.00	321.9	396.750	3079.350
NMALES	2303 New	1 59 33 New Wales	0.00	5.36	52.40	2.40	7.10	319.1	396.830	3079.430
NMALES	2304 New	1 59 96 New Wales	0.00	5.54	36.60	1.80	20.80	319.1	396.450	3079.150
NMALES	2305 New	1 59 94 New Wales	0.00	57.75	60.70	2.60	13.40	349.7	396.490	3078.640
NMALES	12306	3 59 02 New Wales	0.00	42.00	61.00	2.50	10.00	350.2	396.600	3078.750
NMALES	12307	3 59 09 New Wales	0.00	0.82	36.60	2.10	15.60	319.1	396.540	3079.030
NMALES	12308	3 59 03 New Wales	0.00	42.00	61.00	2.50	10.00	350.2	396.530	3078.750
NMALES	12309	3 59 04 New Wales	0.00	42.00	61.00	2.50	10.00	350.2	396.450	3078.750
NMALES	12310	3 59 13 New Wales	0.00	4.88	29.00	1.70	17.20	564.1	396.560	3078.810
NMALES	12311	3 59 10 New Wales	0.00	1.89	36.60	1.80	20.40	325.2	396.550	3079.150
PTI	2401 New	Phostech	0.00	2.84	27.40	1.00	29.00	322.0	405.200	3078.500
ROY	2501 New	Royster #1	0.00	-257.60	51.00	2.13	9.90	356.0	406.700	3085.200
ROY	2502 New	Royster #2	0.00	42.00	61.00	2.13	9.93	356.0	406.700	3085.200
ROY	2503 New	Royster (Composite)	0.00	-31.50	61.00	2.13	9.90	356.0	406.700	3085.200
ROY	12501	Royster #1	0.00	257.60	51.00	2.13	9.90	356.0	406.700	3085.200
ROY	12503	Royster (Composite)	0.00	31.50	61.00	2.13	9.90	356.0	406.700	3085.200
ROY	12504	Royster (Composite)	0.00	52.50	61.00	2.13	9.90	356.0	406.700	3085.200
TECo	2601 New	Bis Bend 1-3 RED.	0.00	-1764.00	149.40	7.30	12.90	415.0	361.500	3075.000
TECo	2602 New	Bis Bend 4	16.38	436.50	149.40	7.32	20.00	342.0	361.600	3075.000
TECo	12603	Bis Bend 1-3 B.L.	105.30	8064.00	149.40	7.30	12.90	415.0	361.500	3075.000
TECo	12604	Gannon (Composite)	149.80	1649.60	93.30	3.90	26.50	430.0	360.000	3087.500
TECo	12605	Hookers Pt. (Composite)	35.50	388.90	85.40	3.40	15.90	402.0	358.000	3091.000
WRG	2701 New	W. R. Grace	0.00	-216.00	45.70	1.40	16.50	352.0	409.700	3086.000
WRG	2702 New	2 46 16 W. R. Grace	0.00	36.80	61.00	2.80	7.30	346.0	409.700	3086.000
WRG	2703 New	2 46 17 W. R. Grace	0.00	36.80	61.00	2.80	7.30	346.0	409.700	3086.000
WRG	12701	W. R. Grace	0.00	216.00	45.70	1.40	16.50	352.0	409.700	3086.000
WRG	12704	3 46 15 W. R. Grace	0.00	57.70	45.70	1.50	16.70	322.0	409.700	3086.000
WRG	12705	3 46 14 W. R. Grace	0.00	91.80	61.00	1.50	25.90	346.0	409.700	3086.000



## 6.0 AIR QUALITY REVIEW

### 6.1 Introduction

An air quality review was performed to evaluate the impact of sulfur dioxide and sulfuric acid mist emissions from the modified USSAC Ft. Meade Chemical Complex sulfuric acid plants. The sources of sulfur dioxide included in the air quality review were all baseline, existing, and new or proposed sources within approximately 50 kilometers of Ft. Meade. The air quality review consisted of calculating baseline ambient air sulfur dioxide concentrations, the impacts of new or modified sources and the impacts of all existing and proposed sources. These impacts were compared with applicable air quality standards and Class II PSD increments.

The air quality modeling performed to assess long-term and short-term impacts were conducted in accordance with guidelines established by EPA (Guideline for Air Quality Models, March 1978). Sulfur dioxide impacts were evaluated for annual, 24-hour and 3-hour periods; periods of time for which air quality standards for sulfur dioxide have been promulgated.

Both the annual and short-term sulfur dioxide impacts were evaluated with the Industrial Source Complex-Short Term (ISC-ST) air quality model. The meteorological data used with this model were from Tampa and represent the period 1973, 1974, 1975, 1978 and 1979.

## 6.2 Meteorological Data

The EPA guidelines for air quality modeling suggest that five years of meteorological data be used for an air quality review. The potential sources of meteorological data were Orlando, Florida (100 kilometers northeast of the site) and Tampa, Florida (67 kilometers west of the site). The meteorological data from Tampa were selected for the air quality review because of the closer proximity of Tampa to the USSAC site.

Hourly surface meteorological data are available from Tampa for the period 1970-1981 excluding data for years 1976, 1977 and 1980. The EPA guidelines for air quality modeling suggest that a five year continuous record of meteorological data be used for the air quality review. In checking with EPA, it was found that the term "continuous" referred to "continuously available" data. This term was included in the guidelines to prevent the random selection of meteorological data that would result in impacts favorable to an applicant. The guidelines also imply that the meteorological data used should be among the most recently available data.

In view of the requirements for meteorological data, it was decided that meteorological data for the period 1973, 1974, 1975, 1978 and 1979 would be used for the air quality review. These data are among

the most recently available surface meteorological data from Tampa and the record is broken only one time due to the fact that data for years 1976 and 1977 are not available. The other reasonable alternative would have been to use meteorological data for the period 1974-1981. These data would have represented the most recently available data, however, this record would have been broken twice; during the 1976-1977 period and again during the 1980 period. A decision was made to use the meteorological data for the period 1973-1979 since these data had only one break in the record.

Hourly surface meteorological data for the 1973-1979 period were combined with Tampa upper air data for the same period of record to obtain mixing heights applicable to the Ft. Meade area. These mixing heights were then used with the appropriate surface meteorological data as input to the ISC-ST model.

### 6.3 Air Quality Review

The first step in the air quality review was to evaluate the significance of sulfur dioxide impacts from new, proposed and retired sources at the USSAC Ft. Meade Chemical Complex. New sources include the two 2,200 ton per day sulfuric acid plants permitted in 1981. Modified sources include the same two sulfuric acid plants with production capacities increased to 3000 tons per day each. Retired

sources of sulfur dioxide include the 1,500 ton per day sulfuric acid plant which was retired when the two new sulfuric acid plants were placed on line.

The area of significant impact for the sources was evaluated using the ISC-ST model with five years of meteorological data. It was determined that the sources had a significant impact only for the 3-hour period and the 24-hour period. For the annual period, sulfur dioxide emissions from the new, modified and retired sources were less than zero; that is there was a reduction in annual sulfur dioxide levels as a result of replacing the old sulfuric acid plant with the two new sulfuric acid plants at 3,000 tons per day each. The area of significant impact for the 3-hour and 24-hour periods extended 4.5 kilometers from the Ft. Meade Chemical Complex. The area of significant impact is shown in Figures 6-1 and 6-2.

Since the modified sources at the Ft. Meade Chemical Complex have a significant impact on air quality only in an area within 4.5 kilometers of the Ft. Meade Chemical Complex, the air quality review was limited to impacts within this area. And, since the sources have a significant impact only for the 3-hour and the 24-hour period, the air quality review was further limited to impacts only for these periods of time.

### 6.3.1 Short-Term Sulfur Dioxide Impact Review

The short-term impact analyses for sulfur dioxide involved the 3-hour impact analysis and the 24-hour impact analysis. These periods of time correspond to periods for which short-term air quality standards for sulfur dioxide have been promulgated. The impact analyses were conducted with the ISC-ST model. The model was first run with the five years of Tampa meteorological data; emission data for baseline sources, new sources and currently existing sources; and with a screening grid which covered the area within 4.5 kilometers of the Ft. Meade Chemical Complex. Based on this model run, the meteorological data resulting in the highest second-high 24-hour and 3-hour impacts at various locations and for all of the source groups were selected.

The source groups evaluated were:

1. The retired and newly modified USSAC sulfuric acid plants.
2. All baseline sources of sulfur dioxide.
3. All new or proposed sources of sulfur dioxide.
4. All currently existing and proposed sources of sulfur dioxide.

The meteorological data selected from the screening runs were again input to the ISC-ST model with emission data from the appropriate source group and with a receptor grid with a 0.1 kilometer spacing. The results of these model runs provided the highest second-high impacts of the various source groups located to the nearest 0.1 kilometer.

The Impacts determined with the refined model runs were compared with ambient air quality standards and with Class II PSD Increments. The results of the short-term sulfur dioxide air quality review are summarized in Table 6-2 and Figures 6-1 and 6-2.

### 6.3.2 Sulfuric Acid Mist Impact Analysis

EPA published a document in 1980 entitled, Health Impacts, Emissions, and Emission Factors for Non-Criteria Pollutants Subject to De Minimus Guidelines and Emitted from Stationary Conventional Combustion Processes (EPA-450/2-80-074, June 1980). In this document, a proposed de minimus impact level for sulfur acid mist in the ambient air is set at one microgram per cubic meter, 24-hour average. This level was set based upon a comprehensive review of human health effects published by the National Institute for Occupational Safety and Health.

The impact of sulfuric acid mist emissions from USSAC Ft. Meade Chemical Complex for the 24-hour period was estimated based on model results for sulfur dioxide emissions. The modeling took into consideration the emissions from the newly modified sulfuric acid plants (two plants at 3,000 tons per day each) and the emission reduction brought about by retiring an existing 1,500 ton per day sulfuric acid plant.

The sulfur dioxide emissions from both the newly modified sulfuric acid plants and the retired sulfuric acid plant are approximately 30 times greater than the sulfuric acid mist emissions from these plants. If one considers the fact that the highest second-high 24-hour sulfur dioxide impact from the newly modified and retired sulfuric acid plant is 11 micrograms per cubic meter, 24-hour average (Receptor 1 Impact, Figure 6-1) and the ratio between sulfur dioxide and sulfuric acid mist emissions is approximately 30, it follows that the maximum 24-hour sulfuric acid mist impact is going to be approximately 0.4 micrograms per cubic meter. This impact is approximately 40 percent of the proposed de minimus impact for sulfuric acid mist. Since the expected impact of the sulfuric acid mist is less than the proposed de minimus impact level, no further impact analyses are justified for this pollutant.

### 6.3.3 Nitrogen Oxides Impact Analysis

The impact of nitrogen oxides emissions from USSAC Ft. Meade Chemical Complex for the 24-hour period was estimated based on model results for sulfur dioxide emissions. The 24-hour period was selected since it is the period for which the Florida Department of Environmental Regulation (FDER) defines the de minimus nitrogen oxides impact level; a level of 14 micrograms per cubic meter, 24-hour average. EPA defines the de minimus impact level for nitrogen oxides as 14 micrograms per cubic meter, annual average.

The modeling took into consideration the emissions from the newly modified sulfuric acid plants (two plants at 3,000 tons per day each) and the emission reduction brought about by retiring the existing 1,500 ton per day sulfuric acid plant.

The sulfur dioxide emissions from the newly modified sulfuric acid plants are approximately 27 times greater than the nitrogen oxides emissions from these plants. Sulfur dioxide emissions from the retired sulfuric acid plant were approximately 67 times higher than nitrogen oxides emissions from that plant.

If one considers the fact that the highest second-high 24-hour sulfur dioxide impact from the newly modified and retired sulfuric acid plant is 11 micrograms per cubic meter, 24-hour average (Receptor 1 Impact, Figure 6-1) and the ratio between sulfur dioxide and nitrogen oxides emissions is approximately 30, it follows that the maximum 24-hour nitrogen oxides impact is going to be approximately 0.4 micrograms per cubic meter. Even if this impact is doubled, or tripled to 1.2 micrograms per cubic meter, to account for the higher ratio of sulfur dioxide to nitrogen oxides emissions from the retired sulfuric acid plant, the resulting nitrogen oxides impact will be less than 10



percent of the FDER de minimus nitrogen oxides impact level. Since the de minimus impact level is not exceeded, no further impact analyses are justified for this pollutant.

#### 6.4 Impact on Class I Areas and Non-Attainment Areas

It has been established by air quality modeling that the impacts of sulfur dioxide emissions from the affected sources at the USSAC Ft. Meade Chemical Complex are significant only for the 3-hour and 24-hour periods and then, only within 4.5 kilometers of the chemical complex. Annual sulfur dioxide, nitrogen oxides and sulfuric acid mist emissions were determined not to be significant at any distance.

There are no Class I PSD areas or sulfur dioxide non-attainment areas within 4.5 kilometers of the Ft. Meade Chemical Complex; therefore an impact analyses for these areas are not required as part of this application.

#### 6.5 Air Quality Review Summary

The air quality review for the proposed modifications to the USSAC Ft. Meade Chemical Complex sulfuric acid plants was conducted with modeling guidelines established by the U.S. Environmental Protection Agency. The air quality review was conducted with the ISC-ST model.

The air quality review indicates that only sulfur dioxide emissions from the modified sulfuric acid plants will have a significant impact on ambient air quality and that these impacts will be significant only for the 24-hour and 3-hour periods. The impacts of sulfuric acid mist and nitrogen oxides will be less than de minimus impact levels for these pollutants.

The modeling demonstrates that the sulfur dioxide impacts will not violate Class II PSD increments nor will they contribute to violations of sulfur dioxide ambient air quality standards. The air quality modeling further demonstrates that emissions from the modified sulfuric acid plants will impact neither Class I PSD areas nor sulfur dioxide non-attainment areas.

TABLE 6-1

SUMMARY OF AIR QUALITY REVIEW  
 USSAC FT. MEADE CHEMICAL COMPLEX  
 POLK COUNTY, FLORIDA

Pollutant/ Averaging Time	Maximum Pollutant Concentration (ug/m <sup>3</sup> )						
	USSAC H <sub>2</sub> SO <sub>4</sub> Plants <sup>(1)</sup>	De Minimus Impact	All New Sources <sup>(3)</sup>	Class II Increment	Baseline Sources	All Sources <sup>(4)</sup>	Air Quality Standard
<u>Sulfur Dioxide</u>							
Annual	< 0 <sup>(2)</sup>	1	--	--	--	--	60
24-Hour	11.4	5	26.5	91	336	236	260
3-Hour	77	25	148	512	1249	1040	1300
<u>Sulfuric Acid Mist</u>							
24-Hour	0.4 <sup>(2)</sup>	1	--	--	--	--	NA
<u>Nitrogen Oxides</u>							
24-Hour	1.2 <sup>(2)</sup>	14	--	--	--	--	100; Annual

- (1) Two new plants at 3000 tpd each and one retired 1500 tpd plant.
- (2) Impact less than de minimus, therefore air quality review was not carried further.
- (3) All new and proposed sources.
- (4) All new, existing and proposed sources minus retired sources.

6-11

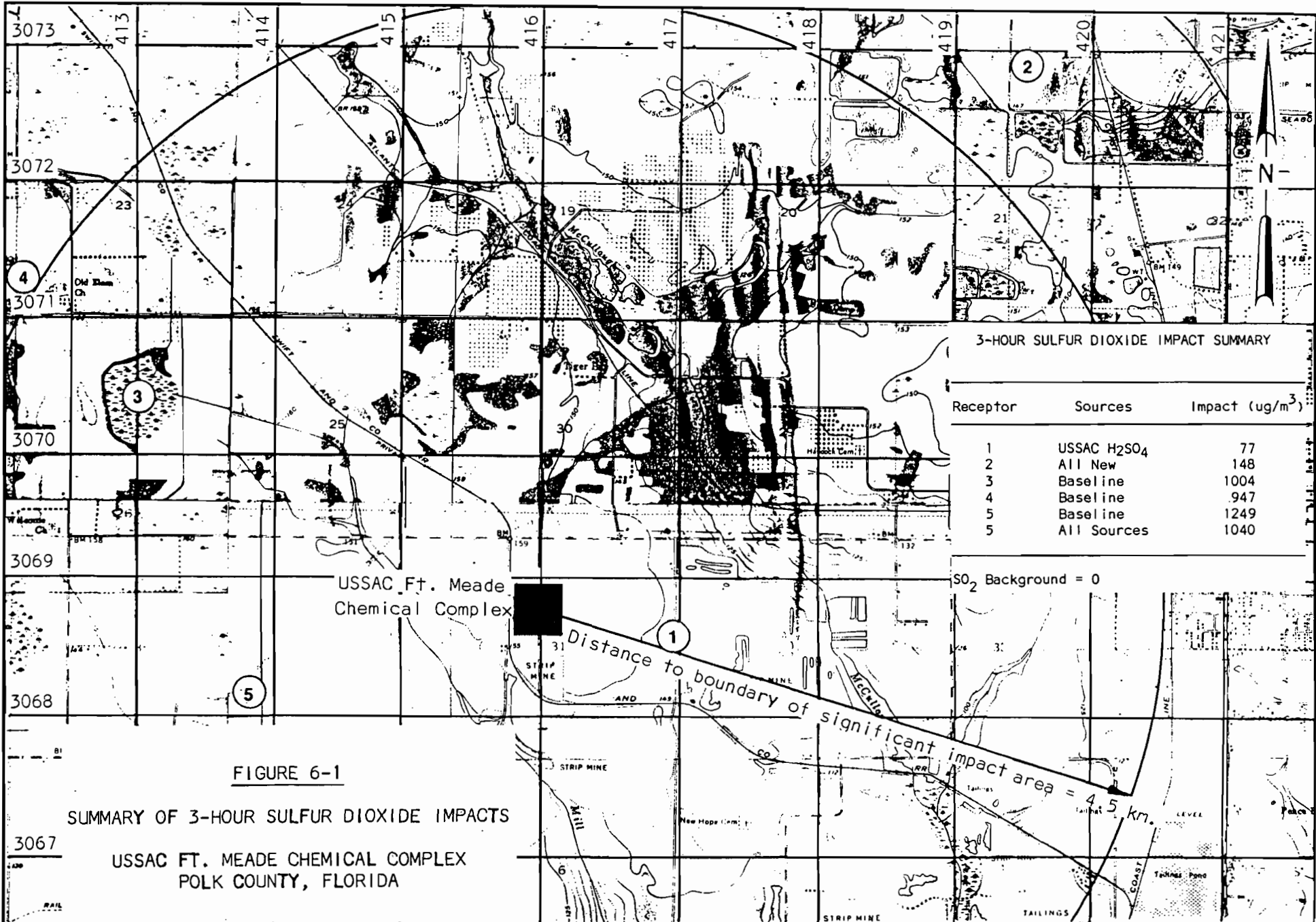
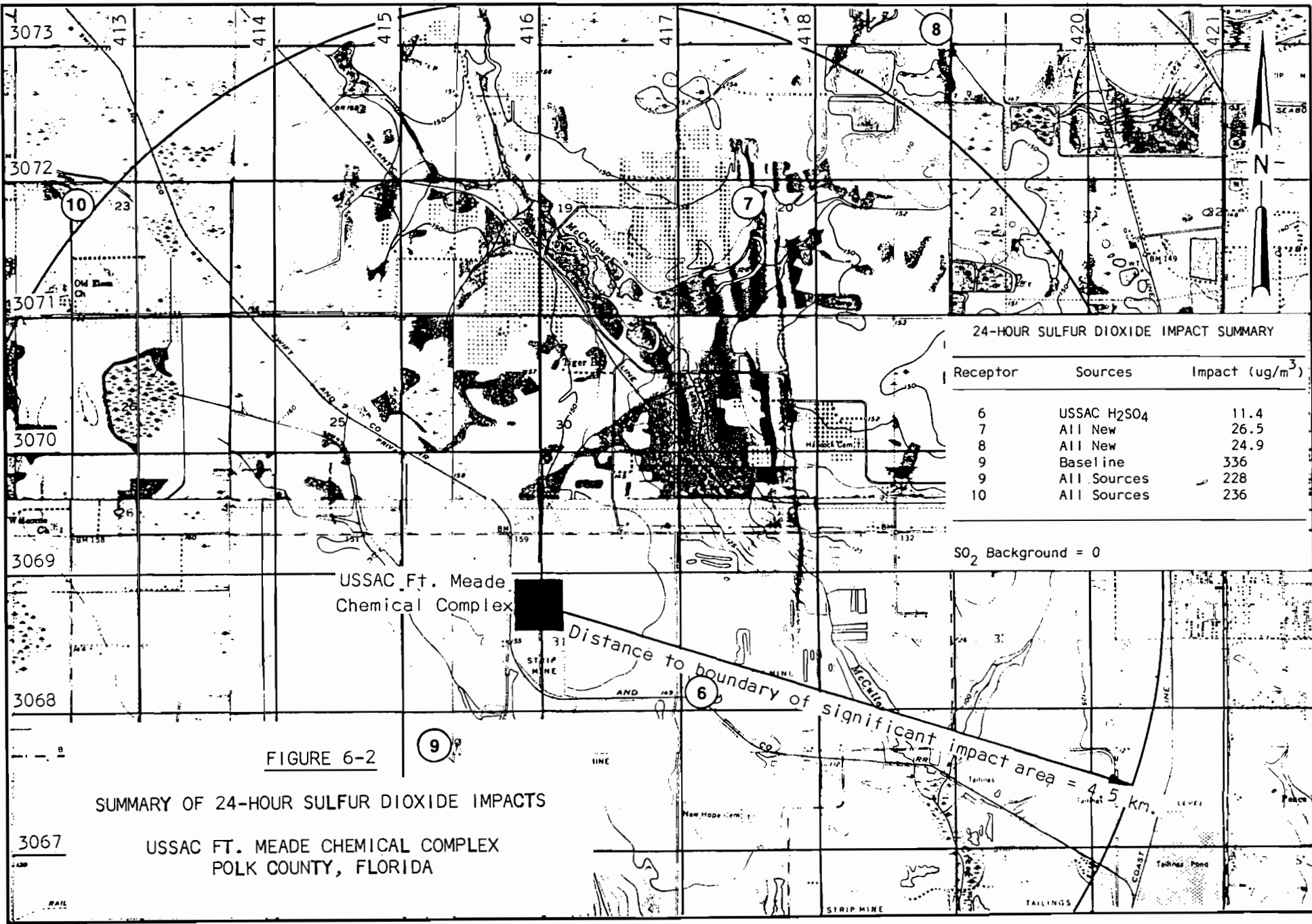


FIGURE 6-1

SUMMARY OF 3-HOUR SULFUR DIOXIDE IMPACTS

USSAC FT. MEADE CHEMICAL COMPLEX  
POLK COUNTY, FLORIDA

6-13



24-HOUR SULFUR DIOXIDE IMPACT SUMMARY

Receptor	Sources	Impact ( $\mu\text{g}/\text{m}^3$ )
6	USSAC H <sub>2</sub> SO <sub>4</sub>	11.4
7	All New	26.5
8	All New	24.9
9	Baseline	336
9	All Sources	228
10	All Sources	236

SO<sub>2</sub> Background = 0

FIGURE 6-2

SUMMARY OF 24-HOUR SULFUR DIOXIDE IMPACTS

USSAC FT. MEADE CHEMICAL COMPLEX  
POLK COUNTY, FLORIDA

SHULTES & KOOGLER

## 7.0 IMPACT ON SOILS, VEGETATION AND VISIBILITY

A qualitative evaluation of the impacts of the proposed modifications on soils, vegetation and visibility in the area has been prepared.

The land use in the general area of the USSAC Ft. Meade Chemical Complex is dedicated to agricultural and mining with agricultural activities being divided between cattle and citrus. Cattle production is limited to an area northwest of the chemical complex and is carried out on property owned by USSAC. Citrus groves are located to the east and southeast of the chemical complex with much of the citrus production being on property owned by USSAC. The town of Ft. Meade, with a population of approximately 5,000, is located approximately 3.5 miles east of the site and scattered residences exist between Ft. Meade and the chemical complex. The proposed expansions of the sulfuric acid plants and phosphoric acid plants proposed by USSAC, including the impacts of increased air pollutant emissions from these facilities, are not anticipated to have a significant impact on any activity presently practiced in the area.

Air quality modeling has demonstrated that sulfur dioxide levels that will exist after the proposed plant modifications will be below secondary air quality standards. Since these standards were

promulgated to protect welfare related values, It is projected that the proposed expansion will not adversely impact soils, vegetation and visibility in the surrounding area.

The air quality modeling has also demonstrated that the impacts of increased sulfuric acid mist and nitrogen oxides emissions resulting from the proposed production rate increases will result in impacts that are below the de minimus impact levels for these pollutants. As a result of this, it is anticipated that the increase in sulfuric acid mist and nitrogen oxides emissions will not adversely impact soils, vegetation and visibility in the area.

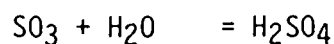
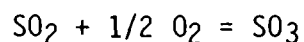

The proposed production rate increase will result in no new jobs and, hence, no impact on population growth or automotive traffic will occur in the area as a result of the expansion. The production rate increase will increase the sulfuric acid production capacity by 36 percent and the phosphoric acid production capacity by 25 percent. The increased sulfuric acid production will require the import of 36 percent more sulfur. This increased sulfuric acid production will be used to produce phosphoric acid. The increases in sulfuric and phosphoric acid production will result in an increase in truck and rail traffic to the chemical complex. The increase in truck and rail traffic will not be significant, however, when compared with traffic that presently exists at the chemical complex.

APPENDIX A  
SULFURIC ACID PLANT INFORMATION



## DESCRIPTION OF SULFURIC ACID PRODUCTION

The principal steps in the process consist of burning sulfur (S) in air to form sulfur dioxide (SO<sub>2</sub>), combining the sulfur dioxide with oxygen (O<sub>2</sub>) to form sulfur trioxide (SO<sub>3</sub>), and combining the sulfur trioxide with water (H<sub>2</sub>O) to form a solution containing sulfuric acid (H<sub>2</sub>SO<sub>4</sub>). The chemical reactions are:



The sulfur is burned with air in a horizontal spray-type sulfur burner. Before the air is admitted to the sulfur burner, it is dried by contact with 98 percent sulfuric acid.

The temperature of the SO<sub>2</sub> gas from the sulfur burner is higher than is required for inlet to the conversion system; therefore, the gas is cooled in a waste heat boiler, which recovers the surplus heat as by-product steam.

From the waste heat boiler, the gas flows to the first pass of the converter system where it is partially converted to sulfur trioxide gas in the presence of vanadium catalyst. The conversion reaction produces heat. Gases leaving the first converter pass flow to the superheater where they are cooled. Temperature of the gas stream downstream of the superheater is controlled in the proper range by by-passing a portion of the gas flow around the superheater. The cool gas stream flows from the superheater to the second converter pass where additional conversion of sulfur dioxide to sulfur trioxide takes place, accompanied by the generation of additional heat. Hot gases leaving the second converter pass are cooled by sending them through the tube side of the hot interpass exchanger.

Cooled gases leaving the heat exchanger flow to the third converter pass where additional conversion of sulfur dioxide to sulfur trioxide takes place. Hot gases leaving the third converter pass are cooled by sending them through the tube side of two gas heat ex-

changers, called cold interpass heat exchangers, connected in series, and the economizer.

Gas leaving the economizer flows to the interpass absorbing tower where the  $\text{SO}_3$  in the gas stream is removed. In the interpass absorbing tower, the  $\text{SO}_3$  does not combine directly with water, but must be combined indirectly by absorbing it in sulfuric acid where the  $\text{SO}_3$  reacts with water in the acid. The temperature of the 98 to 99 percent  $\text{H}_2\text{SO}_4$  circulated over the interpass absorbing tower increases due to the heat of formation and the sensible heat of the gas stream entering the tower. Acid from the bottom of the interpass absorbing tower is circulated through coolers and returned to the top of the tower. Sufficient water is added to the interpass absorption tower system to control the strength of acid circulated over the interpass tower between 98 and 99 percent. Cool gas leaving the interpass absorbing tower, containing unreacted  $\text{SO}_2$ , flows to the shell side of the cold interpass gas heat exchangers where it is heated by gases leaving the third converter pass.

From the shell side of the cold interpass heat exchangers, the gas stream flows to the hot interpass heat exchanger where it is further heated by gases flowing from the second converter pass.

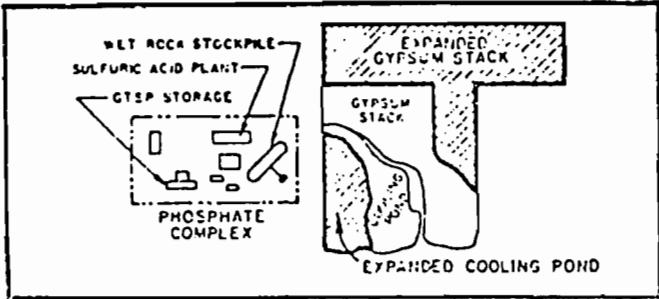
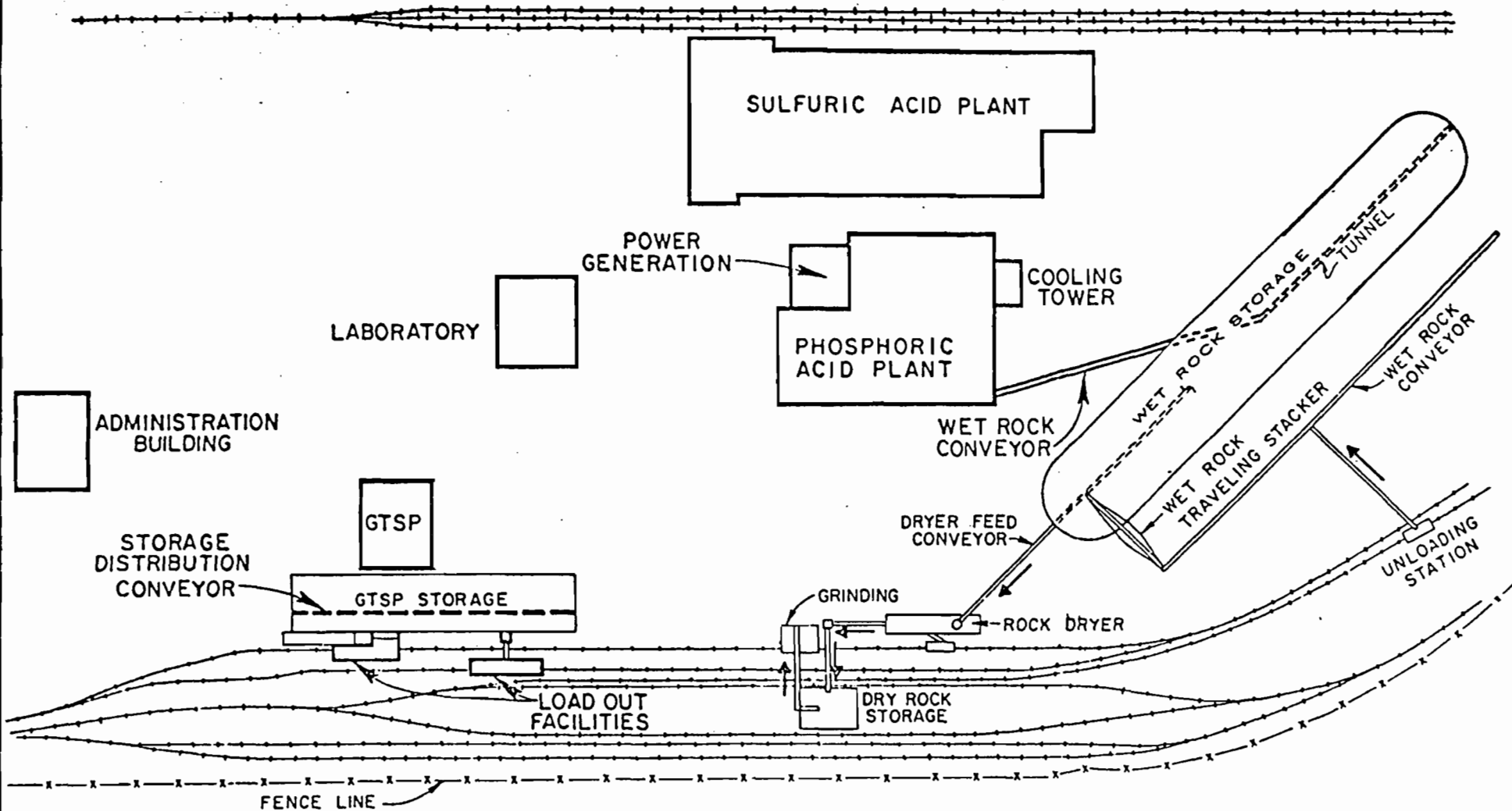
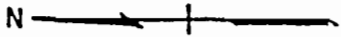
The temperature downstream of the interpass heat exchanger is controlled in the proper range by by-passing a portion of gas around the shell side of the heat exchanger. From the hot interpass heat exchanger, the gas stream flows to the fourth converter pass where final conversion of  $\text{SO}_2$  in the gas stream to  $\text{SO}_3$  is accomplished.

The gas stream from the fourth converter pass flows to the economizer where it is cooled by boiler feedwater and then flows to the final absorbing tower. In the final absorbing tower,  $\text{SO}_3$  in the gas stream reacts with water in the 98 to 99 percent circulating acid. The temperature of the strong acid circulated over the final absorbing tower increases due to the heat of formation and the sensible heat of the gas stream entering the tower. Acid from the bottom of the final absorbing tower is circulated through coolers and returned to the top

of the tower. Sufficient water is admitted to the final absorbing tower system to control the strength of acid circulated over the final acid tower between 98 and 99 percent. That acid produced in the final absorbing tower underflows to the drying/interpass acid pump tank.

Gas leaving the final absorbing tower flows to the atmosphere through a stack.

The 98 percent product acid from the drying acid system is pumped directly through a product cooler to storage.



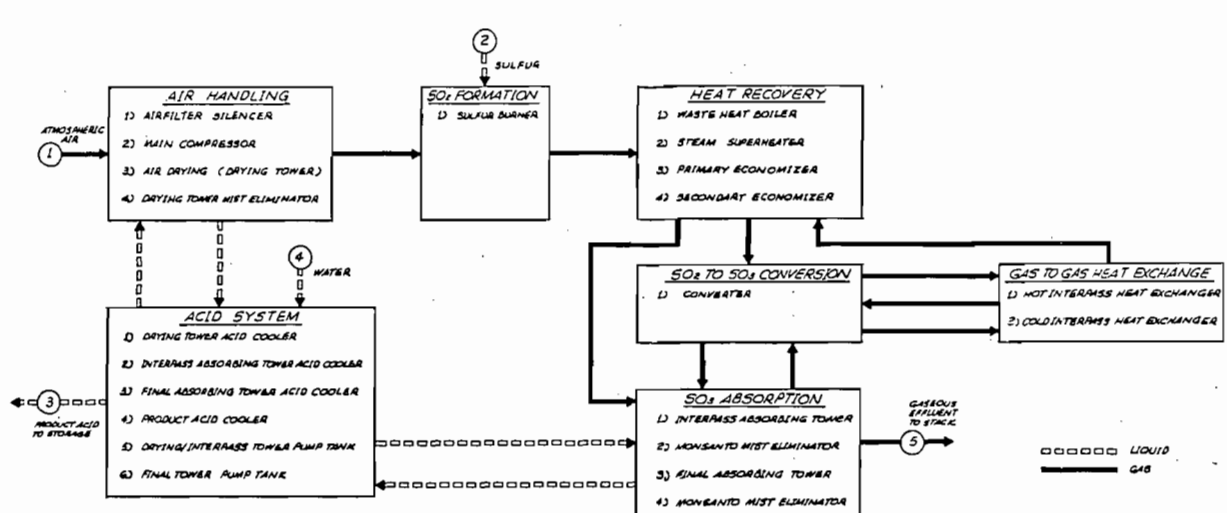
FT. MEADE PHOSPHATE COMPLEX

U.S. STEEL AGRI-CHEMICALS  
FT. MEADE, FLORIDA

GRAPHIC SERVICES - ENGINEERING - PITTSBURGH  
UNITED STATES STEEL CORPORATION

7925/7926	ALTIERI	PRICHARD	5-12-60	PD 108
DF3705-2		STORY		





STREAM COMPONENT UNIT		1	5
SO <sub>2</sub>	SCFM	0	46
SO <sub>3</sub>	SCFM	0	0
O <sub>2</sub>	SCFM	30441	3224
N <sub>2</sub>	SCFM	115209	115209
H <sub>2</sub> O	SCFM	5040	0
TOTAL	SCFM	150690	118780
TOTAL	ACFM	169985	159719

TEMPERATURE °F	45	100	75	100
TEMPERATURE °F	45 <td>100 <td>75 <td>100 </td></td></td>	100 <td>75 <td>100 </td></td>	75 <td>100 </td>	100

STREAM COMPONENT UNIT		2	3	4
LIQUID	SCFM	1373	4253	503
TEMPERATURE °F	71	285	71	
TEMPERATURE °F	71	100	95	

CLIENT: USS ABBOTHEM  
 LOCATION: ADAT HEADS, FLORIDA  
 PRODUCTION: 35000 TPD 48% H<sub>2</sub>SO<sub>4</sub> (100% H<sub>2</sub>SO<sub>4</sub> BASIS)  
 NUMBER OF UNITS: TWO PLANTS  
 CONVERSION: 99.7% CONVERSION OF SO<sub>2</sub> TO SO<sub>3</sub> WITH  
 81% SO<sub>2</sub> TO CONVERTER  
 STANDARD CONDITIONS: 0°C AND 760 MM Hg.  
 EMISSIONS:  
 SO<sub>2</sub>: 4.65 TON/TON 40% H<sub>2</sub>SO<sub>4</sub> PRODUCED  
 ACID MIST: LESS THAN OR EQUIVALENT TO  
 0.15 LBS H<sub>2</sub>SO<sub>4</sub>/TON 40% H<sub>2</sub>SO<sub>4</sub> PRODUCED

STACK: 175' HIGH, 8'-6" I.D.

MONSANTO ENVIRO-CHEM SYSTEMS, INC. ST. LOUIS, MISSOURI		ENVIRONMENTAL PROCESS MATERIAL FLOW DIAGRAM SULFUR BURNING PLANT	
BY	DATE	BY	DATE
BY	DATE	BY	DATE
BY	DATE	BY	DATE
BY	DATE	BY	DATE

APPENDIX B  
PHOSPHORIC ACID PLANT INFORMATION

## DESCRIPTION OF PHOSPHORIC ACID AND FLUOCILICIC ACID PRODUCTION

### PHOSPHORIC ACID PRODUCTION

Phosphoric acid is produced by reacting ground phosphate rock with sulfuric acid (produced as described above). This reaction produces phosphoric acid and gypsum. The details of the rock grinding, reaction, filtration, evaporation, storage and clarification processes necessary to produce the desired product are described in the following sections.

### WET ROCK GRINDING

The proposed wet rock grinding system is designed with the capability of grinding phosphate rock and producing a ground phosphate rock slurry containing no less than 65 percent solids (by weight). The wet rock grinding system is an open circuit system. Open circuit grinding is a method of reducing particle size by a single passage of the material through a mill.

The wet grinding mill is designed to process a feed material having an approximate size analysis of 100 percent minus 1/2 inch and 60 percent plus 35 mesh to a product material of 98 percent minus 35 mesh Tyler.

The unground rock is received from offsite storage via a belt conveyor and/or elevator and stored in the unground rock silo. A bin activator at the discharge cone of this silo provides a steady flow of rock from the silo to the weigh belt feed conveyor that transfers the unground rock to the ball mill. The unground rock feed rate is controlled by varying the speed of the belt.

Fresh water makeup from the mill water supply tank is introduced at two points within the system. A small quantity of this water is used to wash the weigh belt feed conveyor after it discharges rock to the mill. This waste water then enters the rock ball mill feed chute via the belt wash trough. The remainder of the water is used to slurry the rock being fed to the ball mill. The total quantity of water fed to the mill is flow-recorded and is controlled by a ratio-controller



which receives its signal from the weigh belt feed conveyor. This rock-to-water ratio-controller system, together with a density recorder, is used to control the concentration of solids in the product slurry.

The ground phosphate rock slurry from the ball mill discharges through a trommel screen into the agitated rock slurry pump tank. This trommel screen is used to remove ball chips and any other oversize material from the phosphate rock slurry. These materials are discharged from the screen to a solids container for removal to the battery limits. The slurry is then pumped from the rock slurry pump tank to the rock slurry storage tank (or, alternatively, to the reactor) using a variable-speed controlled horizontal centrifugal pump. The rock slurry pump tank is equipped with a level control used to vary the speed of this pump. The rock slurry storage tank is an agitated vessel with four hours of surge capacity at design flow.

A variable-speed controlled horizontal centrifugal pump is used to pump the phosphate rock slurry from the rock slurry storage tank to the isothermal reactor. Installed spare pumps are included to ensure a continuous feed from either the rock slurry pump tank or the rock slurry storage tank. The flow of the phosphate rock slurry is recorded and controlled by a flow recorder-controller. The density of the slurry is also recorded and the combination of flow and density is then used to obtain a flow measurement in tons per hour of phosphate rock, dry basis.

#### REACTION PROCESS

The reactor is specifically designed as a crystallizer to promote controlled growth of the dihydrate gypsum crystals. Adequate crystal growth of the by-product gypsum in the slurry is essential to obtain maximum efficiencies and recoveries in a phosphoric acid plant. Process control is the major factor affecting uniform crystal growth. The internal design and the process control of the reactor are such as to provide the operator with optimum control of the production of phosphoric acid. Vacuum flash evaporation is the most economical and

efficient method of removing the heat of reaction and dilution from the reactor. System response to temperature is kept to a minimum by this method of cooling and by high circulation within the reactor. High circulation also allows accurate control of free sulfates, solids, and acid concentration.

Because of the enclosed environment in which the reaction of phosphate rock and sulfuric acid takes place, gaseous fluoride emissions are minimized.

The phosphoric acid reactor is furnished with a draft tube-type agitator-circulator and a vacuum system for vapor removal from the reactor.

The reactor dimensions provide for ample vapor/liquid disengaging space so as to eliminate entrainment.

A propeller-type, top-mounted, agitator-circulator with an electric motor drive is used in the reactor. The impeller is located within the draft tube to achieve proper circulation of the slurry.

The reactor is sufficient to provide a total system retention time (reactor plus filter feed tank) of four hours and allow ample vapor disengaging area.

The agitator-circulator is located in a draft tube to circulate the slurry at a rate to insure the proper conditions are maintained at all points.

Raw material feed is designed for rapid dispersion into the circulating mass of the reactor slurry. The ground rock slurry is fed into the reactor bottom, entering the upward flow into the draft tube. Sulfuric acid is distributed just above the propeller in the draft tube at the point of highest turbulence in the reactor. Recycle acid is fed to the slurry surface in the annular area of the reactor.

The reaction of concentrated sulfuric acid and phosphate rock yields phosphoric acid and gypsum. With the vessel operating under a vacuum of 9 inches Hg absolute and a temperature of 174°F, continuous

flash evaporation at the slurry surface removes the exothermic heat of reaction.

Fluorine and carbon dioxide gases are also evolved due to the acidic decomposition of the phosphate rock.

The vapors from the top of the reactor enter the barometric condenser where condensable vapors are removed by direct contact with pond water. The non-condensable vapors containing carbon dioxide and air are removed by the steam jet ejector. As an alternate, vacuum pumps the same size as the filter vacuum pump may be utilized.

Slurry containing phosphoric acid and gypsum overflows the reactor to the filter feed tank which serves both as a seal tank and a surge tank. The overflow piping configuration is vented and provides smooth flow of the slurry from the reactor to the filter feed tank. The vent gases from the filter feed tank are piped to the fume scrubber for the removal of residual fluoride vapors before discharge to the atmosphere. An Auto-Analyzer pulls a sample from the filter feed tank to continuously monitor the free sulfate concentration in the filtrate.

#### FILTRATION PROCESS

In the filtration section, the phosphoric acid and by-product gypsum are separated on a horizontal, rotary vacuum filter with wet cake discharge and three counter-current washes.

The filter feed slurry is pumped to a splitter box, then flows by gravity to the slurry distributor which evenly distributes the slurry. A pre-cut, or cloudy port, section separates the first portion of filtrate coming through the cloth before the cake is formed. This removes fine solids and insures against the possibility of product dilution by carryover from the cloth wash section.

A conveyor removes most of the dry cake and discharges it into a hopper where it is slurried with pond water and pumped to battery limits. The remaining layer of gypsum is removed by washing with water. The cloth is also thoroughly cleaned by the high pressure

water. This water and small amount of gypsum is recirculated to the wash box for the final wash.

#### EVAPORATION PROCESS

Clarified and aged 29 percent  $P_2O_5$  phosphoric acid is concentrated in two stages to produce 2000 TPD  $P_2O_5$  as 54 percent  $P_2O_5$  phosphoric acid. The 40 percent  $P_2O_5$  phosphoric acid produced by the first stage evaporators is clarified and aged before evaporation to 54 percent  $P_2O_5$  phosphoric acid in the second stage evaporators. Evaporation is carried out in two 40 percent and two 54 percent evaporators. Provision is made for the recovery of fluorine.

The 40 percent evaporation circuit receives 29 percent  $P_2O_5$  clarified and aged acid. The 40 percent  $P_2O_5$  acid product is returned from each evaporator to the 40 percent  $P_2O_5$  acid clarifier tank in the tank farm for further clarification and aging. This includes recycle acid required for 40 percent clarification.

The 54 percent evaporation circuit receives clarified and aged 40 percent acid. The 54 percent  $P_2O_5$  acid product is pumped from each evaporator to the 54 percent  $P_2O_5$  accumulator tank in the tank farm for further clarification, aging, and shipment.

The 29 percent  $P_2O_5$  acid feed contains 1 percent or less solids. Concentration and precipitation in the evaporator raises the solids concentration in the 40 percent  $P_2O_5$  product returned to the tank farm to a value of 4.4 percent. The 40 percent  $P_2O_5$  acid feed contains 0.75 percent or less solids. Concentration and precipitation in the evaporator will raise the solids concentration in the 54 percent  $P_2O_5$  product returned to the tank farm to a design value of 5 percent.

Heater condensate is collected in a condensate flash tank and then transferred to two condensate storage tanks located in the clarification tank farm area. Condensate is monitored for conductivity contamination at three locations.

Each of the two 40 percent evaporators has a single barometric condenser and a single steam ejector which maintain an operating vacuum of 6.8 inches Hg absolute at the outlet of the entrainment separator. Each of the 54 percent evaporators has a barometric condenser and a two stage steam ejector system with intercondenser, which maintains an operating vacuum of 2.5 inches Hg absolute at the outlet of the entrainment separator.

The constant liquid level in the body is designed to provide sufficient submergence to suppress flashing in the heat exchanger tubes. Provision is made for 98 percent  $H_2SO_4$  addition at 20 GPM for evaporator washing and boilouts.

#### STORAGE AND CLARIFICATION PROCESS

The storage and clarification area comprises the tank farm for 29 percent, 40 percent and 54 percent  $P_2O_5$  storage and clarification. Clarification for 29 percent and 40 percent  $P_2O_5$  is via rake clarifier. Clarification of 54 percent  $P_2O_5$  acid incorporates inclined tray settlers (Lamella settlers). In addition, two 8 hour condensate storage tanks are located in this tank farm.

Filtrate acid from the filtration area containing 29 percent  $P_2O_5$  and approximately 2 percent solids is added to the feedwell of a conventional rake clarifier for initial clarification. The overflow from this tank, containing less than 1 percent solids, is pumped to an agitated storage tank. Sludge acid raked off the bottom of the clarifier is returned to the filter feed tank at a nominal 20 percent solids loading. Clarified 29 percent  $P_2O_5$  acid from the agitated tank is pumped to the 40 percent evaporators for concentration to 40 percent  $P_2O_5$ .

The 40 percent phosphoric acid containing 4.4 percent solids is pumped from the evaporators to the feedwell of a conventional rake clarifier for initial clarification. Overflow product containing less than 0.75 percent solids is pumped to a storage tank. A third agitated storage tank is used as a swing tank for either clarified 29 percent or

40 percent acid. Sludge raked off the bottom of the 40 percent P<sub>2</sub>O<sub>5</sub> acid clarifier is returned to the 29 percent P<sub>2</sub>O<sub>5</sub> clarifier at a nominal 20 percent solids loading. Clarified 40 percent P<sub>2</sub>O<sub>5</sub> acid from the agitated storage tank is pumped to the 54 percent evaporators for concentration to 54 percent P<sub>2</sub>O<sub>5</sub>.

The 54 percent P<sub>2</sub>O<sub>5</sub> phosphoric acid containing 5 percent solids is pumped from the evaporators to an agitated tank.

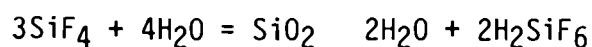
#### FLUOSILICIC ACID PRODUCTION

A fluosilicic acid recovery system consists essentially of a spray tower located between the phosphoric acid evaporator and the barometric condenser. This spray tower receives vapors from the phosphoric acid evaporator. Fluorine (as HF and SiF<sub>4</sub>), water vapor, and minor amounts of air and entrained P<sub>2</sub>O<sub>5</sub> (as H<sub>3</sub>PO<sub>4</sub>), are the major constituents of this stream.


An aqueous solution of H<sub>2</sub>SiF<sub>6</sub> is sprayed into the tower to scrub the fluorine compounds in the vapor stream. The H<sub>2</sub>SiF<sub>6</sub> solution absorbs the fluorine compounds as the vapor stream and solution approach chemical equilibrium. A small portion of this solution is taken as product and the remainder is recycled back to the scrubber. Water is added to the recycled solution to maintain the desired volume and concentration.

The flow of fluosilicic acid is counter-current to the flow of phosphoric acid in the evaporation system. Phosphoric acid is fed to the first stage evaporator at approximately 30 percent P<sub>2</sub>O<sub>5</sub> and concentrated to 42 percent. During this step of concentration, fluorine in the form of SiF<sub>4</sub> is evolved. During the second stage of P<sub>2</sub>O<sub>5</sub> concentration (42 percent to 54 percent P<sub>2</sub>O<sub>5</sub>) the fluorine evolution is in the form of both HF and SiF<sub>4</sub>.

In the production of fluosilicic acid, the fluorine compounds from the second stage evaporator are scrubbed first with a solution containing 10 to 11 percent H<sub>2</sub>SiF<sub>6</sub>. This solution also contains the HF evolved from this evaporator. The primary reaction that occurs in this scrubber is as follows:



However, a second reaction takes place because of the dissolved HF in the solution. It is as follows:



All of the dissolved HF is not reacted in this stage of the scrubbing process, and it is carried in solution to the scrubber on the first stage evaporator. Additional fluoride compounds are absorbed in this scrubber. The chemical reactions are the same as those previously shown. The concentration of the  $\text{H}_2\text{SiF}_6$  solution is raised to 25 percent by the absorption step and a side stream is taken as product. The concentration is maintained at this level by adding the scrubber liquor from the second stage evaporator.  $\text{P}_2\text{O}_5$  entrainment in the scrubber liquor is kept to a *minimum* by use of an entrainment separator installed in the inlet to the evaporator body.



SULFURIC ACID PLANT

POWER GENERATION

COOLING TOWER

LABORATORY

PHOSPHORIC ACID PLANT

WET ROCK CONVEYOR

ADMINISTRATION BUILDING

WET ROCK STORAGE TUNNEL

WET ROCK TRAVELING STACKER

WET ROCK CONVEYOR

DRYER FEED CONVEYOR

GRINDING

ROCK DRYER

UNLOADING STATION

STORAGE DISTRIBUTION CONVEYOR

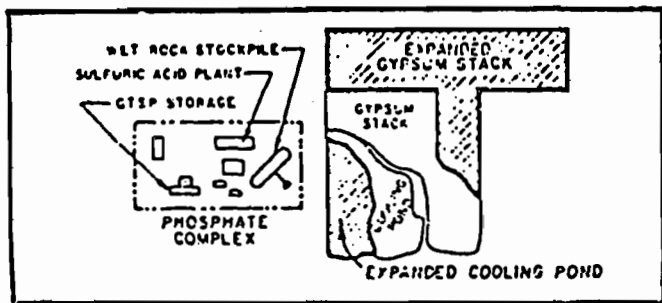
GTSP

GTSP STORAGE

LOAD OUT FACILITIES

DRY ROCK STORAGE

FENCE LINE



FT. MEADE PHOSPHATE COMPLEX

U.S. STEEL AGRI-CHEMICALS  
FT. MEADE, FLORIDA

GRAPHIC SERVICES - ENGINEERING - PITTSBURGH  
UNITED STATES STEEL CORPORATION

7925/7926  
DF3705-2

ALTIERI

FRICHARD  
STORY

5-12-60

PD 108





APPENDIX C  
SULFUR DIOXIDE AND FLUORIDE  
EMISSION RATE CALCULATIONS

EMISSION RATE CALCULATIONS  
USSAC FT. MEADE CHEMICAL COMPLEX

I. SULFUR DIOXIDE EMISSIONS

Two sulfuric acid plants presently permitted for a production rate of 2,200 tons/day, each, of 100 percent sulfuric acid (PSD-FL-064) will increase rate to 3,000 tons/day, each, of 100 percent sulfuric acid. This will affect SO<sub>2</sub>, acid mist, NO<sub>x</sub> and CO emissions from the two plants.

A. Present

$$\begin{aligned} E &= 2200 \text{ tons/day} \times 4.0 \text{ lb SO}_2/\text{ton} \times 1/24 \text{ day/hour} \\ &= 366.7 \text{ lb SO}_2/\text{hour, each plant} \\ &\quad \times 7967 \text{ hr/year} \times 1/2000 \text{ ton/lb} \\ &= 1460 \text{ tpy, each plant} \end{aligned}$$

B. Proposed

$$\begin{aligned} E &= 3000 \text{ tons/day} \times 4.0 \text{ lb SO}_2/\text{ton} \times 1/24 \text{ day/hour} \\ &= 500.0 \text{ lb SO}_2/\text{hour, each plant} \\ &\quad \times 7967 \text{ hr/year} \times 1/2000 \text{ ton/lb} \\ &= 1992 \text{ tpy, each plant} \end{aligned}$$

II. SULFURIC ACID MIST EMISSIONS

A. Present

$$\begin{aligned} E &= 2200 \times 0.15 \times 1/24 \\ &= 13.8 \text{ lb/hour, each plant} \\ &= 54.8 \text{ tpy, each plant} \end{aligned}$$

B. Proposed

$$\begin{aligned} E &= 3000 \times 0.15 \times 1/24 \\ &= 18.8 \text{ lb/hour, each plant} \\ &= 74.7 \text{ tpy, each plant} \end{aligned}$$

### III. NITRIC OXIDES EMISSIONS

Emission Factor -  $2.1 \times 10^{-6}$  lb NO<sub>x</sub>/dscf (from PSD-FL-014)

#### A. Present

PSD Approval PSD-FL-064 permits an annual NO<sub>x</sub> emission rate of 44.0 tons per year from each sulfuric acid plant.

#### B. Proposed

$$\begin{aligned} Q &= 70,400 \text{ dscf/ton} \times 3000 \text{ tpd} \times 1/1440 \text{ day/min} \\ &= 146,667 \text{ dscfm} \end{aligned}$$

$$\begin{aligned} E &= 146,667 \text{ dscfm} \times 60 \times 2.1 \times 10^{-6} \\ &= 18.5 \text{ lb/hour, each plant} \\ &= 73.6 \text{ tpy, each plant} \end{aligned}$$

### IV. CARBON MONOXIDE EMISSIONS

Sulfur consumption per ton of acid is 0.335 tons. Carbon content is approximately 0.25%; assumed to be petroleum.

CO emissions factor (AP-42) is 0.005 lb CO/gal

#### A. Present

$$\begin{aligned} E &= 2200 \text{ tpd} \times 332 \text{ day/year} \times 0.335 \text{ ton S/ton acid} \\ &\quad \times 0.0025 \text{ ton C/ton S} \times 2000 \text{ lb/ton} \\ &\quad \times 1/8.0 \text{ gal/lb} \times 0.005 \text{ lb CO/gal} \\ &\quad \times 1/2000 \text{ ton/lb} \\ &= 0.4 \text{ tpy, each plant} \end{aligned}$$

#### B. Proposed

$$\begin{aligned} E &= 3000 \text{ tpd} \times 332 \text{ day/year} \times 0.335 \times 0.0025 \times 1/8.0 \times 0.005 \\ &= 0.5 \text{ tpy, each plant} \end{aligned}$$

## V. FLUORIDE EMISSIONS

Two phosphoric acid plants presently permitted for a production rate of 800 tons/day of  $P_2O_5$ , each, (PSD-FL-064) will increase rate to 1000 tons/day of  $P_2O_5$ , each. This will affect fluoride emissions from the acid plants and the cooling water ponds. The cooling water ponds will be affected because of an increased heat load to the ponds.

### A. Phosphoric Acid Plants

#### 1. Present

PSD Approval PSD-FL-064 permits a fluoride emission rate of 2.5 tons per year from each phosphoric acid plant.

#### 2. Proposed

$$\begin{aligned} E &= 1000 \text{ tpd} \times 332 \text{ day/year} \times 0.02 \text{ lbs F/ton} \times 1/2000 \times 1/0.95 \text{ loss} \\ &= 3.5 \text{ tpy, each plant} \end{aligned}$$

### B. Cooling Ponds

Currently Permitted Conditions (PSD-FL-064)

1. Production Rate - 1600 tpd  $P_2O_5$

#### 2. Heat Load to Pond System

Phosphoric Acid Plant	
Scrubbers & Condensers	- $2.29 \times 10^8$ BTU/hr
Gypsum Slurry	- $1.28 \times 10^8$ BTU/hr
GTSP Plant	- $0.24 \times 10^8$ BTU/hr

---

TOTAL -  $3.81 \times 10^8$  BTU/hr

#### 3. Average Flows and Temperatures to Pond System

To Cooling Pond	
Phosphoric Acid Scrubbers & Condensers	- 20,500 gpm at 94°F
GTSP Plant	- 3,000 gpm at 90°F

---

TOTAL - 23,500 gpm at 93.5°F  
or  
 $4.51 \times 10^6$  ft<sup>3</sup>/day

To Gypsum Stack  
Phosphoric Acid Plant

- 5,400 gpm at 114°F  
or  
 $1.04 \times 10^6 \text{ ft}^3/\text{day}$

#### 4. Pond Parameters

##### Size

Cooling Pond - 84 Acres  
Gypsum Pond - 40 Acres

##### Temperatures

###### Influent

Cooling Pond - 93.5°F  
Gypsum Pond - 114.0°F

###### Effluent

Cooling Pond - 75.0°F  
Gypsum Pond - 75.0°F

Ambient Air - 72.5°F

#### 5. Pond Area Required to Cool Influent Water to Effluent Temperature of 75°F.

$$(t_i - t_a) / (t_o - t_a) = \exp [(7.21A) / Q]$$

Where  $t_i$  = Influent Temperature, °F  
 $t_o$  = Effluent Temperature, °F  
 $t_a$  = Equilibrium Temperature, °F  
A = Pond Area,  $\text{ft}^2$   
Q = Flow to Pond,  $\text{ft}^3/\text{day}$

##### Cooling Pond

$$\begin{aligned} (93.5 - 72.5) / (75.0 - 72.5) &= \exp [(7.21A) / 4.51 \times 10^6] \\ 8.40 &= \exp (1.60A \times 10^{-6}) \\ A &= 1.33 \times 10^6 \text{ ft}^2 \\ &= 30.6 \text{ Acres}^* \end{aligned}$$

\*In this segment of the pond, the water temperature will decrease from 93.5°F to 75°F. In the remainder of the pond, (84.0 - 30.6 = 53.4 acres), the temperature will average 75°F.

Gypsum Pond

$$\begin{aligned} (114.0 - 72.5)/(75.0 - 72.5) &= \exp [(7.21A)/1.04 \times 10^6] \\ 16.60 &= \exp (6.93A \times 10^{-6}) \\ A &= 0.41 \times 10^6 \text{ ft}^2 \\ &= 9.3 \text{ Acres}^{**} \end{aligned}$$

\*\*In this segment of the pond, the water temperature will decrease from 114°F to 75°F. In the remainder of the Gypsum Pond, (40.0 - 9.3 = 30.7 acres), the temperature will average 75°F.

## 6. Pond System Fluoride Emissions

### For Constant Temperature Ponds

$$N_{fC} = 3.653 \times 10^{-3} \times \exp (a + bt + ct^2) \quad [1]$$

where  $N_{fC}$  = average fluoride emission rate  
(lb/acre-day)

$$\begin{aligned} a &= 26.1131 \text{ (a constant)} \\ b &= -0.4708 \text{ (a constant)} \\ c &= 0.002746 \text{ (a constant)} \\ t &= \text{pond temperature (}^\circ\text{F)} \end{aligned}$$

The constants a, b and c were derived by TRW (1) from the fluoride vapor pressure data developed by King (2).

### For Cooling Ponds (temperature variable)

$$\begin{aligned} N_{fV} &= \frac{\text{Total pond fluoride emissions (lb/day)}}{\text{Pond area (acres)}} \\ &= \frac{K \times 3.653 \times 10^{-3} \int_{t_0}^{t_i} \frac{\exp (a + bt + ct^2) dt}{t - t_a}}{K \times \log_e (t_i - t_a)/(t_0 - t_a)} \quad [2] \end{aligned}$$

where  $N_{fV}$  = average fluoride emission rate  
(lb/acre-day)

$$\begin{aligned} a, b, c &= \text{constants as in equation [1]} \\ t_i &= \text{pond inlet temperature (}^\circ\text{F)} \\ t_0 &= \text{pond outlet temperature (}^\circ\text{F)} \\ t_a &= \text{average ambient air temperature (}^\circ\text{F)} \\ t &= \text{pond temperature at any given point (}^\circ\text{F)} \\ K &= \text{a constant which cancels and is} \\ &\quad \text{eliminated from the equation} \end{aligned}$$

(1) See attached TRW correspondence dated 8/27/80

(2) King, W. R. and Ferrel, J.K., EPA-650/2-74-095, October, 1974.

## Fluoride Emissions

### Cooling Pond

#### Variable Temperature Portion

$$\begin{aligned} Nfv &= 1.49 \text{ lb/acre-day (numerator of Equation [2]} \\ &\quad \text{evaluated by computer using Simpson's Rule).} \\ Ecv &= (1.49 \text{ lb/acre-day}) \times 30.6 \text{ acres} \\ &= 45.6 \text{ lb F/day} \\ &= 8.3 \text{ tons F/year} \end{aligned}$$

#### Constant Temperature Portion

$$\begin{aligned} Nfc &= 1.89 \text{ lb/acre-day (from Equation [1] with } t = 75^{\circ}\text{F)} \\ Ecf &= (1.89 \text{ lb/acre-day}) \times 53.4 \text{ acres} \\ &= 101.0 \text{ lb F/day} \\ &= 18.4 \text{ tons F/year} \end{aligned}$$

### Gypsum Pond

#### Variable Temperature Portion

$$\begin{aligned} Nfv &= 2.16 \text{ lb/acre-day (from Equation [2])} \\ Egv &= 2.16 \times 9.3 \text{ acres} \\ &= 20.1 \text{ lb F/day} \\ &= 3.7 \text{ tons F/year} \end{aligned}$$

#### Constant Temperature Portion

$$\begin{aligned} Nfc &= 1.89 \text{ lb/acre-day (from Equation [1])} \\ Egc &= 1.89 \times 30.7 \text{ acres} \\ &= 58.0 \text{ lb F/day} \\ &= 10.6 \text{ tons F/year} \end{aligned}$$

### Total Fluoride Emissions from Present Pond System

$$\begin{aligned} Et &= 8.3 + 18.4 + 3.7 + 10.6 \text{ tons/year} \\ &= 41.0 \text{ tons F/year} \end{aligned}$$



Proposed Conditions

1. Production Rate - 2000 tpd  $P_2O_5$

2. Heat Load to Pond System

Phosphoric Acid Plant	
Scrubbers & Condensers	- $2.86 \times 10^8$ BTU/hr
Gypsum Slurry	- $1.60 \times 10^8$ BTU/hr
GTSP Plant	- $0.24 \times 10^8$ BTU/hr

---

TOTAL -  $4.70 \times 10^8$  BTU/hr

3. Average Flows and Temperatures to Pond System

To Cooling Pond	
Phosphoric Acid Scrubbers & Condensers	- 25,610 gpm at $94^\circ\text{F}$
GTSP Plant	- 3,000 gpm at $90^\circ\text{F}$

---

TOTAL - 28,610 gpm at  $93.6^\circ\text{F}$   
or  $5.49 \times 10^6$  ft<sup>3</sup>/day

To Gypsum Stack	
Phosphoric Acid Plant	- 6,750 gpm at $114^\circ\text{F}$
	or $1.30 \times 10^6$ ft <sup>3</sup> /day

4. Pond Parameters

Size	
Cooling Pond	- 84 Acres
Gypsum Pond	- 40 Acres

Temperatures	
Influent	
Cooling Pond	- $93.6^\circ\text{F}$
Gypsum Pond	- $114.0^\circ\text{F}$

Effluent	
Cooling Pond	- $75.0^\circ\text{F}$
Gypsum Pond	- $75.0^\circ\text{F}$

Ambient Air -  $72.5^\circ\text{F}$

5. Pond Area Required to Cool Influent Water to Effluent Temperature of 75°F.

$$(t_i - t_a) / (t_o - t_a) = \exp [(7.21A) / Q]$$

Where  $t_i$  = Influent Temperature, °F  
 $t_o$  = Effluent Temperature, °F  
 $t_a$  = Equilibrium Temperature, °F  
 $A$  = Pond Area, ft<sup>2</sup>  
 $Q$  = Flow to Pond, ft<sup>3</sup>/day

Cooling Pond

$$(93.5 - 72.5) / (75.0 - 72.5) = \exp [(7.21A) / 5.49 \times 10^6]$$

$$8.40 = \exp (1.31A \times 10^{-6})$$

$$A = 1.62 \times 10^6 \text{ ft}^2$$

$$= 37.2 \text{ Acres}^*$$

\*In this segment of the pond, the water temperature will decrease from 93.5°F to 75°F. In the remainder of the pond, (84.0 - 37.2 = 46.8 acres), the temperature will average 75°F.

Gypsum Pond

$$(114.0 - 72.5) / (75.0 - 72.5) = \exp [(7.21A) / 1.30 \times 10^6]$$

$$16.60 = \exp (5.55A \times 10^{-6})$$

$$A = 0.51 \times 10^6 \text{ ft}^2$$

$$= 11.6 \text{ Acres}^{**}$$

\*\*In this segment of the pond, the water temperature will decrease from 114°F to 75°F. In the remainder of the Gypsum Pond, (40.0 - 11.6 = 28.4 acres), the temperature will average 75°F.

6. Pond System Fluoride Emissions

Fluoride Emissions

Cooling Pond  
 Variable Temperature Portion

$$Nfv = 1.49 \text{ lb/acre-day (numerator of Equation [2] evaluated by computer using Simpson's Rule).}$$

$$Ecv = (1.49 \text{ lb/acre-day}) \times 37.2 \text{ acres}$$

$$= 55.4 \text{ lb F/day}$$

$$= 10.1 \text{ tons F/year}$$

Constant Temperature Portion

$$\begin{aligned} N_{fc} &= 1.89 \text{ lb/acre-day (from Equation [1] with } t = 75^{\circ}\text{F)} \\ E_{cf} &= (1.89 \text{ lb/acre-day}) \times 42.0 \text{ acres} \\ &= 88.4 \text{ lb F/day} \\ &= 16.1 \text{ tons F/year} \end{aligned}$$

Gypsum Pond

Variable Temperature Portion

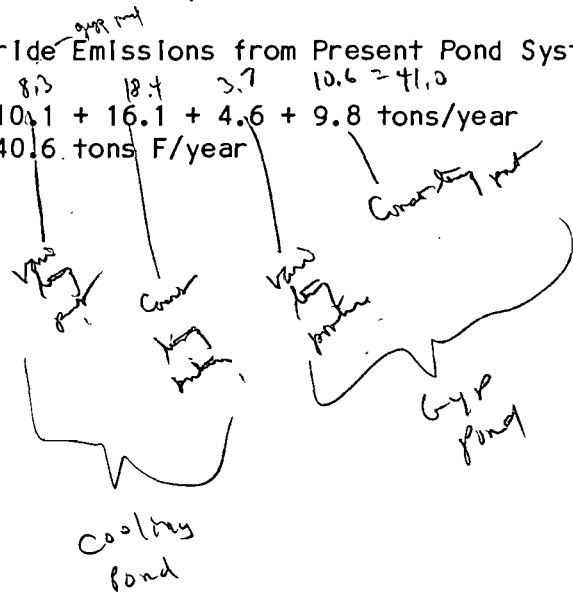
$$\begin{aligned} N_{fv} &= 2.16 \text{ lb/acre-day (from Equation [2])} \\ E_{gv} &= 2.16 \times 11.6 \text{ acres} \\ &= 25.1 \text{ lb F/day} \\ &= 4.6 \text{ tons F/year} \end{aligned}$$

Constant Temperature Portion

$$\begin{aligned} N_{fc} &= 1.89 \text{ lb/acre-day (from Equation [1])} \\ E_{gc} &= 1.89 \times 28.4 \text{ acres} \\ &= 53.7 \text{ lb F/day} \\ &= 9.8 \text{ tons F/year} \end{aligned}$$

Total Fluoride Emissions from Present Pond System

$$\begin{aligned} E_t &= 10.1 + 16.1 + 4.6 + 9.8 \text{ tons/year} \\ &= 40.6 \text{ tons F/year} \end{aligned}$$



APPENDIX D

AMBIENT SULFUR DIOXIDE  
MONITORING REPORT FOR  
THE PERIOD  
FEBRUARY - JUNE, 1983

FINAL REPORT  
AMBIENT AIR MONITORING NETWORK

USS AGRI-CHEMICALS  
FT. MEADE, FLORIDA

JUNE 1983

SHOLTES & KOOGLER  
ENVIRONMENTAL CONSULTANTS, INC.  
1213 N.W. 6TH STREET  
GAINESVILLE, FLORIDA 32601  
(904) 377-5822

TABLE OF CONTENTS

	<u>PAGE</u>
1.0 EXECUTIVE SUMMARY.....	1
2.0 INTRODUCTION.....	2
3.0 RESULTS OF AMBIENT MONITORING.....	6
4.0 QUALITY ASSURANCE.....	7

## 1.0 EXECUTIVE SUMMARY

In February of 1983, Sholtes & Koogler, Environmental Consultants, Inc. (SKEC) of Gainesville, Florida established an ambient air sampling station and trained personnel of the USS Agri-Chemicals plant in its operation. The monitoring site was located to the east of the company's facility near Ft. Meade, Florida. This report deals with the data collected from that station during four months of 1983. These data indicate ambient levels of sulfur dioxide well before any applicable ambient air standard.

This monitoring activity was required as part of the PSD review process required for proposed new construction by the Florida Department of Environmental Regulation.

## 2.0 INTRODUCTION

USS Agri-Chemicals is proposing to increase the permitted production capacity of two sulfuric acid plants and a phosphoric acid plant at the USSAC Ft. Meade Chemical Complex. The two existing sulfuric acid plants at the facility, each presently rated at a production capacity of 2,200 tons of 100 percent sulfuric acid per day, will each be upgraded to a production capacity of 3,000 tons per day 100 percent sulfuric acid. This increase in sulfuric acid production will support a 400 tons per day increase in phosphoric acid production. This will result in increasing the phosphoric acid production capacity at the facility from 1,600 tons per day to 2,000 tons per day.

The USSAC Ft. Meade Chemical Complex is located in Polk County on Highway 630 approximately six kilometers from Ft. Meade, Florida. The UTM coordinates are Zone 17, 417.1 kilometers east and 3,068.23 kilometers north (SAROAD I.D. No. 10-3680-030-J05).

Potential air pollutant emission rates were calculated for the proposed modifications. Based on the calculations, it was determined that the modification proposed by USSAC will result in significant emission increases of sulfur dioxide (1,064 tons per year), sulfuric acid mist (40 tons per year), and nitrogen oxides (59 tons per year). The fluoride emission increase resulting from the increased capacity of the phosphoric acid plant and the associated effect on the process water ponds will be 1.6 tons per year; an emission increase less than the 3.0 tons per year de minimus emission limit.



Based on the emission rate increases expected as a result of the proposed modifications, the project will be subject to PSD review for sulfur dioxide, sulfuric acid mist and nitrogen oxides only. Included in the PSD review there must be an air quality review which includes air quality monitoring and air quality modeling.

The monitoring requirements for the three subject pollutants were discussed with the FDER staff. It was agreed that continuous monitoring would be conducted for sulfur dioxide at one monitoring site east of the Chemical Complex for a period of four months. It was further agreed that the air quality review for sulfuric acid mist and nitrogen oxides could be prepared without using site specific air quality monitoring data. For this reason, air quality monitoring was not proposed for sulfuric acid mist or nitrogen oxides.

The SKEC ambient air monitoring system consists of a continuous monitoring station for the air pollutant sulfur dioxide. Data recording consisted of strip chart recordings and manual data reduction therefrom. All equipment is certified to be EPA equivalent and was operated in conformance with EPA Quality Assurance guidelines and a written quality assurance plan approved by the Florida Department of Environmental Regulation.

The station equipment consisted of the following:

- 1 each Meloy Laboratories Model SA285 Sulfur Dioxide Analyzer with Automatic Calibration Option,
- 1 each Meloy Laboratories Model CS-10 Calibrator for the Model SA285 Sulfur Dioxide Analyzer, and
- 1 each Esterline-Angus Mini-Servo Stripchart Recorder with Five-Inch Chart.

The continuous monitor installed at this station was provided with an automatic calibration system which carried out this function every night at approximately the midnight hour. Otherwise the operation of the system was intended to be somewhat normal as required for PSD level monitoring activities.

A complete file of weekly and monthly log sheets is available in the offices of SKEC in Gainesville, Florida, should any question arise with respect to the operation of this system. All data from the sulfur dioxide measuring instrument have been reduced manually from the stripchart recorders. In similar fashion to the log sheets, the stripcharts are permanently retained in storage by SKEC in Gainesville.

The monitoring station was visited on a nominal twice per week basis. The detailed description of day-to-day operating procedures are outlined in the Standard Operating Procedures Manual prepared for this project. The location of this sampling site is shown on Figure 1.

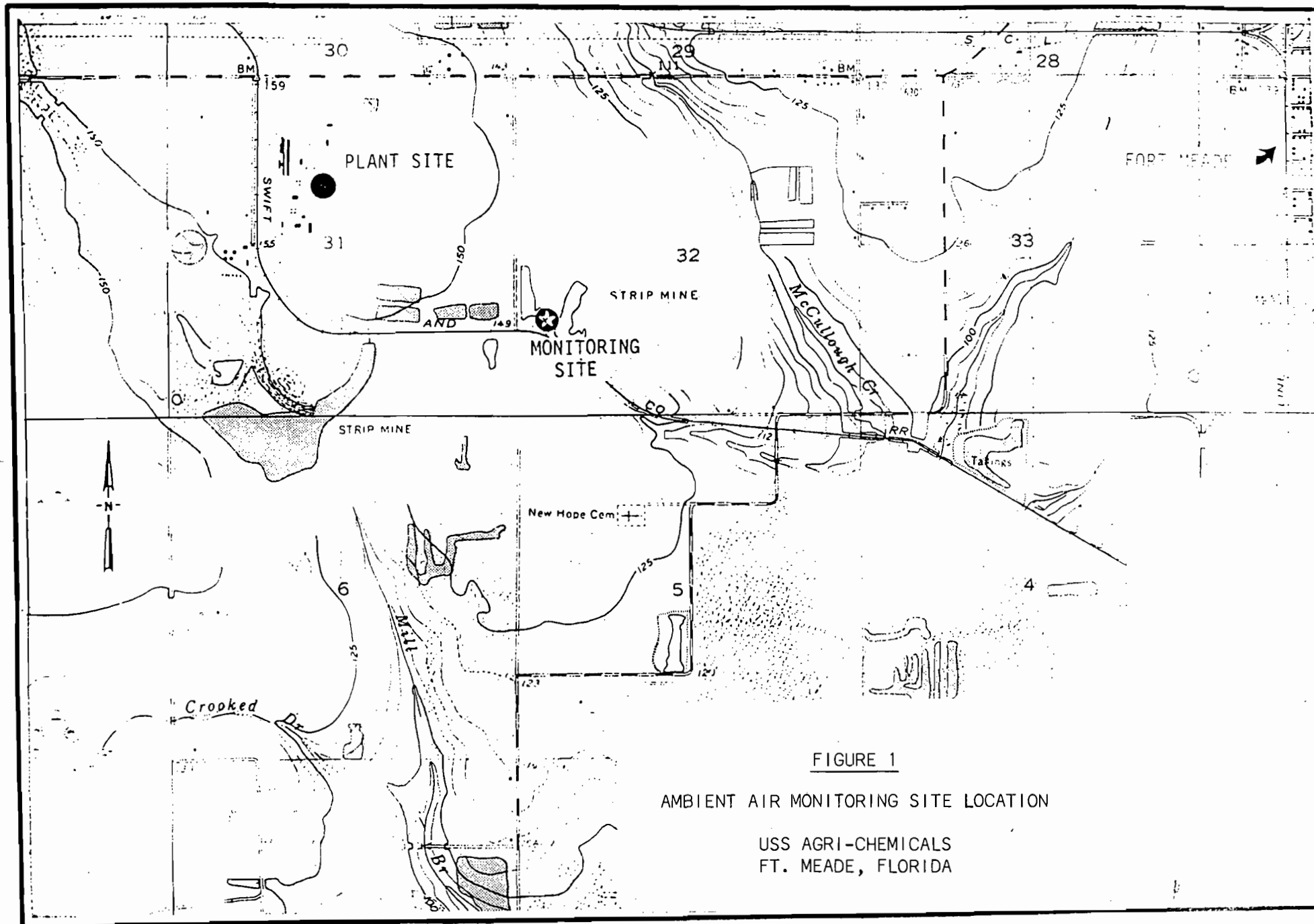


FIGURE 1

AMBIENT AIR MONITORING SITE LOCATION

USS AGRI-CHEMICALS  
FT. MEADE, FLORIDA

5

### 3.0 RESULTS OF AMBIENT MONITORING

Table 1 summarizes the ambient monitoring results realized in the four months of operation (February through May, 1983). The data in Table 1 suggest that the ambient levels of sulfur dioxide as measured by USSAC/SKEC are very much below those levels described as ambient air quality standards. A full set of SAROAD format data are included in the Appendix of this report.

#### 4.0 QUALITY ASSURANCE

As stated previously, a Quality Assurance plan was prepared and approved by the Florida Department of Environmental Regulation (FDER) offices in Tallahassee in connection with this ambient monitoring program. This Quality Assurance plan was oriented to the EPA requirements for PSD monitoring, however, exceeded those requirements in many respects.

Table 2 represents estimates of precision which are based upon the once per week precision checks carried out on this instrument at the 0.100 parts per million level. Table 3 represents estimates of accuracy based upon two independent audits carried out nominally at the beginning and the end of the four months ambient air monitoring program.

TABLE 1  
 1983 AMBIENT AIR QUALITY MONITORING  
 SULFUR DIOXIDE

USS AGRI-CHEMICALS  
 FT. MEADE, FLORIDA

<u>Month</u>	<u>Percent Data Recovery</u>	<u>Monthly Average SO<sub>2</sub> - ppb</u>	<u>Monthly 3-Hour Max: SO<sub>2</sub> - ppb</u>
February	89	1.62	26.3
March	100	2.67	50.3
April	98	1.87	50.0
May	100	<u>2.18</u> 2.09	47.0

TABLE 2  
ESTIMATE OF PRECISION  
1983 AMBIENT AIR QUALITY MONITORING  
SULFUR DIOXIDE  
USS AGRI-CHEMICALS  
FT. MEADE, FLORIDA

---

Upper 95% Probability Limit = +2.4%  
Lower 95% Probability Limit = -18.3%

TABLE 3  
ESTIMATE OF ACCURACY  
1983 AMBIENT AIR QUALITY MONITORING  
SULFUR DIOXIDE  
USS AGRI-CHEMICALS  
FT. MEADE, FLORIDA

---

	<u>Level 1</u>	<u>Level 2</u>	<u>Level 3</u>
Upper 95% Probability Limit	+17.8%	+ 9.8%	+ 7.0%
Lower 95% Probability Limit	- 5.0%	- 8.3%	- 3.3%



APPENDIX





SO2 Station

Sulfur Dioxide

February 1983

Day	No. of Hourly Samples	Daily Average (PPB)	High 3-Hour Average	Period
1	0			
2	11	0.0	0.0	
3	24	6.3	26.3	2000-2259
4	24	0.0	0.0	
5	24	0.0	0.0	
6	24	0.0	0.0	
7	24	8.1	20.7	1700-1959
8	24	0.0	0.0	
9	24	0.0	0.0	
10	24	.2	1.7	1700-1959
11	22	4.5	14.0	1400-1659
12	13	0.0	0.0	
13	24	1.8	8.0	2100-2359
14	24	7.8	18.7	2100-2359
15	2	4.5	4.5	0- 259
16	0			
17	14	0.0	0.0	
18	24	.1	1.0	1800-2059
19	24	0.0	0.0	
20	24	0.0	0.0	
21	24	0.0	0.0	
22	24	0.0	0.0	
23	24	2.3	15.0	1300-1559
24	24	5.2	19.3	1000-1259
25	24	2.5	7.3	1500-1759
26	24	0.0	0.0	
27	24	0.0	0.0	
28	24	0.0	0.0	

Total # Hours in Month - ~~672~~ 635  
Total # Hourly Samples - 566  
Percent Data Acquisition - ~~84%~~ 89%

Project began Feb. 2



SO2 Station

Sulfur Dioxide

March 1983

	FORM	1
SO2 Station	SITE IDENT	10-3680-030
USSAC	AGENCY	J
Source - Ambient	PROJECT	02
One-Hour	TIME INTVL	1
1983	YEAR	83
March	MONTH	03
Sulfur Dioxide	PARAMETER	42401
Flame Photometric	METHOD	16
Parts Per, Billion	UNITS	08
	DP	0

DAY	ST HR	RDG 1	RDG 2	RDG 3	RDG 4	RDG 5	RDG 6	RDG 7	RDG 8	RDG 9	RDG10	RDG11	RDG12
16	12	0	0	0	0	0	0	0	0	0	0	0	0
17	00	0	0	0	0	0	0	0	0	0	0	0	0
17	12	0	0	0	0	0	0	0	0	0	0	0	0
18	00	0	0	0	0	0	0	0	0	0	0	0	0
18	12	0	0	0	0	0	0	0	0	0	0	0	0
19	00	0	0	0	0	0	0	0	0	0	4	7	4
19	12	14	15	0	0	0	0	0	0	0	0	0	0
20	00	0	0	0	0	0	0	0	0	0	0	0	0
20	12	0	0	0	0	0	0	0	0	0	0	0	0
21	00	0	0	0	0	0	4	17	5	5	3	13	18
21	12	18	16	7	4	2	18	75	40	36	5	0	0
22	00	0	0	5	17	2	0	0	0	0	0	0	0
22	12	0	0	0	2	4	5	0	0	10	2	0	0
23	00	0	0	0	0	0	0	0	0	0	0	0	0
23	12	0	0	0	0	0	0	0	0	0	0	0	0
24	00	0	0	0	0	0	0	0	0	0	0	0	0
24	12	0	0	0	10	4	2	7	8	15	30	32	12
25	00	8	0	0	0	0	0	0	0	0	0	0	0
25	12	0	0	0	0	0	0	0	0	0	0	0	0
26	00	0	0	0	15	4	0	0	0	0	0	0	0
26	12	0	0	0	0	0	0	0	0	0	0	0	0
27	00	0	0	0	0	0	0	0	0	0	0	0	0
27	12	0	0	0	0	0	0	0	0	0	0	0	0
28	00	0	0	0	0	0	0	0	0	0	13	17	15
28	12	10	0	0	0	0	11	13	21	5	3	10	7
29	00	0	0	0	0	0	0	0	0	0	0	0	0
29	12	0	0	0	0	0	0	0	5	30	2	0	0
30	00	0	0	0	0	0	0	0	0	0	0	0	0
30	12	0	0	0	0	0	0	0	0	6	10	5	3
31	00	0	8	3	0	0	0	0	0	0	22	25	2
31	12	0	10	12	15	7	2	3	5	17	4	2	10

SO2 Station

Sulfur Dioxide

March 1983

Day	No. of Hourly Samples	Daily Average (PPB)	High 3-Hour Average	Period
1	24	1.5	8.7	2000-2259
2	24	5.0	18.7	1800-2059
3	24	0.0	0.0	
4	24	0.0	0.0	
5	24	0.0	0.0	
6	24	0.0	0.0	
7	24	0.0	0.0	
8	24	0.0	0.0	
9	24	6.7	17.7	1600-1859
10	24	2.7	10.7	2100-2359
11	24	15.3	30.3	1700-1959
12	24	11.6	15.3	1800-2059
13	24	4.5	21.3	1200-1459
14	24	0.0	0.0	
15	24	0.0	0.0	
16	24	0.0	0.0	
17	24	0.0	0.0	
18	24	0.0	0.0	
19	24	1.8	11.0	1100-1359
20	24	0.0	0.0	
21	24	11.9	50.3	1800-2059
22	24	2.0	8.0	200- 459
23	24	0.0	0.0	
24	24	5.0	25.7	2000-2259
25	24	.3	2.7	0- 259
26	24	.8	6.3	200- 459
27	24	0.0	0.0	
28	24	5.2	15.0	900-1159
29	24	1.5	12.3	1900-2159
30	24	1.0	7.0	2000-2259
31	24	6.1	16.3	900-1159

Total # Hours in Month - 744  
Total # Hourly Samples - 744  
Percent Data Acquisition - 100%







SO2 Station

Sulfur Dioxide

April 1983

Day	No. of Hourly Samples	Daily Average (PPB)	High 3-Hour Average	Period
1	24	0.0	0.0	
2	24	0.0	0.0	
3	24	3.1	15.3	700- 959
4	24	0.0	0.0	
5	24	0.0	0.0	
6	24	0.0	0.0	
7	24	0.0	0.0	
8	24	0.0	0.0	
9	24	1.3	8.3	2100-2359
10	24	8.1	19.3	1700-1959
11	24	6.7	18.3	0- 259
12	24	0.0	0.0	
13	24	0.0	0.0	
14	24	0.0	0.0	
15	24	0.0	0.0	
16	24	5.4	35.3	1800-2059
17	24	2.8	19.7	2000-2259
18	24	3.5	16.3	0- 259
19	24	5.3	23.3	1500-1759
20	24	1.7	13.3	2000-2259
21	24	8.2	50.0	1900-2159
22	24	.4	3.3	0- 259
23	24	0.0	0.0	
24	24	3.7	11.3	2100-2359
25	24	5.9	16.7	200- 459
26	24	.1	.7	0- 259
27	24	0.0	0.0	
28	24	0.0	0.0	
29	13	0.0	0.0	
30	18	0.0	0.0	

Total # Hours in Month - 720  
Total # Hourly Samples - 703  
Percent Data Acquisition - 98%



S02 Station

Sulfur Dioxide

May 1983

S02 Station	FORM	1
USSAC	SITE IDENT	10-3680-030
Source - Ambient	AGENCY	J
One-Hour	PROJECT	02
1983	TIME INTVL	1
May	YEAR	83
Sulfur Dioxide	MONTH	05
Flame Photometric	PARAMETER	42401
Parts Per Billion	METHOD	16
	UNITS	08
	DP	0

DAY	ST HR	RDG 1	RDG 2	RDG 3	RDG 4	RDG 5	RDG 6	RDG 7	RDG 8	RDG 9	RDG10	RDG11	RDG12
16	12	0	0	0	0	0	0	0	0	0	0	0	0
17	00	0	0	0	0	0	0	3	3	7	6	10	7
17	12	0	0	0	0	0	0	0	0	0	0	0	0
18	00	0	0	0	0	0	0	0	0	0	0	0	0
18	12	0	0	0	0	0	0	0	0	0	0	0	0
19	00	0	0	0	0	0	0	0	0	0	0	0	0
19	12	0	0	0	0	0	0	0	0	0	0	0	0
20	00	0	0	0	0	0	0	0	0	0	0	0	0
20	12	0	0	0	0	0	0	0	0	0	0	0	0
21	00	0	0	0	0	0	0	0	0	0	0	0	0
21	12	0	0	0	0	0	0	0	0	0	0	0	0
22	00	0	0	0	0	0	0	0	0	0	0	0	0
22	12	0	0	0	0	0	1	63	42	2	0	0	0
23	00	0	0	0	0	0	0	0	0	0	0	0	0
23	12	0	0	0	0	0	0	7	88	37	16	3	0
24	00	0	0	0	0	0	0	0	0	6	15	22	4
24	12	3	0	4	0	0	0	0	0	0	7	3	0
25	00	0	4	10	0	5	2	0	7	11	9	10	3
25	12	12	3	22	20	17	25	13	20	18	12	13	10
26	00	7	4	3	5	10	13	14	18	30	20	18	13
26	12	17	23	30	20	25	20	17	21	20	21	27	7
27	00	8	8	8	8	8	10	17	12	8	6	0	0
27	12	0	0	0	0	0	0	0	0	0	0	0	0
28	00	0	0	0	0	0	0	0	0	0	0	0	0
28	12	0	0	0	0	0	0	0	0	0	0	0	0
29	00	0	0	0	0	0	0	0	0	0	0	0	0
29	12	0	0	0	0	0	0	0	0	0	0	0	0
30	00	0	0	0	0	0	0	0	0	0	0	0	0
30	12	0	0	0	0	0	0	0	0	0	0	0	0
31	00	0	0	0	0	0	0	0	0	0	9	4	12
31	12	20	0	0	1	7	0	0	0	0	0	0	0

SO2 Station

Sulfur Dioxide

May 1983

Day	No. of Hourly Samples	Daily Average (PPB)	High 3-Hour Average	Period
1	24	0.0	0.0	
2	24	5.4	33.0	2000-2259
3	24	.5	3.7	0- 259
4	24	1.8	9.3	1900-2159
5	24	1.0	4.7	1300-1559
6	24	0.0	0.0	
7	24	0.0	0.0	
8	24	6.5	37.7	1700-1959
9	24	1.6	11.0	1800-2059
10	24	0.0	0.0	
11	24	0.0	0.0	
12	24	0.0	0.0	
13	24	0.0	0.0	
14	24	0.0	0.0	
15	24	2.7	22.0	1700-1959
16	24	0.0	0.0	
17	24	1.5	7.7	800-1059
18	24	0.0	0.0	
19	24	0.0	0.0	
20	24	0.0	0.0	
21	24	0.0	0.0	
22	24	4.5	35.7	1800-2059
23	24	6.3	47.0	1900-2159
24	24	2.7	14.3	800-1059
25	24	10.2	20.7	1500-1759
26	24	16.8	25.0	1400-1659
27	24	3.9	13.0	500- 759
28	24	0.0	0.0	
29	24	0.0	0.0	
30	24	0.0	0.0	
31	24	2.2	12.0	1000-1259

Total # Hours in Month - 744  
Total # Hourly Samples - 744  
Percent Data Acquisition - 100%





S02 Station

Sulfur Dioxide

June 1983

Day	No. of Hourly Samples	Daily Average (PPB)	High 3-Hour Average	Period
1	24	6.2	26.0	1800-2059
2	24	0.0	0.0	
3	11	0.0	0.0	
4	0			
5	0			
6	0			
7	0			
8	0			
9	0			
10	0			
11	0			
12	0			
13	0			
14	0			
15	0			
16	0			
17	0			
18	0			
19	0			
20	0			
21	0			
22	0			
23	0			
24	0			
25	0			
26	0			
27	0			
28	0			
29	0			
30	0			

Total # Hours in Month - 720  
Total # Hourly Samples - 59  
Percent Data Acquisition - 8%



QUALITY ASSURANCE DATA SHEET  
PRECISION OF AUTOMATED SAMPLERS

Site Name USSAC SAROAD # 10-3680-030-105

SO<sub>2</sub> Monitor; Make Meloy Model 285 Ser No. 8C067

NO<sub>x</sub> Monitor; Make \_\_\_\_\_ Model \_\_\_\_\_ Ser No. \_\_\_\_\_

Year <u>1983</u> Month _____ Day _____	<u>3/2</u>	<u>3/16</u>	<u>3/29</u>	<u>4/12</u>	<u>4/20</u>	<u>4/29</u>	<u>5/3</u>	<u>5/10</u>	<u>5/19</u>	<u>5/27</u>	<u>6/2</u>	
SO <sub>2</sub> - Parameter Code _____												
Indicated ppm (Yi)	0.090	0.092	0.080	0.090	0.095	0.090	0.093	0.095	0.090	0.100	0.098	
Injected ppm (Xi)	0.10	0.10	0.10	0.10	0.10	0.10	0.10	0.10	0.10	0.10	0.10	
NO - Parameter Code _____												
Indicated ppm (Yi)	-10%	-8%	-20%	-10%	-5%	-10%	-7%	-5%	-10%	0%	-2%	
Injected ppm (Xi)												
NO <sub>x</sub> - Parameter Code _____												
Indicated ppm (Yi)												
Injected ppm (Xi)												

# Computation of Precision

$$n = 11$$

$$\bar{d}_j = \frac{1}{11} \sum d_i = \frac{-87}{11} = -7.91$$

$$S_j = \sqrt{\frac{1}{n-1} \left[ \sum_1^n d_i^2 - \frac{1}{n} \left( \sum_1^n d_i \right)^2 \right]}$$

$$= \sqrt{\frac{1}{10} \left[ 967 - \frac{1}{11} (7569) \right]} = \sqrt{\frac{1}{10} [278.9]}$$

$$= 5.28$$

$$\text{Upper} = -7.91 + 1.96 \overset{10.35}{(5.28)} = +2.4\%$$

$$\text{Lower} = -7.91 - 10.35 = -18.3\%$$

QUALITY ASSURANCE SHEET  
ACCURACY OF AUTOMATED SAMPLERS

Site Name <u>USSAC</u>		SAROAD NO. <u>10-3680-030-105</u>	
SO <sub>2</sub> Monitor;	Make <u>Meloy</u>	Model <u>285</u>	Ser.No. <u>8C067</u>
SO <sub>2</sub> Calibrator;	Make _____	Model _____	Ser.No. _____
SO <sub>2</sub> Calibration Gas Source; <u>SKEC Dilution using Scott 49.61 ppm Certified Gas</u>			
NO <sub>x</sub> Monitor;	Make _____	Model _____	Ser.No. _____
NO <sub>x</sub> Calibrator;	Make _____	Model _____	Ser.No. _____
NO <sub>x</sub> Calibration Gas Source _____			
Date of Independent Audit;		SO <sub>2</sub> <u>3-16-83</u>	NO <sub>x</sub> _____
SO <sub>2</sub> - PARAMETER CODE _____		INDICATED ppm(Yi)	INJECTED ppm(Xi)
UP	Level 1 (.03 to .08)		
	Level 2 (.15 to .20)		
	Level 3 (.40 to .45)		
	Level 4 (.80 to .90)		
DOWN	Level 1 (.03 to .08)	<u>0.095</u>	<u>0.086</u>
	Level 2 (.15 to .20)	<u>0.206</u>	<u>0.198</u>
	Level 3 <del>3.48</del> (.40 to .45)	<u>0.392</u>	<u>0.378</u>
	Level 4 (.80 to .90)		
			<u>+10.5%</u>
			<u>+4.0%</u>
			<u>+3.7%</u>
NO <sub>x</sub> - PARAMETER CODE _____		INDICATED ppm(Yi)	INJECTED ppm(Xi)
UP	Level 1 (.03 to .08)		
	Level 2 (.15 to .20)		
	Level 3 (.40 to .45)		
	Level 4 (.80 to .90)		
DOWN	Level 1 (.03 to .08)		
	Level 2 (.15 to .20)		
	Level 3 (.40 to .45)		
	Level 4 (.80 to .90)		

SKEC-6

QUALITY ASSURANCE SHEET  
ACCURACY OF AUTOMATED SAMPLERS

Site Name <u>USSAC</u>		SAROAD NO. <u>10-3680-030-J05</u>	
S02 Monitor;	Make <u>Meloy</u>	Model <u>285</u>	Ser.No. <u>8C067</u>
S02 Calibrator;	Make _____	Model _____	Ser.No. _____
S02 Calibration Gas Source; <u>SKEC Dilution using Scott 49.61ppm Cert. Gas</u>			
NOx Monitor;	Make _____	Model _____	Ser.No. _____
NOx Calibrator;	Make _____	Model _____	Ser.No. _____
NOx Calibration Gas Source. _____			
Date of Independent Audit; S02 <u>6-2-83</u> NOx _____			
S02 - PARAMETER CODE _____		INDICATED ppm(Yi)	INJECTED ppm(Xi)
UP	Level 1 (.03 to .08)		
	Level 2 (.15 to .20)		
	Level 3 (.40 to .45)		
	Level 4 (.80 to .90)		
DOWN	Level 1 (.03 to .08)	0.089	0.087
	Level 2 (.15 to .20)	0.200	0.195
	Level 3 <del>(.40 to .45)</del>	0.394	0.394
	Level 4 (.80 to .90)		
NOx - PARAMETER CODE _____		INDICATED ppm(Yi)	INJECTED ppm(Xi)
UP	Level 1 (.03 to .08)		
	Level 2 (.15 to .20)		
	Level 3 (.40 to .45)		
	Level 4 (.80 to .90)		
DOWN	Level 1 (.03 to .08)		
	Level 2 (.15 to .20)		
	Level 3 (.40 to .45)		
	Level 4 (.80 to .90)		

+2.3%  
-2.5%  
0%

SKEC-6

## Computation of Accuracy

Level 1

$$D = \frac{16.5 + 2.3}{2} = \frac{12.8}{2} = 6.4$$

$$S_a = \sqrt{\frac{1}{k-1} \left[ \sum_{i=1}^k d_i^2 - \frac{1}{k} (\sum d_i)^2 \right]}$$

$$= \sqrt{112.54 - \frac{81.92}{2} (163.84)} = \sqrt{33.62} = 5.8$$

$$\text{Upper} = 6.4 + 1.96^{11.4} (5.8) = 17.8\%$$

$$\text{Lower} = 6.4 - 1.96 (5.8) = -5.0\%$$

Level 2

$$D = \frac{+4.0 - 2.5}{2} = +0.75$$

$$S_a = \sqrt{22.25 - 1.13} = \sqrt{21.12} = 4.60$$

$$\text{Upper} = +0.75 + 1.96 (4.60) = +9.8\%$$

$$\text{Lower} = +0.75 - 1.96 (4.60) = -8.3\%$$

Level 3

$$D = \frac{3.7 + 0}{2} = 1.85$$

$$S_a = \sqrt{13.69 - \frac{13.69}{2}} = \sqrt{6.85} = 2.62$$

$$\text{Upper} = +1.85 + 1.96^{5.14} (2.62) = +7.0\%$$

$$\text{Lower} = 1.85 - 1.96 (2.62) = -3.3\%$$



UNITED STATES ENVIRONMENTAL PROTECTION AGENCY

REGION IV

345 COURTLAND STREET  
ATLANTA, GEORGIA 30365

DEC 1 1982

REF: 4AW-AM

Mr. James H. Carroll, P.E.  
Environmental Engineer  
U.S.S. Agri-Chemicals  
Division of United States Steel Corporation  
P. O. Box 150  
Bartow, Florida 33830

DER  
DEC 06 1982  
BAQM


Dear Mr. Carroll:

This letter is in reference to a phone conversation with you and Jim Littell of my staff on November 1, 1982, discussing your intention to do future testing of the Unit #2 sulfuric acid plant located at your Fort Meade chemical facility in December 1982. The Florida State Department of Environmental Regulation (DER) has recently been delegated the responsibilities involved in the testing for compliance and continuous emissions monitor certification. We have advised Mr. Steve Smallwood, Chief, Bureau of Air Quality Management, of your recent startup of Unit #2 and advise you to contact your regional representative of the Florida State Department of Environmental Regulation to advise them of your intentions to test this unit as required under PSD Permit #FL 064.

We have also advised Mr. Smallwood that compliance testing reports previously submitted to this office are not acceptable as proof of compliance because of the lack of an official observer present and the use of a modified Method 8 testing procedure that was not previously approved.

If we may be of any further assistance to you, please feel free to call me or my staff at 404/881-4298 at any time.

Sincerely yours,

  
James T. Wilburn, Chief  
Air Management Branch  
Air & Waste Management Division

cc: Mr. Steve Smallwood, Chief  
Bureau of Air Quality Control  
Florida Department of Environmental Regulation

5.0 REGULATORY CONSIDERATIONS

5.1 PREVENTION OF SIGNIFICANT DETERIORATION REGULATIONS

Existing PSD regulations require that when a major facility (one with allowable emissions of a regulated pollutant greater than 50 ton/yr and potential emissions greater than 100 ton/yr) is added to or reconstructed at an emission source, whether the addition is to replace previous production capacity or for increased capacity, a PSD permit is needed and the facility must undergo a Best Available Control Technology (BACT) review. At the same time, so long as there is no net increase for the source as a whole in emissions of pollutants subject to national ambient air quality standards and no adverse air quality impact would occur, then an exemption from a formal impact analysis can be obtained (40 CFR 52.21(k)(1)(iv)). Under such an exemption, an applicant need not (1) perform a detailed analysis to show compliance with ambient air quality standards and PSD increments, (2) conduct pre-construction or post-construction ambient air quality monitoring, or (3) provide an additional impact analysis of the impairment to visibility, soils, or vegetation, or an analysis of the air quality impact projected for the area as a result of general commercial, residential, industrial, and other growth associated with the applicant's project. If potential emissions (emissions in the absence of control equipment) are greater than 100 ton/yr but allowable emissions are less than 50 ton/yr, it is necessary to demonstrate that the applicant will meet all emission limitations which are part of an applicable State Implementation Plan and all applicable Federal emission standards and standards of performance.

Based on these regulatory considerations and on the nature of the emission source changes described in Section 4.0, it is USSAC's understanding that a PSD permit will be required for the Fort Meade Phosphate Chemical Complex project, that a BACT analysis for the new sulfuric acid plant is needed as is a discussion to show that other process facilities will meet applicable emission standards, but that a detailed impact analysis is not necessary. The remainder of this

application is organized accordingly. Section 6.0 presents a BACT analysis for the new sulfuric acid plant and an emissions control analysis for the new phosphoric acid plant, the new GTSP plant, and the modified GTSP storage building. Information is also provided on the proposed cooling pond expansion. Section 7.0 contains a brief ambient impact analysis to show that emission source changes should not result in an adverse air quality impact offsetting the effect of decreased emissions, and to show that nearest PSD Class I and nonattainment areas will not be significantly affected by the project.

## 5.2 FLORIDA PERMIT APPLICATIONS

In addition to PSD permitting requirements, USSAC must also satisfy Florida permitting requirements. Applications for construction permits will be submitted to the Florida Department of Environmental Regulation. Four separate permit applications will be filed - one each for the new sulfuric acid plant, the new phosphoric acid plant, the new GTSP plant, and the modified GTSP storage building.

## 5.3 OTHER PERMITTING ACTIONS

Because of the need to obtain a National Pollutant Discharge Elimination System permit from EPA, USSAC has submitted an Environmental Information Document to Region IV's Environmental Impact Statement Branch. This document should be reviewed if additional information on the project is needed.



## 6.0 BEST AVAILABLE CONTROL TECHNOLOGY ANALYSIS

As discussed in Section 5.0, it is USSAC's understanding that the only new facility technically requiring a BACT analysis is the new sulfuric acid plant. However, for information purposes, a description of fluoride emission controls for the new phosphoric acid plant, the new GTSP plant, and the modified GTSP storage area is also presented below. Comments on cooling pond design are given as well.

### 6.1 SULFURIC ACID PLANT

USSAC proposes to construct a ~~two-unit~~, contact-type double absorption process, Monsanto design sulfuric acid plant with a nominal production capacity of 4000 short tons per day (100 percent H<sub>2</sub>SO<sub>4</sub> basis). Control of sulfur dioxide emissions will be achieved as an integral feature of the double absorption process, contrasted with the existing sulfuric acid plant which requires an add-on scrubber to achieve desired emission levels. Sulfuric acid mist control will be achieved through the use of mist eliminators to reduce mist levels in gases leaving the Interpass and final absorption tower. A description of the sulfuric acid production process, a copy of the contractor performance guarantee, a process material flow diagram, and a plot plan are attached in Appendix A.

The maximum emission rates which USSAC intends to achieve in satisfaction of BACT requirements are 4 lb SO<sub>2</sub> and 0.15 lb H<sub>2</sub>SO<sub>4</sub> mist per ton of 100 percent H<sub>2</sub>SO<sub>4</sub> produced. USSAC considers these limits to be representative of BACT for the following reasons:

1. The emission rates proposed are in compliance with Federal NSPS for new sulfuric acid plants (40 CFR 60.82 and 60.83) and with Florida emission limiting standards for new sulfuric acid plants (Florida Administrative Code 17-2.05(6)).
2. Compliance with Federal NSPS and use of the contact-type double absorption system with mist eliminator has previously been judged by EPA to constitute BACT for at least one other phosphate chemical plant in Florida (EPA, 1979).

3. By complying with new source emission standards, operation of the new plant will result in a decrease in allowable SO<sub>2</sub> emissions. Coincident with the decrease in allowable emissions there will be "no adverse air quality impact" (using the language of PSD regulations) - as discussed in Section 7.0. Acid mist emissions will increase slightly, but there is no ambient standard or PSD increment for sulfuric acid mist and no adverse impact is expected to result.

It is theoretically conceivable that additional control of SO<sub>2</sub> emissions could be achieved using some sort of add-on stack flue gas desulfurization (FGD) system. However, USSAC is not aware of any other installations where the double-absorption process has had to be supplemented by FGD equipment, and such an approach certainly does not seem necessary in this case for the reasons cited above.

## 6.2 PHOSPHORIC ACID PLANT

The new phosphoric acid plant will use wet rock, thereby eliminating incidental dust emissions connected with dry rock handling. Fluoride emissions will be controlled through the use of two fume scrubbers. A venturi cyclonic fume scrubber with a design fluoride collection efficiency of 99 percent will be used to control emissions from the reaction and filtration area, and an ejector venturi fume scrubber with a design fluoride collection efficiency of 95 percent will be used to control emissions from the storage tank area. A description of the phosphoric acid production process (including fluocilic acid production), a copy of the contractor performance guarantee, and a process flow diagram are attached in Appendix B.

The proposed maximum fluoride emission rate from the new phosphoric acid plant is 0.02 lb per ton of equivalent P<sub>2</sub>O<sub>5</sub> feed. This rate conforms with the Federal NSPS for new wet-process phosphoric acid plants (40 CFR 60.202) and with the Florida emission limiting standard for new wet-process phosphoric acid plants (Florida Administrative Code 17-2.05(6)). Compliance with this standard will result in a decrease

ANCHORAGE  
ATLANTA  
BOCA RATON  
BOSTON  
CHICAGO  
CINCINNATI  
CRANFORD  
DENVER  
HONOLULU  
HOUSTON  
LEXINGTON, KY

LOS ANGELES  
NEW YORK  
PHOENIX  
PORTLAND  
SALT LAKE CITY  
SAN FRANCISCO  
SANTA BARBARA  
SEATTLE  
SYRACUSE  
WASHINGTON, D.C.  
WHITE PLAINS



# DAMES & MOORE

CONSULTANTS IN THE ENVIRONMENTAL AND APPLIED EARTH SCIENCES

JAKARTA  
KUWAIT  
LONDON  
MADRID  
PERTH  
RIYADH

SINGAPORE  
SYDNEY  
TEHRAN  
TOKYO  
TORONTO  
VANCOUVER

SUITE 200, 455 EAST PACES FERRY ROAD · ATLANTA, GEORGIA 30305 · (404) 262-2915  
CABLE: DAMEMORE TWX: 810-751-8218

July 9, 1980

USS Agri-Chemicals  
Post Office Box 150  
Bartow, Florida 33830

Attention: Mr. Basil Powell

Re: Additional Evaluations  
Related to PSD Permit  
Application for  
Fort Meade Phosphate  
Chemical Complex Modification

Gentlemen:

As requested, attached are additional evaluations related to the PSD Permit Application for the Fort Meade Phosphate Chemical Complex modification project. The first evaluation pertains to the change in fluoride emissions resulting from the recent decision to delete a new GTSP plant and a modified GTSP storage building from the project. The second evaluation provides an ambient impact analysis assessing the effect of maximum hourly SO<sub>2</sub> emission rate differences between the existing sulfuric acid plant and the proposed new sulfuric acid plant.

Should you have any questions concerning these evaluations, please call.

Yours truly,

DAMES & MOORE

*James W. Little, for*

T. M. Gurr  
Associate

*James W. Little*

James W. Little  
Senior Air Quality Analyst

TMG:JWL:ht

Attachments

ASSESSMENT OF FLUORIDE  
EMISSION CHANGES RESULTING  
FROM DELETION OF NEW GTSP  
PLANT AND GTSP STORAGE  
BUILDING MODIFICATION

Deletion of the new GTSP plant and modified GTSP storage building will mean that emissions of fluorides from process facilities (specifically, from the phosphoric acid plant replacement) will increase slightly by about 3 tons/year rather than decrease by 21 tons/year. Depending on how TRW calculates increased fugitive fluoride emissions from the cooling pond expansion, the potential increase in fluorides from the overall project may be more than 50 tons/year.

An actual fluoride emissions increase above 50 tons/year would require a Best Available Control Technology (BACT) review but would not require an impact analysis review since there are no PSD increments or ambient air quality standards for fluorides. A BACT analysis for the new phosphoric acid plant has already been presented in the original PSD permit application where it is shown that the new phosphoric acid plant will meet New Source Performance Standards for fluorides. Comments regarding control of fluoride emissions from the cooling pond expansion are also presented in the PSD permit application (page 6-4).

BACT for fluorides from cooling ponds has not been definitively established, but EPA and TRW have assumed that water surface area is directly related to fugitive fluoride emissions. Therefore, your intention to design the cooling pond expansion to be no larger than required for cooling and storage needs should be credited as consistent with EPA/TRW's present philosophy on cooling pond BACT. The total surface area of the expanded cooling pond (presently expected to be about 123 acres) is certainly not excessive in comparison with industry practice for similarly sized facilities, and this fact should also be viewed as consistent with BACT concepts. Finally, the planned increase in fluoride recovery through increased fluosilicic acid production should also be credited toward control of fluoride emissions from the cooling pond.

SULFUR DIOXIDE AMBIENT AIR QUALITY  
IMPACT ANALYSIS: COMPARISON OF EXISTING  
AND PROPOSED NEW SULFURIC ACID PLANTS  
AT USS AGRI-CHEMICALS' FORT MEADE  
(FLORIDA) PHOSPHAITE CHEMICAL COMPLEX

1. INTRODUCTION

USS Agri-Chemicals (USSAC) is proposing to replace an existing sulfuric acid plant at its Fort Meade Phosphate Chemical Complex with a new sulfuric acid plant. This new plant will have a greater production capacity than the existing plant, but at the same time will be able to achieve a much lower sulfur dioxide (SO<sub>2</sub>) emission rate on a pounds per ton basis. In fact, annual average SO<sub>2</sub> emissions from the new plant are expected to be less than those from the existing plant even though sulfuric acid production will substantially increase.

On a short-term basis, however, SO<sub>2</sub> emissions from the new plant can exceed those from the existing plant. At its permitted production rate of 1500 tons per day (100 percent H<sub>2</sub>SO<sub>4</sub>), the existing plant is allowed to emit and frequently does emit SO<sub>2</sub> at the rate of 10 pounds per ton (1b/ton), which is equivalent to a rate of 625 pounds per hour (1b/h) or 15,000 pounds per day (1b/d). In comparison, the new plant is expected to be able to achieve a daily production rate of up to 4400 tons. At the maximum allowable SO<sub>2</sub> emission rate of 4 lb/ton, maximum short-term SO<sub>2</sub> emissions from the new plant would be 733 lb/h and 17,600 lb/d. The primary purpose of this analysis is to assess whether or not this difference in short-term emissions might result in a significant change in ambient ground-level SO<sub>2</sub> concentrations.

2. ANALYSIS PROCEDURES

Model

EPA's CRSTER model was used to assess 3-hour, 24-hour, and annual average SO<sub>2</sub> concentrations.

### Emissions Characteristics

Specific emission source characteristics for the old and new sulfuric acid plants as used for modeling purposes are listed in Attachment A (a copy from one of the modeling run printouts). The SO<sub>2</sub> emission rate for the existing plant was treated as a negative number since this plant will be replaced by the new plant.

The only difference between these characteristics and those listed in Table 4-1 of the original permit application is that the temperature of the existing plant as used for modeling purposes is 98°F (310 K) rather than 87°F. This slight temperature change was made to ensure that stack exit temperature would never be lower than ambient temperatures. Making this change actually increases the conservatism of the analysis since it results in slightly lower concentrations attributable to the existing plant, thereby providing a greater chance for new plant concentrations to exceed existing plant concentrations.

For modeling purposes, the existing and new plant stacks were treated as though located at the same point. In reality, the new plant will be located about 200 to 300 meters southeast of the existing plant, but this distance is slight enough to be ignored.

It should also be noted that the two-stack configuration of the new plant was treated as one stack. This was done in the typical conservative fashion of assuming all SO<sub>2</sub> emissions are emitted at one point with a volumetric flow and velocity equal to that of one of the identical individual stacks.

### Meteorological Input

The meteorological observation station normally used for central Florida modeling studies is Tampa. Following this normal practice, Tampa surface and upper air data were used for the present analysis. Although several years of Tampa data are available in the correct format for the CRSTER Model, only a single year was used. The year 1972 was selected because of the high 24-hour concentrations typically resulting from use of this data set. As will be evident when modeling results are presented, use of this single year of data is easily

sufficient to show that shutting down the existing plant will offset the effect of the new plant in comparison with PSD increments.

#### Receptor Grid

A point midway between the locations of the existing sulfuric acid plant and the proposed new plant was selected as the point from which SO<sub>2</sub> emissions originate. This point is at least 0.6 km from the nearest USSAC property line (State Road 630 to the north), and in most directions is even further away from the boundaries of USSAC-owned property. Therefore, the receptor distances evaluated through the CRSTER Model began at 0.6 km and continued outward. (The CRSTER Model establishes a polar coordinate receptor grid so that it is only necessary to specify radial distances and calculations are automatically made at ten-degree direction increments for each distance selected.)

The following distances were evaluated using the entire year of meteorological data: 0.6, 1.0, 2.0, 3.0, 4.0, 6.0, 12.0, 15.0, 20.0, 25.0, 30.0, 35.0, 40.0, 45.0, and 50.0 km. Based on the results obtained from these initial calculations, specific days were selected for additional evaluations using a smaller grid spacing. The days and receptor separation distances evaluated are shown in the attached computer printouts.

### 3. MODELING RESULTS

Modeling results are summarized in Table 1. Highest 3-hour, 24-hour, and annual average SO<sub>2</sub> concentrations are listed in comparison with PSD Class II increments, Florida ambient air quality standards (which are more restrictive than the national standards), and EPA significance levels. (Concentrations lower than these defined significance levels are considered to be inconsequential.) As can be seen, not only are the highest concentrations predicted well below the PSD Class II increments, they are also well below the significance levels. This result is attributable to the better dispersion characteristics of the new plant (taller stacks and higher exit temperature) which compensate for the greater maximum hourly emission rate.

TABLE 1  
SO<sub>2</sub> Modeling Results

<u>Averaging Period</u>	<u>Highest Predicted Concentration (µg/m<sup>3</sup>)</u>	<u>Distance and Direction to Highest Concentration</u>	<u>PSD Class II Increment (µg/m<sup>3</sup>)</u>	<u>Florida Ambient Standards (µg/m<sup>3</sup>)</u>	<u>EPA Significance Level (µg/m<sup>3</sup>)</u>
3-Hour	3 <sup>a</sup>	3.0 km, 340°	512	1300	25
24-Hour	< 1	1.0 km, 90°	91	260	5
Annual	< 0 <sup>b</sup>	50.0 km, 10°	20	60	1

<sup>a</sup> This is the highest concentration excluding one period containing two consecutive hours with calm winds.

<sup>b</sup> The highest annual concentration is actually a negative number, representing a decrease in concentrations. Annual concentrations are based on continuous emissions at the maximum hourly rate.



The conclusion is reached, therefore, that replacement of the existing sulfuric acid plant should not result in adverse ambient air quality effects. PSD Class II increments should not be consumed to a significant extent, and SO<sub>2</sub> ambient air quality standards in this designated attainment area should not be threatened as a result of the proposed project.

#### 4. OTHER CONSIDERATIONS

##### GEP Stack Height

The height of the new sulfuric acid plant stacks, 175 ft, will not exceed Good Engineering Practice stack height guidelines.

##### Effect on PSD Class I Areas

As stated in the original permit application, the nearest PSD Class I area is located 125 km away. This large separation distance combined with the offsetting effects of shutting down the existing plant should ensure that the proposed new sulfuric acid plant will not adversely affect the nearest Class I area.

##### Effect on Nonattainment Areas

The nearest designated SO<sub>2</sub> nonattainment is in Pinellas County, approximately 80 km away. This large separation distance combined with the offsetting effects of shutting down the existing plant should ensure that the proposed new sulfuric acid plant will not contribute to a condition of nonattainment in the nearest designated SO<sub>2</sub> nonattainment area.

##### Effect on Visibility, Vegetation, and Soils

Since the predicted highest concentration differences resulting from replacement of the existing plant by the proposed new plant are below the EPA levels of significance, it is expected that the proposed change in SO<sub>2</sub> emissions will not have a significant impact on present conditions affecting visibility, vegetation, and soils.

Effect on Associated Growth

Since the operational labor force required for the proposed modification is only about 15 employees more than is required at present, the air quality effects of associated population, commercial, and industrial growth should be negligible.

ATTACHMENT A

Emission Source Characteristics Used in all Modeling Runs

STACK # 1--OLD SO2 STACK  
STACK # 2--NEW SO2 STACK

STACK	MONTH	EMISSION RATE (GMS/SEC)	HEIGHT (METERS)	DIAMETER (METERS)	EXIT VELOCITY (M/SEC)	TEMP (DEG.K)	VOLUMETRIC FLOW (M**3/SEC)
1	ALL	-78.7500	29.00	3.02	6.77	310.00	48.49
2	ALL	92.3600	53.30	2.59	9.45	355.00	49.79

ATTACHMENT B

Concentrations at Distances of 0.6, 1.0, 2.0, 4.0, and 12.0 km  
Using Entire 1972 Meteorological Data Set

Note: 24-hour concentrations of 4.1667 E-32 and 3-hour concentrations of 1.0000 E-30 are presumed to represent negative concentrations which have been set to these values by initializing statements in the CRSTER Model.

PLANT NAME: FORT MEADE SULFURIC ACID POLLUTANT: SO2 EMISSION UNITS: GM/SEC AIR QUALITY UNITS: GM/M\*\*3

MAXIMUM MEAN CONC= -1.1547E-07 DIRECTION= 1 DISTANCE= 12.0 KM

DIR	ANNUAL MEAN CONCENTRATION AT EACH RECEPTOR					
	RANGE	.6 KM	1.0 KM	2.0 KM	4.0 KM	12.0 KM
1		-1.10542E-05	-7.77197E-06	-2.94133E-06	-8.95733E-07	-1.15470E-07
2		-1.46742E-05	-1.03298E-05	-3.93054E-06	-1.25532E-06	-1.98908E-07
3		-1.24830E-05	-8.11257E-06	-3.13668E-06	-1.10965E-06	-2.00033E-07
4		-9.90308E-06	-5.96867E-06	-2.49501E-06	-1.04164E-06	-2.05925E-07
5		-1.16780E-05	-6.67876E-06	-2.82968E-06	-1.27302E-06	-2.93225E-07
6		-1.40093E-05	-7.68884E-06	-2.80865E-06	-1.02109E-06	-1.91637E-07
7		-1.53911E-05	-8.68870E-06	-2.99980E-06	-1.00457E-06	-1.88987E-07
8		-2.09687E-05	-1.16222E-05	-3.67459E-06	-1.02566E-06	-1.38505E-07
9		-3.42884E-05	-2.10838E-05	-6.93821E-06	-1.96792E-06	-2.61061E-07
10		-2.34083E-05	-1.42342E-05	-4.78774E-06	-1.43625E-06	-2.24421E-07
11		-1.30885E-05	-9.40348E-06	-3.86834E-06	-1.34680E-06	-2.01020E-07
12		-9.31209E-06	-6.87312E-06	-3.22213E-06	-1.43340E-06	-2.82924E-07
13		-9.58068E-06	-7.58986E-06	-3.64509E-06	-1.58522E-06	-3.25117E-07
14		-8.67399E-06	-7.52583E-06	-3.90528E-06	-2.08881E-06	-5.91310E-07
15		-8.27493E-06	-7.66021E-06	-3.78493E-06	-1.54615E-06	-2.81247E-07
16		-7.42289E-06	-6.22478E-06	-2.82652E-06	-1.21546E-06	-2.58991E-07
17		-7.20656E-06	-5.65697E-06	-2.51092E-06	-1.09590E-06	-2.61473E-07
18		-7.58701E-06	-6.44791E-06	-3.17323E-06	-1.43442E-06	-3.34403E-07
19		-5.81166E-06	-4.80295E-06	-2.35876E-06	-1.08393E-06	-2.54282E-07
20		-5.72867E-06	-4.46657E-06	-2.22037E-06	-1.00097E-06	-2.09963E-07
21		-8.36406E-06	-6.88062E-06	-3.56591E-06	-1.89453E-06	-5.51526E-07
22		-1.16052E-05	-9.43266E-06	-4.43107E-06	-1.82323E-06	-3.91715E-07
23		-1.50103E-05	-1.30771E-05	-7.06495E-06	-3.65920E-06	-9.33540E-07
24		-1.68126E-05	-1.45578E-05	-7.89537E-06	-3.93650E-06	-9.46232E-07
25		-1.78138E-05	-1.50033E-05	-8.70667E-06	-5.02639E-06	-1.41723E-06
26		-1.96873E-05	-1.65320E-05	-9.16150E-06	-4.63878E-06	-1.11971E-06
27		-2.61885E-05	-2.27847E-05	-1.25240E-05	-6.13369E-06	-1.38436E-06
28		-2.08464E-05	-1.67132E-05	-8.19345E-06	-3.97323E-06	-9.80295E-07
29		-1.57892E-05	-1.22523E-05	-6.39000E-06	-3.28791E-06	-8.50878E-07
30		-1.43464E-05	-1.06056E-05	-5.40110E-06	-3.06494E-06	-8.65826E-07
31		-1.25796E-05	-9.70860E-06	-4.78671E-06	-2.18875E-06	-5.15405E-07
32		-1.16940E-05	-8.79881E-06	-3.74055E-06	-1.34271E-06	-2.47835E-07
33		-1.22111E-05	-9.06788E-06	-4.25415E-06	-1.90688E-06	-4.31577E-07
34		-1.02747E-05	-7.66862E-06	-3.22892E-06	-1.24575E-06	-2.63563E-07
35		-7.25032E-06	-5.60549E-06	-2.53656E-06	-9.92435E-07	-1.77595E-07
36		-9.91598E-06	-7.84184E-06	-3.43708E-06	-1.26375E-06	-2.18088E-07

PLANT NAME: FORT MEADE SULFURIC ACID POLLUTANT: SO2 EMISSION UNITS: GM/SEC AIR QUALITY UNITS: GM/M\*\*3

YEARLY MAXIMUM 24-HOUR CONC= 2.5751E-07 DIRECTION= 9 DISTANCE= 1.0 KM DAY=249

DIR	HIGHEST 24-HOUR CONCENTRATION AT EACH RECEPTOR				
	RANGE	.6 KM	1.0 KM	2.0 KM	4.0 KM
1	4.1667E-32 ( 6)	1.0753E-07 (215)	5.2191E-08 (215)	4.9553E-08 (233)	4.8874E-08 (143)
2	4.1667E-32 ( 1)	2.3252E-07 (215)	1.2980E-07 (215)	6.8928E-08 (215)	1.5404E-07 (237)
3	4.1667E-32 ( 1)	9.7767E-08 (241)	2.6331E-08 (241)	7.1846E-08 (205)	1.3901E-07 (237)
4	4.1667E-32 ( 1)	1.9784E-07 (241)	7.1022E-08 (241)	9.5140E-08 (150)	3.2640E-08 (237)
5	4.1667E-32 ( 1)	2.4011E-09 (248)	8.1338E-08 (241)	1.1342E-07 (150)	4.6776E-08 (261)
6	4.1667E-32 ( 1)	2.0984E-08 (248)	1.1502E-07 (215)	1.5622E-07 (216)	6.5695E-08 (244)
7	4.1667E-32 ( 1)	9.1052E-08 (248)	7.3394E-08 (215)	1.1630E-07 (216)	3.6355E-08 ( 78)
8	4.1667E-32 ( 1)	1.8752E-07 (248)	1.3798E-07 (248)	9.6519E-08 (195)	3.6415E-08 ( 53)
9	4.1667E-32 ( 1)	2.5751E-07 (249)	1.1164E-07 (248)	1.2315E-07 (195)	7.3483E-08 ( 46)
10	4.1667E-32 ( 1)	2.3665E-07 (189)	6.9779E-08 (189)	1.2660E-07 ( 87)	4.7159E-08 ( 87)
11	4.1667E-32 ( 1)	1.0963E-07 (189)	5.4455E-08 ( 87)	3.2143E-08 ( 87)	3.8896E-08 ( 96)
12	4.1667E-32 ( 1)	2.7029E-08 (150)	9.7408E-09 ( 87)	3.7419E-08 (112)	9.0301E-08 (184)
13	4.1667E-32 ( 1)	2.4551E-09 (150)	6.8074E-10 ( 87)	1.1327E-07 (182)	4.4795E-08 (182)
14	4.1667E-32 ( 1)	6.5083E-10 (247)	5.1894E-11 (247)	6.4337E-08 (194)	3.5312E-08 (208)
15	8.1251E-32 ( 3)	4.1667E-32 ( 1)	9.1201E-10 (247)	5.8791E-08 (194)	2.5405E-08 (194)
16	5.4064E-32 (304)	4.0937E-11 (163)	1.1569E-09 (247)	4.7446E-08 (189)	1.1943E-07 ( 48)
17	7.5937E-32 ( 73)	9.5234E-10 (163)	8.1939E-11 (163)	6.5331E-08 ( 45)	8.3112E-08 (245)
18	6.1800E-32 (290)	1.0284E-08 (163)	2.6490E-11 (265)	1.1385E-07 (245)	4.9315E-08 (245)
19	8.3333E-32 ( 72)	4.5719E-08 (163)	7.4300E-09 (263)	6.8235E-08 (252)	5.8084E-08 (208)
20	4.1667E-32 ( 1)	1.7060E-07 (163)	4.0329E-08 (163)	8.2430E-08 (252)	1.9772E-08 (193)
21	8.3084E-32 (215)	4.1667E-32 ( 1)	4.7816E-08 (163)	9.2082E-08 (189)	2.4883E-08 (359)
22	7.5015E-32 (119)	5.6569E-08 (186)	1.5704E-08 (158)	8.3797E-08 (283)	6.0149E-08 (363)
23	8.3333E-32 ( 78)	1.5726E-07 (186)	8.2974E-08 (186)	1.3909E-07 (283)	5.1370E-08 (283)
24	8.3333E-32 ( 75)	8.2016E-08 (248)	2.1806E-08 (248)	1.5150E-07 (237)	4.8484E-08 (237)
25	8.3333E-32 ( 75)	8.3333E-32 ( 75)	8.3333E-32 ( 75)	9.6259E-08 (363)	4.1879E-08 (363)
26	1.1096E-31 (215)	8.3333E-32 ( 75)	2.6479E-11 (214)	8.7529E-08 (323)	5.8262E-08 (323)
27	8.3333E-32 (211)	8.3333E-32 (211)	8.3333E-32 (211)	3.1747E-10 ( 64)	4.6778E-08 (141)
28	4.1667E-32 ( 2)	4.1667E-32 ( 2)	8.3333E-32 ( 98)	3.3382E-08 (253)	3.5232E-08 (237)
29	4.1667E-32 ( 5)	4.1667E-32 ( 5)	2.0419E-10 (158)	4.8339E-08 (248)	3.9044E-08 (253)
30	4.1667E-32 ( 6)	4.1667E-32 ( 6)	3.0600E-09 (186)	6.2801E-08 (248)	1.1458E-07 (291)
31	8.3309E-32 (290)	1.4462E-11 (156)	9.0461E-13 (156)	4.5277E-08 ( 73)	4.5035E-08 (241)
32	4.1667E-32 ( 6)	4.1667E-32 ( 6)	2.0230E-16 (267)	5.3898E-08 (231)	3.6493E-08 (231)
33	8.3333E-32 (194)	8.3333E-32 (194)	4.1074E-16 (154)	1.0503E-07 (314)	6.8065E-08 (206)
34	4.1667E-32 ( 6)	4.1667E-32 ( 6)	1.8889E-09 (196)	7.0332E-08 (314)	9.2772E-08 (210)
35	4.1667E-32 ( 6)	4.1667E-32 ( 6)	4.1667E-32 ( 6)	5.6760E-08 ( 54)	3.9191E-08 ( 78)
36	4.1667E-32 ( 6)	1.5913E-08 (215)	9.1138E-09 (215)	5.2853E-08 ( 29)	4.4532E-08 (135)

PLANT NAME: FORT MEADE SULFURIC ACID POLLUTANT: SO2 EMISSION UNITS: GM/SEC AIR QUALITY UNITS: GM/M\*\*3

YEARLY SECOND MAXIMUM 24-HOUR CONC= 2.5379E-07 DIRECTION= 9 DISTANCE= 1.0 KM DAY=189

SECOND HIGHEST 24-HOUR CONCENTRATION AT EACH RECEPTOR

RANGE	.6 KM	1.0 KM	2.0 KM	4.0 KM	12.0 KM
DIR					
1	4.1667E-32 ( 7)	2.2506E-09 (241)	3.0114E-10 (241)	4.8109E-08 (206)	4.1214E-08 (237)
2	4.1667E-32 ( 6)	2.1092E-08 (241)	4.2600E-09 (241)	5.9162E-08 (210)	3.8925E-08 (124)
3	4.1667E-32 ( 6)	2.6900E-09 (229)	1.0273E-08 (112)	6.4362E-08 (209)	3.7804E-08 ( 45)
4	4.1667E-32 ( 6)	1.3652E-10 (248)	2.5420E-08 (112)	9.4958E-08 (195)	2.9447E-08 (162)
5	4.1667E-32 ( 6)	3.0824E-10 (189)	2.9068E-08 (224)	7.7962E-08 (216)	3.6300E-08 (210)
6	4.1667E-32 ( 6)	5.7834E-09 (222)	2.8707E-08 (224)	9.5157E-08 (194)	6.3318E-08 (216)
7	4.1667E-32 ( 6)	3.5817E-08 (189)	5.5517E-08 (248)	1.0354E-07 (259)	3.6210E-08 (298)
8	4.1667E-32 ( 2)	1.3525E-07 (189)	6.9517E-08 (249)	9.3246E-08 (259)	2.7767E-08 (234)
9	4.1667E-32 ( 2)	2.5379E-07 (189)	1.0707E-07 (249)	8.1506E-08 (238)	5.3964E-08 (137)
10	4.1667E-32 ( 2)	4.1667E-32 ( 1)	5.5039E-08 (150)	1.0768E-07 (195)	3.3074E-08 (222)
11	4.1667E-32 ( 2)	5.6851E-08 (150)	2.8067E-08 (189)	2.7085E-08 (314)	2.3925E-08 (222)
12	4.1667E-32 ( 2)	2.1468E-08 (189)	4.8901E-09 (189)	7.2172E-09 (222)	5.6470E-08 (250)
13	4.1667E-32 ( 2)	1.6630E-09 ( 87)	6.7514E-10 (222)	4.7066E-08 ( 23)	3.6461E-08 (245)
14	4.1667E-32 ( 3)	1.2007E-10 ( 87)	4.2175E-11 (222)	3.7012E-08 (182)	3.1906E-08 (194)
15	4.1667E-32 ( 1)	4.1667E-32 ( 3)	4.1667E-32 ( 1)	4.8778E-08 (189)	1.6563E-08 ( 26)
16	4.1667E-32 ( 1)	4.1667E-32 ( 1)	1.9742E-12 (163)	3.7784E-08 (240)	1.6007E-08 (245)
17	4.1667E-32 ( 1)	4.1667E-32 ( 1)	1.9331E-13 (265)	5.0990E-08 (216)	3.4079E-08 ( 45)
18	4.1667E-32 ( 1)	4.1667E-32 ( 1)	1.7468E-15 (158)	8.4680E-08 (247)	4.1938E-08 (208)
19	8.3296E-32 ( 55)	3.0153E-11 (186)	7.9920E-10 (265)	5.8731E-08 (247)	2.9058E-08 (231)
20	4.1667E-32 ( 3)	7.5228E-10 (186)	4.2833E-09 (265)	5.6308E-08 (189)	1.8200E-08 (205)
21	6.9290E-32 (150)	4.1667E-32 ( 2)	2.8272E-09 (158)	5.8691E-08 (359)	2.3677E-08 (288)
22	6.9290E-32 (195)	4.1667E-32 ( 1)	4.1667E-32 ( 1)	5.9319E-08 (265)	2.8056E-08 (283)
23	8.3269E-32 (355)	2.3460E-08 (248)	1.0393E-09 (248)	4.6469E-08 ( 52)	2.4056E-08 ( 52)
24	4.1667E-32 ( 2)	8.3333E-32 ( 75)	8.3333E-32 ( 75)	1.0381E-07 (283)	3.6116E-08 (283)
25	8.3084E-32 (215)	4.1667E-32 ( 2)	8.3333E-32 (216)	6.5432E-09 (185)	3.7467E-08 (186)
26	8.3333E-32 ( 75)	8.3333E-32 (215)	8.3333E-32 ( 75)	7.5076E-08 (237)	3.8629E-08 (363)
27	4.1667E-32 ( 2)	4.1667E-32 ( 2)	4.1667E-32 ( 2)	5.2316E-11 (291)	1.0079E-08 (363)
28	4.1667E-32 ( 5)	4.1667E-32 ( 5)	4.1667E-32 ( 2)	2.3560E-09 (291)	2.1544E-08 (253)
29	4.1667E-32 ( 6)	4.1667E-32 ( 6)	4.9651E-11 (217)	3.3762E-08 (251)	2.5666E-08 (198)
30	4.1667E-32 ( 7)	4.1667E-32 ( 7)	2.7527E-11 (156)	4.8561E-08 (251)	8.7801E-08 (185)
31	4.1667E-32 ( 6)	4.1667E-32 ( 6)	1.6467E-13 (267)	3.4496E-08 (240)	3.9906E-08 (216)
32	4.1667E-32 ( 7)	4.1667E-32 ( 7)	4.1667E-32 ( 6)	5.3880E-08 (314)	3.1482E-08 ( 75)
33	6.5493E-32 (363)	4.1667E-32 ( 6)	8.3333E-32 (194)	1.0210E-07 (229)	4.1783E-08 (314)
34	4.1667E-32 ( 7)	4.1667E-32 ( 7)	4.1667E-32 ( 6)	5.9613E-08 (218)	5.2884E-08 (103)
35	4.1667E-32 ( 7)	4.1667E-32 ( 7)	4.1667E-32 ( 7)	5.3016E-08 (238)	2.3506E-08 ( 87)
36	4.1667E-32 ( 7)	2.2276E-09 (248)	2.1952E-09 (111)	5.1906E-08 ( 87)	3.1041E-08 (259)



PLANT NAME: FORT HEADE SULFURIC ACID POLLUTANT: SO2 EMISSION UNITS: GM/SEC AIR QUALITY UNITS: GM/M\*\*3

YEARLY MAXIMUM 3-HOUR CONC= 2.4641E-06 DIRECTION= 22 DISTANCE= 1.0 KM DAY=189 TIME PERIOD= 5

DIR	RANGE	HIGHEST .6 KM	3-HOUR CONCENTRATION AT EACH RECEPTOR			
			1.0 KM	2.0 KM	4.0 KM	12.0 KM
1	1.0000E-30	( 1, 1)	8.6025E-07 (215, 4)	4.1753E-07 (215, 4)	4.0117E-07 (196, 4)	4.7383E-07 (143, 3)
2	1.0000E-30	( 1, 1)	1.8602E-06 (215, 4)	1.0384E-06 (215, 4)	5.5143E-07 (215, 4)	1.2186E-06 (237, 6)
3	1.0000E-30	( 1, 1)	2.0285E-06 (215, 4)	1.1361E-06 (215, 4)	6.1061E-07 (215, 4)	6.0052E-07 (237, 4)
4	1.0000E-30	( 1, 1)	1.8130E-06 (241, 5)	6.2790E-07 (215, 4)	7.0544E-07 (124, 3)	2.9211E-07 (124, 3)
5	1.0000E-30	( 1, 1)	1.7675E-06 (241, 5)	1.3203E-06 (206, 4)	6.9397E-07 (206, 4)	2.5878E-07 (244, 4)
6	1.0000E-30	( 1, 1)	1.9752E-06 (215, 4)	1.5582E-06 (206, 4)	1.0121E-06 (216, 3)	5.2556E-07 (244, 4)
7	1.0000E-30	( 1, 1)	1.9375E-06 (229, 4)	8.6676E-07 (215, 4)	5.8092E-07 (299, 4)	2.7637E-07 ( 78, 4)
8	1.0000E-30	( 1, 1)	1.5734E-06 (248, 4)	1.1042E-06 (248, 4)	6.2934E-07 ( 53, 4)	2.2714E-07 (290, 4)
9	1.0000E-30	( 1, 1)	2.1595E-06 ( 87, 4)	1.5142E-06 ( 87, 4)	1.2366E-06 (207, 4)	5.8786E-07 ( 46, 5)
10	1.0000E-30	( 1, 1)	1.8932E-06 (189, 4)	1.2832E-06 ( 87, 4)	7.8188E-07 (242, 4)	2.8703E-07 (303, 4)
11	1.0000E-30	( 1, 1)	8.7723E-07 (189, 4)	5.9638E-07 (222, 4)	4.1638E-07 (195, 4)	3.3186E-07 ( 96, 3)
12	1.0000E-30	( 1, 1)	2.1623E-07 (150, 5)	1.7999E-07 (222, 4)	4.1828E-07 (112, 4)	7.9211E-07 (184, 4)
13	1.0000E-30	( 1, 1)	2.7847E-08 (150, 5)	1.5564E-08 (222, 4)	9.0617E-07 (182, 3)	3.5836E-07 (182, 3)
14	1.0000E-30	( 1, 1)	5.7570E-09 (247, 5)	2.4935E-07 (184, 4)	5.6043E-07 (194, 3)	2.8249E-07 (208, 6)
15	1.0000E-30	( 1, 1)	7.1374E-08 (247, 5)	7.3128E-08 (184, 4)	4.7033E-07 (194, 3)	2.0324E-07 (194, 3)
16	1.0000E-30	( 1, 1)	4.3972E-07 (247, 5)	7.0955E-08 (247, 5)	4.9012E-07 (216, 4)	7.8707E-07 ( 48, 6)
17	1.0000E-30	( 1, 1)	1.3462E-06 (247, 5)	2.6687E-07 (247, 5)	1.2779E-06 (245, 3)	4.9261E-07 (245, 3)
18	1.0000E-30	( 1, 1)	2.0480E-06 (247, 5)	4.3858E-07 (247, 5)	1.0725E-06 (245, 3)	3.9056E-07 (245, 3)
19	1.0000E-30	( 1, 1)	1.7618E-06 (189, 5)	3.5019E-07 (189, 5)	4.5350E-07 ( 19, 4)	2.3672E-06 (236, 6)
20	1.0000E-30	( 1, 1)	2.3910E-06 (189, 5)	4.8078E-07 (189, 5)	3.9630E-07 (205, 4)	7.9001E-07 (236, 6)
21	1.0000E-30	( 1, 1)	2.4504E-06 (189, 5)	5.2214E-07 (189, 5)	4.9573E-07 (264, 4)	6.6774E-07 (245, 3)
22	1.0000E-30	( 1, 1)	2.4641E-06 (189, 5)	6.0721E-07 (189, 5)	6.7038E-07 (283, 4)	4.8119E-07 (363, 4)
23	1.0000E-30	( 1, 1)	1.7813E-06 (189, 5)	6.7227E-07 (186, 4)	1.1127E-06 (283, 4)	4.1096E-07 (283, 4)
24	1.0000E-30	( 1, 1)	2.1313E-06 (186, 4)	1.1048E-06 (186, 4)	1.2120E-06 (237, 4)	3.9888E-07 (284, 3)
25	1.0000E-30	( 1, 2)	1.9593E-06 (247, 5)	7.9180E-07 (186, 4)	2.0506E-06 (237, 4)	7.7825E-07 (237, 4)
26	1.0000E-30	( 1, 5)	1.9375E-06 (248, 5)	6.1279E-07 (248, 5)	7.3392E-07 (323, 3)	4.6475E-07 (323, 3)
27	1.0000E-30	( 1, 5)	1.0325E-06 (248, 5)	2.9087E-07 (248, 5)	7.0615E-07 (208, 5)	3.7456E-07 (141, 3)
28	1.0000E-30	( 1, 5)	1.1862E-06 (163, 4)	5.8578E-07 (163, 4)	5.0779E-07 (230, 3)	3.7665E-07 (231, 3)
29	1.0000E-30	( 1, 8)	1.8049E-06 (163, 4)	9.6268E-07 (163, 4)	8.7982E-07 (185, 4)	4.2127E-07 (283, 3)
30	1.0000E-30	( 1, 1)	1.3645E-06 (163, 4)	6.9127E-07 (163, 4)	1.7167E-06 (185, 4)	7.1111E-07 (185, 4)
31	1.0000E-30	( 1, 1)	5.1259E-07 (163, 4)	2.1689E-07 (163, 4)	1.0272E-06 (185, 4)	3.5005E-07 (185, 4)
32	1.0000E-30	( 1, 1)	1.7921E-07 (248, 4)	1.0715E-06 (248, 4)	6.0956E-07 (248, 4)	2.9195E-07 (231, 4)
33	1.0000E-30	( 1, 1)	1.7557E-06 (248, 4)	9.4544E-07 (248, 4)	8.2783E-07 (229, 4)	5.4982E-07 (206, 3)
34	1.0000E-30	( 1, 1)	7.7812E-07 (248, 4)	3.5028E-07 (248, 4)	2.1390E-06 (236, 4)	8.2890E-07 (236, 4)
35	1.0000E-30	( 1, 1)	1.6713E-07 (248, 4)	5.6669E-08 (248, 4)	4.7385E-07 ( 54, 4)	5.1679E-07 (236, 4)
36	1.0000E-30	( 1, 1)	1.2731E-07 (215, 4)	7.2911E-08 (215, 4)	4.5750E-07 (309, 4)	6.0460E-07 (236, 4)

PLANT NAME: FORT MEADE SULFURIC ACID POLLUTANT: SO2 EMISSION UNITS: GM/SEC AIR QUALITY UNITS: GM/M\*\*3

YEARLY SECOND MAXIMUM 3-HOUR CONC= 2.1591E-06 DIRECTION= 9 DISTANCE= 1.0 KM DAY=249 TIME PERIOD= 4

DIR	SECOND HIGHEST		3-HOUR CONCENTRATION AT EACH RECEPTOR							
	RANGE	.6 KM	1.0 KM	2.0 KM	4.0 KM	12.0 KM				
1	1.0000E-30	( 1, 2)	1.8005E-08	(241, 5)	7.8360E-08	(211, 4)	3.9643E-07	(233, 4)	3.2971E-07	(237, 6)
2	1.0000E-30	( 1, 2)	1.6875E-07	(241, 5)	1.1102E-07	(211, 4)	4.7598E-07	(210, 5)	3.1140E-07	(124, 3)
3	1.0000E-30	( 1, 2)	7.8594E-07	(241, 5)	2.1065E-07	(241, 5)	5.8199E-07	(205, 4)	5.1155E-07	(237, 6)
4	1.0000E-30	( 1, 2)	1.3354E-06	(215, 4)	5.6892E-07	(241, 5)	5.8175E-07	(102, 5)	2.3473E-07	(162, 3)
5	1.0000E-30	( 1, 2)	1.5061E-06	(206, 4)	6.7033E-07	(241, 5)	6.6917E-07	(261, 5)	2.5768E-07	(233, 4)
6	1.0000E-30	( 1, 2)	1.8067E-06	(229, 4)	9.5121E-07	(215, 4)	8.4607E-07	(206, 4)	4.6828E-07	(216, 3)
7	1.0000E-30	( 1, 2)	1.8097E-06	(215, 4)	8.0344E-07	(206, 4)	5.5827E-07	( 78, 4)	2.2470E-07	( 24, 5)
8	1.0000E-30	( 1, 2)	1.5220E-06	(249, 4)	7.8079E-07	( 87, 4)	6.2112E-07	(207, 4)	2.1410E-07	(248, 4)
9	1.0000E-30	( 1, 2)	2.1591E-06	(249, 4)	1.1995E-06	(248, 4)	1.1201E-06	(124, 4)	4.6105E-07	(207, 4)
10	1.0000E-30	( 1, 2)	1.8777E-06	( 87, 4)	9.1295E-07	(222, 4)	7.1205E-07	(124, 4)	2.8012E-07	(181, 3)
11	1.0000E-30	( 1, 2)	8.1127E-07	( 87, 4)	4.7511E-07	( 87, 4)	3.6670E-07	(193, 4)	1.4805E-07	(184, 4)
12	1.0000E-30	( 1, 2)	2.0199E-07	(189, 4)	7.6864E-08	( 87, 4)	4.1191E-07	(245, 4)	4.7371E-07	(250, 4)
13	1.0000E-30	( 1, 2)	2.3112E-08	(189, 4)	5.4335E-09	( 87, 4)	4.0244E-07	(184, 4)	3.4459E-07	(184, 4)
14	1.0000E-30	( 1, 2)	1.7025E-09	(150, 5)	4.1842E-10	(247, 5)	4.7211E-07	(102, 4)	2.5634E-07	(194, 3)
15	1.0000E-30	( 1, 2)	1.0000E-30	( 1, 1)	8.2430E-09	(247, 5)	3.9023E-07	(189, 5)	1.4938E-07	(362, 5)
16	1.0000E-30	( 1, 2)	2.0250E-08	(184, 4)	5.8104E-09	(184, 4)	3.9047E-07	(189, 5)	2.2944E-07	(216, 4)
17	1.0000E-30	( 1, 2)	7.6187E-09	(163, 4)	1.0114E-07	(263, 5)	6.0038E-07	(148, 3)	2.7144E-07	( 45, 5)
18	1.0000E-30	( 1, 2)	8.8074E-08	(163, 4)	2.1322E-07	(263, 5)	5.0620E-07	(193, 3)	3.3551E-07	(208, 5)
19	1.0000E-30	( 1, 2)	1.5483E-06	(247, 5)	3.1493E-07	(247, 5)	3.5161E-07	(231, 4)	4.6467E-07	(208, 5)
20	1.0000E-30	( 1, 2)	1.3649E-06	(163, 4)	3.2467E-07	(163, 4)	3.6153E-07	(252, 5)	1.5679E-07	(322, 3)
21	1.0000E-30	( 1, 2)	1.1041E-07	(247, 5)	3.8261E-07	(163, 4)	4.9524E-07	(189, 4)	1.9907E-07	(359, 4)
22	1.0000E-30	( 1, 2)	4.5967E-07	(186, 4)	1.7874E-07	(186, 4)	4.9974E-07	(189, 4)	2.2445E-07	(283, 4)
23	1.0000E-30	( 1, 2)	1.4072E-06	(186, 4)	4.4167E-07	(189, 5)	5.2613E-07	(158, 5)	1.8126E-07	(163, 4)
24	1.0000E-30	( 1, 2)	9.8835E-07	(247, 5)	4.0095E-07	(156, 4)	8.3051E-07	(283, 4)	3.8787E-07	(237, 4)
25	1.0000E-30	( 1, 4)	1.8066E-06	(248, 5)	6.9314E-07	(156, 4)	7.7106E-07	(363, 4)	4.1789E-07	(235, 3)
26	1.0000E-30	( 1, 6)	5.8619E-07	(247, 5)	4.6254E-07	(247, 5)	7.0615E-07	(208, 5)	3.0903E-07	(363, 4)
27	1.0000E-30	( 1, 6)	3.5511E-07	(163, 4)	1.5523E-07	(163, 4)	5.7599E-07	(247, 4)	2.8997E-07	(323, 3)
28	1.0000E-30	( 1, 7)	2.7344E-07	(248, 5)	1.9524E-07	(185, 4)	3.9970E-07	(247, 5)	3.4753E-07	(230, 4)
29	1.0000E-30	( 2, 1)	3.5984E-08	(248, 5)	9.5745E-08	(154, 4)	7.0207E-07	(283, 3)	3.4857E-07	(234, 3)
30	1.0000E-30	( 2, 1)	2.3532E-09	(248, 5)	7.1161E-08	(212, 5)	6.1255E-07	(241, 4)	5.5328E-07	(291, 4)
31	1.0000E-30	( 1, 2)	1.1569E-10	(156, 4)	2.0218E-07	(212, 5)	5.7948E-07	(241, 4)	3.1925E-07	(216, 3)
32	1.0000E-30	( 1, 2)	9.5692E-08	(163, 4)	3.3687E-07	(185, 4)	4.8929E-07	(229, 4)	2.7084E-07	(234, 4)
33	1.0000E-30	( 1, 2)	8.8771E-09	(163, 4)	7.6749E-08	(186, 4)	7.5458E-07	(236, 4)	3.0123E-07	(218, 3)
34	1.0000E-30	( 1, 2)	4.0922E-10	(163, 4)	4.2260E-08	(186, 4)	4.7690E-07	(218, 3)	6.9121E-07	(210, 3)
35	1.0000E-30	( 1, 2)	1.0000E-30	( 1, 1)	5.2351E-09	(186, 4)	4.2417E-07	(238, 4)	3.1353E-07	( 78, 4)
36	1.0000E-30	( 1, 2)	1.7832E-08	(248, 4)	1.9753E-08	(111, 5)	4.2647E-07	(135, 3)	4.7383E-07	(143, 3)

ATTACHMENT C

Concentrations at Distances of 3.0, 6.0, 15.0, 20.0, and 25.0 km  
Using Entire 1972 Meteorological Data Set

MAXIMUM MEAN CONC= -2.9060E-08 DIRECTION= 1 DISTANCE= 25.0 KM

DIR	ANNUAL MEAN CONCENTRATION AT EACH RECEPTOR					
	RANGE	3.0 KM	6.0 KM	15.0 KM	20.0 KM	25.0 KM
1		-1.48482E-06	-4.28374E-07	-7.53402E-08	-4.36503E-08	-2.90598E-08
2		-2.02334E-06	-6.39973E-07	-1.35861E-07	-8.37117E-08	-5.80183E-08
3		-1.71103E-06	-6.00876E-07	-1.38348E-07	-8.64185E-08	-6.03063E-08
4		-1.50699E-06	-6.00240E-07	-1.41404E-07	-8.68955E-08	-5.96974E-08
5		-1.78153E-06	-7.74205E-07	-2.08397E-07	-1.34225E-07	-9.55128E-08
6		-1.55597E-06	-5.58626E-07	-1.35216E-07	-8.68542E-08	-6.24348E-08
7		-1.56830E-06	-5.46357E-07	-1.32489E-07	-8.42090E-08	-5.93372E-08
8		-1.74245E-06	-4.87365E-07	-9.31609E-08	-5.68413E-08	-3.93695E-08
9		-3.31836E-06	-9.39211E-07	-1.72470E-07	-1.01663E-07	-6.82819E-08
10		-2.36106E-06	-7.20764E-07	-1.54451E-07	-9.63104E-08	-6.76043E-08
11		-2.11494E-06	-6.87884E-07	-1.34138E-07	-8.02434E-08	-5.47071E-08
12		-2.03619E-06	-8.31539E-07	-1.94517E-07	-1.19885E-07	-8.28587E-08
13		-2.26734E-06	-9.25597E-07	-2.25635E-07	-1.40890E-07	-9.80789E-08
14		-2.71352E-06	-1.40127E-06	-4.28190E-07	-2.80182E-07	-2.00450E-07
15		-2.27930E-06	-8.59571E-07	-1.91797E-07	-1.16839E-07	-8.03500E-08
16		-1.72701E-06	-7.24185E-07	-1.79031E-07	-1.10791E-07	-7.62778E-08
17		-1.54011E-06	-6.73105E-07	-1.87024E-07	-1.21480E-07	-8.67394E-08
18		-2.00672E-06	-8.72049E-07	-2.40088E-07	-1.57519E-07	-1.14068E-07
19		-1.50229E-06	-6.70645E-07	-1.79044E-07	-1.13013E-07	-7.89136E-08
20		-1.41368E-06	-5.91433E-07	-1.46148E-07	-9.15255E-08	-6.39548E-08
21		-2.46230E-06	-1.28032E-06	-4.02562E-07	-2.66794E-07	-1.92760E-07
22		-2.65215E-06	-1.06227E-06	-2.79130E-07	-1.81001E-07	-1.29980E-07
23		-4.86354E-06	-2.35432E-06	-6.65179E-07	-4.27743E-07	-3.02607E-07
24		-5.34023E-06	-2.45623E-06	-6.74421E-07	-4.35613E-07	-3.11047E-07
25		-6.42198E-06	-3.38081E-06	-1.02698E-06	-6.76077E-07	-4.87211E-07
26		-6.26427E-06	-2.90478E-06	-7.96952E-07	-5.12576E-07	-3.64248E-07
27		-8.41495E-06	-3.74330E-06	-9.74235E-07	-6.18986E-07	-4.37096E-07
28		-5.39460E-06	-2.50571E-06	-6.99014E-07	-4.51265E-07	-3.20720E-07
29		-4.38583E-06	-2.10825E-06	-6.16476E-07	-4.06662E-07	-2.95276E-07
30		-3.90869E-06	-2.07130E-06	-6.25165E-07	-4.09241E-07	-2.93125E-07
31		-3.05246E-06	-1.34031E-06	-3.67169E-07	-2.36094E-07	-1.67700E-07
32		-2.06799E-06	-7.27055E-07	-1.73721E-07	-1.10188E-07	-7.78038E-08
33		-2.67768E-06	-1.15082E-06	-3.06404E-07	-1.96694E-07	-1.39564E-07
34		-1.84982E-06	-7.12698E-07	-1.89736E-07	-1.25425E-07	-9.16650E-08
35		-1.48529E-06	-5.44392E-07	-1.21541E-07	-7.45988E-08	-5.14759E-08
36		-1.93655E-06	-6.74960E-07	-1.50684E-07	-9.45823E-08	-6.70230E-08

PLANT NAME: FORT MEADE SULFURIC ACID POLLUTANT: SO2 EMISSION UNITS: GM/SEC AIR QUALITY UNITS: GM/M\*\*3

YEARLY MAXIMUM 24-HOUR CONC= 2.2376E-07 DIRECTION= 3 DISTANCE= 6.0 KM DAY=237

HIGHEST 24-HOUR CONCENTRATION AT EACH RECEPTOR

RANGE	3.0 KM	6.0 KM	15.0 KM	20.0 KM	25.0 KM
DIR					
1	5.9935E-08 (187)	3.4566E-08 (206)	4.1166E-08 (143)	3.2179E-08 (143)	2.6190E-08 (143)
2	8.9646E-08 (215)	4.9039E-08 (162)	1.2917E-07 (237)	9.9015E-08 (237)	8.0445E-08 (237)
3	8.0115E-08 (209)	2.2376E-07 (237)	1.1172E-07 (237)	8.3951E-08 (237)	6.7161E-08 (237)
4	1.1867E-07 (150)	6.9734E-08 (237)	2.4850E-08 (237)	1.8720E-08 (195)	1.5421E-08 (195)
5	1.0146E-07 (102)	8.2520E-08 (261)	3.8026E-08 (261)	2.9079E-08 (261)	2.3649E-08 (261)
6	1.1569E-07 (194)	1.2185E-07 (216)	5.4528E-08 (244)	4.1982E-08 (244)	3.4246E-08 (244)
7	1.3639E-07 (259)	7.6044E-08 (298)	2.9652E-08 ( 78)	2.2874E-08 ( 78)	1.8760E-08 ( 78)
8	1.3333E-07 (195)	5.9193E-08 ( 53)	2.8329E-08 ( 53)	2.0284E-08 ( 53)	1.5777E-08 ( 53)
9	1.6461E-07 (195)	9.8483E-08 ( 46)	6.0008E-08 ( 46)	4.6232E-08 ( 46)	3.7775E-08 ( 46)
10	1.2973E-07 (195)	9.2105E-08 ( 87)	3.7733E-08 ( 87)	3.4197E-08 (183)	3.3224E-08 (183)
11	4.6094E-08 ( 87)	4.0477E-08 (222)	3.3956E-08 ( 96)	2.6708E-08 ( 96)	2.1983E-08 ( 96)
12	1.7789E-08 (112)	9.7082E-08 (184)	7.4527E-08 (184)	5.7937E-08 (184)	4.7680E-08 (184)
13	5.9097E-08 ( 23)	8.4169E-08 (182)	3.6581E-08 (182)	2.8183E-08 (182)	2.3027E-08 (182)
14	3.9132E-08 (198)	5.8391E-08 (194)	3.0046E-08 (208)	2.3014E-08 (208)	1.8666E-08 (208)
15	5.0797E-08 (198)	4.9517E-08 (194)	2.0410E-08 (194)	1.5354E-08 (194)	1.2285E-08 (194)
16	4.4269E-08 (240)	2.1635E-07 ( 48)	9.7545E-08 ( 48)	7.5075E-08 ( 48)	6.1267E-08 ( 48)
17	3.5210E-08 (283)	6.1954E-08 ( 45)	6.9360E-08 (245)	5.3377E-08 (245)	4.3437E-08 (245)
18	6.7778E-08 (247)	9.3374E-08 (245)	3.9583E-08 (245)	2.9717E-08 (245)	2.3743E-08 (245)
19	8.5858E-08 (252)	5.1229E-08 (231)	4.7641E-08 (208)	3.6394E-08 (208)	2.9500E-08 (208)
20	8.0594E-08 (252)	4.7182E-08 (252)	1.7164E-08 (260)	1.3912E-08 (260)	1.9129E-08 (236)
21	1.1325E-07 (189)	5.3101E-08 (189)	2.1454E-08 (250)	1.6997E-08 (250)	1.3957E-08 (250)
22	8.2056E-08 (283)	1.0265E-07 (363)	4.9119E-08 (363)	3.7842E-08 (363)	3.0920E-08 (363)
23	1.3176E-07 (283)	9.8223E-08 (283)	4.1735E-08 (283)	3.1953E-08 (283)	2.5990E-08 (283)
24	1.8509E-07 (237)	1.0017E-07 (237)	3.8157E-08 (237)	2.7870E-08 (237)	2.1738E-08 (237)
25	5.5488E-08 (363)	7.6239E-08 (363)	3.4459E-08 (363)	2.6846E-08 (363)	2.2151E-08 (363)
26	9.5843E-08 (237)	1.1324E-07 (323)	4.6849E-08 (323)	3.5325E-08 (323)	2.8345E-08 (323)
27	7.4231E-11 ( 64)	8.3577E-08 (141)	3.8405E-08 (141)	2.9803E-08 (141)	2.4498E-08 (141)
28	2.2724E-13 ( 52)	4.0913E-08 (253)	2.9005E-08 (237)	2.2351E-08 (237)	1.8263E-08 (237)
29	2.3278E-08 (248)	5.5140E-08 (253)	3.2101E-08 (253)	2.4657E-08 (253)	2.0058E-08 (253)
30	5.3872E-08 (251)	5.2946E-08 (248)	9.4458E-08 (291)	7.3026E-08 (291)	5.9806E-08 (291)
31	5.7020E-08 ( 73)	4.4551E-08 (241)	3.7297E-08 (241)	2.8743E-08 (241)	2.3466E-08 (241)
32	5.3637E-08 (315)	6.6779E-08 (231)	2.9754E-08 (231)	2.2860E-08 (231)	1.8625E-08 (231)
33	1.0991E-07 (229)	7.9807E-08 (314)	5.5928E-08 (206)	4.3295E-08 (206)	3.5461E-08 (206)
34	6.6433E-08 (314)	6.8325E-08 (210)	7.5454E-08 (210)	5.7607E-08 (210)	4.6715E-08 (210)
35	5.8293E-08 (238)	3.7945E-08 ( 87)	3.3730E-08 ( 78)	2.6073E-08 ( 78)	2.1303E-08 ( 78)
36	5.2957E-08 (224)	7.8132E-08 (135)	3.6642E-08 (135)	2.8440E-08 (135)	2.3356E-08 (135)

PLANT NAME: FORT MEADE SULFURIC ACID POLLUTANT: SO2 EMISSION UNITS: GM/SEC AIR QUALITY UNITS: GM/M\*\*3  
 YEARLY SECOND MAXIMUM 24-HOUR CONC= 1.2873E-07 DIRECTION= 7 DISTANCE= 3.0 KM DAY=209

DIR	SECOND HIGHEST 24-HOUR CONCENTRATION AT EACH RECEPTOR				
	RANGE 3.0 KM	6.0 KM	15.0 KM	20.0 KM	25.0 KM
1	5.9818E-08 (233)	3.4406E-08 (233)	3.3709E-08 (237)	2.3874E-08 (237)	1.8123E-08 (237)
2	6.0026E-08 (210)	4.7565E-08 (215)	3.1806E-08 (124)	2.4547E-08 (124)	2.0103E-08 (124)
3	5.6692E-08 (187)	6.3256E-08 (205)	3.1630E-08 ( 45)	2.4615E-08 ( 45)	2.0136E-08 ( 45)
4	1.1168E-07 (195)	6.1465E-08 (195)	2.4059E-08 (195)	1.8268E-08 (245)	1.5114E-08 (245)
5	9.3912E-08 (218)	7.1674E-08 (150)	3.0326E-08 (210)	2.3400E-08 (210)	1.8977E-08 (210)
6	1.0595E-07 (299)	5.3890E-08 (299)	5.1880E-08 (216)	4.0182E-08 (216)	3.2982E-08 (216)
7	1.2873E-07 (209)	6.8550E-08 (216)	2.9148E-08 (298)	2.2067E-08 (298)	1.7876E-08 (298)
8	1.2604E-07 (185)	5.6773E-08 (216)	2.2465E-08 (234)	1.6753E-08 (234)	1.3539E-08 (248)
9	1.0098E-07 (248)	6.7417E-08 (137)	4.6817E-08 ( 87)	3.9944E-08 ( 87)	3.4169E-08 ( 87)
10	1.1985E-07 ( 87)	5.9826E-08 (195)	2.5839E-08 (183)	1.8296E-08 ( 87)	2.2611E-08 ( 87)
11	3.3943E-08 (314)	3.9863E-08 (195)	1.8597E-08 (195)	1.3553E-08 (195)	1.0632E-08 (195)
12	5.1494E-09 ( 87)	6.7114E-08 (250)	4.7578E-08 (250)	3.7676E-08 (250)	3.1291E-08 (250)
13	3.5931E-08 (225)	3.2617E-08 (245)	3.0709E-08 (245)	2.3742E-08 (245)	1.9126E-08 (245)
14	2.4813E-08 ( 23)	2.4933E-08 (182)	2.6070E-08 (194)	2.0056E-08 (194)	1.6348E-08 (194)
15	2.7664E-08 (189)	3.1467E-08 (189)	1.4763E-08 ( 26)	1.0575E-08 ( 26)	7.9781E-09 ( 47)
16	2.3715E-08 (189)	3.1211E-08 (189)	1.2541E-08 (245)	8.7058E-09 (216)	9.7138E-09 (216)
17	3.1932E-08 (193)	5.9449E-08 (245)	2.8008E-08 ( 45)	2.1770E-08 ( 45)	1.7921E-08 ( 45)
18	5.9315E-08 (157)	7.1250E-08 (208)	3.4008E-08 (208)	2.5911E-08 (208)	2.0982E-08 (208)
19	4.8767E-08 (206)	3.8701E-08 (208)	2.3692E-08 (231)	1.8202E-08 (231)	1.4830E-08 (231)
20	4.8767E-08 (206)	3.9473E-08 (189)	1.6035E-08 (193)	1.1711E-08 (193)	1.1335E-08 (260)
21	7.0864E-08 (265)	4.6699E-08 (359)	2.0288E-08 (359)	1.5587E-08 (359)	1.2700E-08 (359)
22	6.9093E-08 (265)	5.8327E-08 (283)	2.2426E-08 (189)	1.7885E-08 (189)	1.4820E-08 (189)
23	5.5732E-08 (186)	4.4799E-08 ( 52)	1.9425E-08 ( 52)	1.4695E-08 ( 52)	1.1824E-08 ( 52)
24	1.0593E-07 (283)	7.1278E-08 (283)	2.8962E-08 (283)	2.1747E-08 (283)	1.7384E-08 (283)
25	9.3984E-09 (185)	4.4402E-08 (314)	3.2033E-08 (186)	2.4400E-08 (186)	1.9582E-08 (186)
26	3.8062E-08 (185)	5.0665E-08 (363)	3.0772E-08 (363)	2.2902E-08 (363)	1.8183E-08 (363)
27	5.8881E-11 ( 52)	8.8261E-09 (117)	1.1056E-08 (337)	1.1135E-08 (337)	1.5358E-08 (323)
28	1.3143E-18 (289)	8.3272E-09 (291)	1.7129E-08 (253)	1.3604E-08 (363)	1.7585E-08 (363)
29	1.6373E-08 (251)	4.3540E-08 ( 27)	2.0785E-08 (231)	1.6127E-08 (231)	1.2920E-08 (231)
30	3.5373E-08 (248)	3.5078E-08 (251)	8.1279E-08 (185)	6.7619E-08 (185)	5.7204E-08 (185)
31	1.7827E-08 ( 24)	2.5427E-08 (240)	3.2435E-08 (216)	2.4783E-08 (216)	2.0101E-08 (216)
32	5.2723E-08 (240)	4.0362E-08 (314)	2.6350E-08 ( 75)	2.0343E-08 ( 75)	1.6627E-08 ( 75)
33	9.3665E-08 (314)	6.9857E-08 (218)	3.3847E-08 (314)	2.5768E-08 (314)	2.0831E-08 (314)
34	5.8780E-08 (240)	5.1372E-08 (314)	4.3646E-08 (103)	3.6223E-08 (147)	3.0637E-08 (147)
35	4.8449E-08 (139)	3.7938E-08 (238)	2.0276E-08 (307)	1.6367E-08 (307)	1.3469E-08 (307)
36	5.2348E-08 ( 87)	3.8090E-08 ( 87)	2.6695E-08 (259)	2.0788E-08 (259)	1.7086E-08 (259)

PLANT NAME: FORT MEADE SULFURIC ACID POLLUTANT: SO2 EMISSION UNITS: GM/SEC AIR QUALITY UNITS: GM/M\*\*3

YEARLY MAXIMUM 3-HOUR CONC= 4.1699E-06 DIRECTION= 19 DISTANCE= 6.0 KM DAY=236 TIME PERIOD= 6

DIR	RANGE	3-HOUR CONCENTRATION AT EACH RECEPTOR				
		HIGHEST 3.0 KM	6.0 KM	15.0 KM	20.0 KM	25.0 KM
1	4.7856E-07 (233, 4)	2.7653E-07 (206, 4)	3.7704E-07 (143, 3)	2.8008E-07 (143, 3)	2.2187E-07 (143, 3)	
2	7.1717E-07 (215, 4)	4.0003E-07 (162, 4)	1.0242E-06 (237, 6)	7.8681E-07 (237, 6)	6.4016E-07 (237, 6)	
3	7.8954E-07 (215, 4)	1.0626E-06 (237, 4)	4.8738E-07 (237, 4)	3.7225E-07 (237, 4)	3.0192E-07 (237, 4)	
4	7.7856E-07 (102, 5)	5.3448E-07 (124, 3)	2.4081E-07 (124, 3)	1.8796E-07 (124, 3)	1.5524E-07 (124, 3)	
5	9.0677E-07 (206, 4)	4.8178E-07 (216, 3)	2.1430E-07 (233, 4)	1.6676E-07 (233, 4)	1.4656E-07 ( 98, 3)	
6	1.0896E-06 (206, 4)	8.6132E-07 (216, 3)	4.3623E-07 (244, 4)	3.3586E-07 (244, 4)	2.7397E-07 (244, 4)	
7	6.6116E-07 (259, 4)	5.0460E-07 ( 78, 4)	2.2733E-07 ( 78, 4)	1.7688E-07 ( 78, 4)	1.4569E-07 ( 78, 4)	
8	7.6575E-07 (207, 4)	4.0477E-07 (248, 4)	1.8418E-07 (290, 4)	1.3865E-07 (290, 4)	1.1202E-07 (290, 4)	
9	1.3674E-06 (207, 4)	8.6081E-07 (207, 4)	4.8007E-07 ( 46, 5)	3.6986E-07 ( 46, 5)	3.0220E-07 ( 46, 5)	
10	1.0074E-06 (242, 4)	5.3505E-07 (181, 3)	2.3630E-07 (303, 4)	1.8351E-07 (303, 4)	1.5092E-07 (303, 4)	
11	5.1230E-07 (222, 4)	2.9844E-07 (184, 4)	2.8104E-07 ( 96, 3)	2.6484E-07 (183, 3)	2.3026E-07 (183, 3)	
12	3.7458E-07 (112, 4)	7.7685E-07 (184, 4)	5.9622E-07 (184, 4)	4.6350E-07 (184, 4)	3.8144E-07 (184, 4)	
13	4.7279E-07 ( 23, 5)	6.7335E-07 (182, 3)	2.9265E-07 (182, 3)	2.2546E-07 (182, 3)	1.8422E-07 (182, 3)	
14	4.7079E-07 (282, 4)	4.8078E-07 (194, 3)	2.4037E-07 (208, 6)	1.8411E-07 (208, 6)	1.4933E-07 (208, 6)	
15	4.2183E-07 (240, 5)	3.9613E-07 (194, 3)	1.6328E-07 (194, 3)	1.2283E-07 (194, 3)	1.0370E-07 (303, 3)	
16	3.5813E-07 (240, 5)	1.3903E-06 ( 48, 6)	6.4652E-07 ( 48, 6)	5.0129E-07 ( 48, 6)	4.1152E-07 ( 48, 6)	
17	6.3642E-07 (245, 3)	9.2802E-07 (245, 3)	4.0164E-07 (245, 3)	3.0857E-07 (245, 3)	2.5142E-07 (245, 3)	
18	5.4031E-07 (245, 3)	7.6463E-07 (245, 3)	3.1378E-07 (245, 3)	2.3605E-07 (245, 3)	1.8886E-07 (245, 3)	
19	3.9014E-07 (206, 4)	4.1699E-06 (236, 6)	1.9260E-06 (236, 6)	1.4766E-06 (236, 6)	1.2018E-06 (236, 6)	
20	4.6753E-07 (252, 5)	1.5456E-06 (236, 6)	6.1797E-07 (236, 6)	4.4915E-07 (236, 6)	3.4996E-07 (236, 6)	
21	5.8172E-07 (189, 4)	9.6478E-07 (245, 3)	5.4800E-07 (245, 3)	4.2514E-07 (245, 3)	3.4942E-07 (245, 3)	
22	6.5645E-07 (283, 4)	8.2123E-07 (363, 4)	3.9295E-07 (363, 4)	3.0274E-07 (363, 4)	2.4736E-07 (363, 4)	
23	1.0541E-06 (283, 4)	7.8578E-07 (283, 4)	3.3388E-07 (283, 4)	2.5562E-07 (283, 4)	2.0792E-07 (283, 4)	
24	1.4807E-06 (237, 4)	8.0137E-07 (237, 4)	3.2539E-07 (284, 3)	2.4896E-07 (284, 3)	2.0227E-07 (284, 3)	
25	2.4198E-06 (237, 4)	1.4327E-06 (237, 4)	6.4016E-07 (237, 4)	4.9809E-07 (237, 4)	4.1028E-07 (237, 4)	
26	8.2159E-07 (247, 4)	9.0610E-07 (323, 3)	3.7395E-07 (323, 3)	2.8216E-07 (323, 3)	2.2650E-07 (323, 3)	
27	7.1383E-07 (247, 4)	6.7197E-07 (141, 3)	3.0739E-07 (141, 3)	2.5017E-07 (207, 3)	2.1231E-07 (207, 3)	
28	4.6128E-07 (339, 4)	5.7168E-07 (231, 3)	3.0640E-07 (231, 3)	2.7748E-07 (197, 3)	2.4911E-07 (197, 3)	
29	1.0100E-06 (185, 4)	7.8835E-07 (283, 3)	3.4332E-07 (283, 3)	2.6393E-07 (283, 3)	2.1536E-07 (283, 3)	
30	1.8100E-06 (185, 4)	1.2832E-06 (185, 4)	5.8784E-07 (185, 4)	4.6054E-07 (185, 4)	4.7628E-07 (137, 3)	
31	1.1919E-06 (185, 4)	7.1254E-07 (185, 4)	2.7652E-07 (185, 4)	2.0301E-07 (185, 4)	1.6081E-07 (216, 3)	
32	7.8283E-07 (248, 4)	5.3423E-07 (231, 4)	2.3803E-07 (231, 4)	1.8288E-07 (231, 4)	1.4900E-07 (231, 4)	
33	9.7219E-07 (236, 4)	5.5886E-07 (218, 3)	4.4976E-07 (206, 3)	3.4712E-07 (206, 3)	2.8401E-07 (206, 3)	
34	2.4839E-06 (236, 4)	1.5184E-06 (236, 4)	6.8292E-07 (236, 4)	5.3269E-07 (236, 4)	4.3981E-07 (236, 4)	
35	4.6662E-07 (238, 4)	8.8221E-07 (236, 4)	4.0404E-07 (236, 4)	2.9287E-07 (236, 4)	2.2729E-07 (236, 4)	
36	4.7422E-07 (315, 4)	6.3885E-07 (135, 3)	4.8997E-07 (236, 4)	3.7393E-07 (236, 4)	3.0354E-07 (236, 4)	

Note: Day 236, Period 6 contains two consecutive hours with calm winds.

PLANT NAME: FORT MEADE SULFURIC ACID POLLUTANT: SO2 EMISSION UNITS: GM/SEC AIR QUALITY UNITS: GM/M\*\*3

YEARLY SECOND MAXIMUM 3-HOUR CONC= 1.2468E-06 DIRECTION= 9 DISTANCE= 3.0 KM DAY=124 TIME PERIOD= 4

DIR	SECOND HIGHEST		3-HOUR CONCENTRATION AT EACH RECEPTOR							
	RANGE	3.0 KM	6.0 KM	15.0 KM	20.0 KM	25.0 KM				
1	4.6123E-07	(196, 4)	2.7525E-07	(233, 4)	2.6967E-07	(237, 6)	1.9099E-07	(237, 6)	1.4498E-07	(237, 6)
2	4.8865E-07	(210, 5)	3.8052E-07	(215, 4)	2.5445E-07	(124, 3)	1.9638E-07	(124, 3)	1.6082E-07	(124, 3)
3	6.4091E-07	(209, 4)	7.2750E-07	(237, 6)	4.0635E-07	(237, 6)	2.9936E-07	(237, 6)	2.3537E-07	(237, 6)
4	6.2245E-07	(209, 4)	4.7215E-07	(237, 4)	1.8655E-07	(162, 3)	1.4614E-07	(245, 5)	1.2091E-07	(245, 5)
5	8.6464E-07	(261, 5)	4.7530E-07	(206, 4)	2.0648E-07	(244, 4)	1.6324E-07	( 98, 3)	1.3722E-07	(233, 4)
6	9.0711E-07	(194, 4)	5.9310E-07	(206, 4)	3.8519E-07	(216, 3)	2.9970E-07	(216, 3)	2.4687E-07	(216, 3)
7	6.0412E-07	(238, 5)	4.1848E-07	( 24, 5)	1.9243E-07	(290, 4)	1.5121E-07	(290, 4)	1.2255E-07	(290, 4)
8	7.6278E-07	(248, 4)	4.0423E-07	(207, 4)	1.7421E-07	(248, 4)	1.3339E-07	(248, 4)	1.0831E-07	(248, 4)
9	1.2468E-06	(124, 4)	7.8786E-07	( 46, 5)	3.7819E-07	(207, 4)	2.9305E-07	(207, 4)	2.4052E-07	(207, 4)
10	8.8120E-07	( 87, 4)	4.8899E-07	(303, 4)	2.1991E-07	(181, 3)	1.6741E-07	(183, 3)	1.3427E-07	(183, 3)
11	4.9054E-07	(195, 4)	2.5422E-07	(195, 4)	1.4149E-07	(183, 3)	2.1692E-07	( 96, 3)	1.7724E-07	( 96, 3)
12	3.2557E-07	(225, 4)	7.7087E-07	(250, 4)	3.9052E-07	(250, 4)	3.0481E-07	(250, 4)	2.5176E-07	(250, 4)
13	3.8291E-07	(225, 4)	5.8479E-07	(184, 4)	2.7456E-07	(184, 4)	2.0405E-07	(184, 4)	1.6175E-07	(184, 4)
14	4.5095E-07	(216, 4)	4.0443E-07	(102, 4)	2.0900E-07	(194, 3)	1.6057E-07	(194, 3)	1.3083E-07	(194, 3)
15	4.1348E-07	(362, 5)	2.8111E-07	(362, 5)	1.2279E-07	( 38, 5)	1.1799E-07	(303, 3)	9.8276E-08	(194, 3)
16	2.2837E-07	(216, 4)	4.2871E-07	(216, 4)	1.8699E-07	(216, 4)	1.4360E-07	(216, 4)	1.1698E-07	(216, 4)
17	3.9617E-07	( 59, 4)	4.9482E-07	( 45, 5)	2.2328E-07	( 45, 5)	1.7373E-07	( 45, 5)	1.4310E-07	( 45, 5)
18	4.7451E-07	(157, 5)	5.7000E-07	(208, 5)	2.7206E-07	(208, 5)	2.0729E-07	(208, 5)	1.6785E-07	(208, 5)
19	3.8559E-07	(260, 4)	4.0983E-07	(231, 4)	3.8113E-07	(208, 5)	2.9115E-07	(208, 5)	2.3600E-07	(208, 5)
20	4.4513E-07	(205, 4)	2.7345E-07	(205, 4)	1.2942E-07	(260, 3)	1.0628E-07	(260, 3)	8.7209E-08	(260, 3)
21	4.9793E-07	(264, 4)	3.7359E-07	(359, 4)	1.7163E-07	(250, 4)	1.3598E-07	(250, 4)	1.1165E-07	(250, 4)
22	5.8601E-07	(189, 4)	4.6662E-07	(283, 4)	1.7688E-07	(283, 4)	1.2989E-07	(283, 4)	1.0209E-07	(283, 4)
23	7.0179E-07	(158, 5)	3.5573E-07	(163, 4)	1.4686E-07	(163, 4)	1.1201E-07	(163, 4)	9.0806E-08	(163, 4)
24	8.4745E-07	(283, 4)	5.7022E-07	(283, 4)	3.0526E-07	(237, 4)	2.2296E-07	(237, 4)	1.7390E-07	(237, 4)
25	5.8332E-07	(247, 4)	6.3924E-07	( 86, 5)	3.3624E-07	(235, 3)	2.5370E-07	(235, 3)	2.0366E-07	(235, 3)
26	7.6925E-07	(237, 4)	4.9761E-07	(208, 5)	2.4972E-07	(338, 4)	1.9448E-07	(338, 4)	1.5991E-07	(338, 4)
27	6.4250E-07	(208, 5)	6.0400E-07	(323, 3)	2.8034E-07	(207, 3)	2.3847E-07	(141, 3)	1.9600E-07	(141, 3)
28	4.0867E-07	( 54, 5)	4.0204E-07	(230, 3)	2.8121E-07	(230, 4)	2.3484E-07	(231, 3)	1.9109E-07	(231, 3)
29	6.7502E-07	(163, 4)	6.8120E-07	(291, 4)	3.0430E-07	(234, 3)	2.3757E-07	(234, 3)	1.9287E-07	(234, 3)
30	7.0713E-07	(241, 4)	1.0034E-06	(291, 4)	4.5344E-07	(291, 4)	3.5095E-07	(291, 4)	3.8154E-07	(185, 4)
31	5.8042E-07	(241, 4)	4.1236E-07	(241, 4)	2.5948E-07	(216, 3)	1.9826E-07	(216, 3)	1.5901E-07	(185, 4)
32	5.6911E-07	(229, 4)	4.2671E-07	(248, 4)	2.2232E-07	(234, 4)	1.7218E-07	(234, 4)	1.4130E-07	(234, 4)
33	9.3003E-07	(229, 4)	5.5565E-07	(229, 4)	2.4687E-07	(218, 3)	1.9107E-07	(218, 3)	1.5693E-07	(229, 4)
34	4.6738E-07	(240, 5)	7.3393E-07	(308, 3)	5.6345E-07	(210, 3)	4.3157E-07	(210, 3)	3.5089E-07	(210, 3)
35	3.8760E-07	(139, 4)	3.0356E-07	( 87, 4)	2.6984E-07	( 78, 4)	2.0859E-07	( 78, 4)	1.7043E-07	( 78, 4)
36	4.3101E-07	(309, 4)	3.7644E-07	( 30, 3)	3.7704E-07	(143, 3)	2.8008E-07	(143, 3)	2.2187E-07	(143, 3)



ATTACHMENT D

Concentrations at Distances of 30.0, 35.0, 40.0, 45.0, and 50.0 km  
Using Entire 1972 Meteorological Data Set

PLANT NAME: FORT MEADE SULFURIC ACID POLLUTANT: SO2 EMISSION UNITS: GM/SEC AIR QUALITY UNITS: GM/M\*\*3

MAXIMUM MEAN CONC= -8.6185E-09 DIRECTION= 1 DISTANCE= 50.0 KM

DIR	ANNUAL MEAN CONCENTRATION AT EACH RECEPTOR					
	RANGE	30.0 KM	35.0 KM	40.0 KM	45.0 KM	50.0 KM
1		-2.08296E-08	-1.58832E-08	-1.25602E-08	-1.02960E-08	-8.61845E-09
2		-4.29763E-08	-3.37038E-08	-2.73112E-08	-2.27748E-08	-1.93571E-08
3		-4.48737E-08	-3.52952E-08	-2.86594E-08	-2.39101E-08	-2.03253E-08
4		-4.36753E-08	-3.38080E-08	-2.70407E-08	-2.22871E-08	-1.87286E-08
5		-7.19673E-08	-5.70773E-08	-4.66320E-08	-3.91104E-08	-3.33878E-08
6		-4.77814E-08	-3.84258E-08	-3.18603E-08	-2.71317E-08	-2.35131E-08
7		-4.44445E-08	-3.51454E-08	-2.86591E-08	-2.39753E-08	-2.04274E-08
8		-2.93083E-08	-2.31347E-08	-1.89034E-08	-1.59016E-08	-1.36453E-08
9		-4.92834E-08	-3.78143E-08	-3.00546E-08	-2.46862E-08	-2.06966E-08
10		-5.07016E-08	-4.01774E-08	-3.28948E-08	-2.77112E-08	-2.37915E-08
11		-4.00627E-08	-3.11235E-08	-2.50453E-08	-2.08226E-08	-1.76665E-08
12		-6.10344E-08	-4.75129E-08	-3.82145E-08	-3.16739E-08	-2.67612E-08
13		-7.25967E-08	-5.67497E-08	-4.57905E-08	-3.80164E-08	-3.21594E-08
14		-1.51265E-07	-1.20011E-07	-9.79689E-08	-8.19560E-08	-6.97546E-08
15		-5.89175E-08	-4.56483E-08	-3.65593E-08	-3.02536E-08	-2.55227E-08
16		-5.59049E-08	-4.33952E-08	-3.47921E-08	-2.87102E-08	-2.41524E-08
17		-6.55453E-08	-5.21685E-08	-4.27632E-08	-3.59284E-08	-3.07254E-08
18		-8.75149E-08	-7.05527E-08	-5.85608E-08	-4.98206E-08	-4.31212E-08
19		-5.84623E-08	-4.56871E-08	-3.68243E-08	-3.04989E-08	-2.57319E-08
20		-4.75229E-08	-3.72606E-08	-3.01499E-08	-2.51108E-08	-2.13055E-08
21		-1.46877E-07	-1.17577E-07	-9.68068E-08	-8.15858E-08	-6.99445E-08
22		-9.90245E-08	-7.93337E-08	-6.54920E-08	-5.54628E-08	-4.78099E-08
23		-2.26512E-07	-1.78718E-07	-1.45278E-07	-1.21188E-07	-1.02927E-07
24		-2.35391E-07	-1.87420E-07	-1.53784E-07	-1.29545E-07	-1.11096E-07
25		-3.70686E-07	-2.96424E-07	-2.43911E-07	-2.05622E-07	-1.76355E-07
26		-2.74091E-07	-2.17022E-07	-1.77058E-07	-1.48340E-07	-1.26520E-07
27		-3.27584E-07	-2.58670E-07	-2.10645E-07	-1.76385E-07	-1.50410E-07
28		-2.41203E-07	-1.91058E-07	-1.55897E-07	-1.30533E-07	-1.11267E-07
29		-2.26682E-07	-1.82621E-07	-1.51425E-07	-1.28736E-07	-1.11339E-07
30		-2.21796E-07	-1.76503E-07	-1.44596E-07	-1.21391E-07	-1.03727E-07
31		-1.26164E-07	-9.99426E-08	-8.15765E-08	-6.83698E-08	-5.83317E-08
32		-5.83585E-08	-4.61534E-08	-3.76361E-08	-3.15233E-08	-2.68842E-08
33		-1.04994E-07	-8.31597E-08	-6.78793E-08	-5.68736E-08	-4.85182E-08
34		-7.10710E-08	-5.78358E-08	-4.84624E-08	-4.15977E-08	-3.63230E-08
35		-3.79060E-08	-2.94879E-08	-2.37109E-08	-1.96502E-08	-1.66046E-08
36		-5.07589E-08	-4.05556E-08	-3.34765E-08	-2.84539E-08	-2.46377E-08

PLANT NAME: FORT MEADE SULFURIC ACID POLLUTANT: SO2 EMISSION UNITS: GM/SEC AIR QUALITY UNITS: GM/M\*\*3

YEARLY MAXIMUM 24-HOUR CONC= 6.7889E-08 DIRECTION= 2 DISTANCE= 30.0 KM DAY=237

DIR	HIGHEST 24-HOUR CONCENTRATION AT EACH RECEPTOR					
	RANGE	30.0 KM	35.0 KM	40.0 KM	45.0 KM	50.0 KM
1		2.1967E-08 (143)	1.8846E-08 (143)	1.6453E-08 (143)	1.4564E-08 (143)	1.3038E-08 (143)
2		6.7889E-08 (237)	5.8812E-08 (237)	5.1933E-08 (237)	4.6533E-08 (237)	4.2178E-08 (237)
3		5.5908E-08 (237)	4.7837E-08 (237)	4.1766E-08 (237)	3.7032E-08 (237)	3.3237E-08 (237)
4		1.3168E-08 (195)	1.1525E-08 (195)	1.0271E-08 (195)	9.2812E-09 (195)	8.4780E-09 (195)
5		1.9992E-08 (261)	1.7354E-08 (261)	1.5357E-08 (261)	1.3791E-08 (261)	1.2529E-08 (261)
6		2.9004E-08 (244)	2.5209E-08 (244)	2.2328E-08 (244)	2.0064E-08 (244)	1.8235E-08 (244)
7		1.5975E-08 ( 78)	1.3954E-08 ( 78)	1.2416E-08 ( 78)	1.1203E-08 ( 78)	1.0220E-08 ( 78)
8		1.3001E-08 ( 53)	1.1131E-08 ( 53)	9.7720E-09 ( 53)	8.7262E-09 ( 53)	7.8897E-09 ( 53)
9		3.2032E-08 ( 46)	2.7856E-08 ( 46)	2.4699E-08 ( 46)	2.2208E-08 ( 46)	2.0193E-08 ( 46)
10		3.0401E-08 (183)	2.7358E-08 (183)	2.4663E-08 (183)	2.2347E-08 (183)	2.0367E-08 (183)
11		1.8704E-08 ( 96)	1.6299E-08 ( 96)	1.4461E-08 ( 96)	1.3010E-08 ( 96)	1.1834E-08 ( 96)
12		4.0680E-08 (184)	3.5580E-08 (184)	3.1689E-08 (184)	2.8616E-08 (184)	2.6124E-08 (184)
13		1.9526E-08 (182)	1.6987E-08 (182)	1.5057E-08 (182)	1.3538E-08 (182)	1.2310E-08 (182)
14		1.5726E-08 (208)	1.3601E-08 (208)	1.1992E-08 (208)	1.0729E-08 (208)	9.7108E-09 (208)
15		1.0979E-08 ( 48)	1.1197E-08 ( 48)	1.0369E-08 ( 48)	9.3427E-09 ( 48)	8.3789E-09 ( 48)
16		5.1898E-08 ( 48)	4.5110E-08 ( 48)	3.9957E-08 ( 48)	3.5906E-08 ( 48)	3.2634E-08 ( 48)
17		3.6693E-08 (245)	3.1805E-08 (245)	2.8094E-08 (245)	2.5176E-08 (245)	2.2819E-08 (245)
18		1.9733E-08 (245)	1.6855E-08 (245)	1.4688E-08 (245)	1.2997E-08 (245)	1.1641E-08 (245)
19		2.4837E-08 (208)	2.1466E-08 (208)	1.8913E-08 (208)	2.4464E-08 (236)	3.0590E-08 (236)
20		2.6894E-08 (236)	2.6583E-08 (236)	2.4508E-08 (236)	2.2155E-08 (236)	1.9969E-08 (236)
21		1.1881E-08 (250)	1.0372E-08 (250)	9.2229E-09 (250)	8.3170E-09 (250)	7.5836E-09 (250)
22		2.6219E-08 (363)	2.2809E-08 (363)	2.0217E-08 (363)	1.8178E-08 (363)	1.6529E-08 (363)
23		2.1963E-08 (283)	1.9055E-08 (283)	1.6853E-08 (283)	1.5125E-08 (283)	1.3732E-08 (283)
24		1.7679E-08 (237)	1.4803E-08 (237)	1.2662E-08 (237)	1.1011E-08 (237)	9.7006E-09 (237)
25		1.8951E-08 (363)	1.6620E-08 (363)	1.4842E-08 (363)	1.3438E-08 (363)	1.2299E-08 (363)
26		2.3658E-08 (323)	2.0292E-08 (323)	1.7755E-08 (323)	1.5774E-08 (323)	1.4185E-08 (323)
27		2.0882E-08 (141)	1.8251E-08 (141)	1.6247E-08 (141)	1.4666E-08 (141)	1.3385E-08 (141)
28		1.5841E-08 (363)	1.3910E-08 (363)	1.2391E-08 (363)	1.1158E-08 (363)	1.0161E-08 (363)
29		1.6943E-08 (253)	1.4689E-08 (253)	1.3420E-08 ( 47)	1.2258E-08 ( 47)	1.1170E-08 ( 47)
30		5.0805E-08 (291)	4.4263E-08 (291)	3.9283E-08 (291)	3.5502E-08 (185)	3.2525E-08 (185)
31		1.9890E-08 (241)	1.7299E-08 (241)	1.5333E-08 (241)	1.3787E-08 (241)	1.2539E-08 (241)
32		1.5749E-08 (231)	1.3663E-08 (231)	1.2077E-08 (231)	1.0830E-08 (231)	9.8210E-09 (231)
33		3.0118E-08 (206)	2.6232E-08 (206)	2.3273E-08 (206)	2.0941E-08 (206)	1.9054E-08 (206)
34		3.9362E-08 (210)	3.4055E-08 (210)	3.0040E-08 (210)	2.6893E-08 (210)	2.4358E-08 (210)
35		1.8065E-08 ( 78)	1.5715E-08 ( 78)	1.3930E-08 ( 78)	1.2524E-08 ( 78)	1.1388E-08 ( 78)
36		1.9887E-08 (135)	1.7633E-08 (236)	1.7660E-08 (236)	1.7193E-08 (236)	1.6551E-08 (236)

PLANT NAME: FORT MEADE SULFURIC ACID POLLUTANT: SO2 EMISSION UNITS: GM/SEC AIR QUALITY UNITS: GM/M\*\*3

YEARLY SECOND MAXIMUM 24-HOUR CONC= 4.9523E-08 DIRECTION= 30 DISTANCE= 30.0 KM DAY=185

DIR	SECOND HIGHEST 24-HOUR CONCENTRATION AT EACH RECEPTOR				
	RANGE	30.0 KM	35.0 KM	40.0 KM	45.0 KM
1	1.4420E-08 (237)	1.2291E-08 (107)	1.0808E-08 (107)	9.6484E-09 (107)	8.7162E-09 (107)
2	1.7089E-08 (124)	1.4904E-08 (124)	1.3244E-08 (124)	1.1937E-08 (124)	1.0880E-08 (124)
3	1.7077E-08 ( 45)	1.4856E-08 ( 45)	1.3167E-08 ( 45)	1.1837E-08 ( 45)	1.0761E-08 ( 45)
4	1.2856E-08 (245)	1.1196E-08 (245)	9.9298E-09 (245)	8.9323E-09 (245)	8.1251E-09 (245)
5	1.5967E-08 (210)	1.3791E-08 (210)	1.2146E-08 (210)	1.0858E-08 (210)	9.8216E-09 (210)
6	2.8083E-08 (216)	2.4521E-08 (216)	2.1808E-08 (216)	1.9669E-08 (216)	1.7937E-08 (216)
7	1.5117E-08 (298)	1.3150E-08 (298)	1.1666E-08 (298)	1.0501E-08 (298)	9.5588E-09 (298)
8	1.1410E-08 (248)	9.9026E-09 (290)	8.8563E-09 (290)	8.0087E-09 (290)	7.3109E-09 (290)
9	2.9712E-08 ( 87)	2.6241E-08 ( 87)	2.3506E-08 ( 87)	2.1302E-08 ( 87)	1.9490E-08 ( 87)
10	1.8797E-08 ( 87)	1.6055E-08 ( 87)	1.3989E-08 ( 87)	1.2376E-08 ( 87)	1.1082E-08 ( 87)
11	8.7789E-09 (195)	7.5153E-09 (195)	6.5996E-09 (195)	5.9009E-09 (195)	5.3463E-09 (195)
12	2.6850E-08 (250)	2.3582E-08 (250)	2.1075E-08 (250)	1.9087E-08 (250)	1.7472E-08 (250)
13	1.5915E-08 (245)	1.3570E-08 (245)	1.1793E-08 (245)	1.0401E-08 (245)	9.2842E-09 (245)
14	1.4458E-08 ( 48)	1.2752E-08 ( 48)	1.1282E-08 ( 48)	1.0081E-08 ( 48)	9.0999E-09 ( 48)
15	1.0220E-08 (194)	8.7364E-09 (194)	7.6176E-09 (194)	6.7438E-09 (194)	6.0425E-09 (194)
16	9.5234E-09 (216)	8.9497E-09 (216)	8.3161E-09 (216)	7.7082E-09 (216)	7.1527E-09 (216)
17	1.5296E-08 ( 45)	1.3384E-08 ( 45)	1.1925E-08 ( 45)	1.0774E-08 ( 45)	9.8400E-09 ( 45)
18	1.7657E-08 (208)	1.5260E-08 (208)	1.3446E-08 (208)	1.2025E-08 (208)	1.0880E-08 (208)
19	1.2540E-08 (231)	1.0879E-08 (231)	1.3448E-08 (236)	1.6909E-08 (208)	1.5294E-08 (208)
20	9.5622E-09 (260)	8.2836E-09 (260)	7.3171E-09 (260)	6.5602E-09 (260)	5.9507E-09 (260)
21	1.0739E-08 (359)	9.3163E-09 (359)	8.2351E-09 (359)	7.3843E-09 (359)	6.6965E-09 (359)
22	1.2665E-08 (189)	1.1074E-08 (189)	9.8522E-09 (189)	8.8843E-09 (189)	8.0992E-09 (189)
23	9.8985E-09 ( 52)	8.5159E-09 ( 52)	7.4745E-09 ( 52)	6.6614E-09 ( 52)	6.0087E-09 ( 52)
24	1.4460E-08 (283)	1.2363E-08 (283)	1.0787E-08 (283)	9.7459E-09 (186)	8.9340E-09 (186)
25	1.6337E-08 (186)	1.4002E-08 (186)	1.2241E-08 (186)	1.0865E-08 (186)	9.7590E-09 (186)
26	1.5042E-08 (363)	1.2804E-08 (363)	1.1129E-08 (363)	9.9060E-09 (226)	9.0837E-09 (226)
27	1.6281E-08 (323)	1.5337E-08 (323)	1.4008E-08 (323)	1.2667E-08 (323)	1.1437E-08 (323)
28	1.5486E-08 (237)	1.3472E-08 (237)	1.1941E-08 (237)	1.0737E-08 (237)	9.7627E-09 (237)
29	1.4020E-08 ( 47)	1.4382E-08 ( 47)	1.2981E-08 (253)	1.1640E-08 (253)	1.0559E-08 (253)
30	4.9523E-08 (185)	4.3686E-08 (185)	3.9140E-08 (185)	3.5358E-08 (291)	3.2181E-08 (291)
31	1.6935E-08 (216)	1.4647E-08 (216)	1.2914E-08 (216)	1.1554E-08 (216)	1.0457E-08 (216)
32	1.4406E-08 (195)	1.3011E-08 (195)	1.1581E-08 (195)	1.0318E-08 (195)	9.2473E-09 (195)
33	1.7493E-08 (314)	1.5082E-08 (314)	1.3255E-08 (314)	1.1823E-08 (314)	1.0785E-08 (229)
34	2.6441E-08 (147)	2.3219E-08 (147)	2.0703E-08 (147)	1.8688E-08 (147)	1.7039E-08 (147)
35	1.1473E-08 (307)	1.0017E-08 (307)	8.9078E-09 (307)	8.0330E-09 (307)	7.3245E-09 (307)
36	1.6495E-08 (236)	1.7363E-08 (135)	1.5439E-08 (135)	1.3923E-08 (135)	1.2695E-08 (135)

PLANT NAME: FORT MEADE SULFURIC ACID POLLUTANT: SO2 EMISSION UNITS: GM/SEC AIR QUALITY UNITS: GM/M\*\*3

YEARLY MAXIMUM 3-HOUR CONC= 1.0158E-06 DIRECTION= 19 DISTANCE= 30.0 KM DAY=236 TIME PERIOD= 6

DIR	RANGE	3-HOUR CONCENTRATION AT EACH RECEPTOR				
		HIGHEST 30.0 KM	35.0 KM	40.0 KM	45.0 KM	50.0 KM
1	1.8309E-07 (143, 3)	1.5542E-07 (143, 3)	1.3471E-07 (143, 3)	1.1864E-07 (143, 3)	1.0581E-07 (143, 3)	
2	5.4078E-07 (237, 6)	4.6882E-07 (237, 6)	4.1422E-07 (237, 6)	3.7132E-07 (237, 6)	3.3668E-07 (237, 6)	
3	2.5436E-07 (237, 4)	2.2000E-07 (237, 4)	1.9396E-07 (237, 4)	1.7354E-07 (237, 4)	1.5707E-07 (237, 4)	
4	1.3288E-07 (124, 3)	1.1656E-07 (124, 3)	1.0409E-07 (124, 3)	9.4239E-08 (124, 3)	8.6239E-08 (124, 3)	
5	1.2429E-07 ( 98, 3)	1.0672E-07 ( 98, 3)	9.3322E-08 ( 98, 3)	8.2814E-08 ( 98, 3)	7.5222E-08 (233, 4)	
6	2.3204E-07 (244, 4)	2.0167E-07 (244, 4)	1.7863E-07 (244, 4)	1.6051E-07 (244, 4)	1.4588E-07 (244, 4)	
7	1.2440E-07 ( 78, 4)	1.0888E-07 ( 78, 4)	9.7040E-08 ( 78, 4)	8.7685E-08 ( 78, 4)	8.0096E-08 ( 78, 4)	
8	9.4519E-08 (290, 4)	8.2003E-08 (290, 4)	7.2559E-08 (290, 4)	6.5166E-08 (290, 4)	5.9214E-08 (290, 4)	
9	2.5625E-07 ( 46, 5)	2.2292E-07 ( 46, 5)	1.9759E-07 ( 46, 5)	1.7766E-07 ( 46, 5)	1.6155E-07 ( 46, 5)	
10	1.2870E-07 (303, 4)	1.1253E-07 (303, 4)	1.0021E-07 (303, 4)	9.0494E-08 (303, 4)	8.2619E-08 (303, 4)	
11	1.9421E-07 (183, 3)	1.6698E-07 (183, 3)	1.4625E-07 (183, 3)	1.3006E-07 (183, 3)	1.1708E-07 (183, 3)	
12	3.2544E-07 (184, 4)	2.8464E-07 (184, 4)	2.5351E-07 (184, 4)	2.2893E-07 (184, 4)	2.0899E-07 (184, 4)	
13	1.5621E-07 (182, 3)	1.3590E-07 (182, 3)	1.2045E-07 (182, 3)	1.0830E-07 (182, 3)	9.8479E-08 (182, 3)	
14	1.2581E-07 (208, 6)	1.0881E-07 (208, 6)	9.5932E-08 (208, 6)	8.5830E-08 (208, 6)	7.7686E-08 (208, 6)	
15	9.0755E-08 ( 97, 3)	9.3521E-08 ( 97, 3)	8.9985E-08 ( 97, 3)	8.4430E-08 ( 97, 3)	7.8560E-08 ( 97, 3)	
16	3.5034E-07 ( 48, 6)	3.0585E-07 ( 48, 6)	2.7196E-07 ( 48, 6)	2.4525E-07 ( 48, 6)	2.2362E-07 ( 48, 6)	
17	2.1259E-07 (245, 3)	1.8443E-07 (245, 3)	1.6303E-07 (245, 3)	1.4618E-07 (245, 3)	1.3257E-07 (245, 3)	
18	1.5713E-07 (245, 3)	1.3431E-07 (245, 3)	1.1711E-07 (245, 3)	1.0368E-07 (245, 3)	9.2895E-08 (245, 3)	
19	1.0158E-06 (236, 6)	8.8133E-07 (236, 6)	7.7935E-07 (236, 6)	6.9929E-07 (236, 6)	6.3470E-07 (236, 6)	
20	2.8500E-07 (236, 6)	2.3932E-07 (236, 6)	2.0553E-07 (236, 6)	1.7958E-07 (236, 6)	1.5906E-07 (236, 6)	
21	2.9783E-07 (245, 3)	2.6031E-07 (245, 3)	2.3172E-07 (245, 3)	2.0916E-07 (245, 3)	1.9089E-07 (245, 3)	
22	2.0975E-07 (363, 4)	1.8247E-07 (363, 4)	1.6174E-07 (363, 4)	1.4542E-07 (363, 4)	1.3223E-07 (363, 4)	
23	1.7570E-07 (283, 4)	1.5244E-07 (283, 4)	1.3482E-07 (283, 4)	1.2100E-07 (283, 4)	1.0986E-07 (283, 4)	
24	1.7071E-07 (284, 3)	1.4789E-07 (284, 3)	1.3061E-07 (284, 3)	1.1705E-07 (284, 3)	1.0611E-07 (284, 3)	
25	3.5032E-07 (237, 4)	3.0662E-07 (237, 4)	2.7327E-07 (237, 4)	2.4692E-07 (237, 4)	2.2555E-07 (237, 4)	
26	1.8910E-07 (323, 3)	1.6222E-07 (323, 3)	1.4196E-07 (323, 3)	1.2614E-07 (323, 3)	1.1344E-07 (323, 3)	
27	1.8207E-07 (207, 3)	1.5902E-07 (207, 3)	1.4127E-07 (207, 3)	1.2723E-07 (207, 3)	1.1586E-07 (207, 3)	
28	2.1496E-07 (197, 3)	1.8728E-07 (197, 3)	1.6578E-07 (197, 3)	1.4878E-07 (197, 3)	1.3505E-07 (197, 3)	
29	1.8245E-07 (283, 3)	1.5862E-07 (283, 3)	1.4053E-07 (283, 3)	1.2631E-07 (283, 3)	1.1482E-07 (283, 3)	
30	5.0569E-07 (137, 3)	4.6246E-07 (137, 3)	4.1636E-07 (137, 3)	3.7658E-07 (137, 3)	3.4380E-07 (137, 3)	
31	1.3548E-07 (216, 3)	1.1718E-07 (216, 3)	1.0331E-07 (216, 3)	9.2430E-08 (216, 3)	9.7303E-08 (195, 3)	
32	1.2600E-07 (231, 4)	1.0930E-07 (231, 4)	9.6619E-08 (231, 4)	8.6637E-08 (231, 4)	7.8568E-08 (231, 4)	
33	2.4110E-07 (206, 3)	2.0994E-07 (206, 3)	1.8623E-07 (206, 3)	1.6756E-07 (206, 3)	1.5245E-07 (206, 3)	
34	3.7635E-07 (236, 4)	3.3007E-07 (236, 4)	2.9473E-07 (236, 4)	2.6680E-07 (236, 4)	2.4413E-07 (236, 4)	
35	1.8424E-07 (236, 4)	1.5393E-07 (236, 4)	1.3151E-07 (236, 4)	1.1429E-07 (236, 4)	1.0069E-07 (236, 4)	
36	2.5616E-07 (236, 4)	2.2203E-07 (236, 4)	1.9622E-07 (236, 4)	1.7601E-07 (236, 4)	1.5973E-07 (236, 4)	

PLANT NAME: FORT MEADE SULFURIC ACID POLLUTANT: SO2 EMISSION UNITS: GM/SEC AIR QUALITY UNITS: GM/M\*\*3

YEARLY SECOND MAXIMUM 3-HOUR CONC= 3.2743E-07 DIRECTION= 30 DISTANCE= 30.0 KM DAY=185 TIME PERIOD= 4

DIR	SECOND HIGHEST		3-HOUR CONCENTRATION AT EACH RECEPTOR							
	RANGE	30.0 KM	35.0 KM	40.0 KM	45.0 KM	50.0 KM				
1	1.1536E-07	(237, 6)	9.4857E-08	(237, 6)	7.9913E-08	(237, 6)	6.8594E-08	(237, 6)	5.9759E-08	(237, 6)
2	1.3671E-07	(124, 3)	1.1923E-07	(124, 3)	1.0595E-07	(124, 3)	9.5494E-08	(124, 3)	8.7039E-08	(124, 3)
3	1.9290E-07	(237, 6)	1.6270E-07	(237, 6)	1.4016E-07	(237, 6)	1.2272E-07	(237, 6)	1.0883E-07	(237, 6)
4	1.0285E-07	(245, 5)	8.9567E-08	(245, 5)	7.9438E-08	(245, 5)	7.1458E-08	(245, 5)	6.5001E-08	(245, 5)
5	1.1708E-07	(233, 4)	1.0240E-07	(233, 4)	9.1215E-08	(233, 4)	8.2383E-08	(233, 4)	7.4385E-08	( 98, 3)
6	2.1079E-07	(216, 3)	1.8449E-07	(216, 3)	1.6443E-07	(216, 3)	1.4857E-07	(216, 3)	1.3572E-07	(216, 3)
7	1.0314E-07	(290, 4)	8.9170E-08	(290, 4)	7.8620E-08	(290, 4)	7.0367E-08	(290, 4)	6.3731E-08	(290, 4)
8	9.1280E-08	(248, 4)	7.8928E-08	(248, 4)	6.9541E-08	(248, 4)	6.2158E-08	(248, 4)	5.6191E-08	(248, 4)
9	2.0470E-07	(207, 4)	1.7862E-07	(207, 4)	1.5875E-07	(207, 4)	1.4306E-07	(207, 4)	1.3035E-07	(207, 4)
10	1.1146E-07	(183, 3)	9.4908E-08	(183, 3)	8.2404E-08	(183, 3)	7.2646E-08	(183, 3)	6.5904E-08	(209, 6)
11	1.5029E-07	( 96, 3)	1.3074E-07	( 96, 3)	1.1589E-07	( 96, 3)	1.0420E-07	( 96, 3)	9.4746E-08	( 96, 3)
12	2.1549E-07	(250, 4)	1.8903E-07	(250, 4)	1.6881E-07	(250, 4)	1.5283E-07	(250, 4)	1.3986E-07	(250, 4)
13	1.3358E-07	(184, 4)	1.1350E-07	(184, 4)	9.9212E-08	(138, 3)	8.8925E-08	(138, 3)	8.0645E-08	(138, 3)
14	1.1564E-07	( 48, 4)	1.0193E-07	( 48, 4)	9.0176E-08	( 48, 4)	8.0578E-08	( 48, 4)	7.2743E-08	( 48, 4)
15	8.8563E-08	(303, 3)	7.7036E-08	(303, 3)	6.8298E-08	(303, 3)	6.1434E-08	(303, 3)	5.5893E-08	(303, 3)
16	9.8904E-08	(216, 4)	8.5796E-08	(216, 4)	7.5835E-08	(216, 4)	6.7998E-08	(216, 4)	6.1664E-08	(216, 4)
17	1.2219E-07	( 45, 5)	1.0695E-07	( 45, 5)	9.5312E-08	( 45, 5)	8.6123E-08	( 45, 5)	7.8670E-08	( 45, 5)
18	1.4126E-07	(208, 5)	1.2208E-07	(208, 5)	1.0757E-07	(208, 5)	9.6199E-08	(208, 5)	8.7041E-08	(208, 5)
19	1.9870E-07	(208, 5)	1.7173E-07	(208, 5)	1.5130E-07	(208, 5)	1.3527E-07	(208, 5)	1.2235E-07	(208, 5)
20	7.3962E-08	(260, 3)	6.4343E-08	(260, 3)	5.7032E-08	(260, 3)	5.1279E-08	(260, 3)	4.6627E-08	(260, 3)
21	9.5048E-08	(250, 4)	8.2976E-08	(250, 4)	7.3783E-08	(250, 4)	6.6536E-08	(250, 4)	6.0669E-08	(250, 4)
22	9.0211E-08	( 59, 3)	8.2081E-08	( 59, 3)	7.3662E-08	( 59, 3)	6.6658E-08	( 59, 3)	6.0796E-08	( 59, 3)
23	7.6502E-08	(163, 4)	6.6467E-08	( 39, 5)	5.8917E-08	( 39, 5)	5.3399E-08	(285, 3)	4.9032E-08	(285, 3)
24	1.4143E-07	(237, 4)	1.1842E-07	(237, 4)	1.0130E-07	(237, 4)	8.9006E-08	( 70, 3)	8.0933E-08	( 70, 3)
25	1.7351E-07	( 86, 5)	1.5201E-07	( 86, 5)	1.3559E-07	( 86, 5)	1.2262E-07	( 86, 5)	1.1210E-07	( 86, 5)
26	1.3626E-07	(338, 4)	1.1904E-07	(338, 4)	1.0591E-07	(338, 4)	9.5566E-08	(338, 4)	8.7188E-08	(338, 4)
27	1.6706E-07	(141, 3)	1.4602E-07	(141, 3)	1.2998E-07	(141, 3)	1.1733E-07	(141, 3)	1.0708E-07	(141, 3)
28	1.6149E-07	(231, 3)	1.4009E-07	(231, 3)	1.2386E-07	(231, 3)	1.1113E-07	(231, 3)	1.0086E-07	(231, 3)
29	1.6232E-07	(234, 3)	1.4024E-07	(234, 3)	1.2354E-07	(234, 3)	1.1045E-07	(234, 3)	9.9917E-08	(234, 3)
30	3.2743E-07	(185, 4)	2.8788E-07	(185, 4)	2.5763E-07	(185, 4)	2.3368E-07	(185, 4)	2.1421E-07	(185, 4)
31	1.2979E-07	(185, 4)	1.0901E-07	(185, 4)	9.3513E-08	(185, 4)	8.1526E-08	(185, 4)	8.3659E-08	(216, 3)
32	1.2029E-07	(234, 4)	1.0501E-07	(234, 4)	9.3374E-08	(234, 4)	8.4204E-08	(234, 4)	7.6778E-08	(234, 4)
33	1.3400E-07	(229, 4)	1.1728E-07	(229, 4)	1.0453E-07	(229, 4)	9.4448E-08	(229, 4)	8.6274E-08	(229, 4)
34	2.9632E-07	(210, 3)	2.5688E-07	(210, 3)	2.2698E-07	(210, 3)	2.0352E-07	(210, 3)	1.8461E-07	(210, 3)
35	1.4452E-07	( 78, 4)	1.2572E-07	( 78, 4)	1.1144E-07	( 78, 4)	1.0019E-07	( 78, 4)	9.1106E-08	( 78, 4)
36	1.8309E-07	(143, 3)	1.5542E-07	(143, 3)	1.3471E-07	(143, 3)	1.1864E-07	(143, 3)	1.0581E-07	(143, 3)

ATTACHMENT E

24-Hour Concentrations on Day 249 at Distances of 0.8, 1.2,  
1.4, 1.6, and 1.8 km.

PLANT NAME: FORT MEADE SULFURIC ACID POLLUTANT: SO2 EMISSION UNITS: GM/SEC AIR QUALITY UNITS: GM/M\*\*3

YEARLY MAXIMUM 24-HOUR CONC= 2.1302E-07 DIRECTION= 9 DISTANCE= 1.2 KM DAY=249

HIGHEST 24-HOUR CONCENTRATION AT EACH RECEPTOR

RANGE	.8 KM	1.2 KM	1.4 KM	1.6 KM	1.8 KM
DIR					
1 0.	( 0)	0.	( 0)	0.	( 0)
2 0.	( 0)	0.	( 0)	0.	( 0)
3 0.	( 0)	0.	( 0)	0.	( 0)
4 0.	( 0)	0.	( 0)	0.	( 0)
5 0.	( 0)	0.	( 0)	0.	( 0)
6 0.	( 0)	0.	( 0)	0.	( 0)
7 0.	( 0)	0.	( 0)	0.	( 0)
8 0.	( 0)	1.2438E-07 (249)	9.7874E-08 (249)	8.3329E-08 (249)	7.5562E-08 (249)
9 0.	( 0)	2.1302E-07 (249)	1.5888E-07 (249)	1.3103E-07 (249)	1.1694E-07 (249)
10 0.	( 0)	0.	( 0)	0.	( 0)
11 0.	( 0)	0.	( 0)	0.	( 0)
12 0.	( 0)	0.	( 0)	0.	( 0)
13 0.	( 0)	0.	( 0)	0.	( 0)
14 0.	( 0)	0.	( 0)	0.	( 0)
15 0.	( 0)	0.	( 0)	0.	( 0)
16 0.	( 0)	0.	( 0)	0.	( 0)
17 0.	( 0)	0.	( 0)	0.	( 0)
18 0.	( 0)	0.	( 0)	0.	( 0)
19 0.	( 0)	0.	( 0)	0.	( 0)
20 0.	( 0)	0.	( 0)	0.	( 0)
21 0.	( 0)	0.	( 0)	0.	( 0)
22 0.	( 0)	0.	( 0)	0.	( 0)
23 0.	( 0)	0.	( 0)	0.	( 0)
24 0.	( 0)	0.	( 0)	0.	( 0)
25 0.	( 0)	0.	( 0)	0.	( 0)
26 0.	( 0)	0.	( 0)	0.	( 0)
27 0.	( 0)	0.	( 0)	0.	( 0)
28 0.	( 0)	0.	( 0)	0.	( 0)
29 0.	( 0)	0.	( 0)	0.	( 0)
30 0.	( 0)	0.	( 0)	0.	( 0)
31 0.	( 0)	0.	( 0)	0.	( 0)
32 0.	( 0)	0.	( 0)	0.	( 0)
33 4.1667E-32 (249)	4.1667E-32 (249)	4.1667E-32 (249)	4.1667E-32 (249)	4.1667E-32 (249)	4.1667E-32 (249)
34 4.1667E-32 (249)	4.1667E-32 (249)	4.1667E-32 (249)	4.1667E-32 (249)	4.1667E-32 (249)	4.1667E-32 (249)
35 4.1667E-32 (249)	4.1667E-32 (249)	4.1667E-32 (249)	4.1667E-32 (249)	4.1667E-32 (249)	4.1667E-32 (249)
36 0.	( 0)	0.	( 0)	0.	( 0)



ATTACHMENT F

24-Hour Concentrations on Day 189 at Distances of 0.8, 1.2,  
1.4, 1.6, and 1.8 km.

PLANT NAME: FORT MEADE SULFURIC ACID POLLUTANT: SO2 EMISSION UNITS: GM/SEC AIR QUALITY UNITS: GM/M\*\*3

YEARLY MAXIMUM 24-HOUR CONC= 2.0823E-07 DIRECTION= 9 DISTANCE= 1.2 KM DAY=189

HIGHEST 24-HOUR CONCENTRATION AT EACH RECEPTOR

RANGE	.8 KM	1.2 KM	1.4 KM	1.6 KM	1.8 KM
DIR					
1	4.1667E-32 (189)	4.1667E-32 (189)	4.1667E-32 (189)	4.1667E-32 (189)	4.1667E-32 (189)
2	4.1667E-32 (189)	4.1667E-32 (189)	4.1667E-32 (189)	4.1667E-32 (189)	4.1667E-32 (189)
3	4.1667E-32 (189)	4.1667E-32 (189)	4.1667E-32 (189)	4.1667E-32 (189)	4.1667E-32 (189)
4	0. ( 0)	5.2372E-12 (189)	2.4818E-12 (189)	1.2522E-12 (189)	7.1935E-13 (189)
5	0. ( 0)	1.8767E-10 (189)	1.0188E-10 (189)	5.8154E-11 (189)	3.7420E-11 (189)
6	0. ( 0)	3.2396E-09 (189)	1.9595E-09 (189)	1.2339E-09 (189)	8.6903E-10 (189)
7	0. ( 0)	2.6939E-08 (189)	1.7659E-08 (189)	1.1962E-08 (189)	9.0100E-09 (189)
8	0. ( 0)	1.0791E-07 (189)	7.4565E-08 (189)	5.2987E-08 (189)	4.1704E-08 (189)
9	0. ( 0)	2.0823E-07 (189)	1.4752E-07 (189)	1.0723E-07 (189)	8.6177E-08 (189)
10	0. ( 0)	1.9356E-07 (189)	1.3675E-07 (189)	9.9154E-08 (189)	7.9500E-08 (189)
11	0. ( 0)	8.6670E-08 (189)	5.9394E-08 (189)	4.1889E-08 (189)	3.2742E-08 (189)
12	0. ( 0)	1.7338E-08 (189)	1.1554E-08 (189)	7.8630E-09 (189)	5.9233E-09 (189)
13	0. ( 0)	0. ( 0)	0. ( 0)	0. ( 0)	0. ( 0)
14	0. ( 0)	0. ( 0)	0. ( 0)	0. ( 0)	0. ( 0)
15	0. ( 0)	0. ( 0)	0. ( 0)	0. ( 0)	0. ( 0)
16	0. ( 0)	0. ( 0)	0. ( 0)	0. ( 0)	0. ( 0)
17	0. ( 0)	0. ( 0)	0. ( 0)	0. ( 0)	0. ( 0)
18	0. ( 0)	0. ( 0)	0. ( 0)	0. ( 0)	0. ( 0)
19	0. ( 0)	0. ( 0)	0. ( 0)	0. ( 0)	0. ( 0)
20	0. ( 0)	0. ( 0)	0. ( 0)	0. ( 0)	0. ( 0)
21	0. ( 0)	0. ( 0)	0. ( 0)	0. ( 0)	0. ( 0)
22	0. ( 0)	0. ( 0)	0. ( 0)	0. ( 0)	0. ( 0)
23	0. ( 0)	0. ( 0)	0. ( 0)	0. ( 0)	0. ( 0)
24	0. ( 0)	0. ( 0)	0. ( 0)	0. ( 0)	0. ( 0)
25	0. ( 0)	0. ( 0)	0. ( 0)	0. ( 0)	0. ( 0)
26	0. ( 0)	0. ( 0)	0. ( 0)	0. ( 0)	0. ( 0)
27	0. ( 0)	0. ( 0)	0. ( 0)	0. ( 0)	0. ( 0)
28	0. ( 0)	0. ( 0)	0. ( 0)	0. ( 0)	0. ( 0)
29	0. ( 0)	0. ( 0)	0. ( 0)	0. ( 0)	0. ( 0)
30	0. ( 0)	0. ( 0)	0. ( 0)	0. ( 0)	0. ( 0)
31	0. ( 0)	0. ( 0)	0. ( 0)	0. ( 0)	0. ( 0)
32	0. ( 0)	0. ( 0)	0. ( 0)	0. ( 0)	0. ( 0)
33	0. ( 0)	0. ( 0)	0. ( 0)	0. ( 0)	0. ( 0)
34	0. ( 0)	0. ( 0)	0. ( 0)	0. ( 0)	0. ( 0)
35	4.1667E-32 (189)	4.1667E-32 (189)	4.1667E-32 (189)	4.1667E-32 (189)	4.1667E-32 (189)
36	4.1667E-32 (189)	4.1667E-32 (189)	4.1667E-32 (189)	4.1667E-32 (189)	4.1667E-32 (189)

ATTACHMENT G

24-Hour Concentrations on Day 48 at Distances of 5.0, 5.5,  
6.5, 8.0, and 10.0 km.

PLANT NAME: FORT MEADE SULFURIC ACID POLLUTANT: SO2 EMISSION UNITS: GM/SEC AIR QUALITY UNITS: GM/M\*\*3

YEARLY MAXIMUM 24-HOUR CONC= 2.2277E-07 DIRECTION= 16 DISTANCE= 5.5 KM DAY= 48

HIGHEST 24-HOUR CONCENTRATION AT EACH RECEPTOR

RANGE	5.0 KM	5.5 KM	6.5 KM	8.0 KM	10.0 KM
DIR					
1	4.1667E-32 ( 48)	4.1667E-32 ( 48)	4.1667E-32 ( 48)	4.1667E-32 ( 48)	4.1667E-32 ( 48)
2	4.1667E-32 ( 48)	4.1667E-32 ( 48)	4.1667E-32 ( 48)	4.1667E-32 ( 48)	4.1667E-32 ( 48)
3	4.1667E-32 ( 48)	4.1667E-32 ( 48)	4.1667E-32 ( 48)	4.1667E-32 ( 48)	4.1667E-32 ( 48)
4	4.1667E-32 ( 48)	4.1667E-32 ( 48)	4.1667E-32 ( 48)	4.1667E-32 ( 48)	4.1667E-32 ( 48)
5	4.1667E-32 ( 48)	4.1667E-32 ( 48)	4.1667E-32 ( 48)	4.1667E-32 ( 48)	4.1667E-32 ( 48)
6	0. ( 0)	0. ( 0)	0. ( 0)	0. ( 0)	0. ( 0)
7	0. ( 0)	0. ( 0)	0. ( 0)	0. ( 0)	0. ( 0)
8	0. ( 0)	0. ( 0)	0. ( 0)	0. ( 0)	0. ( 0)
9	0. ( 0)	0. ( 0)	0. ( 0)	0. ( 0)	0. ( 0)
10	0. ( 0)	0. ( 0)	0. ( 0)	0. ( 0)	0. ( 0)
11	0. ( 0)	0. ( 0)	0. ( 0)	0. ( 0)	0. ( 0)
12	1.1124E-12 ( 48)	8.4134E-13 ( 48)	4.8669E-13 ( 48)	2.3581E-13 ( 48)	1.0379E-13 ( 48)
13	0. ( 0)	0. ( 0)	0. ( 0)	0. ( 0)	2.5052E-10 ( 48)
14	0. ( 0)	0. ( 0)	0. ( 0)	0. ( 0)	0. ( 0)
15	0. ( 0)	0. ( 0)	0. ( 0)	0. ( 0)	0. ( 0)
16	2.1062E-07 ( 48)	2.2277E-07 ( 48)	2.0486E-07 ( 48)	1.7182E-07 ( 48)	1.4079E-07 ( 48)
17	0. ( 0)	0. ( 0)	0. ( 0)	0. ( 0)	1.2511E-08 ( 48)
18	0. ( 0)	0. ( 0)	0. ( 0)	0. ( 0)	0. ( 0)
19	0. ( 0)	0. ( 0)	0. ( 0)	0. ( 0)	0. ( 0)
20	0. ( 0)	0. ( 0)	0. ( 0)	0. ( 0)	0. ( 0)
21	0. ( 0)	0. ( 0)	0. ( 0)	0. ( 0)	0. ( 0)
22	0. ( 0)	0. ( 0)	0. ( 0)	0. ( 0)	0. ( 0)
23	0. ( 0)	0. ( 0)	0. ( 0)	0. ( 0)	0. ( 0)
24	0. ( 0)	0. ( 0)	0. ( 0)	0. ( 0)	0. ( 0)
25	0. ( 0)	0. ( 0)	0. ( 0)	0. ( 0)	0. ( 0)
26	0. ( 0)	0. ( 0)	0. ( 0)	0. ( 0)	0. ( 0)
27	0. ( 0)	0. ( 0)	0. ( 0)	0. ( 0)	0. ( 0)
28	0. ( 0)	0. ( 0)	0. ( 0)	0. ( 0)	0. ( 0)
29	0. ( 0)	0. ( 0)	0. ( 0)	0. ( 0)	0. ( 0)
30	0. ( 0)	0. ( 0)	0. ( 0)	0. ( 0)	0. ( 0)
31	0. ( 0)	0. ( 0)	0. ( 0)	0. ( 0)	0. ( 0)
32	0. ( 0)	0. ( 0)	0. ( 0)	0. ( 0)	0. ( 0)
33	0. ( 0)	0. ( 0)	0. ( 0)	0. ( 0)	0. ( 0)
34	0. ( 0)	0. ( 0)	0. ( 0)	0. ( 0)	0. ( 0)
35	0. ( 0)	0. ( 0)	0. ( 0)	0. ( 0)	0. ( 0)
36	0. ( 0)	0. ( 0)	0. ( 0)	0. ( 0)	0. ( 0)

ATTACHMENT H

3-Hour Concentrations on Day 236 at Distances of 2.5, 3.5,  
4.0, 4.5, and 5.0 km.

PLANT NAME: FORT MEADE SULFURIC ACID POLLUTANT: SO2 EMISSION UNITS: GM/SEC AIR QUALITY UNITS: GM/M\*\*3

YEARLY MAXIMUM 3-HOUR CONC= 3.9162E-06 DIRECTION= 19 DISTANCE= 5.5 KM DAY=236 TIME PERIOD= 6

RANGE	HIGHEST 3-HOUR CONCENTRATION AT EACH RECEPTOR				
	2.5 KM	3.5 KM	4.5 KM	5.0 KM	5.5 KM
DIR					
1	1.0000E-30 (236, 6)	1.0000E-30 (236, 6)	1.0391E-15 (236, 5)	2.8653E-15 (236, 5)	2.5717E-15 (236, 5)
2	1.0000E-30 (236, 6)	1.0000E-30 (236, 6)	1.0000E-30 (236, 6)	1.0000E-30 (236, 6)	1.0000E-30 (236, 6)
3	1.0000E-30 (236, 1)	1.0000E-30 (236, 1)	1.0000E-30 (236, 1)	1.0000E-30 (236, 1)	1.0000E-30 (236, 1)
4	1.0000E-30 (236, 1)	1.0000E-30 (236, 1)	1.0000E-30 (236, 1)	1.0000E-30 (236, 1)	1.0000E-30 (236, 1)
5	1.0000E-30 (236, 1)	1.0000E-30 (236, 1)	1.0000E-30 (236, 1)	1.0000E-30 (236, 1)	1.0000E-30 (236, 1)
6	1.0000E-30 (236, 1)	1.0000E-30 (236, 1)	1.0000E-30 (236, 1)	1.0000E-30 (236, 1)	1.0000E-30 (236, 1)
7	1.0000E-30 (236, 1)	1.0000E-30 (236, 1)	1.0000E-30 (236, 1)	1.0000E-30 (236, 1)	1.0000E-30 (236, 1)
8	1.0000E-30 (236, 1)	1.0000E-30 (236, 1)	1.0000E-30 (236, 1)	1.0000E-30 (236, 1)	1.0000E-30 (236, 1)
9	1.0000E-30 (236, 1)	1.0000E-30 (236, 1)	1.0000E-30 (236, 1)	1.0000E-30 (236, 1)	1.0000E-30 (236, 1)
10	1.0000E-30 (236, 1)	1.0000E-30 (236, 1)	1.0000E-30 (236, 1)	1.0000E-30 (236, 1)	1.0000E-30 (236, 1)
11	1.0000E-30 (236, 1)	1.0000E-30 (236, 1)	1.0000E-30 (236, 1)	1.0000E-30 (236, 1)	1.0000E-30 (236, 1)
12	1.0000E-30 (236, 1)	1.0000E-30 (236, 1)	1.0000E-30 (236, 1)	1.0000E-30 (236, 1)	1.0000E-30 (236, 1)
13	1.0000E-30 (236, 1)	1.0000E-30 (236, 1)	1.0000E-30 (236, 1)	1.0000E-30 (236, 1)	1.0000E-30 (236, 1)
14	1.0000E-30 (236, 1)	1.0000E-30 (236, 1)	1.0000E-30 (236, 1)	1.0000E-30 (236, 1)	1.0000E-30 (236, 1)
15	1.0000E-30 (236, 1)	1.0000E-30 (236, 1)	5.4441E-20 (236, 6)	1.4108E-19 (236, 6)	9.6794E-20 (236, 6)
16	1.0000E-30 (236, 1)	1.0000E-30 (236, 1)	1.5016E-14 (236, 6)	9.0876E-14 (236, 6)	8.3462E-14 (236, 6)
17	1.0000E-30 (236, 1)	1.0000E-30 (236, 1)	1.5673E-11 (236, 6)	1.2220E-09 (236, 6)	1.3967E-09 (236, 6)
18	1.0000E-30 (236, 1)	1.0000E-30 (236, 1)	1.0000E-30 (236, 1)	3.5424E-07 (236, 6)	4.6928E-07 (236, 6)
19	1.0000E-30 (236, 1)	1.0000E-30 (236, 1)	1.0000E-30 (236, 1)	2.6912E-06 (236, 6)	3.9162E-06 (236, 6)
20	1.0000E-30 (236, 1)	1.0000E-30 (236, 1)	1.0000E-30 (236, 1)	9.4430E-07 (236, 6)	1.4491E-06 (236, 6)
21	1.0000E-30 (236, 1)	1.0000E-30 (236, 1)	1.0000E-30 (236, 1)	1.4741E-08 (236, 6)	2.1474E-08 (236, 6)
22	1.0000E-30 (236, 1)	1.0000E-30 (236, 1)	1.0000E-30 (236, 1)	5.7664E-12 (236, 6)	7.2205E-12 (236, 6)
23	1.0000E-30 (236, 1)	1.0000E-30 (236, 1)	1.0000E-30 (236, 1)	4.6950E-17 (236, 6)	4.6549E-17 (236, 6)
24	1.0000E-30 (236, 1)	1.0000E-30 (236, 1)	1.0000E-30 (236, 1)	1.0000E-30 (236, 1)	1.0000E-30 (236, 1)
25	1.0000E-30 (236, 1)	1.0000E-30 (236, 1)	1.0000E-30 (236, 1)	1.0000E-30 (236, 1)	1.0000E-30 (236, 1)
26	1.0000E-30 (236, 1)	1.0000E-30 (236, 1)	1.0000E-30 (236, 1)	1.0000E-30 (236, 1)	1.0000E-30 (236, 1)
27	1.0000E-30 (236, 1)	1.0000E-30 (236, 1)	1.0000E-30 (236, 1)	1.0000E-30 (236, 1)	1.0000E-30 (236, 1)
28	1.0000E-30 (236, 1)	1.0000E-30 (236, 1)	1.0000E-30 (236, 1)	1.0000E-30 (236, 1)	1.0000E-30 (236, 1)
29	2.4456E-15 (236, 4)	6.2779E-16 (236, 4)	1.2795E-16 (236, 4)	6.3159E-17 (236, 4)	3.2695E-17 (236, 4)
30	3.3393E-12 (236, 4)	1.5469E-12 (236, 4)	5.1296E-13 (236, 4)	3.1458E-13 (236, 4)	1.9957E-13 (236, 4)
31	9.4916E-10 (236, 4)	6.9793E-10 (236, 4)	3.3874E-10 (236, 4)	2.4619E-10 (236, 4)	1.8313E-10 (236, 4)
32	5.6162E-08 (236, 4)	5.7655E-08 (236, 4)	3.6845E-08 (236, 4)	3.0273E-08 (236, 4)	2.5261E-08 (236, 4)
33	6.9140E-07 (236, 4)	8.7201E-07 (236, 4)	6.6011E-07 (236, 4)	5.8489E-07 (236, 4)	5.2383E-07 (236, 4)
34	1.5082E-06 (236, 4)	2.3651E-06 (236, 4)	1.9414E-06 (236, 4)	1.7762E-06 (236, 4)	1.6370E-06 (236, 4)
35	1.0000E-30 (236, 6)	1.0000E-30 (236, 6)	3.4582E-07 (236, 4)	6.6440E-07 (236, 4)	8.2095E-07 (236, 4)
36	1.0000E-30 (236, 6)	1.0000E-30 (236, 6)	2.1436E-11 (236, 5)	7.3455E-11 (236, 5)	8.0764E-11 (236, 5)

ATTACHMENT I

3-Hour Concentrations on Day 189 at Distances of 0.8, 1.2,  
1.4, 1.6, and 1.8 km.

PLANT NAME: FORT MEADE SULFURIC ACID POLLUTANT: SO2 EMISSION UNITS: GM/SEC AIR QUALITY UNITS: GM/M\*\*3

YEARLY MAXIMUM 3-HOUR CONC= 1.9656E-06 DIRECTION= 22 DISTANCE= 1.2 KM DAY=189 TIME PERIOD= 5

RANGE DIR	HIGHEST .8 KM		3-HOUR CONCENTRATION AT EACH RECEPTOR							
			1.2 KM	1.4 KM	1.6 KM	1.8 KM				
1	1.0000E-30	(189, 1)	1.0000E-30	(189, 1)	1.0000E-30	(189, 1)	1.0000E-30	(189, 1)		
2	1.0000E-30	(189, 1)	1.0000E-30	(189, 1)	1.0000E-30	(189, 1)	1.0000E-30	(189, 1)		
3	1.0000E-30	(189, 1)	1.0000E-30	(189, 1)	1.0000E-30	(189, 1)	1.0000E-30	(189, 1)		
4	1.0000E-30	(189, 1)	4.1897E-11	(189, 4)	1.9854E-11	(189, 4)	1.0018E-11	(189, 4)	5.7548E-12	(189, 4)
5	1.0000E-30	(189, 1)	1.5014E-09	(189, 4)	8.1502E-10	(189, 4)	4.6523E-10	(189, 4)	2.9936E-10	(189, 4)
6	1.0000E-30	(189, 1)	2.5916E-08	(189, 4)	1.5676E-08	(189, 4)	9.8714E-09	(189, 4)	6.9522E-09	(189, 4)
7	1.0000E-30	(189, 1)	2.1551E-07	(189, 4)	1.4127E-07	(189, 4)	9.5699E-08	(189, 4)	7.2080E-08	(189, 4)
8	1.0000E-30	(189, 1)	8.6328E-07	(189, 4)	5.9652E-07	(189, 4)	4.2389E-07	(189, 4)	3.3363E-07	(189, 4)
9	1.0000E-30	(189, 1)	1.6658E-06	(189, 4)	1.1802E-06	(189, 4)	8.5787E-07	(189, 4)	6.8941E-07	(189, 4)
10	1.0000E-30	(189, 1)	1.5485E-06	(189, 4)	1.0940E-06	(189, 4)	7.9324E-07	(189, 4)	6.3600E-07	(189, 4)
11	1.0000E-30	(189, 1)	6.9341E-07	(189, 4)	4.7517E-07	(189, 4)	3.3512E-07	(189, 4)	2.6194E-07	(189, 4)
12	1.0000E-30	(189, 1)	1.4958E-07	(189, 4)	9.6700E-08	(189, 4)	6.4687E-08	(189, 4)	4.8161E-08	(189, 4)
13	1.0000E-30	(189, 1)	1.5543E-08	(189, 4)	9.2206E-09	(189, 4)	5.7409E-09	(189, 4)	3.9533E-09	(189, 4)
14	1.0000E-30	(189, 1)	7.7804E-10	(189, 4)	4.1195E-10	(189, 4)	2.2988E-10	(189, 4)	1.4487E-10	(189, 4)
15	1.0000E-30	(189, 1)	1.0000E-30	(189, 1)	1.0000E-30	(189, 1)	1.0000E-30	(189, 1)	1.0000E-30	(189, 1)
16	1.0000E-30	(189, 1)	1.0000E-30	(189, 1)	1.0000E-30	(189, 1)	1.0000E-30	(189, 1)	1.0000E-30	(189, 1)
17	1.0000E-30	(189, 1)	1.0000E-30	(189, 1)	1.0000E-30	(189, 1)	1.0000E-30	(189, 1)	1.0000E-30	(189, 1)
18	1.0000E-30	(189, 1)	1.0000E-30	(189, 1)	8.0427E-08	(189, 5)	1.0711E-07	(189, 5)	1.0334E-07	(189, 5)
19	7.4651E-07	(189, 5)	1.2916E-06	(189, 5)	8.7988E-07	(189, 5)	6.0890E-07	(189, 5)	4.4203E-07	(189, 5)
20	8.6411E-07	(189, 5)	1.7613E-06	(189, 5)	1.1990E-06	(189, 5)	8.2921E-07	(189, 5)	6.0372E-07	(189, 5)
21	2.1602E-07	(189, 5)	1.8610E-06	(189, 5)	1.2711E-06	(189, 5)	8.7851E-07	(189, 5)	6.4529E-07	(189, 5)
22	1.0000E-30	(189, 1)	1.9656E-06	(189, 5)	1.3742E-06	(189, 5)	9.6785E-07	(189, 5)	7.2898E-07	(189, 5)
23	1.0000E-30	(189, 1)	1.4316E-06	(189, 5)	1.0004E-06	(189, 5)	7.0356E-07	(189, 5)	5.2989E-07	(189, 5)
24	1.0000E-30	(189, 1)	5.4478E-07	(189, 5)	3.6811E-07	(189, 5)	2.5099E-07	(189, 5)	1.8375E-07	(189, 5)
25	1.0000E-30	(189, 2)	1.0127E-07	(189, 5)	6.4235E-08	(189, 5)	4.1350E-08	(189, 5)	2.8711E-08	(189, 5)
26	1.0000E-30	(189, 2)	9.0881E-09	(189, 5)	5.2613E-09	(189, 5)	3.1171E-09	(189, 5)	2.0053E-09	(189, 5)
27	1.0000E-30	(189, 2)	3.9310E-10	(189, 5)	2.0199E-10	(189, 5)	1.0739E-10	(189, 5)	6.2539E-11	(189, 5)
28	1.0000E-30	(189, 2)	1.0000E-30	(189, 2)	1.0000E-30	(189, 2)	1.0000E-30	(189, 2)	1.0000E-30	(189, 2)
29	1.0000E-30	(189, 2)	1.0000E-30	(189, 2)	1.0000E-30	(189, 2)	1.0000E-30	(189, 2)	1.0000E-30	(189, 2)
30	1.0000E-30	(189, 2)	1.0000E-30	(189, 2)	1.0000E-30	(189, 2)	1.0000E-30	(189, 2)	1.0000E-30	(189, 2)
31	1.0000E-30	(189, 2)	1.0000E-30	(189, 2)	1.0000E-30	(189, 2)	1.0000E-30	(189, 2)	1.0000E-30	(189, 2)
32	1.0000E-30	(189, 1)	1.0000E-30	(189, 1)	1.0000E-30	(189, 1)	1.0000E-30	(189, 1)	1.0000E-30	(189, 1)
33	1.0000E-30	(189, 1)	1.0000E-30	(189, 1)	1.0000E-30	(189, 1)	1.0000E-30	(189, 1)	1.0000E-30	(189, 1)
34	1.0000E-30	(189, 1)	1.0000E-30	(189, 1)	1.0000E-30	(189, 1)	1.0000E-30	(189, 1)	1.0000E-30	(189, 1)
35	1.0000E-30	(189, 1)	1.0000E-30	(189, 1)	1.0000E-30	(189, 1)	1.0000E-30	(189, 1)	1.0000E-30	(189, 1)
36	1.0000E-30	(189, 1)	1.0000E-30	(189, 1)	1.0000E-30	(189, 1)	1.0000E-30	(189, 1)	1.0000E-30	(189, 1)



ATTACHMENT J

3-Hour Concentrations on Day 237 at Distances of 2.6, 2.8,  
3.2, and 3.6 km.

PLANT NAME: FORT MEADE SULFURIC ACID POLLUTANT: SO2 EMISSION UNITS: GM/SEC AIR QUALITY UNITS: GM/M\*\*3

YEARLY MAXIMUM 3-HOUR CONC= 2.4081E-06 DIRECTION= 25 DISTANCE= 3.2 KM DAY=237 TIME PERIOD= 4

DIR	3-HOUR CONCENTRATION AT EACH RECEPTOR					
	HIGHEST 2.6 KM	2.8 KM	3.2 KM	3.4 KM	3.6 KM	
1	1.0000E-30 (237, 2)	1.0000E-30 (237, 2)	1.0000E-30 (237, 2)	1.0000E-30 (237, 2)	1.0000E-30 (237, 2)	
2	1.0000E-30 (237, 1)	1.0000E-30 (237, 1)	1.0000E-30 (237, 1)	1.0000E-30 (237, 1)	1.0000E-30 (237, 1)	
3	1.0000E-30 (237, 1)	1.0000E-30 (237, 1)	1.0000E-30 (237, 1)	1.0000E-30 (237, 1)	1.0000E-30 (237, 1)	
4	1.0000E-30 (237, 1)	1.0000E-30 (237, 1)	1.0000E-30 (237, 1)	1.0000E-30 (237, 1)	3.9878E-08 (237, 6)	
5	1.0000E-30 (237, 1)	1.0000E-30 (237, 1)	1.0000E-30 (237, 1)	1.0000E-30 (237, 1)	1.3419E-09 (237, 6)	
6	1.0000E-30 (237, 1)	1.0000E-30 (237, 1)	1.0000E-30 (237, 1)	1.0000E-30 (237, 1)	5.6787E-12 (237, 6)	
7	1.0000E-30 (237, 1)	1.0000E-30 (237, 1)	1.0000E-30 (237, 1)	1.0000E-30 (237, 1)	4.3322E-15 (237, 6)	
8	1.0000E-30 (237, 1)	1.0000E-30 (237, 1)	1.0000E-30 (237, 1)	1.0000E-30 (237, 1)	1.0000E-30 (237, 1)	
9	1.0000E-30 (237, 1)	1.0000E-30 (237, 1)	1.0000E-30 (237, 1)	1.0000E-30 (237, 1)	1.0000E-30 (237, 1)	
10	1.0000E-30 (237, 1)	1.0000E-30 (237, 1)	1.0000E-30 (237, 1)	1.0000E-30 (237, 1)	1.0000E-30 (237, 1)	
11	1.0000E-30 (237, 1)	1.0000E-30 (237, 1)	1.0000E-30 (237, 1)	1.0000E-30 (237, 1)	1.0000E-30 (237, 1)	
12	1.0000E-30 (237, 1)	1.0000E-30 (237, 1)	1.0000E-30 (237, 1)	1.0000E-30 (237, 1)	1.0000E-30 (237, 1)	
13	1.0000E-30 (237, 1)	1.0000E-30 (237, 1)	1.0000E-30 (237, 1)	1.0000E-30 (237, 1)	1.0000E-30 (237, 1)	
14	1.0000E-30 (237, 1)	1.0000E-30 (237, 1)	1.0000E-30 (237, 1)	1.0000E-30 (237, 1)	1.0000E-30 (237, 1)	
15	1.0000E-30 (237, 1)	1.0000E-30 (237, 1)	1.0000E-30 (237, 1)	1.0000E-30 (237, 1)	1.0000E-30 (237, 1)	
16	1.0000E-30 (237, 1)	1.0000E-30 (237, 1)	1.0000E-30 (237, 1)	1.0000E-30 (237, 1)	1.0000E-30 (237, 1)	
17	1.0000E-30 (237, 1)	1.0000E-30 (237, 1)	1.0000E-30 (237, 1)	1.0000E-30 (237, 1)	1.0000E-30 (237, 1)	
18	1.0000E-30 (237, 1)	1.0000E-30 (237, 1)	1.0000E-30 (237, 1)	1.0000E-30 (237, 1)	1.0000E-30 (237, 1)	
19	1.0000E-30 (237, 1)	1.0000E-30 (237, 1)	1.0000E-30 (237, 1)	1.0000E-30 (237, 1)	1.0000E-30 (237, 1)	
20	1.0000E-30 (237, 1)	1.0000E-30 (237, 1)	1.0000E-30 (237, 1)	1.0000E-30 (237, 1)	1.0000E-30 (237, 1)	
21	1.0000E-30 (237, 1)	1.0000E-30 (237, 1)	1.0000E-30 (237, 1)	1.0000E-30 (237, 1)	1.0000E-30 (237, 1)	
22	1.0000E-30 (237, 1)	1.0000E-30 (237, 1)	1.0000E-30 (237, 1)	1.0000E-30 (237, 1)	1.0000E-30 (237, 1)	
23	1.0431E-07 (237, 4)	1.4412E-07 (237, 4)	1.5413E-07 (237, 4)	1.4713E-07 (237, 4)	1.3834E-07 (237, 4)	
24	1.1556E-06 (237, 4)	1.4108E-06 (237, 4)	1.4625E-06 (237, 4)	1.4078E-06 (237, 4)	1.3416E-06 (237, 4)	
25	1.8585E-06 (237, 4)	2.2876E-06 (237, 4)	2.4081E-06 (237, 4)	2.3346E-06 (237, 4)	2.2403E-06 (237, 4)	
26	6.1338E-07 (237, 4)	7.4066E-07 (237, 4)	7.5226E-07 (237, 4)	7.1718E-07 (237, 4)	6.7719E-07 (237, 4)	
27	4.1547E-08 (237, 4)	4.7884E-08 (237, 4)	4.4587E-08 (237, 4)	4.0811E-08 (237, 4)	3.7055E-08 (237, 4)	
28	5.7753E-10 (237, 4)	6.1816E-10 (237, 4)	5.0141E-10 (237, 4)	4.3019E-10 (237, 4)	3.6703E-10 (237, 4)	
29	1.6476E-12 (237, 4)	1.5935E-12 (237, 4)	1.0699E-12 (237, 4)	8.4001E-13 (237, 4)	6.5810E-13 (237, 4)	
30	9.6466E-16 (237, 4)	8.2021E-16 (237, 4)	4.3311E-16 (237, 4)	3.0384E-16 (237, 4)	2.1360E-16 (237, 4)	
31	1.0000E-30 (237, 4)	1.0000E-30 (237, 4)	1.0000E-30 (237, 4)	1.0000E-30 (237, 4)	1.0000E-30 (237, 4)	
32	1.0000E-30 (237, 4)	1.0000E-30 (237, 4)	1.0000E-30 (237, 4)	1.0000E-30 (237, 4)	1.0000E-30 (237, 4)	
33	1.0000E-30 (237, 4)	1.0000E-30 (237, 4)	1.0000E-30 (237, 4)	1.0000E-30 (237, 4)	2.5697E-17 (237, 6)	
34	1.0000E-30 (237, 4)	1.0000E-30 (237, 4)	1.0000E-30 (237, 4)	1.0000E-30 (237, 4)	9.2275E-14 (237, 6)	
35	1.0000E-30 (237, 7)	1.0000E-30 (237, 7)	1.0000E-30 (237, 7)	1.0000E-30 (237, 7)	1.0000E-30 (237, 7)	
36	1.0000E-30 (237, 7)	1.0000E-30 (237, 7)	1.0000E-30 (237, 7)	1.0000E-30 (237, 7)	1.0000E-30 (237, 7)	

ATTACHMENT K

CRSTER Modifications

Note: The attached minor modifications (consisting of resetting some initialization statements) were made in the CRSTER Model used for this analysis. Without these modifications, execution of the program will terminate when printing out results if all of the maximum annual mean concentrations are negative as they are in this case. A comparison was made on several days of meteorological data using the modified and unmodified forms of CRSTER, and the modifications appear not to have any affect on the actual concentrations calculated.

NOTE: ALL CHANGES ARE IN SUBROUTINE CRS

```
EQUIVALENCE (QTAP1(1),CHI(1)),(QTAP2(1),CHI25(1)),(QTAP3(1),  
*CHI26(1)),(TAPIN(1),JYR),(DMAXYR(1),JMAX3(1)),(DX(1),JM(1))  
DATA HMAXT,DMAXT,NNN,MMM/-1.E+30,-1.E+30,1,1,1/  
DATA IHC,P/6,13,18,24,.1,.15,.2,.25,.3,.3/  
DATA DTH/-50.,-40.,-30.,-20.,-10.,0.,10.,20.,30.,40.,50./  
DATA LOOP/1,1,2,3,4,4,11,11,10,9,8,8/
```

Original statement is:

```
DATA HMAXT,DMAXT,NNN,MMM/0.,0.,1,1,1/
```

---

```
C***RE-INITIALIZE DAILY AVERAGE AT BEGINNING OF EACH DAY***  
1000 DO 1310 IR=1,180  
1310 CHI25(IR)=1.0E-30  
TDAY=TDAY+1.  
DMAXT=-1.E+30  
HMAXT=-1.E+30  
C***INPUT INFORMATION FROM MET FILE***
```

Original statements are:

```
DMAXT=0.  
HMAXT=0.
```

---

```
C***CALCULATE ANNUAL MEANS AND DETERMINE THE MAXIMUM  
IST1=1  
K1=1  
AMMAX=-1.E+30  
MAXI=0  
DO 5200 IR=1,180
```

Original statement is:

```
AMMAX=0.
```

U.S. Agri-Chemicals Corporation  
3225 State Road 630 West  
Fort Meade, FL 33841-9799  
813 285 8121

JOHN BROWN } FYI  
PRESTON LEWIS }  
PATTY ADAMS-FILE



## Agri-Chemicals

A Sinochem Company

October 9, 1992

Mr. William C. Thomas  
Air Program Administrator  
Florida Department of Environmental Regulation  
Southwest District  
3803 Coconut Palm Drive  
Tampa, Florida 33819-8318

Dear Mr. Thomas:

RE: Rock Grinding, Permit Nos. AO53-141593, 141600, 141592, and 141594.

U.S. Agri-Chemicals Corporation (USAC) has ceased rock grinding. Therefore, USAC would like to surrender the above-referenced permits.

Thank you for your cooperation.

Very truly yours,

U.S. AGRI-CHEMICALS CORPORATION

Ronald L. Brunk, Manager  
Environmental Engineering

RLB\VT\mkw

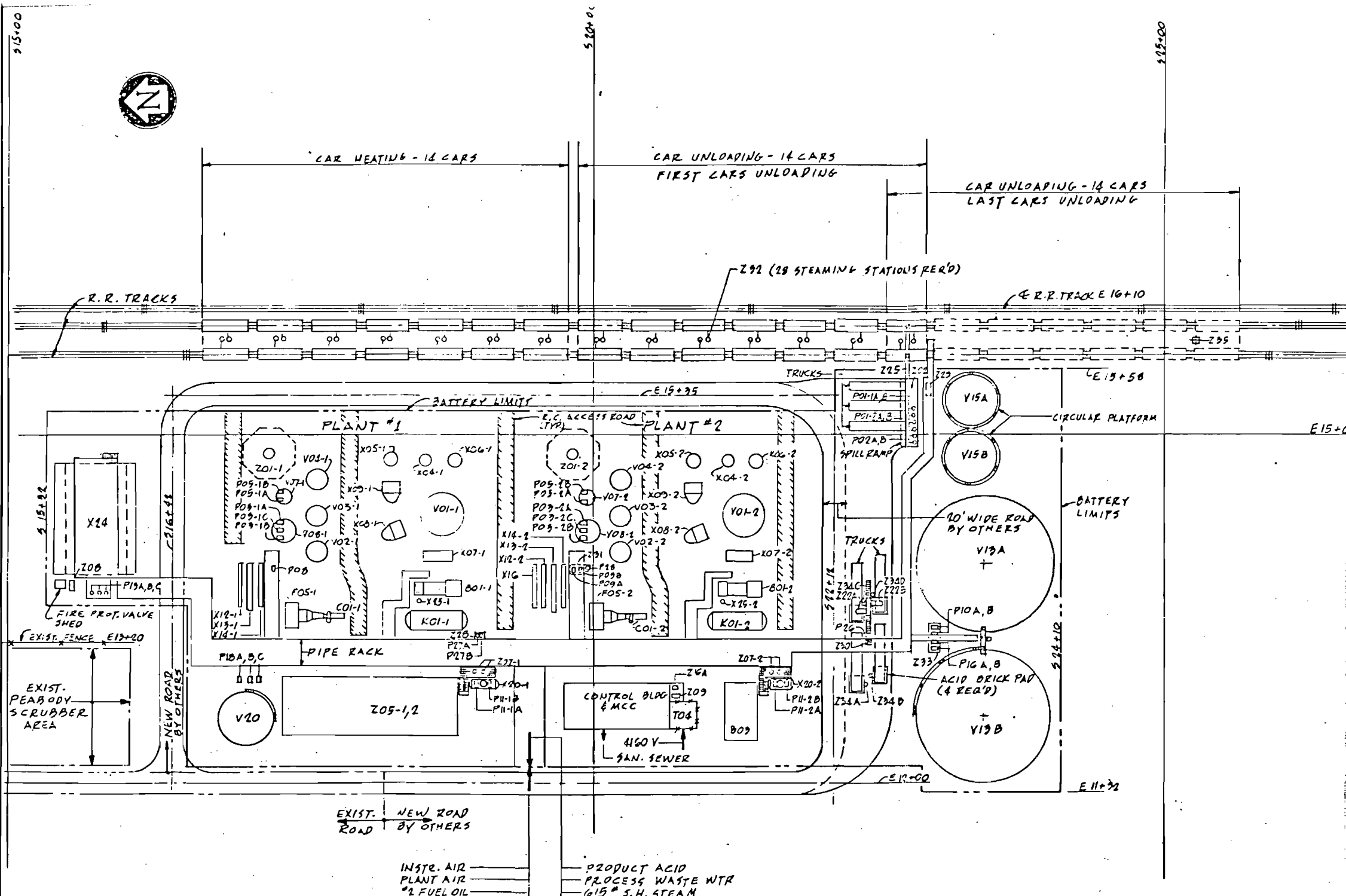
cc: Chi S. Lee, FDER  
✓ Jim Pennington, FDER

VT\Thomas-1.LTR

RECEIVED

OCT 15 1992

Division of Air  
Resources Management



PLANT NO. 1	PLANT NO. 2	EQUIPMENT COMMON TO BOTH PLANTS	DESCRIPTION
BO1-1	BO1-2	B03	WASTE HEAT BOILER AUX. BOILER SYSTEM MAIN COMPRESSOR
CO1-1	CO1-2		
F01-1 F02-1 F03-1 F04-1 F05-1	F02-2 F03-2 F04-2 F05-2		DRYING TOWER MIST ELIMINATOR INTERPASS TOWER MIST ELIMINATOR FINAL TOWER MIST ELIMINATOR INLET AIR FILTER WITH SILENCER
K01-1 *P01-1A,B	K01-2 *P01-2A,B	*P02A,B	SULFUR BURNER SULFUR BURNER FEED PUMPS SULFUR TRANSFER PUMPS DRYING/INTERPASS TOWER ACID PUMPS
*P03-1A,B,C *P05-1A,B P05	*P03-2A,B,C *P05-2A,B	*P09A,B *P10A,B *P13A,B,C *P14A,B *P15A,B,C *P16 *P17A,B P25	FINAL TOWER ACID PUMPS ACID COOLER DRAIN PUMP PRODUCT ACID BOOSTER PUMP & FL. 2 A.C. DR. PUMP PRODUCT ACID TRANSFER PUMP BOILER FEED WATER PUMPS COOLING TOWER WTR. SUPPLY PUMPS PRODUCT ACID LOADING PUMPS DEAERATOR FEED WATER PUMPS TRUCK LOADING SUMP PUMP PROCESS WATER SUMP PUMP PRODUCT ACID BOOSTER SUMP PUMP
VO1-1 VO2-1 VO3-1 VO4-1 VO7-1 VO8-1	VO1-2 VO2-2 VO3-2 VO4-2 VO7-2 VO8-2	T04	4160/430 VOLT TRANSFORMER CONVERTER DRYING TOWER INTERPASS TOWER FINAL TOWER FINAL TOWER PUMP TANK DRYING/INTERPASS TOWER PUMP TANK SULFURIC ACID STORAGE TANKS MOLTEN SULFUR STORAGE TANK TREATED WATER STORAGE TANK
X04-1 X05-1 X06-1 X07-1 X08-1 X09-1 X11-1 X13-1 X14-1	X04-2 X05-2 X06-2 X07-2 X08-2 X09-2 X12-2 X13-2 X14-2	V13A,B V15 V20	COLD INTERPASS HEAT EXCHANGER, HOT SHELL COLD INTERPASS HEAT EXCHANGER, COLD SHELL HOT INTERPASS HEAT EXCHANGER SUPERHEATER SECONDARY ECONOMIZER PRIMARY ECONOMIZER DRYING TOWER ACID COOLER INTERPASS TOWER ACID COOLER FINAL TOWER ACID COOLER
X20-1 X25-1	X20-2 X25-2	X16 X24	PRODUCT ACID COOLER BOILER FEEDWATER HEATER WATER COOLING TOWER BOILER B.D. HEAT RECOVERY SYSTEM
Z01-1 Z05-1 Z07-1	Z01-2 Z05-2 Z07-2	Z02 Z08 Z09 Z16A	PLANT STACK MOLTEN SULFUR PIT DEMINEALIZER SYSTEM BOILER CHEMICAL FEED SYSTEM COOLING WATER TREATMENT SYSTEM AUXILIARY GENERATOR HVAC UNIT FOR CONTROL ROOM
		Z22A,B Z25 Z26 Z29 Z30 Z31 Z32 Z33 Z34A,B,C,D	ACID TRUCK LOADING STATIONS 54-512 TANK, C.I. UNLOADING TROUGH PROCESS WASTE WTR. SUMP CONDENSATE RECEIVER SYSTEM TRUCK LOADING SPILL SUMP PRODUCT ACID BOOSTER PUMP BASIN & SUMP TANK CAR STEAMING SYSTEM AC. 7-LOADING & TRANSFER PUMP SPILL BASIN AC. 7-TRUCK UNLOADING STATIONS

EQUIPMENT LIST - CONTINUED

Z95	CAR PULLER
-----	------------

- INSTR. AIR
- PLANT AIR
- #2 FUEL OIL
- NAT. GAS
- WELL WATER
- POTABLE WATER
- CONDENSATE
- PRODUCT ACID
- PROCESS WASTE WTR
- 615" S.H. STEAM
- 140" SAT. STEAM
- 30" SAT. STEAM
- PROCESS EFFLUENT

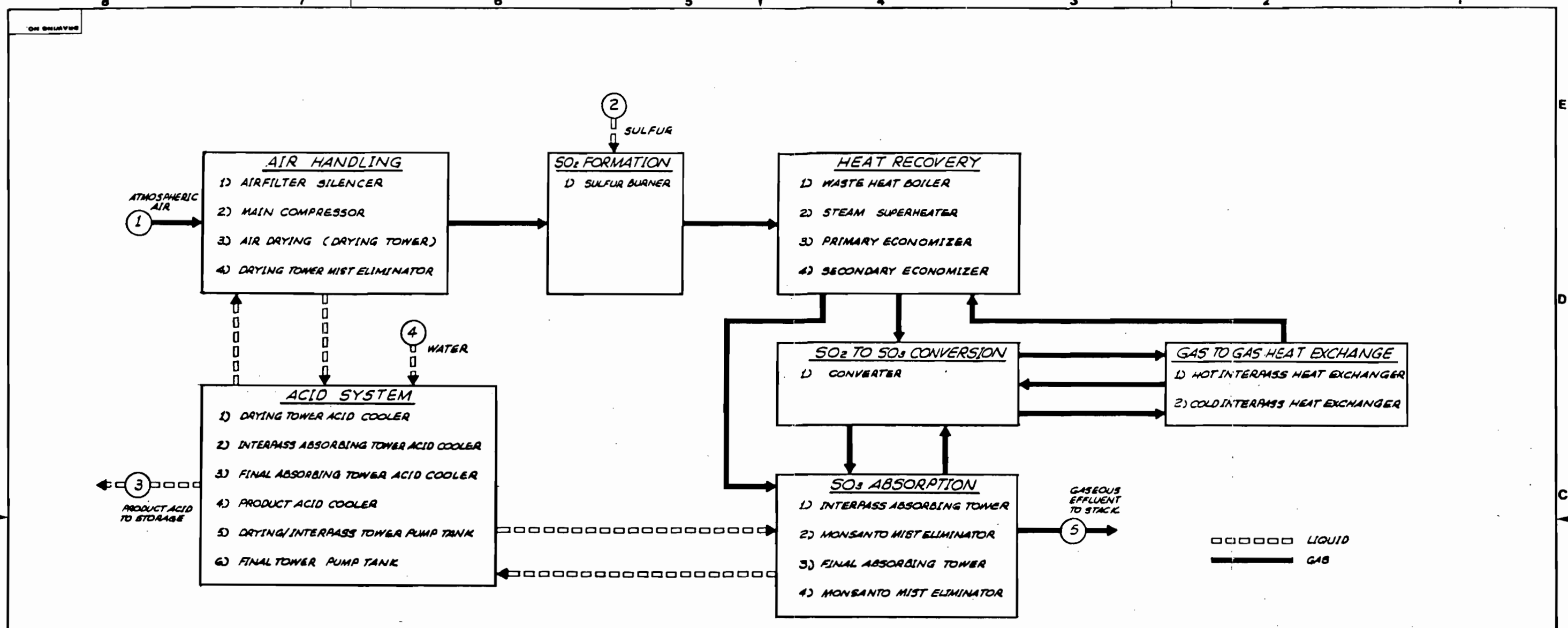
NOTES  
 1. X DENOTES ONE IS AN INST. SPARE.  
 2. FOR DETAILED PLANT LAYOUT SEE DWG. 301-102

MONSANTO ENVIRO-CHEM SYSTEMS, INC.  
ST. LOUIS, MISSOURI

FIG. A-2  
PLOT PLAN  
SULFURIC ACID PLANT

NO	DATE	DESCRIPTION	BY	NO	DATE	DESCRIPTION	BY	NO	DATE	DESCRIPTION	BY	
C	11-25-79	ISSUED FOR PROPOSAL	HR									
B	9-13-79	REV. 411, 412, 413, 414, 415, 416, 417, 418, 419, 420, 421, 422, 423, 424, 425, 426, 427, 428, 429, 430, 431, 432, 433, 434, 435, 436, 437, 438, 439, 440, 441, 442, 443, 444, 445, 446, 447, 448, 449, 450, 451, 452, 453, 454, 455, 456, 457, 458, 459, 460, 461, 462, 463, 464, 465, 466, 467, 468, 469, 470, 471, 472, 473, 474, 475, 476, 477, 478, 479, 480, 481, 482, 483, 484, 485, 486, 487, 488, 489, 490, 491, 492, 493, 494, 495, 496, 497, 498, 499, 500, 501, 502, 503, 504, 505, 506, 507, 508, 509, 510, 511, 512, 513, 514, 515, 516, 517, 518, 519, 520, 521, 522, 523, 524, 525, 526, 527, 528, 529, 530, 531, 532, 533, 534, 535, 536, 537, 538, 539, 540, 541, 542, 543, 544, 545, 546, 547, 548, 549, 550, 551, 552, 553, 554, 555, 556, 557, 558, 559, 560, 561, 562, 563, 564, 565, 566, 567, 568, 569, 570, 571, 572, 573, 574, 575, 576, 577, 578, 579, 580, 581, 582, 583, 584, 585, 586, 587, 588, 589, 590, 591, 592, 593, 594, 595, 596, 597, 598, 599, 600, 601, 602, 603, 604, 605, 606, 607, 608, 609, 610, 611, 612, 613, 614, 615, 616, 617, 618, 619, 620, 621, 622, 623, 624, 625, 626, 627, 628, 629, 630, 631, 632, 633, 634, 635, 636, 637, 638, 639, 640, 641, 642, 643, 644, 645, 646, 647, 648, 649, 650, 651, 652, 653, 654, 655, 656, 657, 658, 659, 660, 661, 662, 663, 664, 665, 666, 667, 668, 669, 670, 671, 672, 673, 674, 675, 676, 677, 678, 679, 680, 681, 682, 683, 684, 685, 686, 687, 688, 689, 690, 691, 692, 693, 694, 695, 696, 697, 698, 699, 700, 701, 702, 703, 704, 705, 706, 707, 708, 709, 710, 711, 712, 713, 714, 715, 716, 717, 718, 719, 720, 721, 722, 723, 724, 725, 726, 727, 728, 729, 730, 731, 732, 733, 734, 735, 736, 737, 738, 739, 740, 741, 742, 743, 744, 745, 746, 747, 748, 749, 750, 751, 752, 753, 754, 755, 756, 757, 758, 759, 760, 761, 762, 763, 764, 765, 766, 767, 768, 769, 770, 771, 772, 773, 774, 775, 776, 777, 778, 779, 780, 781, 782, 783, 784, 785, 786, 787, 788, 789, 790, 791, 792, 793, 794, 795, 796, 797, 798, 799, 800, 801, 802, 803, 804, 805, 806, 807, 808, 809, 810, 811, 812, 813, 814, 815, 816, 817, 818, 819, 820, 821, 822, 823, 824, 825, 826, 827, 828, 829, 830, 831, 832, 833, 834, 835, 836, 837, 838, 839, 840, 841, 842, 843, 844, 845, 846, 847, 848, 849, 850, 851, 852, 853, 854, 855, 856, 857, 858, 859, 860, 861, 862, 863, 864, 865, 866, 867, 868, 869, 870, 871, 872, 873, 874, 875, 876, 877, 878, 879, 880, 881, 882, 883, 884, 885, 886, 887, 888, 889, 890, 891, 892, 893, 894, 895, 896, 897, 898, 899, 900, 901, 902, 903, 904, 905, 906, 907, 908, 909, 910, 911, 912, 913, 914, 915, 916, 917, 918, 919, 920, 921, 922, 923, 924, 925, 926, 927, 928, 929, 930, 931, 932, 933, 934, 935, 936, 937, 938, 939, 940, 941, 942, 943, 944, 945, 946, 947, 948, 949, 950, 951, 952, 953, 954, 955, 956, 957, 958, 959, 960, 961, 962, 963, 964, 965, 966, 967, 968, 969, 970, 971, 972, 973, 974, 975, 976, 977, 978, 979, 980, 981, 982, 983, 984, 985, 986, 987, 988, 989, 990, 991, 992, 993, 994, 995, 996, 997, 998, 999, 1000										

ISSUE DATE	11-25-79	PURPOSE OF ISSUE	PROPOSAL
SCALE	1"=50'		



STREAM COMPONENT UNIT		1	5	
SO <sub>2</sub>	SCFM	0	46	
SO <sub>3</sub>	SCFM	0	0	
O <sub>2</sub>	SCFM	30441	7524	
N <sub>2</sub>	SCFM	115209	115209	
H <sub>2</sub> O	SCFM	5040	0	
TOTAL	SCFM	150690	122780	
TOTAL	ACFM	169985	159712	
TEMPERATURE °F	95	180	75 180	
STREAM COMPONENT UNIT		2	3	4
LQUID	SULFUR 98% WATER			
	LB/MIN	1373	4253	593
	GPM	92	285	71
TEMPERATURE °F	270	100	95	

CLIENT: USS AGRICHEM  
 LOCATION: FORT MEADE, FLORIDA  
 PRODUCTION: 31000 STPD AS 98% ACID (100% H<sub>2</sub>SO<sub>4</sub> BASIS)  
 NUMBER OF UNITS: TWO PLANTS  
 CONVERSION: 99.7% CONVERSION OF SO<sub>2</sub> TO SO<sub>3</sub> WITH 85% SO<sub>2</sub> TO CONVERTER.  
 STANDARD CONDITIONS: 0°C AND 760 MM Hg.  
 EMISSIONS:  
 SO<sub>2</sub>: 1 LBS SO<sub>2</sub>/TON 100% H<sub>2</sub>SO<sub>4</sub> PRODUCED.  
 ACID MIST: LESS THAN OR EQUIVALENT TO 0.15 LBS H<sub>2</sub>SO<sub>4</sub>/TON 100% H<sub>2</sub>SO<sub>4</sub> PRODUCED.

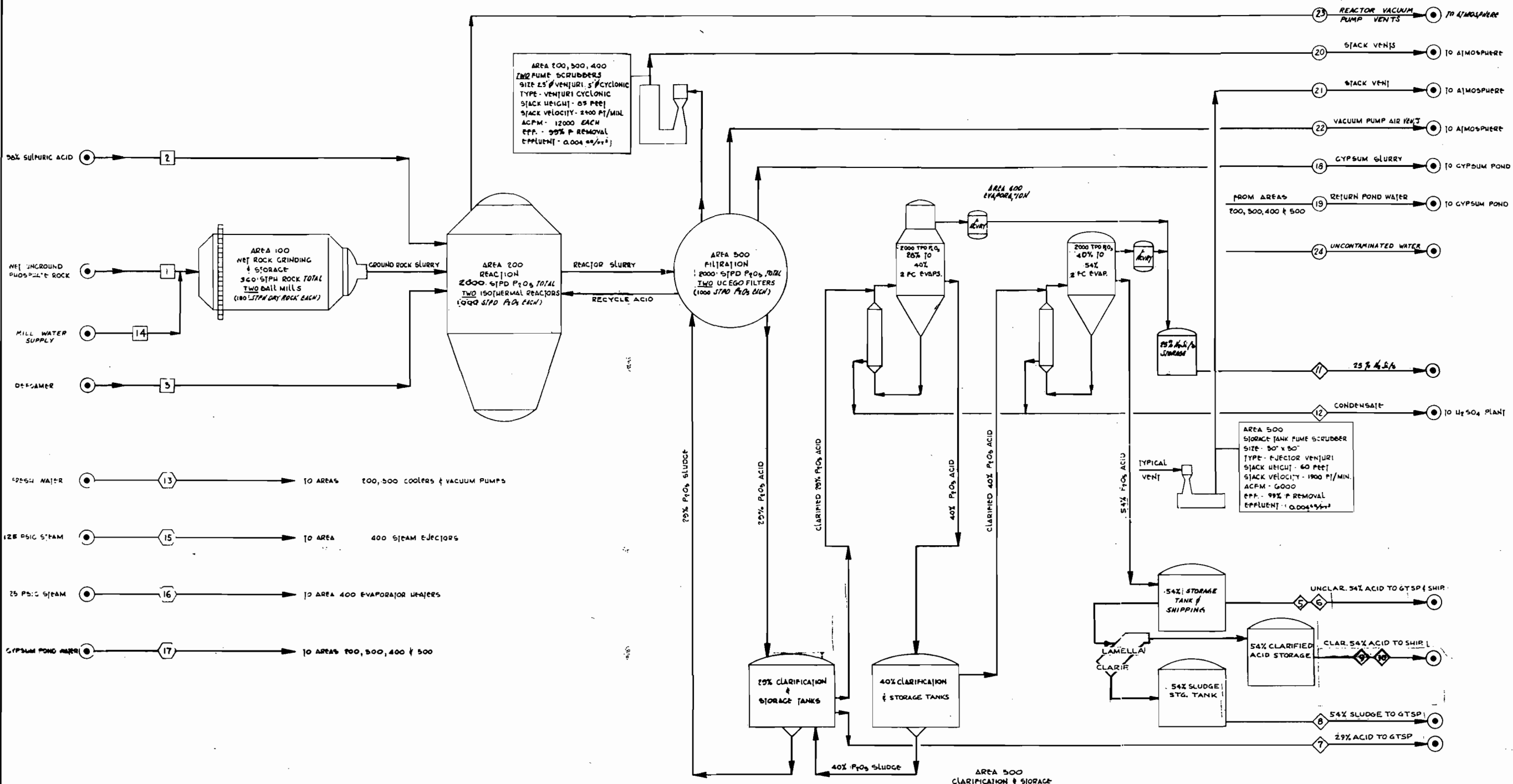
STACK: 175' HIGH, 8'-6" I.D.

NO. DATE		DESCRIPTION		BY	BY	BY	NO. DATE	DESCRIPTION		BY	BY	BY	NO. DATE	DESCRIPTION		BY	BY	BY	NO. DATE	DESCRIPTION		BY	BY	BY
							11/83		Revised by SKEC															
							4-10-80		ISSUED TO EPA															

MONSANTO ENVIRO-CHEM SYSTEMS, INC.  
 ST. LOUIS, MISSOURI

ENVIRONMENTAL  
 PROCESS MATERIAL FLOW DIAGRAM  
 SULFUR BURNING PLANT

DRAWN	BY	DATE	APP'D	DATE	JOB NO.	REVISION
	S.L.	4-9-80			2189	
CHECKED					DRAWING NO.	
					321-121	



STREAM NUMBERS	RAW MATERIALS				PRODUCTS						UTILITIES				EFFLUENTS									
	1	2	3	4	5	6	7	8	9	10	11	12	13	14	15	16	17	18	19	20	21	22	23	24
WET UNDERGROUND PHOSPHATE ROCK	7709	5436	B.1																					
98% SULFURIC ACID																								
MILL WATER SUPPLY																								
DEFAMER																								
25% WATER																								
125 PSIG STEAM																								
25 PSIG STEAM																								
GYPSUM POND WATER																								
UNCLAR. 34% ACID TO GTSP & SHIP																								
CLAR. 54% ACID TO SHIP																								
54% SLUDGE TO GTSP																								
29% ACID TO GTSP																								

REVISED 1/83 SKEC

FLOW DIAGRAM  
RAW MATERIALS, PRODUCTS,  
UTILITIES AND EFFLUENTS  
PHOSPHORIC ACID PLANT  
USS AGRI-CHEMICALS  
FT. MEADE FLORIDA

**BADGER AMERICA, INC.**  
DANBURY, CONNECTICUT

DATE: 1/83  
BY: J. MARTINEZ  
CHECKED BY: D. PELHAM  
DESIGNED BY: J. MARTINEZ  
DRAWN BY: J. MARTINEZ

DWG. NO. E-7541-106-0 III