

## Memorandum

# Florida Department of Environmental Protection

---

TO: Trina Vielhauer, Bureau of Air Regulation  
FROM: Syed Arif, New Source Review Section SA  
DATE: December 1, 2008  
SUBJECT: Draft Air Permit No. PSD-FL-402  
Project No. 1010373-007-AC  
Shady Hills Power Company,  
Shady Hills Generating Station  
Site Expansion

The initial draft permit and technical evaluation was issued on November 17, 2008. Subsequently, the applicant recommended some minor changes which are as follows:

- Change fuel oil operation of the combustion turbines (CT) from a maximum of 500 hours per CT per year to an average of 500 hours per CT per year.
- Correct the heat input rate to the CT.
- Combine startup and shutdown CEMS data exclusion of 60 minutes instead of individual startup and shutdown CEMS data exclusion of 30 minutes each. For startups and shutdowns of less than 60 minutes in duration, only those minutes attributable to startup and shutdown may be excluded.

Attached for your review are the following revised items:

- Written Notice of Intent to Issue Air Permit;
- Public Notice of Intent to Issue Air Permit;
- Technical Evaluation and Preliminary Determination;
- Draft Permit;
- Appendices; and
- P.E. Certification.

I recommend your approval of the attached Draft Permit package.

Attachments

P.E. CERTIFICATION STATEMENT

APPLICANT

Shady Hills Power Company, LLC  
120 Long Ridge Road  
Stamford, Connecticut 06927

Air Permit No. PSD-FL-402  
Project No. 1010373-007-AC  
Shady Hills Generating Station  
Simple Cycle Combustion Turbines  
Pasco County, Florida

PROJECT DESCRIPTION

This project is for the construction of two General Electric 170 megawatt (MW) PG7241FA (GE 7FA) simple cycle combustion turbines (Units 005 and 006), along with increasing the emergency generator capacity to 2.5 MW and installing a 10 million British thermal unit per hour (MMBtu/hr) natural gas heater. Natural gas will be the primary fuel, and maximum ultra-low sulfur fuel oil (0.0015 weight percent sulfur) will be the backup fuel.


Units 005 and 006 will be intermittent duty combustion turbines (typically known as peaking units) and will fire natural gas as the primary fuel and No. 2 ultra-low sulfur fuel oil as back-up fuel. Units 005 and 006 will be permitted to operate an average of no more than 3,390 hours per year. The two combustion turbines combined can operate up to 1,000 hours on fuel oil per calendar year. Neither unit may operate more than 5,000 hours per year. The Department has determined that BACT for nitrogen oxides (NOx) is 9.0 parts per million by volume dry corrected to 15 percent oxygen (ppmvd @15% O<sub>2</sub>). The limit will be achieved by use of inherently clean natural gas and use of dry low-NOx combustors.

A limit of 42 ppmvd NOx @15% O<sub>2</sub> will apply while firing back-up fuel oil and will be achieved by water injection into the combustors for flame temperature control. Emissions of carbon monoxide (CO), particulate matter/particulate matter less than 10 microns (PM/PM<sub>10</sub>), sulfuric acid mist (SAM), sulfur dioxide (SO<sub>2</sub>), volatile organic compounds (VOC) and visible emissions (opacity) will be minimized by the efficient, high-temperature combustion of clean fuels.

*I HEREBY CERTIFY that the air pollution control engineering features described in the above referenced application and subject to the proposed permit conditions provide reasonable assurance of compliance with applicable provisions of Chapter 403, Florida Statutes, and Florida Administrative Code Chapters 62-4 and 62-204 through 62-297. However, I have not evaluated and I do not certify aspects of the proposal outside of my area of expertise (including, but not limited to, the electrical, mechanical, structural, hydrological, geological, and meteorological features).*

*Syed Arif*

Syed Arif, P.E.  
Registration No. 51861





# Florida Department of Environmental Protection

Bob Martinez Center  
2600 Blair Stone Road  
Tallahassee, Florida 32399-2400

Charlie Crist  
Governor

Jeff Kottkamp  
Lt. Governor

Michael W. Sole  
Secretary

December 1, 2008

Mr. Roy S. Belden, Vice President  
Shady Hills Power Company, LLC  
120 Long Ridge Road  
Stamford, Connecticut 06927

Re: Draft Air Permit No. PSD-FL-402  
Project No. 1010373-007-AC  
Shady Hills Generating Station  
Site Expansion

Dear Mr. Belden:

On May 13, 2008, Shady Hills Power Company, LLC submitted an application for an air construction permit subject to the preconstruction review requirements for the Prevention of Significant Deterioration of Air Quality. The primary purpose of the project is to construct two new General Electric 170 megawatt PG7241FA (GE 7FA) simple cycle combustion turbines. This work will be conducted at Shady Hills Generating Station, which is located in Pasco County at 14240 Merchant Energy Way, Spring Hill, Florida. The Department issued a Written Notice of Intent to Issue Air Permit, Public Notice of Intent to Issue Air Permit, Technical Evaluation and Preliminary Determination and Draft Permit and Appendices on November 17, 2008. Subsequently, some changes were made and enclosed are the following documents which should replace the ones issued previously:

- Written Notice of Intent to Issue Air Permit;
- Public Notice of Intent to Issue Air Permit;
- Technical Evaluation and Preliminary Determination; and
- Draft Permit and Appendices.

The Public Notice of Intent to Issue Air Permit is the actual notice that you must have published in the legal advertisement section of a newspaper of general circulation in the area affected by this project. If you have any questions, please contact the Project Engineer, Syed Arif, at 850/921-9528.

Sincerely,

Trina Vielhauer, Chief  
Bureau of Air Regulation

Enclosures

TLV/sa/cgh

## WRITTEN NOTICE OF INTENT TO ISSUE AIR PERMIT

---

*In the Matter of an  
Application for Air Permit by:*

Shady Hills Power Company, LLC  
120 Long Ridge Road  
Stamford, Connecticut 06927

*Authorized Representative:*  
Mr. Roy S. Belden, Vice President

Air Permit No. PSD-FL-402  
Air Permit No. 1010373-007-AC  
Shady Hills Generating Station  
Site Expansion  
Pasco County, Florida

**Facility Location:** The applicant, Shady Hills Power Company, LLC operates the existing Shady Hills Generating Station which is located in Pasco County at 14240 Merchant Energy Way in Spring Hill, Florida.

**Project:** The purpose of the project is to construct two new General Electric 170 megawatt (MW) PG7241FA (GE 7FA) simple cycle combustion turbines, along with increasing the emergency generator capacity to 2.5 MW and installing a natural gas heater. Details of the project are provided in the application and the enclosed Technical Evaluation and Preliminary Determination.

**Permitting Authority:** Applications for air construction permits are subject to review in accordance with the provisions of Chapter 403, Florida Statutes (F.S.) and Chapters 62-4, 62-204, 62-210, 62-212, 62-296 and 62-297 of the Florida Administrative Code (F.A.C.) The proposed project is not exempt from air permitting requirements and an air permit is required to perform the proposed work. The Florida Department of Environmental Protection's Bureau of Air Regulation is the Permitting Authority responsible for making a permit determination for this project. The Bureau of Air Regulation's physical address is 111 South Magnolia Drive, Suite 4, Tallahassee, Florida and the mailing address is 2600 Blair Stone Road, MS #5505, Tallahassee, Florida 32399-2400. The Bureau of Air Regulation's phone number is 850/488-0114.

**Project File:** A complete project file is available for public inspection during the normal business hours of 8:00 a.m. to 5:00 p.m., Monday through Friday (except legal holidays), at address indicated above for the Permitting Authority. The complete project file includes the Draft Permit, the Technical Evaluation and Preliminary Determination, the application, and the information submitted by the applicant, exclusive of confidential records under Section 403.111, F.S. Interested persons may contact the Permitting Authority's project review engineer for additional information at the address and phone number listed above.

**Notice of Intent to Issue Air Permit:** The Permitting Authority gives notice of its intent to issue an air permit to the applicant for the project described above. The applicant has provided reasonable assurance that operation of the proposed equipment will not adversely impact air quality and that the project will comply with all applicable provisions of Chapters 62-4, 62-204, 62-210, 62-212, 62-296 and 62-297, F.A.C. The Permitting Authority will issue a Final Permit in accordance with the conditions of the proposed Draft Permit unless a timely petition for an administrative hearing is filed under Sections 120.569 and 120.57, F.S. or unless public comment received in accordance with this notice results in a different decision or a significant change of terms or conditions.

**Public Notice:** Pursuant to Section 403.815, F.S. and Rules 62-110.106 and 62-210.350, F.A.C., you (the applicant) are required to publish at your own expense the enclosed Public Notice of Intent to Issue Air Permit (Public Notice). The Public Notice shall be published one time only as soon as possible in the legal advertisement section of a newspaper of general circulation in the area affected by this project. The newspaper used must meet the requirements of Sections 50.011 and 50.031, F.S. in the county where the activity is to take place. If you are uncertain that a newspaper meets these requirements, please contact the Permitting Authority at the address or phone number listed above. Pursuant to Rule 62-110.106(5) and (9), F.A.C., the applicant shall provide proof of publication to the Permitting Authority at the above address within 7 days of publication.

## WRITTEN NOTICE OF INTENT TO ISSUE AIR PERMIT

---

Failure to publish the notice and provide proof of publication may result in the denial of the permit pursuant to Rule 62-110.106(11), F.A.C.

**Comments:** The Permitting Authority will accept written comments concerning the proposed Draft Permit and requests for a public meeting for a period of 30 days from the date of publication of the Public Notice. Written comments must be received by the Permitting Authority by close of business (5:00 p.m.) on or before the end of this 30-day period. In addition, if a public meeting is requested within the 30-day comment period and conducted by the Permitting Authority, any oral and written comments received during the public meeting will also be considered by the Permitting Authority. If timely received comments result in a significant change to the Draft Permit, the Permitting Authority shall revise the Draft Permit and require, if applicable, another Public Notice. All comments filed will be made available for public inspection.

**Petitions:** A person whose substantial interests are affected by the proposed permitting decision may petition for an administrative hearing in accordance with Sections 120.569 and 120.57, F.S. The petition must contain the information set forth below and must be filed with (received by) the Department's Agency Clerk in the Office of General Counsel of the Department of Environmental Protection, 3900 Commonwealth Boulevard, Mail Station #35, Tallahassee, Florida 32399-3000 (Telephone: 850/245-2241; Fax: 850/245-2303). Petitions filed by the applicant or any of the parties listed below must be filed within 14 days of receipt of this Written Notice of Intent to Issue Air Permit. Petitions filed by any persons other than those entitled to written notice under Section 120.60(3), F.S., must be filed within 14 days of publication of the attached Public Notice or within fourteen 14 days of receipt of this Written Notice of Intent to Issue Air Permit, whichever occurs first. Under Section 120.60(3), F.S., however, any person who asked the Permitting Authority for notice of agency action may file a petition within 14 days of receipt of that notice, regardless of the date of publication. A petitioner shall mail a copy of the petition to the applicant at the address indicated above, at the time of filing. The failure of any person to file a petition within the appropriate time period shall constitute a waiver of that person's right to request an administrative determination (hearing) under Sections 120.569 and 120.57, F.S., or to intervene in this proceeding and participate as a party to it. Any subsequent intervention (in a proceeding initiated by another party) will be only at the approval of the presiding officer upon the filing of a motion in compliance with Rule 28-106.205, F.A.C.

A petition that disputes the material facts on which the Permitting Authority's action is based must contain the following information: (a) The name and address of each agency affected and each agency's file or identification number, if known; (b) The name, address, and telephone number of the petitioner; the name, address and telephone number of the petitioner's representative, if any, which shall be the address for service purposes during the course of the proceeding; and an explanation of how the petitioner's substantial interests will be affected by the agency determination; (c) A statement of when and how each petitioner received notice of the agency action or proposed decision; (d) A statement of all disputed issues of material fact; (e) A concise statement of the ultimate facts alleged, including the specific facts the petitioner contends warrant reversal or modification of the agency's proposed action; (f) A statement of the specific rules or statutes the petitioner contends require reversal or modification of the agency's proposed action including an explanation of how the alleged facts relate to the specific rules or statutes; and, (g) A statement of the relief sought by the petitioner, stating precisely the action the petitioner wishes the agency to take with respect to the agency's proposed action. A petition that does not dispute the material facts upon which the Permitting Authority's action is based shall state that no such facts are in dispute and otherwise shall contain the same information as set forth above, as required by Rule 28-106.301, F.A.C.

Because the administrative hearing process is designed to formulate final agency action, the filing of a petition means that the Permitting Authority's final action may be different from the position taken by it in this Written Notice of Intent to Issue Air Permit. Persons whose substantial interests will be affected by any such final decision of the Permitting Authority on the application have the right to petition to become a party to the proceeding, in accordance with the requirements set forth above.

**WRITTEN NOTICE OF INTENT TO ISSUE AIR PERMIT**

---

**Mediation:** Mediation is not available in this proceeding.

Executed in Tallahassee, Florida.



Trina Vielhauer, Chief  
Bureau of Air Regulation


**CERTIFICATE OF SERVICE**

The undersigned duly designated deputy agency clerk hereby certifies that this Notice of Intent to Issue Air Permit package (including the Written Notice of Intent to Issue Air Permit, the Public Notice of Intent to Issue Air Permit, the Technical Evaluation and Preliminary Determination, and the Draft Permit) was sent by electronic mail (or a link to these documents made available electronically on a publicly accessible server) with received receipt requested before the close of business on 12/1/08 to the persons listed below.

- Roy S. Belden, Shady Hills Power Company, LLC ([Roy.Belden@GE.com](mailto:Roy.Belden@GE.com))
- Scott Osbourn, Golder Associates, Inc. ([SOsbourn@golder.com](mailto:SOsbourn@golder.com))
- Cindy Zhang-Torres, DEP-SWD ([Cindy.Zhang-Torres@dep.state.fl.us](mailto:Cindy.Zhang-Torres@dep.state.fl.us))
- Kathleen Forney, EPA Region 4 ([forney.kathleen@epa.gov](mailto:forney.kathleen@epa.gov))
- Catherine Collins, Fish and Wildlife Service ([catherine\\_collins@fws.gov](mailto:catherine_collins@fws.gov))
- Meredith Bond, Fish and Wildlife Service ([meredith\\_bond@fws.gov](mailto:meredith_bond@fws.gov))
- Vickie Gibson, DEP-BAR ([victoria.gibson@dep.state.fl.us](mailto:victoria.gibson@dep.state.fl.us)) (for read file)

Clerk Stamp

**FILING AND ACKNOWLEDGMENT FILED**, on this date, pursuant to Section 120.52(7), Florida Statutes, with the designated agency clerk, receipt of which is hereby acknowledged.

  
\_\_\_\_\_  
(Clerk)

12/1/08  
(Date)

## PUBLIC NOTICE OF INTENT TO ISSUE AIR PERMIT

Florida Department of Environmental Protection  
Division of Air Resource Management, Bureau of Air Regulation  
Draft Air Permit No. PSD-FL-402 / Project No. 1010373-007-AC  
Shady Hills Power Company, LLC, Shady Hills Generating Station  
Pasco County, Florida

**Applicant:** The applicant for this project is Shady Hills Power Company, LLC. The applicant's authorized representative and mailing address is: Mr. Roy S. Beldon, 120 Long Ridge Road, Stamford, Connecticut 06927.

**Facility Location:** The Shady Hills Power Company, LLC operates an existing electrical generating power plant in Pasco County located at 14240 Merchant Energy Way in Spring Hill, Florida.

**Project:** This project is for the construction of two General Electric 170 megawatt (MW) PG7241FA (GE 7FA) simple cycle combustion turbines (Units 005 and 006), along with increasing the emergency generator capacity to 2.5 MW and installing a natural gas heater. Natural gas will be the primary fuel, and maximum ultra-low sulfur (0.0015 percent sulfur by weight) fuel oil will be the backup fuel.

Based on the air permit application, the project will result in potential emissions of: 343 tons per year of nitrogen oxides (NO<sub>x</sub>); 70.23 tons per year of carbon monoxide (CO); 35 tons per year of particulate matter/particulate matter with a mean diameter of 10 microns or less (PM/PM<sub>10</sub>); 5.42 tons per year of sulfuric acid mist (SAM); 31.8 tons per year of sulfur dioxide (SO<sub>2</sub>); and 14.41 tons per year of volatile organic compounds (VOC). As defined in Rule 62-210.200 of the Florida Administrative Code (F.A.C.), the project results in significant net emissions increases for NO<sub>x</sub>, PM and PM<sub>10</sub>. Therefore, the project is subject to preconstruction review for the Prevention of Significant Deterioration (PSD) of Air Quality for these pollutants in accordance with Rule 62-212.400, F.A.C.

For each PSD-significant pollutant, the Department is required to determine the Best Available Control Technology (BACT) and approve the applicant's Air Quality Analysis regarding ambient impacts due to the project.

Units 005 and 006 will be intermittent duty combustion turbines (typically known as peaking units) and will fire natural gas as the primary fuel and No. 2 ultra-low sulfur fuel oil as back-up fuel. Units 005 and 006 will be permitted to operate an average of no more than 3,390 hours per year. The two combustion turbines combined can operate up to 1,000 hours on fuel oil per calendar year. Neither unit may operate more than 5,000 hours per year. The Department has determined that BACT for NO<sub>x</sub> is 9.0 parts per million by volume, dry corrected to 15 percent oxygen (ppmvd @15% O<sub>2</sub>). The limit will be achieved by use of inherently clean natural gas and use of dry low-NO<sub>x</sub> combustors.

A limit of 42 ppmvd NO<sub>x</sub> @15% O<sub>2</sub> will apply while firing back-up fuel oil and will be achieved by water injection into the combustors for flame temperature control. Emissions of CO, PM/PM<sub>10</sub>, SAM, SO<sub>2</sub>, VOC and visible emissions (opacity) will be minimized by the efficient, high-temperature combustion of clean fuels.

The Department reviewed an air quality analysis prepared by the applicant. The project has no predicted significant impact for any pollutants either in the PSD Class II area in the vicinity of the project or in the nearest PSD Class I area, the Chassahowitzka National Wilderness Area. Therefore, multi-source (PSD Increment) modeling was not required. Based on the analysis, emissions from the project will not significantly contribute to, or cause a violation of, any state or federal ambient air quality standards.

**Permitting Authority:** Applications for air construction permits are subject to review in accordance with the provisions of Chapter 403, Florida Statutes (F.S.) and Chapters 62-4, 62-204, 62-210, 62-212, 62-296 and 62-297 of the Florida Administrative Code (F.A.C). The proposed project is not exempt from air permitting requirements and an air permit is required to perform the proposed work. The Florida Department of Environmental Protection's Bureau of Air Regulation is the Permitting Authority responsible for making a permit determination for this project. The Bureau of Air Regulation's physical address is 111 South Magnolia Drive, Suite 4, Tallahassee, Florida and the mailing address is 2600 Blair Stone Road, MS #5505, Tallahassee, Florida 32399-2400. The Bureau of Air Regulation's phone number is 850/488-0114.

(Public Notice to be Published in the Newspaper)

## PUBLIC NOTICE OF INTENT TO ISSUE AIR PERMIT

**Project File:** A complete project file is available for public inspection during the normal business hours of 8:00 a.m. to 5:00 p.m., Monday through Friday (except legal holidays), at address indicated above for the Permitting Authority. The complete project file includes the Draft Permit, the Technical Evaluation and Preliminary Determination, the application, and the information submitted by the applicant, exclusive of confidential records under Section 403.111, F.S. Interested persons may contact the Permitting Authority's project review engineer for additional information at the address and phone number listed above. In addition, electronic copies of these documents are available on the following web site: <http://www.dep.state.fl.us/air/eproducts/apds/default.asp>.

**Notice of Intent to Issue Air Permit:** The Permitting Authority gives notice of its intent to issue an air permit to the applicant for the project described above. The applicant has provided reasonable assurance that operation of the proposed equipment will not adversely impact air quality and that the project will comply with all applicable provisions of Chapters 62-4, 62-204, 62-210, 62-212, 62-296 and 62-297, F.A.C. The Permitting Authority will issue a Final Permit in accordance with the conditions of the proposed Draft Permit unless a timely petition for an administrative hearing is filed under Sections 120.569 and 120.57, F.S. or unless public comment received in accordance with this notice results in a different decision or a significant change of terms or conditions.

**Comments:** The Permitting Authority will accept written comments concerning the proposed Draft Permit and requests for a public meeting for a period of 30 days from the date of publication of the Public Notice. Written comments must be received by the Permitting Authority by close of business (5:00 p.m.) on or before the end of this 30-day period. In addition, if a public meeting is requested within the 30-day comment period and conducted by the Permitting Authority, any oral and written comments received during the public meeting will also be considered by the Permitting Authority. If timely received comments result in a significant change to the Draft Permit, the Permitting Authority shall revise the Draft Permit and require, if applicable, another Public Notice. All comments filed will be made available for public inspection.

**Petitions:** A person whose substantial interests are affected by the proposed permitting decision may petition for an administrative hearing in accordance with Sections 120.569 and 120.57, F.S. The petition must contain the information set forth below and must be filed with (received by) the Department's Agency Clerk in the Office of General Counsel of the Department of Environmental Protection, 3900 Commonwealth Boulevard, Mail Station #35, Tallahassee, Florida 32399-3000 (Telephone: 850/245-2241; Fax: 850/245-2303). Petitions filed by any persons other than those entitled to written notice under Section 120.60(3), F.S., must be filed within 14 days of publication of this Public Notice or receipt of a written notice, whichever occurs first. Under Section 120.60(3), F.S., however, any person who asked the Permitting Authority for notice of agency action may file a petition within 14 days of receipt of that notice, regardless of the date of publication. A petitioner shall mail a copy of the petition to the applicant at the address indicated above, at the time of filing. The failure of any person to file a petition within the appropriate time period shall constitute a waiver of that person's right to request an administrative determination (hearing) under Sections 120.569 and 120.57, F.S., or to intervene in this proceeding and participate as a party to it. Any subsequent intervention (in a proceeding initiated by another party) will be only at the approval of the presiding officer upon the filing of a motion in compliance with Rule 28-106.205, F.A.C.

A petition that disputes the material facts on which the Permitting Authority's action is based must contain the following information: (a) The name and address of each agency affected and each agency's file or identification number, if known; (b) The name, address, and telephone number of the petitioner; the name, address and telephone number of the petitioner's representative, if any, which shall be the address for service purposes during the course of the proceeding; and an explanation of how the petitioner's substantial interests will be affected by the agency determination; (c) A statement of when and how each petitioner received notice of the agency action or proposed decision; (d) A statement of all disputed issues of material fact; (e) A concise statement of the ultimate facts alleged, including the specific facts the petitioner contends warrant reversal or modification of the agency's proposed action; (f) A statement of the specific rules or statutes the petitioner contends require reversal or modification of the agency's proposed action including an explanation of how the alleged facts relate to the specific rules or statutes; and, (g) A statement of the relief sought by the petitioner, stating precisely the action the petitioner wishes the agency to take with respect to the agency's proposed action. A petition that does not dispute the material facts upon which the Permitting Authority's action is based shall

**(Public Notice to be Published in the Newspaper)**



## **PUBLIC NOTICE OF INTENT TO ISSUE AIR PERMIT**

state that no such facts are in dispute and otherwise shall contain the same information as set forth above, as required by Rule 28-106.301, F.A.C.

Because the administrative hearing process is designed to formulate final agency action, the filing of a petition means that the Permitting Authority's final action may be different from the position taken by it in this Public Notice of Intent to Issue Air Permit. Persons whose substantial interests will be affected by any such final decision of the Permitting Authority on the application have the right to petition to become a party to the proceeding, in accordance with the requirements set forth above.

**Mediation:** Mediation is not available in this proceeding.



**TECHNICAL EVALUATION  
&  
PRELIMINARY DETERMINATION**

**APPLICANT**

Shady Hills Power Company, LLC  
120 Long Ridge Road  
Stamford, CT 06927

Shady Hills Generating Station  
ARMS Facility ID No. 1010373

**PROJECT**

Air Permit No. PSD-FL-402  
Project No. 1010373-007-AC

Site Expansion

**COUNTY**

Pasco County, Florida

**PERMITTING AUTHORITY**

Florida Department of Environmental Protection  
Division of Air Resource Management  
Bureau of Air Regulation  
New Source Review Section  
2600 Blair Stone Road, MS#5505  
Tallahassee, Florida 32399-2400

December 1, 2008

# TECHNICAL EVALUATION AND PRELIMINARY DETERMINATION

## 1. GENERAL PROJECT INFORMATION

### Facility Description and Location

The facility is an electrical generating power plant with a Standard Industrial Classification (SIC) Code of 4911. The facility is located in Pasco County at 14240 Merchant Energy Way, Spring Hill, Florida. The UTM coordinates are Zone 17, 347.0 km East and 3139.0 km North.

This facility consists of three, dual-fuel, nominal 170 megawatt (MW) General Electric (GE) Frame 7FA combustion turbine (CT) electrical generators (Model PG7241FA), three exhaust stacks that are 18 feet in diameter and 75 feet tall and one 2.8-million gallon distillate fuel oil storage tank. The combustion turbine units can operate in simple-cycle mode and intermittent duty mode. The units are equipped with Dry Low-nitrogen oxides (NO<sub>x</sub>) combustors and water injection capability. The three combustion turbines are regulated under Phase II of the Federal Acid Rain Program. This facility is operated during peak hours of electrical use.

### Facility Regulatory Categories

The facility is regulated according to the following categories.

Title III: The existing facility is not a major source of hazardous air pollutants (HAP).

Title IV: The existing facility operates units subject to the acid rain provisions of the Clean Air Act.

Title V: The existing facility is a Title V major source of air pollution in accordance with Chapter 213, Florida Administrative Code (F.A.C.)

PSD: The existing facility is a major stationary source in accordance with Rule 62-212.400, F.A.C for the Prevention of Significant Deterioration (PSD) of Air Quality and Rule 62-210.200(Definitions), F.A.C. This facility has the potential to emit 250 tons per year or more of a PSD pollutant.

### Project Description

Shady Hills Power Company, LLC submitted an application for an air construction permit subject to the preconstruction review requirements of Rule 62-212.400, F.A.C. The application requests the authorization to construct two new GE simple-cycle 7FA combustion turbines (Model PG7241FA). The 170 MW combustion turbines (CT) will be equipped with evaporative cooling. Natural gas will be the primary fuel, and maximum ultra-low sulfur fuel oil (ULSFO) will be used as backup fuel. The applicant requested an average operation of 3,390 hours per year per turbine with no single unit operating more than 5,000 hours per year, and ULSFO firing limited to 1000 hours per year per turbine. This request was later revised to limit back up fuel firing to an average of 750 hours per year per CT. NO<sub>x</sub> emissions will be reduced with dry low-NO<sub>x</sub> (DLN) combustion technology while firing natural gas and water injection when firing distillate oil. This project will require an additional gas heater with an estimated heat input of 10 million British thermal unit per hour (MMBtu/hr) or less. To accommodate the new combustion turbines, the emergency diesel generator capacity will be increased to 2.5 MW.

This project will comprise the construction and installation of the following new regulated Air Resource Management System (ARMS) emission units:

ID No.	Description
005	General Electric Model 7FA simple cycle combustion turbine
006	General Electric Model 7FA simple cycle combustion turbine
007	2.5 MW Emergency Generator

This project will also authorize the construction of the following emission units which will be exempt from construction permitting requirements. These emission units will be included in the Title V Operating Permit:

## TECHNICAL EVALUATION AND PRELIMINARY DETERMINATION

ID No.	Description
008	Natural gas heater

The basis for exemption from construction permitting requirements is as follows:

1. Natural gas heater (EU 008)

The natural gas heater is categorically exempt in accordance with Rule 62-210.300(3)(a)33, F.A.C.

### Processing Schedule

- May 13, 2008: Department received the application for an air pollution construction permit.  
June 12, 2008: Department requested additional information.  
July 22, 2008: Department received additional information.  
August 21, 2008: Department requested additional information.  
August 22, 2008: Department received additional information, application deemed complete.  
November 17, 2008: Department issued draft permit and technical evaluation.  
December 1, 2008: Department reissued draft permit and technical evaluation with minor changes.

## 2. APPLICABLE REGULATIONS

### State Regulations

This project is subject to the applicable environmental laws specified in Section 403 of the Florida Statutes (F.S.). The Florida Statutes authorize the Department of Environmental Protection to establish rules and regulations regarding air quality as part of the Florida Administrative Code (F.A.C.). This project is subject to the applicable rules and regulations defined in the following Chapters of the F.A.C.: 62-4 (Permitting Requirements); 62-204 (Ambient Air Quality Requirements, PSD Increments, and Federal Regulations Adopted by Reference); 62-210 (Permits Required, Public Notice, Reports, Stack Height Policy, Circumvention, Excess Emissions, and Forms); 62-212 (Preconstruction Review, PSD Review and Best Available Control Technology (BACT), and Non-attainment Area Review and Lowest Achievable Emissions Rate (LAER)); 62-213 (Title V Air Operation Permits for Major Sources of Air Pollution); 62-296 (Emission Limiting Standards); and 62-297 (Test Methods and Procedures, Continuous Monitoring Specifications, and Alternate Sampling Procedures). PSD applicability and the preconstruction review requirements of Rule 62-212.400, F.A.C. are discussed in Section 3 of this report. Additional details of the other state regulations are provided in Section 4 of this report.

### Federal Regulations

The Environmental Protection Agency (EPA) establishes air quality regulations in Title 40 of the Code of Federal Regulations (CFR). Part 60 identifies New Source Performance Standards (NSPS) for a variety of industrial activities. Part 61 specifies National Emissions Standards for Hazardous Air Pollutant (NESHAP) based on specific pollutants. Part 63 specifies NESHAP provisions based on the Maximum Achievable Control Technology (MACT) for given source categories. Federal regulations are adopted in Rule 62-204.800, F.A.C. Additional details of the applicable federal regulations are provided in Section 4 of this report.

## 3. PSD APPLICABILITY REVIEW

### General PSD Applicability

The Department regulates major stationary sources in accordance with Florida's PSD program pursuant to Rule 62-212.400, F.A.C. PSD preconstruction review is required in areas that are currently in attainment with the state and federal Ambient Air Quality Standards (AAQS) or areas designated as "unclassifiable" for these

## TECHNICAL EVALUATION AND PRELIMINARY DETERMINATION

regulated pollutants. As defined in Rule 62-210.200, F.A.C., a facility is considered a “major stationary source” if it emits or has the potential to emit 5 tons per year of lead, 250 tons per year or more of any PSD pollutant, or 100 tons per year or more of any PSD pollutant and the facility belongs to one of the 28 listed PSD major facility categories. PSD pollutants include: carbon monoxide (CO); nitrogen oxides (NO<sub>x</sub>); sulfur dioxide (SO<sub>2</sub>); particulate matter (PM); particulate matter with a mean particle diameter of 10 microns or less (PM<sub>10</sub>); volatile organic compounds (VOC); lead (Pb); Fluorides (Fl); sulfuric acid mist (SAM); hydrogen sulfide (H<sub>2</sub>S); total reduced sulfur (TRS), including H<sub>2</sub>S; reduced sulfur compounds, including H<sub>2</sub>S; municipal waste combustor organics measured as total tetra- through octa-chlorinated dibenzo-p-dioxins and dibenzofurans; municipal waste combustor metals measured as particulate matter; municipal waste combustor acid gases measured as SO<sub>2</sub> and hydrogen chloride (HCl); municipal solid waste landfills emissions measured as nonmethane organic compounds (NMOC); and mercury (Hg).

For major stationary sources, PSD applicability is based on emissions thresholds known as the “significant emission rates (SER)” as defined in Rule 62-210.200, F.A.C. Emissions of PSD pollutants from the project exceeding these rates are considered “significant” and BACT must be employed to minimize emissions of each PSD pollutant. Although a facility may be “major” for only one PSD pollutant, a project must include BACT controls for any PSD pollutant that exceeds the corresponding significant emission rate. Rule 62-210.200, F.A.C. defines “BACT” as:

- (a) *An emission limitation, including a visible emissions standard, based on the maximum degree of reduction of each pollutant emitted which the Department, on a case by case basis, taking into account:*
  1. *Energy, environmental and economic impacts, and other costs,*
  2. *All scientific, engineering, and technical material and other information available to the Department; and*
  3. *The emission limiting standards or BACT determinations of Florida and any other state; determines is achievable through application of production processes and available methods, systems and techniques (including fuel cleaning or treatment or innovative fuel combustion techniques) for control of each such pollutant.*
- (b) *If the Department determines that technological or economic limitations on the application of measurement methodology to a particular part of an emissions unit or facility would make the imposition of an emission standard infeasible, a design, equipment, work practice, operational standard or combination thereof, may be prescribed instead to satisfy the requirement for the application of BACT. Such standard shall, to the degree possible, set forth the emissions reductions achievable by implementation of such design, equipment, work practice or operation.*
- (c) *Each BACT determination shall include applicable test methods or shall provide for determining compliance with the standard(s) by means which achieve equivalent results.*
- (d) *In no event shall application of best available control technology result in emissions of any pollutant which would exceed the emissions allowed by any applicable standard under 40 CFR Parts 60, 61, and 63.*

In addition, applicants must provide an Air Quality Analysis that evaluates the predicted air quality impacts resulting from the project for each PSD pollutant.

### **PSD Applicability for the Project**

The project is located in Pasco County, which is in an area that is currently in attainment with the state and federal AAQS or otherwise designated as unclassifiable. The facility emits or has the potential to emit 250 tons per year or more of at least one PSD pollutant. Therefore, the facility is a major stationary source and the project is subject to a PSD applicability review. The following table identifies the estimated emissions increases based on the application.

Summary of the Applicant’s PSD Applicability:

## TECHNICAL EVALUATION AND PRELIMINARY DETERMINATION

Pollutant	Net Emissions Increase	PSD Significant Emissions Rate	Subject to PSD Review?
CO	93 tons/year	100 tons/year	NO
NO <sub>x</sub>	343 tons/year	40 tons/year	YES
PM	35 tons/year	25 tons/year	YES
PM <sub>10</sub>	35 tons/year	15 tons/year	YES
SO <sub>2</sub>	32 tons/year	40 tons/year	NO
VOC	15 tons/year	40 tons/year	NO
Lead	0.02 tons/year	0.6 tons/year	NO

As shown in the table, the project is subject to PSD preconstruction review for emissions of: PM, PM<sub>10</sub> and NO<sub>x</sub>.

#### 4. DEPARTMENT'S PROJECT REVIEW

##### Applicable State Regulations

For this project, the following new state regulations are applicable:

- Rule 62-212.400 (PSD), F.A.C., which regulates Emissions Unit Nos. 005, 006, 007, 008; and
- Rule 62-210.200, F.A.C. (BACT), which regulates Emissions Unit Nos. 005 and 006:

##### Applicable Federal Regulations

For this project, the following new NSPS or NESHAP provisions are applicable:

- NSPS Subpart KKKK (Stationary Combustion Turbines), which regulates Emissions Unit Nos. 005 and 006;
- NSPS Subpart IIII (Stationary Compression Ignition Internal Combustion Engines), which regulates Emissions Unit No. 007;
- NESHAP Subpart YYYY (Stationary Combustion Turbines), which regulates Emissions Unit Nos. 005 and 006;
- Title 40 Part 72 (Acid Rain – Permit Regulations), which regulates Emissions Units Nos. 005 and 006;
- Title 40 Part 73 (Acid Rain – Sulfur Dioxide Allowance System), which regulates Emissions Units Nos. 005 and 006;
- Title 40 Part 75 (Acid Rain – Continuous Emissions Monitoring), which regulates Emissions Units Nos. 005 and 006;
- Title 40 Part 76 (Acid Rain – Nitrogen Oxides Emissions Reduction Program), which regulates Emissions Units Nos. 005 and 006; and
- Title 40 Part 77 (Acid Rain – Excess Emissions), which regulates Emissions Units Nos. 005 and 006.

#### 5. BACT REVIEW FOR COMBUSTION TURBINES

##### NO<sub>x</sub> Emissions

##### Discussion

Nitrogen oxides form in the combustion turbine process as a result of the dissociation of molecular nitrogen and oxygen to their atomic forms and subsequent recombination into seven different oxides of nitrogen.

## TECHNICAL EVALUATION AND PRELIMINARY DETERMINATION

---

Uncontrolled emissions range from about 100 to over 600 parts per million by volume, dry, corrected to 15 percent oxygen (ppmvd @15% O<sub>2</sub>). The Department estimates uncontrolled emissions at approximately 200 ppmvd @15% O<sub>2</sub> for a GE 7FA combustion turbine.<sup>i</sup>

Thermal NO<sub>x</sub> forms in the high temperature area of the combustor. Thermal NO<sub>x</sub> increases exponentially with increases in flame temperature and linearly with increases in residence time. Flame temperature is dependent upon the ratio of fuel burned in a flame to the amount of fuel that consumes all of the available oxygen, also known as the equivalence ratio. By maintaining a low fuel ratio (lean combustion), the flame temperature will be lower, thus reducing the potential for NO<sub>x</sub> formation. In most combustor designs, the high temperature combustion gases are cooled to an acceptable temperature with dilution air prior to entering the turbine (expansion) section. The sooner this cooling occurs, the lower the thermal NO<sub>x</sub> formation.

Prompt NO<sub>x</sub> is formed in the proximity of the flame front as intermediate combustion products. The contribution of prompt to overall NO<sub>x</sub> is relatively small in near-stoichiometric combustors and increases for leaner fuel mixtures. This provides a practical limit for NO<sub>x</sub> control by lean combustion.

Fuel NO<sub>x</sub> is formed when fuels containing bound nitrogen are burned. This phenomenon is not of great concern when combusting natural gas.

For the purpose of further discussion, concentrations expressed in terms of ppmvd presume correction to 15% O<sub>2</sub> unless otherwise noted.

### Available NO<sub>x</sub> Controls

Water Injection. Fuel and air are mixed within traditional combustors and the combustion actually occurs on the boundaries of the flame. This is termed “diffusion flame” combustion. Injection of either water or steam directly into the combustor lowers the flame temperature and thereby reduces thermal NO<sub>x</sub> formation. There is a physical limit to the amount of water or steam that may be injected before flame instability or cold spots in the combustion zone would cause adverse operating conditions for the combustion turbine. Carbon monoxide (CO) and hydrocarbon (HC) emissions are relatively low for most gas turbines. However steam and (more so) water injection may increase emissions of both of these pollutants.

Advanced dual fuel combustor designs can tolerate large amounts of steam or water without causing flame instability and can achieve NO<sub>x</sub> emissions in the range of 30 to 42 ppmvd when employing wet injection for backup fuel oil firing. Wet injection results in control efficiencies on the order of 80 to 90% for oil firing. These values often form the basis, particularly in combined cycle turbines, for further reduction to BACT limits by other techniques as discussed below. During dry low-NO<sub>x</sub> combustion while gas firing, wet injection is not employed.

Dry Low NO<sub>x</sub>/CO (DLN) Combustion. The excess air in lean combustion cools the flame and reduces the rate of thermal NO<sub>x</sub> formation. Lean premixing of fuel and air prior to combustion can further reduce NO<sub>x</sub> emissions. This is accomplished by minimizing localized fuel-rich pockets (and high temperatures) that can occur when trying to achieve lean mixing within the combustion zones. This principle is incorporated into the General Electric DLN-2.6 can-annular combustor shown in the following figure.

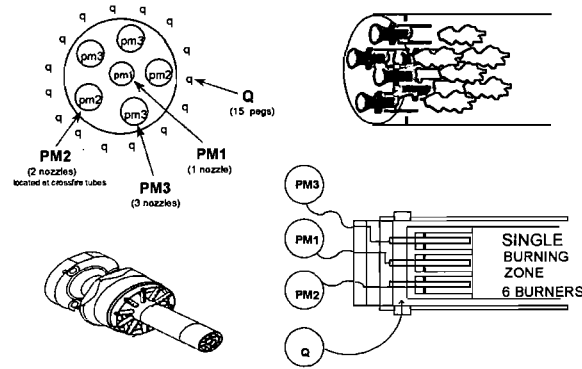


Figure 1. DLN-2.6 Fuel Nozzle Arrangement

Each combustor includes six nozzles within which fuel and air have been fully pre-mixed. There are 16 small fuel passages around the circumference of each combustor can known as quaternary fuel pegs. The six nozzles are sequentially ignited as load increases in a manner that maintains lean pre-mixed combustion and flame stability.

NO<sub>x</sub>, CO, and VOC emission characteristics of the DLN-2.6 combustor while firing natural gas are given in Figure 2 below for a unit tuned to meet a limit of 9 ppmvd. The values for CO are “uncorrected” for O<sub>2</sub>. Values for VOC are uncorrected, “wet basis”, and do not include methane and ethane because they are not defined as VOC.

The combustor design is such that NO<sub>x</sub> concentrations equal 9 ppmvd at loads between 50 and 100 percent of capacity, but concentrations as high as 100 ppmvd may occur at less than 50 percent of capacity. This suggests the need to minimize operation at low load conditions.

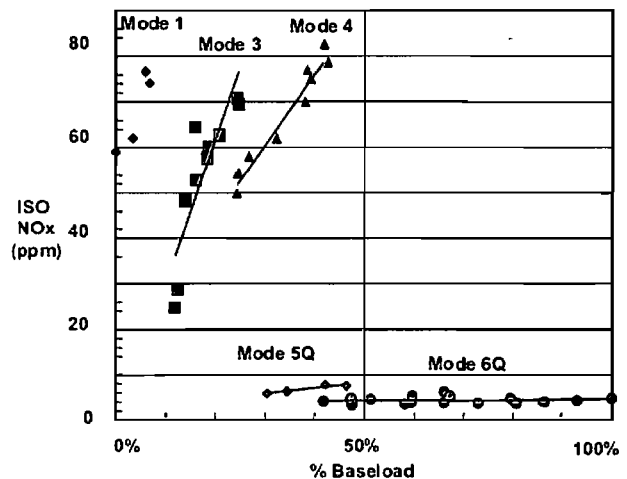
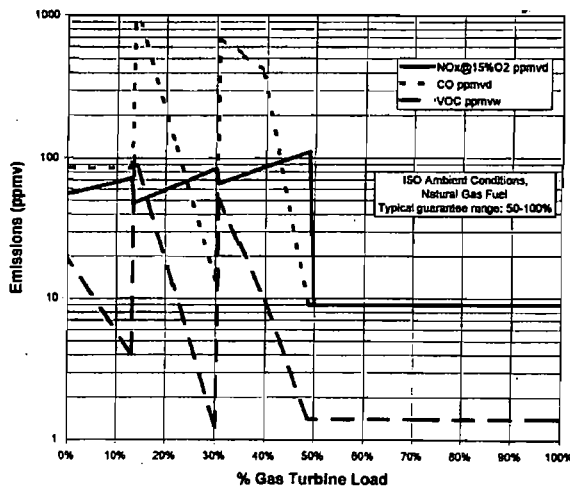


Figure 2. Design Emission Characteristics for DLN-2.6. Figure 3. NO<sub>x</sub> Performance of DLN-2.6

Figure 3 is from a GE publication and is a plot of NO<sub>x</sub> data from actual installations or possibly a test facility. Actual NO<sub>x</sub> emissions are less than the design values. The Department has reviewed numerous reports and low load operation data from GE 7FA CTs in Florida and can confirm the accuracy of the graph on the right. Also, actual emissions of CO and VOC have proven to be much less than suggested by the diagram.

Table 1 summarizes the results of the new and clean tests conducted on a dual-fuel GE 7FA CT with DLN 2.6 combustors operating in simple cycle mode and burning natural gas at the existing Tampa Electric Polk Power



## TECHNICAL EVALUATION AND PRELIMINARY DETERMINATION

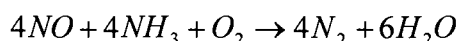
Station.<sup>ii</sup> The test results confirm that NO<sub>x</sub>, CO, and VOC emissions are less than the design characteristics published by GE and given on the left hand side of the figure 2 above.

**Table 1. Actual Performance of DLN-2.6 Combustors at Tampa Electric Polk Power Station.**

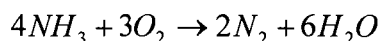
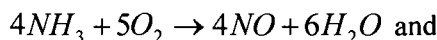
Percent of Full Load	NO <sub>x</sub> (ppmvd @15% O <sub>2</sub> )	CO (ppmvd)	VOC (ppmvd)
50	5.3	1.6	0.5
70	6.3	0.5	0.4
85	6.2	0.4	0.2
100	7.6	0.3	0.1

Numerous simple cycle GE 7FA units with DLN technology for NO<sub>x</sub> control have been installed in Florida and throughout the United States with guarantees of 9 ppmvd. This represents a reduction of approximately 95 percent compared with uncontrolled emissions if assumed to equal 200 ppmvd.

**Selective Catalytic Reduction (SCR).** Selective catalytic reduction (SCR) is an add-on NO<sub>x</sub> control technology that is employed in the exhaust stream following the gas turbine. SCR reduces NO<sub>x</sub> emissions by injecting ammonia into the flue gas in the presence of a catalyst. Ammonia reacts with NO<sub>x</sub> in the presence of a catalyst and excess oxygen yielding molecular nitrogen and water according to the following simplified reaction:



The catalysts used in combined cycle, low temperature applications (conventional SCR), are usually vanadium (V) and titanium oxide (TiO<sub>2</sub>) formulations and account for most installations. At high temperatures, V can contribute to ammonia oxidation forming more NO<sub>x</sub> or forming nitrogen (N<sub>2</sub>) without reducing NO<sub>x</sub> according to:



For high temperature applications (hot SCR up to approximately 1100 °F), such as large frame simple cycle turbines, special formulations or strategies are required. SCR technology has progressed considerably over the last decade with Zeolite catalyst now being used for high temperature applications. SCR units are typically used in combination with wet injection or DLN combustion controls.

In the past, sulfur was found to poison the catalyst material. Sulfur-resistant catalyst materials are now available as evidenced by both hot and conventional installations at coal-fired plants. Such improvements have proven effective in resisting sulfur-induced performance degradation with fuel oil in Europe and Japan, where conventional SCR (low temperature) catalyst life in excess of 4 to 6 years has been achieved, while 8 to 10 years catalyst life has been reported with natural gas.

There are several examples of combined cycle SCR systems operating in Florida including:

- Kissimmee Utilities Authority Unit 3. 3.5 ppmvd NO<sub>x</sub> on gas, 12 ppmvd on fuel oil.
- Progress Energy Hines Block 2. 3.5 ppmvd on gas and 12 ppmvd on fuel oil.
- JEA Brandy Branch. 3.5 ppmvd on gas and 12 ppmvd on fuel oil.
- TEC Bayside – seven combustion turbines. 3.5 ppmvd on gas.
- FP&L Manatee Unit 3. 2.5 ppmvd on gas and 10 ppmvd on fuel oil
- FP&L Martin Unit 8. 2.5 ppmvd on gas and 10 ppmvd on fuel oil.

## TECHNICAL EVALUATION AND PRELIMINARY DETERMINATION

---

More recently, DEP issued permits for the Treasure Coast Energy Center Unit 1 and FP&L Turkey Point Unit 5 with NO<sub>x</sub> limits of 2.0 ppmvd on gas and 8.0 ppmvd on fuel oil. The Department also required hot SCR on two recently constructed GE LM6000 simple cycle units at the City of Tallahassee's Hopkins facility.

SCR is a commercially available, demonstrated control technology currently employed on numerous combustion turbine projects permitted with very low NO<sub>x</sub> emissions.

### Applicant's Proposal

The applicant eliminated several NO<sub>x</sub> control strategies (including XONON™, Non-Selective Catalytic Reduction, NO<sub>x</sub>Out, Thermal DeNO<sub>x</sub>, and SCONOX™), based on either present technical infeasibility or unavailability for the size of CT under review. Therefore, the submitted BACT analysis was limited to DLN combustors for natural gas firing, wet injection for oil firing, and SCR as an add-on control.

The applicant estimated the installed capital cost of a hot SCR system at \$9,782,361 and the total annualized cost to be \$1,381,547 per year to further reduce emissions from 9/42 ppmvd (gas/oil) to 3.0/16.8 ppmvd (gas/oil). This yields an overall reduction in NO<sub>x</sub> emissions of 98 tons per year per unit with an operating factor of 5,000 hours per year on gas only. The cost effectiveness for an SCR system was estimated to be \$14,050 per ton of NO<sub>x</sub> removed. The applicant concluded that the use of hot SCR for the simple cycle combustion turbines is not cost effective.

The applicant proposed BACT limits of 9.0 ppmvd while firing natural gas and 42.0 ppmvd while firing fuel oil, based on the use of Dry Low NO<sub>x</sub> combustors and water injection for natural gas and fuel oil firing respectively.

### Department's Review

#### SCR Considerations:

California has one of the most stringent New Source Review programs in the country. The current BACT level for NO<sub>x</sub> emissions from natural gas-fired electrical generation turbines is  $\leq 2.0$  and  $\leq 3.0$  ppmvd for cogeneration/combined-cycle and simple-cycle power plants, respectively.<sup>iii</sup>

The definition of BACT in California is closer to the Lowest Achievable Emissions Rate (LAER) definition that applies in most states under Non-attainment New Source Review. Nevertheless, LAER (in this case California BACT) is typically considered to be the "top" control in BACT reviews.

The Department considers 3 ppmvd NO<sub>x</sub> as the "top" control and it is achievable by SCR. A permit recently issued to the City of Tallahassee for two simple cycle units includes BACT limits of 5 ppmvd achievable by SCR for NO<sub>x</sub>.

The previously mentioned Tallahassee Hopkins project allows more frequent operation (up to 5,840 hours per CT per year) than the proposed units (3,390 hours), a large portion of which may be oil firing. Also, the pre-control emissions are greater for the natural gas firing case (25 ppmvd) compared with the present case. As a result, the cost per ton of reducing emissions from 25 to 5 ppmvd for the Tallahassee units is less compared with emission reductions from 9 to 3.0 ppmvd for the present project.

The Department does not necessarily accept or reject the applicants cost estimates but agrees that SCR is not cost-effective for the simple cycle combustion turbines given that they will be operating only 3,390 hours per CT per year.

#### Fuel Oil Considerations

It is recognized that some allowance can and should be made for limited back-up fuel oil firing to account for interruptions in the natural gas supply or sudden and unexpected price spikes. For reference, the facility is already permitted to use fuel oil up to 1,000 hours for the three previously constructed CTs. The large back-up fuel oil allowance was made prior to the significant expansion of the gas delivery system in Florida. The subsequent gas network expansions included several construction phases by the Florida Gas Transmission Company (FGT), construction of the Gulfstream Pipeline, and expansion of the liquefied natural gas (LNG)

## TECHNICAL EVALUATION AND PRELIMINARY DETERMINATION

terminal at Elba Island, Georgia.

Historically, fuel oil usage at the Shady Hills site has been very low. The Department's review of the past four highest years of distillate oil usage indicate an average combined usage of 146 hours per year per turbine, with the highest single year usage of 280 hours in 2002 on Unit 3. Overall, the historical use of fuel oil (even before completion of the gas expansion projects and during several hurricane seasons) at the existing units does not support the adequacy of a 750 hour request for fuel oil firing.

The Department is limiting the annual hours of fuel oil used in the two combustion turbines combined to 1,000 hours. This limitation is in line with a recent permit PSD-FL-401 for the JEA Greenland combustion turbine project.

### BACT Determination:

Considering the above discussions, the Department has made the following determination for the control of NO<sub>x</sub> emissions from proposed Units 005 and 006:

- NO<sub>x</sub> emissions while firing natural gas shall be limited to 9.0 ppmvd as BACT achievable by natural gas firing and use of Dry Low NO<sub>x</sub> combustion.
- The continuous limits for NO<sub>x</sub> shall be based on 24-hr block averages.

### Incidental Back up Fuel Oil Limits:

Back-up fuel oil use shall be limited for the two combustion turbines combined to 1,000 hours per calendar year and NO<sub>x</sub> emissions shall be limited to 42.0 ppmvd (NSPS) achievable by injection of water into the combustors for flame cooling.

### **PM and PM<sub>10</sub> Emissions**

#### Discussion

Particulate matter (PM/PM<sub>10</sub>) is emitted from combustion turbines due to incomplete combustion of ash and sulfur present in the fuels. They are minimized by use of clean fuels, with low ash and sulfur contents, and good combustion practices. Clean fuels are a necessity in combustion turbines in order to avoid excessive maintenance due to damaged turbine blades and other components already exposed to very high temperatures and pressures.

#### Applicant's Proposal

The applicant states that only inherent quality fuels are the only feasible method for controlling PM/PM<sub>10</sub> emissions from CTs. Clean fuels, natural gas, and distillate oil are the practices that the applicant suggests to represent BACT for PM/PM<sub>10</sub> emissions.

#### Department's Review

The Department agrees with the applicant, and the draft BACT standard for PM/PM<sub>10</sub> will be fuel specifications and an opacity limit. The Department also recognizes that PM<sub>2.5</sub> is now a regulated pollutant. PM<sub>10</sub> will be used as a surrogate for PM<sub>2.5</sub> as per EPA guidance.

### **BACT Determinations for the Simple Cycle Combustion Turbines**

The Department establishes the following standards as the Best Available Control Technology for the simple cycle combustion turbine Units 005 and 006 at the Shady Hills Generating Station.

Pollutant	Emission Standard <sup>c</sup>	Averaging Time	Compliance Method	Basis
NO <sub>x</sub> <sup>a</sup> (Gas)	9.0 ppmvd @ 15% O <sub>2</sub>	24-hr block average	CEMS	BACT

**TECHNICAL EVALUATION AND PRELIMINARY DETERMINATION**

Pollutant	Emission Standard <sup>c</sup>	Averaging Time	Compliance Method	Basis
	59.0 lb/hr	3 1-hr runs	Stack Test	
NO <sub>x</sub> <sup>a</sup> (Oil)	42.0 ppmvd @ 15% O <sub>2</sub>	4-hr rolling average	CEMS	BACT
	323.0 lb/hr	3 1-hr runs	Stack Test	
PM/PM <sub>10</sub> <sup>b</sup>	10 % Opacity	6-minute block	Visible Emissions Test	BACT
	2 grains of sulfur per 100 standard cubic feet of gas/ 0.0015 % S fuel oil	N/A	Record Keeping	

- a. Continuous compliance with the 24-hr NO<sub>x</sub> standards shall be demonstrated based on data collected by the required CEMS. The initial and annual EPA Method 7E or Method 20 tests associated with demonstration of compliance with 40 CFR 60, Subpart KKKK or certification of the CEMS instruments shall also be used to demonstrate compliance with the individual standards for natural gas and ULSFO during the time of those tests. NO<sub>x</sub> mass emission rates are at International Organization for Standardization (ISO) conditions and are defined as oxides of nitrogen expressed as NO<sub>2</sub>.
- b. The sulfur fuel specification combined with the efficient combustion design and operation of the gas turbine represents BACT for PM/PM<sub>10</sub> emissions. Compliance with the fuel specifications, CO standards, and visible emissions standards shall serve as indicators of good combustion. Compliance with the fuel specifications shall be demonstrated by keeping records of the fuel sulfur content. Compliance with the visible emissions standard shall be demonstrated by conducting tests in accordance with EPA Method 9.
- c. The mass emission rate standards are based on a turbine inlet condition of 59°F and using the higher heating value (HHV) of the fuel. Mass emission rate may be adjusted to actual test conditions in accordance with the performance curves and/or equations on file with the Department.

**6. BACT REVIEW FOR EMERGENCY GENERATOR**

The diesel powered emergency generator is subject to NSPS Subpart A (General Provisions) and NSPS Subpart IIII (Standards of Performance for Stationary Compression Ignition Internal Combustion Engines) of 40 CFR 60. The Department agrees with the applicant that compliance with the applicable NSPS is BACT for the Emergency Generators.

The draft permit will include the following primary conditions:

Emergency Generator: The permittee is authorized to construct and operate one 2.5MW ULSFO powered emergency standby generator [Application No. 1010373-007-AC]

Hours of Operation: The emergency generator will operate for no more than 500 hours per year of non-emergency operation. [Application No. 1010373-007-AC]

Fuel: Total fuel consumption of the emergency generator and four ancillary generators shall be no more than 77,750 gallons of ULSFO per year. [Application No. 1010373-007-AC]

Recordkeeping and Reporting: The diesel powered emergency generator is subject to the New Source Performance Standards (NSPS) in Subpart A (General Provisions) and NSPS Subpart IIII (Standards of Performance for Stationary Compression Ignition Internal Combustion Engines) of 40 CFR 60 attached as Appendices F and H.

## 7. PERIODS OF EXCESS EMISSIONS

### EXCESS EMISSIONS PROHIBITED

In accordance with Rule 62-210.700(4), F.A.C., “Excess emissions which are caused entirely or in part by poor maintenance, poor operation, or any other equipment or process failure which may reasonably be prevented during startup, shutdown, or malfunction shall be prohibited.” All such preventable emissions shall be included in the compliance determinations for NO<sub>x</sub> emissions.

### ALLOWABLE DATA EXCLUSIONS

In accordance with Rule 62-210.700, F.A.C., “Excess emissions resulting from startup, shutdown or malfunction of any emissions unit shall be permitted providing (1) best operational practices to minimize emissions are adhered to and (2) the duration of excess emissions shall be minimized but in no case exceed two hours in any 24 hour period unless specifically authorized by the Department for longer duration.” In addition, the rule states that, “Considering operational variations in types of industrial equipment operations affected by this rule, the Department may adjust maximum and minimum factors to provide reasonable and practical regulatory controls consistent with the public interest.”

Operation of the General Electric Frame 7FA combustion turbine in lean premix mode is achieved at least by 50% of base load conditions. Simple cycle gas turbines are designed for quick startup and operate at high load levels. Operation of the large frame gas turbines is generally automated and malfunctions have been infrequent.

Dry low-NO<sub>x</sub> combustion systems require initial and periodic “tuning” to account for changing ambient conditions, changes in fuels and normal wear and tear on the unit. Tuning involves optimizing NO<sub>x</sub> and CO emissions, and extends the life of the unit components. During tuning, it is possible to have elevated emissions while collecting emission data used in the tuning process. However, the duration of data collection is relatively short, and once tuned, the gas turbine emissions will be minimized. A major tuning session would typically occur after completion of initial construction, a combustor change-out, a major repair or maintenance to a combustor, or other similar event. Other minor tuning sessions are expected to occur periodically on an as needed basis between major tuning sessions.

Based on information from General Electric regarding startup and shutdown, and the information above regarding tuning, the Department establishes the following conditions for excess emissions for the combustion turbine for which a limited amount of data may be excluded from the NO<sub>x</sub> continuous compliance determinations.

- Excess emissions resulting from startup, shutdown, or malfunction shall be permitted provided that best operational practices are adhered to and the duration of excess emissions shall be minimized.
- For startup and shutdown, up to 60 consecutive minutes of CEMS data may be excluded for each combustion turbine startup and shutdown cycle. For startups and shutdowns of less than 60 minutes in duration, only those minutes attributable to startup and shutdown may be excluded.
- No more than 2 hours of CEMS data in any 24-hour period shall be excluded from compliance demonstrations due to a malfunction.
- CEMS data collected during initial or other DLN tuning sessions may be excluded from the compliance demonstrations provided that tuning session is performed in accordance with the manufacturer’s specifications. Prior to performing any tuning sessions, the permittee shall provide the Compliance Authority with an advance notice detailing the activity and proposed tuning schedule.

## 8. AIR QUALITY ANALYSIS

This section provides a general overview of the modeling analyses required for PSD preconstruction review followed by the specific analyses required for this project.

## TECHNICAL EVALUATION AND PRELIMINARY DETERMINATION

### A. Overview of the Required Modeling Analyses

Pursuant to Rule 62-212.400, F.A.C., the applicant is required to conduct the following analyses for each PSD significant pollutant:

- A preconstruction ambient air quality analysis,
- A source impact analysis based on EPA-approved models, and
- An additional impact analysis.

For the purposes of any required analysis, NO<sub>x</sub> emissions will be modeled as NO<sub>2</sub> and only PM<sub>10</sub> emissions will be considered when modeling particulate matter.

#### *Preconstruction Ambient Monitoring Analysis*

Generally, the first step is to determine whether the Department will require preconstruction ambient air quality monitoring. Using an EPA-approved air quality model, the applicant must determine the predicted maximum ambient concentrations and compare the results with regulatory thresholds for preconstruction ambient monitoring, known as de minimis air quality levels. The regulations establish de minimis air quality levels for several PSD pollutants as shown in Table 2. For ozone, there is no de minimis air quality level because it is not emitted directly. However, since NO<sub>2</sub> and VOC are considered precursors for ozone formation, the applicant may be required to perform an ambient impact analysis (including the gathering of ambient air quality data) for any net increase of 100 tons per year or more of NO<sub>2</sub> or VOC emissions.

If the predicted maximum ambient concentration is less than the corresponding de minimis air quality level, Rule 62-212.400(3)(e), F.A.C. exempts that pollutant from the preconstruction ambient monitoring analysis. If the predicted maximum ambient concentration is more than the corresponding de minimis air quality level (except for non-methane hydrocarbons), the applicant must provide an analysis of representative ambient air concentrations (preconstruction monitoring data) in the area of the project based on continuous air quality monitoring data for each such pollutant with an Ambient Air Quality Standard (AAQS). If no such standard exists, the analysis shall contain such air quality monitoring data as the Department determines is necessary to assess ambient air quality for that pollutant.

If preconstruction monitoring data is necessary, the Department may require the applicant to collect representative ambient monitoring data in specified locations prior to commencing construction on the project. Alternatively, the Department may allow the requirement for preconstruction monitoring data to be satisfied with data collected from the Department's extensive ambient monitoring network. Preconstruction monitoring data must meet the requirements of Appendix B of 40 CFR 58 during the operation of the monitoring stations. The preconstruction monitoring data will be used to determine the appropriate ambient background concentrations to support any required AAQS analysis.

Finally, after completing the project, the Department may require the applicant to conduct post-construction ambient monitoring to evaluate actual impacts from the project on air quality.

#### *Source Impact Analysis*

**Table 2. Regulatory Thresholds for Preconstruction Ambient Monitoring**

PSD Pollutant	De Minimis Air Quality Levels
Carbon monoxide (CO)	575 µg/m <sup>3</sup> , 8-hour average
Nitrogen dioxide (NO <sub>2</sub> )	14 µg/m <sup>3</sup> , annual average;
Particulate Matter (PM <sub>10</sub> )	10 µg/m <sup>3</sup> , 24-hour average
Sulfur dioxide (SO <sub>2</sub> )	13 µg/m <sup>3</sup> , 24-hour average
Lead (Pb)	0.1 µg/m <sup>3</sup> , 3-month average
Fluorides (Fl)	0.25 µg/m <sup>3</sup> , 24-hour average
Total reduced sulfur (TRS)	10 µg/m <sup>3</sup> , 1-hour average
Hydrogen sulfide (H <sub>2</sub> S)	0.2 µg/m <sup>3</sup> , 1-hour average
Reduced sulfur compounds (RSC)	10 µg/m <sup>3</sup> , 1-hour average
Mercury (Hg)	0.25 µg/m <sup>3</sup> , 24-hour average

## TECHNICAL EVALUATION AND PRELIMINARY DETERMINATION

For each PSD-significant pollutant identified above, the applicant is required to conduct a source impact analysis for affected PSD Class I and Class II areas. This analysis is to determine if emissions from this project will significantly impact levels established for Class I and II areas. Class I areas include protected federal parks and national wilderness areas (NWA) that are under the protection of federal land managers. Table 3 identifies the Class I areas located in Florida or that are within 200 kilometers in nearby states. Class II areas represent all other areas in the vicinity of the facility open to public access that are not Class I areas.

**Table 3. Class I Areas Within 200 km of Project**

Class I Area	State	Federal Land Manger
Bradwell Bay NWA	Florida	U.S. Forest Service
Chassahowitzka NWA	Florida	U.S. Fish and Wildlife Service
Everglades National Park	Florida	National Park Service
Okefenokee NWA	Georgia	U.S. Fish and Wildlife Service
St. Marks NWA	Florida	U.S. Fish and Wildlife Service
Wolf Island NWA	Georgia	U.S. Fish and Wildlife Service

An initial significant impact analysis is conducted using the worst-case emissions scenario for each pollutant and corresponding averaging time. The regulations define separate significant impact levels for Class I and Class II areas for CO, NO<sub>2</sub>, Pb, PM<sub>10</sub> and SO<sub>2</sub>. Based on the initial significant impact analysis, no additional modeling is required for any pollutant with a predicted ambient concentration less than the corresponding significant impact level. However, for any pollutant with a predicted ambient concentration exceeding the corresponding significant impact level, the applicant must conduct a full impact analysis. In addition to evaluating impacts caused by the project, a full impact modeling analysis also includes impacts from other nearby major sources (and any potentially-impacting minor sources within the radius of significant impact) as well to determine compliance with:

- The PSD increments and the federal air quality related values (AQRV) for Class I areas.
- The PSD increments and the AAQS for Class II areas.

As previously mentioned, for any net increase of 100 tons per year or more of VOC or NO<sub>2</sub> subject to PSD, the applicant may be required to perform an ambient impact analysis for ozone including the gathering of ambient ozone data.

### *PSD Class I Area Model*

The California Puff (CALPUFF) dispersion model is used to evaluate the potential impacts on PSD Class I increments and the federal land manager's Air Quality Related Values (AQRV) for regional haze when the project is greater than 50 km from the Class I area. The model is used as well to determine nitrogen and sulfur deposition on the Class I area at any distance from the project. The CALPUFF model is a non-steady state, Lagrangian, long-range transport model that incorporates Gaussian puff dispersion algorithms. This model determines ground-level concentrations of inert gases or small particles emitted into the atmosphere by point, line, area and volume sources. The CALPUFF model has the capability to treat time-varying sources. It is also suitable for modeling domains from tens of meters to hundreds of kilometers and has mechanisms to handle rough or complex terrain situations. Finally, the CALPUFF model is applicable for inert pollutants as well as pollutants that are subject to linear removal and chemical conversion mechanisms.

The meteorological data used in the CALPUFF model is processed by the California Meteorological (CALMET) model. Data from multiple meteorological stations is processed by the CALMET model to produce a three-dimensional modeling grid domain of hourly temperature and wind fields. The wind field is enhanced by the use of terrain data, which is also input into the model. Two-dimensional fields such as mixing heights, dispersion properties and surface characteristics are produced by the CALMET model as well.

## TECHNICAL EVALUATION AND PRELIMINARY DETERMINATION

*PSD Class II Area Model and Class I Model for sources where no portion of the Class I area is greater than 50 km from the source*

The EPA-approved American Meteorological Society and EPA Regulatory Model (AERMOD) dispersion model is used to evaluate short range impacts from the proposed project and other existing major sources. In November 2005, EPA promulgated AERMOD as the preferred regulatory model for predicting pollutant concentrations within 50 kilometers of a source. The AERMOD model is a replacement for the Industrial Source Complex Short-Term model (ISCST3). The AERMOD model calculates hourly concentrations based on hourly meteorological data. The model can predict pollutant concentrations for annual, 24-hour, 8-hour, 3-hour and 1-hour averaging periods. In addition to the PSD Class II modeling, it is also used to model the predicted impacts for comparison with the de minimis ambient air quality levels when determining preconstruction monitoring requirements.

For evaluating plume behavior within the building wake of structures, the AERMOD model incorporates the Plume Rise Enhancement (PRIME) downwash algorithm developed by the Electric Power Research Institute (EPRI). A series of specific model features recommended by the EPA are referred to as the regulatory options. The applicant used the EPA-recommended regulatory options in each modeling scenario and building downwash effects were evaluated for stacks below the good engineering practice (GEP) stack heights.

### *Stack Height Considerations*

GEP stack height means the greater of 65 meters (213 feet) or the maximum nearby building height plus 1.5 times the building height or width, whichever is less. Where the affected stacks did not meet the requirements for GEP stack height, building downwash was considered in the modeling analyses. Based on a review of this application, the Department determines that the project complies with the applicable provisions of the stack height regulations as revised by EPA on July 8, 1985 (50 FR 27892). Portions of the regulations have been remanded by a panel of the U.S. Court of Appeals for the D.C. Circuit in NRDC v. Thomas, 838 F. 2d 1224 (D.C. Cir. 1988). Consequently, this permit may be subject to modification if and when EPA revises the regulation in response to the court decision. This may result in revised emission limitations or may affect other actions taken by the source owners or operators.

### *Additional Impact Analysis*

In addition to the above analyses, the applicant must provide an evaluation of impacts to: soils, vegetation, and wildlife; air quality related to general commercial, residential and industrial growth in the area that may result from the project; and regional haze in the affected Class I areas.

### **B. PSD Significant Pollutants for the Project**

As discussed previously, the proposed project will increase emissions of the following pollutants in excess of the PSD significant emissions rates: NO<sub>x</sub> and PM<sub>10</sub>. For the purposes of any required analysis, NO<sub>x</sub> emissions will be modeled as NO<sub>2</sub> and only PM<sub>10</sub> emissions will be considered when modeling particulate matter.

### **C. Preconstruction Ambient Monitoring Analysis**

Using the AERMOD model, the applicant predicted the following maximum ambient impacts from the project.

**Table 4. De Minimis Air Quality Levels**

<b>.Pollutant</b>	<b>Averaging Time</b>	<b>Maximum Predicted Impact (<math>\mu\text{g}/\text{m}^3</math>)</b>	<b>De Minimis Concentration (<math>\mu\text{g}/\text{m}^3</math>)</b>	<b>Greater than De Minimis?</b>
NO <sub>2</sub>	Annual	0.4	14	NO
PM <sub>10</sub>	24-hr	0.6	10	NO

As shown above, NO<sub>2</sub> and PM<sub>10</sub> are exempt from preconstruction monitoring because the predicted impacts are



less than the de minimis levels. In addition, the project results in PSD net emissions increases of 343 tons/year of NO<sub>2</sub>, which is above the threshold of 100 tons/year, which requires an ambient impact analysis including the gathering of ambient air quality data. However, the Department maintains an extensive quality-assured ambient monitoring network throughout the state. Table 5 summarizes ambient data from 2004 to 2006 available for existing nearby monitoring locations.

**Table 5. Representative Ambient Concentrations**

Pollutant	Averaging Time	Ambient Concentration (µg/m <sup>3</sup> )	Monitor Location
NO <sub>2</sub>	Annual	15	Tampa
Ozone	8-hour	75	Pasco County

The existing monitoring data show no violations of any ambient air quality standards. The Department determines that the data collected from these monitors is representative of the air quality in the vicinity of the project and may be used to satisfy the preconstruction monitoring requirements for NO<sub>2</sub> and ozone. As necessary, the above ambient concentrations will be used as the ambient background concentrations for any

required AAQS analysis.

The applicant and the Department discussed available options for potentially predicting ambient ozone impacts caused by the NO<sub>2</sub> emissions increases (ozone precursor pollutant) from the project. No stationary point source models are available or approved for use in predicting ozone impacts. Although regional models exist for predicting ambient ozone levels, it is unlikely that impacts caused by this project could be adequately evaluated because it is so small compared to regional effects. The Department determines that the use of a regional model incorporating the complex chemical mechanisms for predicting ozone formation is not appropriate for this project. No further modeling is required for ozone impacts.

**D. Source Impact Analysis for PSD Class I Areas**

*Affected PSD Class I Areas*

For PSD Class I areas within 200 kilometers of the facility, Table 6 identifies each affected Class I area as well as the distance to the facility and the number of receptors used in the modeling analysis.

**Table 6. Affected PSD Class I Modeling Identities**

PSD Class I Area	Distance	Receptors
Chassahowitzka NWA	27	113

*Meteorological Data for PSD Class I Analysis*

Meteorological data used in the AERMOD model consisted of a concurrent five-year period of hourly surface weather observations and twice-daily upper air soundings from the Tampa International Airport. The five-year period of meteorological data was from 2001 through 2005. This station was selected for use in the evaluation because it is the closest primary weather station to the project area and is most representative of the project site.

For the preliminary significant impact analysis, the highest short-term predicted concentrations will be compared to the respective significant impact levels. Since five years of data are available, the highest-second-high (HSH) short-term predicted concentrations will be used for any required AAQS and PSD Class II increment analysis with regard to short-term averages. However, for annual averages, the highest predicted annual average will be compared with the corresponding annual level.

*Results of PSD Class I Significant Impact Analysis*

Using the CALPUFF model, the applicant predicted the following maximum ambient impacts from the project.

**Table 7. Significant Impact Analysis for PSD Class I Areas**

Pollutant	Averaging Time	Maximum Predicted Impact ( $\mu\text{g}/\text{m}^3$ )	Significant Impact Level ( $\mu\text{g}/\text{m}^3$ )	Significant Impact?	Affected Class I Area
NO <sub>2</sub>	Annual	0.05	0.1	NO	Chassahowitzka NWA
PM <sub>10</sub>	Annual	0.003	0.2	NO	Chassahowitzka NWA
	24-hour	0.03	0.3	NO	Chassahowitzka NWA

As shown, the maximum predicted impacts are less than the corresponding significant impact levels for each pollutant. Therefore, a full impact analysis for the PSD Class I areas is not required.

**E. Source Impact Analysis for PSD Class II Areas**

*Meteorological Data for PSD Class II Analysis*

Meteorological data used in the AERMOD model consisted of a concurrent five-year period of hourly surface weather observations and twice-daily upper air soundings from the Tampa International Airport. The five-year period of meteorological data was from 2001 through 2005. This station was selected for use in the evaluation because it is the closest primary weather station to the project area and is most representative of the project site.

For the preliminary significant impact analysis, the highest short-term predicted concentrations will be compared to the respective significant impact levels. Since five years of data are available, the highest-second-high (HSH) short-term predicted concentrations will be used for any required AAQS and PSD Class II increment analysis with regard to short-term averages. However, for annual averages, the highest predicted annual average will be compared with the corresponding annual level.

*Results of the Significant Impact Analysis*

Table 8 shows the results of the preliminary PSD Class II significant impact analysis.

**Table 8. Significant Impact Analysis for PSD Class II Areas (Vicinity of Facility)**

Pollutant	Averaging Time	Maximum Predicted Impact ( $\mu\text{g}/\text{m}^3$ )	Significant Impact Level ( $\mu\text{g}/\text{m}^3$ )	Significant Impact?	Radius of Significant Impact (km)
NO <sub>2</sub>	Annual	0.43	1	NO	NONE
PM <sub>10</sub>	Annual	0.01	1	NO	NONE
	24-hr	0.06	5	NO	NONE

As shown above, the predicted impacts of NO<sub>2</sub> and PM<sub>10</sub> are well below the corresponding PSD Class II significant impact levels and no further analysis is required.

**F. Additional Impacts Analysis**

*Impacts on Soils, Vegetation and Wildlife*

The maximum predicted ground-level concentrations of NO<sub>x</sub> and PM<sub>10</sub> from the proposed project and all other nearby sources are below the corresponding AAQS. The AAQS are designed to protect both the public health and welfare. As such, this project is not expected to have a harmful impact on soils, vegetation or wildlife in the vicinity of the project.

*Air Quality Impacts Related to Growth*

The proposed modification will not significantly change employment, population, housing, commercial development, or industrial development in the area to the extent that a significant air quality impact will result.

*Visibility Analysis*

The applicant conducted an AQRV analysis for the Class I areas using VISCREEN 2 as a screening analysis. This analysis showed impacts that were greater than the visibility screening criteria in the Class I area when fuel oil is used in the combustion turbines. The Department is limiting the annual hours of fuel oil used in each turbine to 500 hours. This limitation is in line with a recent permit, PSD-FL-401 for Jacksonville Electric Authority for their Greenland combustion turbine project, which also had predicted impacts greater than the regional haze screening criteria. This limit has been incorporated into the permit.

*Nitrogen and Sulfur Deposition*

Total nitrogen deposition rates on the PSD Class I areas were also predicted using CALPUFF. The maximum predicted nitrogen deposition rates are below the threshold levels recommended by the federal land manager.

**G. Conclusion on Air Quality Impacts**

As described in this report and based on the required ambient impact analyses, the Department has reasonable assurance that the proposed project will not cause, or significantly contribute to, a violation of any AAQS or PSD increment.

**9. PRELIMINARY DETERMINATION**

The Department makes a preliminary determination that the proposed project will comply with all applicable state and federal air pollution regulations as conditioned by the Draft Permit. This determination is based on a technical review of the complete application, reasonable assurances provided by the applicant, and the conditions specified in the Draft Permit. Syed Arif is the project engineer responsible for reviewing the application and drafting the permit changes. Cleve Holladay is the meteorologist responsible for reviewing and approving the ambient air quality analyses. Additional details of this analysis may be obtained by contacting the project engineer at the Department's Bureau of Air Regulation at Mail Station #5505, 2600 Blair Stone Road, Tallahassee, Florida 32399-2400.

## TECHNICAL EVALUATION AND PRELIMINARY DETERMINATION

---

### REFERENCES

- i Technical Report GE 3695E. Badeer, G. H., General Electric. "GE Aeroderivative Gas Turbines – Design and Operating Features." 2000.
- ii Report. Cubix Corporation. "Exhaust Emissions from a GE PG7241FA Simple Cycle Power Turbine at TEC Polk Power Station." September 2000.
- iii Report to Legislature. California Environmental Protection Agency, Air Resources Board. Gas-Fired Power Plant NO<sub>x</sub> Emission Controls and Related Environmental Impacts. May 2004.

# DRAFT PERMIT

## PERMITTEE

Shady Hills Power Company, LLC.  
120 Long Ridge Road  
Stamford, Connecticut 06927

Authorized Representative:  
Roy S. Belden, Vice President

Air Permit No. PSD-FL-402 Project No. 1010373-007-AC Expires: December 31, 2010 Shady Hills Generating Station Facility ID No. 1010373 Site Expansion
--

## FACILITY AND LOCATION

This permit authorizes the construction of two nominal 170 megawatt (MW) simple cycle combustion turbine electric generators. The proposed work will be conducted at the Shady Hills Generating Station, which is an electric utilities plant (SIC No. 4911). The facility is located in Pasco County at 14240 Merchant Energy Way in Spring Hill, Florida. The UTM coordinates are Zone 17, 347.0 km East, and 3139.0 km North.

## STATEMENT OF BASIS

This air pollution construction permit is issued under the provisions of Chapter 403 of the Florida Statutes (F.S.), and Chapters 62-4, 62-204, 62-210, 62-212, 62-296 and 62-297 of the Florida Administrative Code (F.A.C.) and Title 40, Parts 60 and 63 of the Code of Federal Regulations (CFR). The permittee is authorized to install the proposed equipment in accordance with the conditions of this permit and as described in the application, approved drawings, plans, and other documents on file with the Department of Environmental Protection (Department).

## CONTENTS

- Section 1. General Information
- Section 2. Administrative Requirements
- Section 3. Emissions Units Specific Conditions
- Section 4. Appendices

(DRAFT)

---

Joseph Kahn, Director  
Division of Air Resource Management

---

Effective Date

## SECTION 1. GENERAL INFORMATION (DRAFT PERMIT)

### FACILITY AND PROJECT DESCRIPTION

This facility consists of three, dual-fuel, nominal 170 MW General Electric model PG7241FA (GE 7FA) simple cycle combustion turbines-electrical generators, three exhaust stacks that are 18 feet in diameter and 75 feet tall, and one 2.8-million gallon distillate fuel oil storage tank. The combustion turbine units can operate in simple-cycle mode and intermittent duty mode. The units are equipped with Dry Low-nitrogen oxides (NO<sub>x</sub>) combustors and water injection capability. The three combustion turbines are regulated under Phase II of the Federal Acid Rain Program. This facility operates during peak hours of electrical use.

This project will comprise the construction and installation of the following new regulated Air Resource Management System (ARMS) emission units:

ID No.	Description
005	General Electric Model 7FA simple cycle combustion turbine
006	General Electric Model 7FA simple cycle combustion turbine
007	2.5 MW Emergency Generator

This project will also authorize the construction of the following emission units which will be exempt from construction permitting requirements. These emission units will be included in the Title V Operating Permit:

ID No.	Description
008	Natural gas heater

### REGULATORY CLASSIFICATION

*Title I, Part C, Clean Air Act (CAA):* The facility is a Prevention of Significant Deterioration (PSD)-major facility pursuant to Rule 62-212, F.A.C.

*Title I, Section 111, CAA:* Units 5 and 6 are subject to the New Source Performance Standards (NSPS) of 40 CFR 60, Subpart KKKK (Standards of Performance for Stationary Combustion Turbines).

*Title I, Section 112, CAA:* The facility is not a "Major Source" of hazardous air pollutants (HAP).

*Title IV, CAA:* The facility operates units subject to the Acid Rain provisions of the Clean Air Act.

*Title V, CAA:* The facility is a Title V or "Major Source of air pollution" in accordance with Chapter 62-213, F.A.C. because the potential emissions of at least one regulated pollutant exceed 100 tons per year. Regulated pollutants include pollutants such as carbon monoxide (CO), nitrogen oxides (NO<sub>x</sub>), particulate matter (PM/PM<sub>10</sub>), sulfur dioxide (SO<sub>2</sub>), sulfuric acid mist (SAM), and volatile organic compounds (VOC).

### RELEVANT DOCUMENTS:

The permit request and additional information received to make it complete are not a part of this permit; however, the information is listed in the technical evaluation which is issued concurrently with this permit.

## SECTION 2. ADMINISTRATIVE REQUIREMENTS (DRAFT PERMIT)

---

1. General Conditions: The permittee shall operate under the attached General Conditions listed in Appendix B of this permit. General Conditions are binding and enforceable pursuant to Chapter 403 of the Florida Statutes. [Rule 62-4.160, F.A.C.]
2. Permitting Authority: The Permitting Authority for this project is the Bureau of Air Regulation in the Division of Air Resource Management of the Department. The mailing address for the Bureau of Air Regulation is 2600 Blair Stone Road, MS #5505, Tallahassee, Florida 32399-2400. All documents related to applications for permits to operate an emissions unit shall be submitted to the Bureau of Air Regulation.
3. Compliance Authority: All documents related to compliance activities such as reports, tests, and notifications shall be submitted to the Southwest District Office. The mailing address and phone number of the Southwest District Office is: 13051 N. Telecom Parkway, Temple Terrace, FL 33637-0926, 813/632-7600.
4. Appendices: The following Appendices are attached as part of this permit:
  - a. Appendix A. Citation Formats and Glossary of Common Terms;
  - b. Appendix B. General Conditions;
  - c. Appendix C. Common Conditions;
  - d. Appendix D. Common Testing Requirements;
  - e. Appendix E. Summary of Best Available Control Technology Determinations;
  - f. Appendix F. NSPS Subpart A, General Provisions;
  - g. Appendix G. NSPS Subpart KKKK, Requirements for Stationary Combustion Turbines; and
  - h. Appendix H. NSPS Subpart IIII Standards of Performance for Stationary Compression Ignition Internal Combustion Engines.
5. Applicable Regulations, Forms and Application Procedures: Unless otherwise specified in this permit, the construction and operation of the subject emissions units shall be in accordance with the capacities and specifications stated in the application. The facility is subject to all applicable provisions of: Chapter 403, F.S.; and Chapters 62-4, 62-204, 62-210, 62-212, 62-213, 62-296 and 62-297, F.A.C. Issuance of this permit does not relieve the permittee from compliance with any applicable federal, state, or local permitting or regulations.
6. New or Additional Conditions: For good cause shown and after notice and an administrative hearing, if requested, the Department may require the permittee to conform to new or additional conditions. The Department shall allow the permittee a reasonable time to conform to the new or additional conditions, and on application of the permittee, the Department may grant additional time. [Rule 62-4.080, F.A.C.]
7. Modifications: No emissions unit shall be constructed or modified without obtaining an air construction permit from the Department. Such permit shall be obtained prior to beginning construction or modification. [Rules 62-210.300(1) and 62-212.300(1)(a), F.A.C.]
8. Source Obligation:
  - (a) Authorization to construct shall expire if construction is not commenced within 18 months after receipt of the permit, if construction is discontinued for a period of 18 months or more, or if construction is not completed within a reasonable time. This provision does not apply to the time period between construction of the approved phases of a phased construction project except that each phase must commence construction within 18 months of the commencement date established by the Department in the permit.

## SECTION 2. ADMINISTRATIVE REQUIREMENTS (DRAFT PERMIT)

---

- (b) At such time that a particular source or modification becomes a major stationary source or major modification (as these terms were defined at the time the source obtained the enforceable limitation) solely by virtue of a relaxation in any enforceable limitation which was established after August 7, 1980, on the capacity of the source or modification otherwise to emit a pollutant, such as a restriction on hours of operation, then the requirements of subsections 62-212.400(4) through (12), F.A.C., shall apply to the source or modification as though construction had not yet commenced on the source or modification.
- (c) At such time that a particular source or modification becomes a major stationary source or major modification (as these terms were defined at the time the source obtained the enforceable limitation) solely by exceeding its projected actual emissions, then the requirements of subsections 62-212.400(4) through (12), F.A.C., shall apply to the source or modification as though construction had not yet commenced on the source or modification.

[Rule 62-212.400(12), F.A.C.]

9. Application for Title IV Permit: At least 24 months before the date on which the new unit begins serving an electrical generator greater than 25 MW, the permittee shall submit an application for a Title IV Acid Rain Permit to the Department's Bureau of Air Regulation in Tallahassee and a copy to the Region 4 Office of the U.S. Environmental Protection Agency in Atlanta, Georgia. [40 CFR 72]
10. Title V Permit: This permit authorizes specific modifications and/or new construction on the affected emissions units as well as initial operation to determine compliance with conditions of this permit. A Title V operation permit is required for regular operation of the permitted emissions unit. The permittee shall apply for a Title V operation permit at least 90 days prior to expiration of this permit, but no later than 180 days after completing the required work and commencing operation. To apply for a Title V operation permit, the applicant shall submit the appropriate application form, compliance test results, and such additional information as the Department may by law require. The application shall be submitted to the appropriate Permitting Authority with copies to each Compliance Authority. [Rules 62-4.030, 62-4.050, 62-4.220, and Chapter 62-213, F.A.C.]



## SECTION 3. EMISSIONS UNIT SPECIFIC CONDITIONS (DRAFT PERMIT)

### A. Simple Cycle Combustion Turbines (EU-005 and 006)

This section of the permit addresses the following emissions unit.

<b>Emissions Unit No. 005 and 006</b>
---------------------------------------

Two General Electric Model 7FA gas turbine electric generators (nominal 170 MW) equipped with evaporative inlet air cooling.
--

#### APPLICABLE STANDARDS AND REGULATIONS

1. **BACT Determinations:** A determination of the Best Available Control Technology (BACT) was made for nitrogen oxides (NO<sub>x</sub>), and particulate matter/particulate matter less than 10 microns (PM/PM<sub>10</sub>). [Rule 62-210.200 (BACT), F.A.C.]
2. **NSPS Requirements:** This unit shall comply with the applicable New Source Performance Standards (NSPS) in 40 CFR 60, including: Subpart A (General Provisions) and Subpart KKKK (Standards of Performance for Stationary Gas Turbines). See Appendices F and G of this permit. The BACT emissions standards for NO<sub>x</sub> and the fuel sulfur specifications for PM/PM<sub>10</sub> are as stringent as, or more stringent than the NO<sub>x</sub> and SO<sub>2</sub> limits imposed by the applicable NSPS provisions. Some separate reporting and monitoring may be required by the individual subparts. [Rule 62-204.800(7)(b), F.A.C.; 40 CFR 60, Subparts A and KKKK]

#### EQUIPMENT DESCRIPTION

3. **Combustion Turbines:** The permittee is authorized to install, tune, operate, and maintain two General Electric Model 7FA gas turbine-electrical generator sets with a nominal generating capacity of 170 MW. The combustion turbines (CT) will be equipped with GE's dry low-NO<sub>x</sub> (DLN) combustor, and an inlet filtration system with evaporative coolers. The combustion turbines will be designed for operation in simple cycle mode and will have dual-fuel capability. [Application; Design]

#### CONTROL TECHNOLOGY

4. **DLN Combustion:** The permittee shall operate and maintain the General Electric DLN 2.6 combustion system (or better) to control NO<sub>x</sub> emissions from the combustion turbines when firing natural gas. Prior to the initial emissions performance tests required for the gas turbines, the DLN combustors and automated gas turbine control system shall be tuned to achieve the permitted levels for NO<sub>x</sub>. Thereafter, the system shall be maintained and tuned in accordance with the manufacturer's recommendations or determined best practices. [Design; Rule 62-212.400(10)(BACT), F.A.C.]
5. **Wet Injection:** The permittee shall install, operate, and maintain a water injection system to reduce NO<sub>x</sub> emissions from the combustion turbines when firing distillate fuel oil. Prior to the initial emissions performance tests, the water injection system shall be tuned to achieve sufficiently low NO<sub>x</sub> values to meet the NO<sub>x</sub> limits of this permit. Thereafter, the system shall be maintained and tuned in accordance with the manufacturer's recommendations or determined best practices. [Applicant request; Rule 62-212.400(10)(BACT), F.A.C.]

#### PERFORMANCE REQUIREMENTS

6. **Hours of Operation:** The combustion turbines may operate an average of no more than 3,390 hours per year per turbine with no single unit operating more than 5,000 hours per year [Rules 62-210.200(PTE, and BACT) and 62-212.400 (PSD), F.A.C.]
7. **Permitted Capacity:** The maximum heat input rate to the combustion turbines is 1,704 million British thermal unit (MMBtu) per hour when firing natural gas and 1,889 MMBtu per hour when firing fuel oil (based on a compressor inlet air temperature of 59° F, 60 percent relative humidity, 14.7 pounds per square inch (psi) pressure, the lower heating value (LHV) of each fuel and 100% load). Heat input rates will vary

**SECTION 3. EMISSIONS UNIT SPECIFIC CONDITIONS (DRAFT PERMIT)**

**A. Simple Cycle Combustion Turbines (EU-005 and 006)**

depending upon gas turbine characteristics, ambient conditions, alternate methods of operation, and evaporative cooling. The permittee shall provide manufacturer's performance curves (or equations) that correct for site conditions to the Permitting and Compliance Authorities within 45 days of completing the initial compliance testing. Operating data may be adjusted for the appropriate site conditions in accordance with the performance curves and/or equations on file with the Department. [Rule 62-210.200(PTE), F.A.C.]

8. **Authorized Fuels:** The combustion turbines shall fire natural gas as the primary fuel, which shall contain no more than 2 grains of sulfur per 100 standard cubic feet of natural gas. As a restricted alternate fuel, the combustion turbines may fire ultra low sulfur fuel oil (ULSFO) containing no more than 0.0015% sulfur by weight. The two combustion turbines combined can operate up to 1,000 hours on fuel oil per calendar year. [Rules 62-210.200(PTE, and BACT) and 62-212.400 (PSD, and PSD Avoidance), F.A.C.]
9. **Simple Cycle, Intermittent Operation:** The turbines shall operate only in simple cycle mode not to exceed the permitted hours of operation allowed by this permit. This restriction is based on the permittee's request, which formed the basis of the PSD applicability and BACT determination and resulted in the emission standards specified in this permit. For any request to convert this unit to combined cycle operation by installing/connecting to heat recovery steam generators, including changes to the fuel quality or quantity related to combined cycle conversion which may cause an increase in short or long-term emissions, the permittee may be required to submit a full PSD permit application complete with a new proposal of the best available control technology as if the unit had never been built. [Rules 62-212.400(12) and 62-212.400(BACT), F.A.C.]

**EMISSIONS AND TESTING REQUIREMENTS**

10. **Emission Standards:** Emissions from the combustion turbines shall not exceed the following standards.

Pollutant	Emission Standard <sup>c</sup>	Averaging Time	Compliance Method	Basis
NO <sub>x</sub> <sup>a</sup> (Gas)	9.0 ppmvd @ 15% oxygen (O <sub>2</sub> )	24-hr block average	CEMS	BACT
	59.0 lb/hr	3 1-hr runs	Stack Test	
NO <sub>x</sub> <sup>a</sup> (Oil)	42.0 ppmvd @ 15% O <sub>2</sub>	4-hr rolling average	CEMS	
	323.0 lb/hr	3 1-hr runs	Stack Test	
PM/PM <sub>10</sub> <sup>b</sup>	10 percent opacity	6-minute block	Visible Emissions Test	BACT
	2 grains of sulfur (S) per 100 standard cubic feet (SCF) of gas/ 0.0015 % S fuel oil	N/A	Record Keeping	
SO <sub>2</sub> <sup>b</sup>	2 gr S/100 SCF of gas/ 0.0015 % S fuel oil	N/A	Record Keeping	PSD Avoidance
CO <sup>d</sup> (Gas)	6.5 ppmvd @ 15% O <sub>2</sub>			PSD Avoidance
	21.5 lb/hr	3 1-hr runs	Stack Test	
CO	13.5 ppmvd @ 15% O <sub>2</sub>			

**SECTION 3. EMISSIONS UNIT SPECIFIC CONDITIONS (DRAFT PERMIT)**

**A. Simple Cycle Combustion Turbines (EU-005 and 006)**

<b>Pollutant</b>	<b>Emission Standard<sup>c</sup></b>	<b>Averaging Time</b>	<b>Compliance Method</b>	<b>Basis</b>
(Oil)	44.7 lb/hr	3 1-hr runs	Stack Test	

- a. Continuous compliance with the 24-hr NO<sub>x</sub> standards shall be demonstrated based on data collected by the required CEMS. The initial and annual EPA Method 7E or Method 20 tests associated with demonstration of compliance with 40 CFR 60, Subpart KKKK or certification of the CEMS instruments shall also be used to demonstrate compliance with the individual standards for natural gas and ULSFO during the time of those tests. NO<sub>x</sub> mass emission rates are at International Organization for Standardization (ISO) conditions and are defined as oxides of nitrogen expressed as NO<sub>2</sub>.
- b. The sulfur fuel specification combined with the efficient combustion design and operation of the gas turbines represents BACT for PM/PM<sub>10</sub> emissions. Compliance with the fuel specifications, CO standards, and visible emissions standards shall serve as indicators of good combustion. Compliance with the fuel specifications shall be demonstrated by keeping records of the fuel sulfur content. Compliance with the visible emissions standard shall be demonstrated by conducting tests in accordance with EPA Method 9.
- c. The mass emission rate standards are based on a turbine inlet condition of 59°F and using the higher heating value (HHV) of the fuel. Mass emission rate may be adjusted to actual test conditions in accordance with the performance curves and/or equations on file with the Department.
- d. Initial performance test required only.

[Rules 62-4.070(3), 62-210.200 (BACT), 62-212.400(PSD and PSD Avoidance), F.A.C, and 40 CFR 60, Subpart KKKK]

11. Nitrogen Oxides (NO<sub>x</sub>): Emissions of NO<sub>x</sub> from each CT shall not exceed the following standards on a continuous basis and as measured by the required CEMS for the averaging period specified, and as measured during the required stack tests.

a. *While firing natural gas:*

9.0 ppmvd @ 15% O<sub>2</sub> on a 24-hour block average (as measured by the required CEMS and defined by this permit)

59.0 /lb/hr (3 1-hr run stack test)

b. *While firing fuel oil:*

42.0 ppmvd @ 15% O<sub>2</sub> on a 4-hour rolling average (as measured by the required CEMS and defined by subpart KKKK attached as an Appendix to this permit)

323.0 lb/hr (3 1-hr run stack test)

[Rules 62-4.070(3), 62-210.200 (BACT), 62-212.400(PSD), F.A.C, and 40 CFR 60.4380]

12. Sulfur Dioxide (SO<sub>2</sub>):

a. *While firing natural gas:* The fuel sulfur specifications, established in condition 8 of this subsection, of 2 grains per 100 standard cubic feet effectively limit the potential emissions of SO<sub>2</sub> from the combustion turbines while firing natural gas.

b. *While firing fuel oil:* The fuel sulfur specification, established in condition 8 of this subsection, of 0.0015 % sulfur by weight effectively limit the potential emissions of SO<sub>2</sub> from the combustion turbines while firing fuel oil.

[Rules 62-4.070(3), and 62-212.400 (PSD Avoidance), F.A.C]

**SECTION 3. EMISSIONS UNIT SPECIFIC CONDITIONS (DRAFT PERMIT)**

**A. Simple Cycle Combustion Turbines (EU-005 and 006)**

13. **Particulate Matter (PM/PM<sub>10</sub>):** The fuel sulfur specifications, established in condition 8 of this subsection, combined with the efficient combustion, design, and operation of the combustion turbines represent BACT for PM/PM<sub>10</sub> emissions. Compliance with the fuel specifications and visible emissions standard shall serve as indicators of good combustion. Visible emissions shall not exceed 10 % opacity as observed during the required 30-minute visible emissions tests.

[Rules 62-4.070(3), 62-210.200 (BACT), 62-212.400(PSD), and 62-297.310(4)(a)2, F.A.C.]

14. **Unconfined Particulate Emissions:** During the construction period, unconfined particulate matter emissions shall be minimized by dust suppressing techniques such as covering, confining, or applying water or chemicals to the affected areas, as necessary. [Rule 62-296.320(4)(c), F.A.C.]

15. **Test Methods:** Required tests shall be performed in accordance with the following reference methods.

Method	Description of Method and Comments
7E	Determination of NO <sub>x</sub> Emissions (Instrumental).
9	Visual Determination of Opacity
10	Determination of Carbon Monoxide Emissions from Stationary Sources
20	Determination of NO <sub>x</sub> , SO <sub>2</sub> , and Diluent Emissions from Stationary Gas Turbines

The methods are described in 40 CFR 60, Appendix A, and adopted by reference in Rule 62-204.800, F.A.C. No other methods may be used for compliance testing unless prior written approval is received from the administrator of the Department's Emissions Monitoring Section in accordance with an alternate sampling procedure pursuant to 62-297.620, F.A.C. [Rules 62-204.800, F.A.C.; 40 CFR 60, Appendix A]

16. **Testing Requirements:** Initial tests shall be conducted between 90% and 100% of permitted capacity; otherwise, this permit shall be modified to reflect the true maximum capacity as constructed. Subsequent annual tests shall be conducted between 90% and 100% of permitted capacity in accordance with the requirements of Rule 62-297.310(2), F.A.C. Tests shall be conducted for each pollutant while firing each fuel in the CT. For each run during tests for visible emissions, emissions of NO<sub>x</sub> recorded by the CEMS shall also be reported. Data collected from the reference method during the required CEMS quality assurance RATA tests may substitute for annual compliance tests for NO<sub>x</sub>, provided the owner or operator indicates this intent in the submitted test protocol, and obtains approval prior to testing. If the RATA is conducted at less than permitted capacity, and the data is used for annual compliance, the requirements of 62-297.310(2) (Operating Rate During Testing) still apply. The mass emission rate standards are based on a turbine inlet condition of 59°F and 100 percent full load operation. Mass emission rate may be adjusted from actual test conditions in accordance with the performance curves and/or equations on file with the Department. [Rule 62-297.310(2), and (7)(a), F.A.C.; and 40 CFR 60.8]

17. **Initial Compliance Demonstration:** Initial compliance stack tests while firing natural gas shall be conducted within 60 days after achieving the maximum production rate, but not later than 180 days after the initial startup. Initial testing on fuel oil shall be conducted within 60 days of any fuel oil firing in the CT. In accordance with the test methods specified in this permit, the combustion turbines shall be tested to demonstrate initial compliance with the emission standards for NO<sub>x</sub>, CO and with the visible emissions standard. The permittee shall provide the Compliance Authority with any other initial emissions performance tests conducted to satisfy vendor guarantees including CO and particulate tests. [Rules 62-4.070, 62-297.310(7)(a), F.A.C. and 40 CFR 60.8]

18. **Subsequent Compliance Testing:** Annual compliance tests for NO<sub>x</sub>, and visible emissions shall be conducted during each federal fiscal year (October 1<sup>st</sup> to September 30<sup>th</sup>). If normal operation on fuel oil is less than 400 hours per calendar year, then subsequent compliance testing on fuel oil is not required for that

### SECTION 3. EMISSIONS UNIT SPECIFIC CONDITIONS (DRAFT PERMIT)

#### A. Simple Cycle Combustion Turbines (EU-005 and 006)

year. If normal operation on fuel oil exceeds 400 hours per year, the Department shall require compliance testing for NO<sub>x</sub> and visible emissions while firing fuel oil.

[Rules 62-4.070, 62-210.200(BACT), and 62-297.310(7)(a)4, F.A.C.]

19. **Continuous Compliance:** Continuous compliance with the permit standard for emissions of NO<sub>x</sub> shall be demonstrated with data collected from the required continuous monitoring system.  
[Rules 62-4.070, and 62-210.200(BACT), F.A.C.]
20. **Special Compliance Tests:** When the Department, after investigation, has good reason (such as complaints, increased visible emissions or questionable maintenance of control equipment) to believe that any applicable emission standard contained in a Department rule or in a permit issued pursuant to those rules is being violated, it shall require the owner or operator of the emissions unit to conduct compliance tests which identify the nature and quantity of pollutant emissions from the emissions unit and to provide a report on the results of said tests to the Department. [Rule 62-297.310(7)(b), F.A.C.]

#### EXCESS EMISSIONS

*{Permitting Note: The following conditions apply only to the SIP-based emissions standards specified in Condition No. 10 and 11 of this subsection. Rule 62-210.700, F.A.C. (Excess Emissions) cannot vary or supersede any federal provision of the NSPS, NESHAP, or Acid Rain programs.}*

#### 21. Definitions:

- a. *Startup* is defined as the commencement of operation of any emissions unit which has shut down or ceased operation for a period of time sufficient to cause temperature, pressure, chemical or pollution control device imbalances, which result in excess emissions.
- b. *Shutdown* is the cessation of the operation of an emissions unit for any purpose.
- c. *Malfunction* is defined as any unavoidable mechanical and/or electrical failure of air pollution control equipment or process equipment or of a process resulting in operation in an abnormal or unusual manner.

*{Permitting Note: The applicant has described startup of this unit as the period from 0 to a nominal 50-60% load (depending on ambient conditions) and shutdown as the period beginning at 50 % load to no load operation.}*

[Rule 62-210.200(165, 242, and 258), F.A.C.]

22. **Excess Emissions Prohibited:** Excess emissions caused entirely or in part by poor maintenance, poor operation or any other equipment or process failure that may reasonably be prevented during startup, shutdown or malfunction shall be prohibited. All such preventable emissions shall be included in any compliance determinations based on CEMS data. [Rule 62-210.700(4), F.A.C.]
23. **Data Exclusion Procedures for SIP Compliance:** As per the procedures in this condition, limited amounts of CEMS emissions data, as specified in condition 24, may be excluded from the corresponding SIP-based compliance demonstration, provided that best operational practices to minimize emissions are adhered to, the duration of data excluded is minimized, and the procedures for data exclusion listed below are followed. As provided by the authority in Rule 62-210.700(5), F.A.C., these conditions replace the provisions in Rule 62-210.700(1), F.A.C.
- a. **Limiting Data Exclusion.** If the compliance calculation using all valid CEMS emission data indicates that the emission unit is in compliance, then no CEMS data shall be excluded from the compliance demonstration.

### SECTION 3. EMISSIONS UNIT SPECIFIC CONDITIONS (DRAFT PERMIT)

#### A. Simple Cycle Combustion Turbines (EU-005 and 006)

- b. Event Driven Exclusion. There must be an underlying event (startup, shutdown, malfunction, or fuel switching) in order to exclude data. If there is no underlying event, then no data may be excluded.
- c. Continuous Exclusion. Data shall be excluded on a continuous basis. Data from discontinuous periods shall not be excluded for the same underlying event.

[Rule 62-210.700, F.A.C.]

24. Allowable Data Exclusions: The following data may be excluded from the corresponding SIP-based compliance demonstration for each of the events listed below in accordance with the Data Exclusion Procedures of condition 23:

- a. *Startup and Shutdown*: Up to 60 minutes of CEMS data may be excluded for each combustion turbine startup and shutdown cycle. For startups and shutdowns of less than 60 minutes in duration, only those minutes attributable to startup and shutdown may be excluded.
- b. *Malfunction*: Up to two hours (in any operating day) of CEMS data may be excluded due to a documented malfunction. A “documented malfunction” means a malfunction that is documented within one working day of detection by contacting the Compliance Authority by telephone, facsimile transmittal, or electronic email.
- c. *DLN Tuning*: CEMS data collected during initial or other DLN tuning sessions may be excluded from the compliance demonstrations provided the tuning session is performed in accordance with the manufacturer’s specifications or determined best practices. Prior to performing any tuning session, the permittee shall provide the Compliance Authority with an advance notice of at least one (1) day that details the activity and proposed tuning schedule. The notice may be by telephone, facsimile transmittal, or electronic mail. [Design; Rule 62-4.070(3), F.A.C.]
- d. *Fuel Switching*: Up to 60 minutes of CEMS data may be excluded for each fuel switch. For fuel switches of less than 60 minutes in duration, only those minutes attributable to fuel switching may be excluded.

All valid emissions data (including data collected during startup, shutdown, malfunction, DLN tuning, and fuel switching) shall be used to report emissions for the Annual Operating Report.

[Rules 62-210.200(BACT), 62-210.370, and 62-210.700, F.A.C.]

25. Notification Requirements: The owner or operator shall notify the Compliance Authority within one working day of discovering any emissions that demonstrate non-compliance for a given averaging period. [Rule 62-4.070, F.A.C.]

#### CONTINUOUS MONITORING REQUIREMENTS

26. CEM Systems: Subject to the following, the permittee shall install, calibrate, operate, and maintain a continuous emission monitoring system (CEMS) to measure and record the emissions of NO<sub>x</sub> from the combustion turbines in terms of the applicable standards. The monitoring system shall be installed, and functioning within the required performance specifications by the time of the initial compliance demonstration.

- a. *NO<sub>x</sub> Monitor*: Each NO<sub>x</sub> monitor shall be certified pursuant to the specifications of 40 CFR 75. Quality assurance procedures shall conform to the requirements of 40 CFR 75. The annual and required RATA tests required for the NO<sub>x</sub> monitor shall be performed using EPA Method 20 or 7E in Appendix A of 40 CFR 60.
- b. *Diluent Monitor*: The oxygen (O<sub>2</sub>) or carbon dioxide (CO<sub>2</sub>) content of the flue gas shall be monitored at the location where NO<sub>x</sub> is monitored to correct the measured emissions rates to 15% oxygen. If a

### SECTION 3. EMISSIONS UNIT SPECIFIC CONDITIONS (DRAFT PERMIT)

#### A. Simple Cycle Combustion Turbines (EU-005 and 006)

CO<sub>2</sub> monitor is installed, the oxygen content of the flue gas shall be calculated using F-factors that are appropriate for the fuel fired. Each monitor shall comply with the performance and quality assurance requirements of 40 CFR 75.

[Rules 62-4.070(3), 62-210.200(BACT), F.A.C., and 40 CFR 60, Subpart 75]

27. Moisture Correction: If necessary, the owner or operator shall determine the moisture content of the exhaust gas and develop an algorithm to enable correction of the monitoring results to a dry basis (0% moisture). [Rules 62-4.070(3), 62-210.200(BACT), F.A.C]

28. CEMS Data Requirements for BACT Standards:

*{Permitting Note: The following conditions apply only to the SIP-based NO<sub>x</sub> emissions standards specified in Condition Nos. 10-11 of this section. These requirements cannot vary or supersede any federal provision of the NSPS, or Acid Rain programs. Additional reporting and monitoring may be required by the individual subparts.}*

- a. *Data Collection*: Except for continuous monitoring system breakdowns, repairs, calibration checks, and zero and span adjustments, emissions shall be monitored and recorded during all operation including startup, shutdown, and malfunction.
- b. *Operating Hours and Operating Days*: An hour is the 60-minute period beginning at the top of each hour. Any hour during which an emissions unit is in operation for more than 15 minutes is an operating hour for that emission unit. A day is the 24-hour period from midnight to midnight. Any day with at least one operating hour for an emissions unit is an operating day for that emission unit.
- c. *Valid Hour*: Each CEMS shall be designed and operated to sample, analyze, and record data evenly spaced over the hour at a minimum of one measurement per minute. All valid measurements collected during an hour shall be used to calculate a 1-hour block average that begins at the top of each hour.
  - 1) Hours that are **not operating** hours are **not valid** hours.
  - 2) For each operating hour, the 1-hour block average shall be computed from at least two data points separated by a minimum of 15 minutes. If less than two such data points are available, there is insufficient data and the 1-hour block average is not valid.
  - 3) During fuel switching an hour in which fuel oil is fired is attributed towards compliance with the permit standards for oil firing.
- d. *24-hour Block Averages*: A 24-hour block shall begin at midnight of each operating day and shall be calculated from 24 consecutive valid hourly average concentration values. If a unit operates less than 24 hours during the block, or there are less than 24 valid hourly averages available, the 24-hour block average shall be the average of all available valid hourly average concentration values for the 24-hour block. *{Permitting Note: For purposes of determining compliance with the 24-hour CEMS standards, the missing data substitution methodology of 40 CFR Part 75, Subpart D, shall not be utilized. Instead, the 24-hour block average shall be determined using the remaining hourly data in the 24-hour block and periods of missing CEMS data are to be reported as monitor downtime in the excess emissions and monitoring performance reports. For example, the "24-hr block average" may consist of only 6 valid operating hours for the day.}*
- e. *Data Exclusion*: Each CEMS shall monitor and record emissions during all operations including episodes of startup, shutdown, malfunction, DLN tuning, and fuel switches. Some of the CEMS emissions data recorded during these episodes may be excluded from the corresponding CEMS compliance demonstration subject to the provisions of conditions 23 and 24 of this subsection.

## SECTION 3. EMISSIONS UNIT SPECIFIC CONDITIONS (DRAFT PERMIT)

### A. Simple Cycle Combustion Turbines (EU-005 and 006)

- f. *Availability*: The quarterly excess emissions report shall identify monitor availability for each quarter in which the unit operated. Monitor availability for the CEMS shall be 95% or greater in any calendar quarter in which the unit operated for more than 760 hours. In the event the applicable availability is not achieved, the permittee shall provide the Department with a report identifying the problems in achieving the required availability and a plan of corrective actions that will be taken to achieve 95% availability. The permittee shall implement the reported corrective actions within the next calendar quarter. Failure to take corrective actions or continued failure to achieve the minimum monitor availability shall be violations of this permit, except as otherwise authorized by the Department's Compliance Authority.

[Rules 62-4.070(3) and 62-210.200(BACT), F.A.C.]

#### CEMS REQUIREMENTS FOR ANNUAL EMISSIONS

29. CEMS Annual Emissions Requirement: The owner or operator shall use data from the NO<sub>x</sub> CEMS when calculating annual emissions for purposes of computing actual emissions, baseline actual emissions, and net emissions increase, as defined at Rule 62-210.200, F.A.C., and for purposes of computing emissions pursuant to the reporting requirements of Rule 62-210.370(3), F.A.C. In computing the emissions of a pollutant, the owner or operator shall account for the emissions during periods of startup and shutdown of the emissions unit. [Rules 62-210.200, and 62-210.370(3), F.A.C.]

#### REPORTING AND RECORD KEEPING REQUIREMENTS

30. Monitoring of Capacity: The permittee shall monitor and record the operating rate of the combustion turbines on a daily average basis, considering the number of hours of operation during each day (including the times of startup, shutdown, malfunction, DLN tuning, and fuel switching). Such monitoring shall be made by monitoring daily rates of consumption and heat content of each allowable fuel in accordance with the provisions of 40 CFR 75 Appendix D. [Rules 62-4.070(3) and 62-210.200(BACT), F.A.C.]
31. Monthly Operations Summary: By the 15th calendar day of each month, the permittee shall record the following for each fuel in a written or electronic log for the combustion turbines for the previous month of operation: fuel consumption, hours of operation on each fuel, and the updated calendar year totals for each. Information recorded and stored as an electronic file shall be available for inspection and printing within at least three days of a request by the Department. The fuel consumption shall be monitored in accordance with the provisions of 40 CFR 75 Appendix D. [Rules 62-4.070(3) and 62-210.200(BACT), F.A.C.]
32. Fuel Sulfur Records: The permittee shall demonstrate compliance with the fuel sulfur limits specified in this permit by maintaining the following records of the sulfur contents.
- a. *Natural Gas Sulfur Limit*: Compliance with the fuel sulfur limit for natural gas shall be demonstrated by keeping reports obtained from the vendor indicating the average sulfur content of the natural gas being supplied from the pipeline for each month of operation. Methods for determining the sulfur content of the natural gas shall be ASTM methods D4084-82, D4468-85, D5504-01, D6228-98 and D6667-01, D3246-81 or more recent versions.
- b. *Distillate Fuel Oil Sulfur Limit*: Compliance with the distillate fuel oil sulfur limit shall be demonstrated by taking a sample, analyzing the sample for fuel sulfur, and reporting the results to each Compliance Authority before initial startup. Sampling the fuel oil sulfur content shall be conducted in accordance with ASTM D4057-88, Standard Practice for Manual Sampling of Petroleum and Petroleum Products, and one of the following test methods for sulfur in petroleum products: ASTM methods D5453-00, D129-91, D1552-90, D2622-94, or D4294-90. More recent versions of these methods may be used. For each subsequent fuel delivery, the permittee shall maintain a permanent file of the



### SECTION 3. EMISSIONS UNIT SPECIFIC CONDITIONS (DRAFT PERMIT)

---

#### A. Simple Cycle Combustion Turbines (EU-005 and 006)

certified fuel sulfur analysis from the fuel vendor. At the request of the Compliance Authority, the permittee shall perform additional sampling and analysis for the fuel sulfur content.

The above methods shall be used to determine the fuel sulfur content in conjunction with the provisions of 40 CFR 75 Appendix D. [Rules 62-4.070(3) and 62-4.160(15), F.A.C.]

33. Emissions Performance Test Reports: A report indicating the results of any required emissions performance test shall be submitted to the Compliance Authority no later than 45 days after completion of the last test run. The test report shall provide sufficient detail on the tested emission unit and the procedures used to allow the Department to determine if the test was properly conducted and if the test results were properly computed. At a minimum, the test report shall provide the applicable information listed in Rule 62-297.310(8)(c), F.A.C. and in Appendix D of this permit. [Rule 62-297.310(8), F.A.C.].

34. Excess Emissions Reporting:

a. *Malfunction Notification*: If emissions in excess of a standard (subject to the specified averaging period) occur due to malfunction, the permittee shall notify the Compliance Authority within (1) working day of: the nature, extent, and duration of the excess emissions; the cause of the excess emissions; and the actions taken to correct the problem. In addition, the Department may request a written summary report of the incident.

b. *SIP Quarterly Report*: Within 30 days following the end of each calendar-quarter, the permittee shall submit a report to the Compliance Authority summarizing periods of NO<sub>x</sub> emissions in excess of the BACT permit standard following the NSPS format in 40 CFR 60.7(c), Subpart A. A summary of data excluded from SIP compliance calculations should also be provided. In addition, the report shall summarize the NO<sub>x</sub> CEMS system monitor availability for the previous quarter.

[Rules 62-4.130, 62-204.800, 62-210.700(6) and 62-212.400(BACT), F.A.C., and 40 CFR 60.7 and 60.4375]

35. Annual Operating Report: The permittee shall submit an annual report that summarizes the actual operating hours and emissions from this facility in accordance with 62-210.370. Annual operating reports shall be submitted to the Compliance Authority by March 1st of each year. [Rule 62-210.370(2), F.A.C.]

### SECTION 3. EMISSIONS UNIT SPECIFIC CONDITIONS (DRAFT PERMIT)

#### B. EU Description (EU-007)

This section of the permit addresses the following emissions unit.

ID	Emission Unit Description
007	2.5 MW Emergency Generator

#### NSPS APPLICABILITY

1. NSPS Subpart IIII Applicability: This emergency generator is a Stationary Compression Ignition Internal Combustion Engine (Stationary ICE) and is subject to 40 CFR 60, Subpart IIII. The applicant shall comply with 40 CFR 60, Subpart IIII only to the extent that the regulations apply to the emission unit and its operations (e.g. non-road, emergency, displacement, capacity and model year selected).

[40 CFR 60, Subpart IIII - Standards of Performance for Stationary Compression Ignition Internal Combustion Engines; Proposed Rule- Federal Register Vol. 70, No. 131, July 11, 2006 and effective on September 11, 2006.]

#### EQUIPMENT SPECIFICATIONS

2. Equipment: The permittee is authorized to install, operate, and maintain one 2.5 MW ULSFO powered emergency generator. [Applicant Request; Rule 62-210.200(PTE), F.A.C.]

#### EMISSIONS AND PERFORMANCE REQUIREMENTS

3. Hours of Operation and Fuel Specifications: The hours of operation shall not exceed 500 hours per year. The generator is allowed to burn 0.0015% ULSFO. [Applicant Request; Rule 62-210.200(PTE), F.A.C.]
4. Fuel: Total fuel consumption of the emergency generator and four ancillary generators shall be no more than 77,750 gallons of ULSFO per year. [Application No. 1010373-007-AC]
5. Emergency Generator BACT Emissions Limit:

NO <sub>x</sub>	CO	Hydrocarbons <sup>1</sup>	SO <sub>2</sub>	PM/PM <sub>10</sub>
6.9 gram per horsepower-hour (g/hp-hr)	8.5 g/hp-hr	1.0 g/hp-hr	0.0015% ULSFO	0.4 g/hp-hr

Note 1. Hydrocarbons are surrogate for VOC.

6. Emergency Generators Testing Requirements: Each unit shall be stack tested to demonstrate initial compliance with the emission standards for CO, NO<sub>x</sub> and visible emissions. The tests shall be conducted within 60 days after achieving the maximum production rate at which the unit will be operated, but not later than 180 days after the initial startup of each combined cycle unit. As an alternative, an EPA Certification of emissions characteristics of the purchased model that are at least as stringent as the BACT values and the use of ULS fuel oil can be used to fulfill this requirement.

[Rule 62-297.310(7)(a)1, F.A.C.; 40 CFR 60.8 and 40 CFR 60.4211]

**SECTION 3. EMISSIONS UNIT SPECIFIC CONDITIONS (DRAFT PERMIT)**

**B. EU Description (EU-007)**

Test Methods: Any required tests shall be performed in accordance with the following reference methods.

<b>Method</b>	<b>Description of Method and Comments</b>
7E	Determination of Nitrogen Oxide Emissions from Stationary Sources
9	Visual Determination of the Opacity of Emissions from Stationary Sources
10	Determination of Carbon Monoxide Emissions from Stationary Sources {Notes: The method shall be based on a continuous sampling train.}

**NOTIFICATION, REPORTING AND RECORDS**

7. Notifications: Initial notification are required pursuant to 40 CFR 60.7, 40 CFR 63.9, and 40 CFR 63.6590 (b) (i) for the 2.5 MW emergency generator.
8. Reporting: The permittee shall maintain records of the amount of liquid fuel used. These records shall be submitted to the Compliance Authority on an annual basis or upon request. [Rule 62-4.070(3), F.A.C.]

## SECTION 4. APPENDICES

---

### CONTENTS

Appendix A. Citation Formats and Glossary of Common Terms

Appendix B. General Conditions

Appendix C. Common Conditions

Appendix D. Common Testing Requirements

Appendix E. Summary of Best Available Control Technology Determinations

Appendix F. NSPS Subpart A, General Provisions

Appendix G. NSPS Subpart KKKK, Requirements for Stationary Combustion Turbines

Appendix H. NSPS Subpart IIII Standards of Performance for Stationary Compression Ignition Internal Combustion Engines

**SECTION 4. APPENDIX A**  
**CITATION FORMATS AND GLOSSARY OF COMMON TERMS**

---

**CITATION FORMATS**

The following illustrate the formats used in the permit to identify applicable requirements from permits and regulations.

**Old Permit Numbers**

Example: Permit No. AC50-123456 or Permit No. AO50-123456

Where: “AC” identifies the permit as an Air Construction Permit  
“AO” identifies the permit as an Air Operation Permit  
“123456” identifies the specific permit project number

**New Permit Numbers**

Example: Permit Nos. 099-2222-001-AC, 099-2222-001-AF, 099-2222-001-AO, or 099-2222-001-AV

Where: “099” represents the specific county ID number in which the project is located  
“2222” represents the specific facility ID number for that county  
“001” identifies the specific permit project number  
“AC” identifies the permit as an air construction permit  
“AF” identifies the permit as a minor source federally enforceable state operation permit  
“AO” identifies the permit as a minor source air operation permit  
“AV” identifies the permit as a major Title V air operation permit

**PSD Permit Numbers**

Example: Permit No. PSD-FL-317

Where: “PSD” means issued pursuant to the preconstruction review requirements of the Prevention of Significant Deterioration of Air Quality  
“FL” means that the permit was issued by the State of Florida  
“317” identifies the specific permit project number

**Florida Administrative Code (F.A.C.)**

Example: [Rule 62-213.205, F.A.C.]

Means: Title 62, Chapter 213, Rule 205 of the Florida Administrative Code

**Code of Federal Regulations (CFR)**

Example: [40 CFR 60.7]

Means: Title 40, Part 60, Section 7

**GLOSSARY OF COMMON TERMS**

° F: degrees Fahrenheit

acfm: actual cubic feet per minute

ARMS: Air Resource Management System (Department’s database)

BACT: best available control technology

Btu: British thermal units

**SECTION 4. APPENDIX A**  
**CITATION FORMATS AND GLOSSARY OF COMMON TERMS**

---

**CAM:** compliance assurance monitoring  
**CEMS:** continuous emissions monitoring system  
**cfm:** cubic feet per minute  
**CFR:** Code of Federal Regulations  
**CO:** carbon monoxide  
**COMS:** continuous opacity monitoring system  
**DEP:** Department of Environmental Protection  
**Department:** Department of Environmental Protection  
**dscfm:** dry standard cubic feet per minute  
**EPA:** Environmental Protection Agency  
**ESP:** electrostatic precipitator (control system for reducing particulate matter)  
**EU:** emissions unit  
**F.A.C.:** Florida Administrative Code  
**F.D.:** forced draft  
**F.S.:** Florida Statutes  
**FGR:** flue gas recirculation  
**Fl:** fluoride  
**ft<sup>2</sup>:** square feet  
**ft<sup>3</sup>:** cubic feet  
**gpm:** gallons per minute  
**gr:** grains  
**HAP:** hazardous air pollutant  
**Hg:** mercury  
**I.D.:** induced draft  
**ID:** identification  
**kPa:** kilopascals  
**lb:** pound  
**MACT:** maximum achievable technology  
**MMBtu:** million British thermal units  
**MSDS:** material safety data sheets  
**MW:** megawatt  
**NESHAP:** National Emissions Standards for Hazardous Air Pollutants  
**NO<sub>x</sub>:** nitrogen oxides  
**NSPS:** New Source Performance Standards  
**O&M:** operation and maintenance

**SECTION 4. APPENDIX A**  
**CITATION FORMATS AND GLOSSARY OF COMMON TERMS**

---

**O<sub>2</sub>**: oxygen

**Pb**: lead

**PM**: particulate matter

**PM<sub>10</sub>**: particulate matter with a mean aerodynamic diameter of 10 microns or less

**PSD**: prevention of significant deterioration

**psi**: pounds per square inch

**PTE**: potential to emit

**RACT**: reasonably available control technology

**RATA**: relative accuracy test audit

**SAM**: sulfuric acid mist

**scf**: standard cubic feet

**scfm**: standard cubic feet per minute

**SIC**: standard industrial classification code

**SNCR**: selective non-catalytic reduction (control system used for reducing emissions of nitrogen oxides)

**SO<sub>2</sub>**: sulfur dioxide

**TPH**: tons per hour

**TPY**: tons per year

**UTM**: Universal Transverse Mercator coordinate system

**VE**: visible emissions

**VOC**: volatile organic compounds

**SECTION 4. APPENDIX B**  
**GENERAL CONDITIONS**

---

The permittee shall comply with the following general conditions from Rule 62-4.160, F.A.C.

1. The terms, conditions, requirements, limitations, and restrictions set forth in this permit are "Permit Conditions" and are binding and enforceable pursuant to Sections 403.161, 403.727, or 403.859 through 403.861, F.S. The permittee is placed on notice that the Department will review this permit periodically and may initiate enforcement action for any violation of these conditions.
2. This permit is valid only for the specific processes and operations applied for and indicated in the approved drawings or exhibits. Any unauthorized deviation from the approved drawings, exhibits, specifications, or conditions of this permit may constitute grounds for revocation and enforcement action by the Department.
3. As provided in Subsections 403.087(6) and 403.722(5), F.S., the issuance of this permit does not convey and vested rights or any exclusive privileges. Neither does it authorize any injury to public or private property or any invasion of personal rights, nor any infringement of federal, state or local laws or regulations. This permit is not a waiver or approval of any other Department permit that may be required for other aspects of the total project which are not addressed in the permit.
4. This permit conveys no title to land or water, does not constitute State recognition or acknowledgment of title, and does not constitute authority for the use of submerged lands unless herein provided and the necessary title or leasehold interests have been obtained from the State. Only the Trustees of the Internal Improvement Trust Fund may express State opinion as to title.
5. This permit does not relieve the permittee from liability for harm or injury to human health or welfare, animal, or plant life, or property caused by the construction or operation of this permitted source, or from penalties therefore; nor does it allow the permittee to cause pollution in contravention of F.S. and Department rules, unless specifically authorized by an order from the Department.
6. The permittee shall properly operate and maintain the facility and systems of treatment and control (and related appurtenances) that are installed or used by the permittee to achieve compliance with the conditions of this permit, as required by Department rules. This provision includes the operation of backup or auxiliary facilities or similar systems when necessary to achieve compliance with the conditions of the permit and when required by Department rules.
7. The permittee, by accepting this permit, specifically agrees to allow authorized Department personnel, upon presentation of credentials or other documents as may be required by law and at a reasonable time, access to the premises, where the permitted activity is located or conducted to:
  - a. Have access to and copy and records that must be kept under the conditions of the permit;
  - b. Inspect the facility, equipment, practices, or operations regulated or required under this permit, and,
  - c. Sample or monitor any substances or parameters at any location reasonably necessary to assure compliance with this permit or Department rules.

Reasonable time may depend on the nature of the concern being investigated.

8. If, for any reason, the permittee does not comply with or will be unable to comply with any condition or limitation specified in this permit, the permittee shall immediately provide the Department with the following information:
  - a. A description of and cause of non-compliance; and
  - b. The period of noncompliance, including dates and times; or, if not corrected, the anticipated time the non-compliance is expected to continue, and steps being taken to reduce, eliminate, and prevent recurrence of the non-compliance.

The permittee shall be responsible for any and all damages which may result and may be subject to enforcement action by the Department for penalties or for revocation of this permit.

9. In accepting this permit, the permittee understands and agrees that all records, notes, monitoring data and other information relating to the construction or operation of this permitted source which are submitted to the Department may be used by the Department as evidence in any enforcement case involving the permitted source arising under the F.S. or Department rules, except where such use is prescribed by Sections 403.73 and 403.111, F.S.. Such evidence



**SECTION 4. APPENDIX B**  
**GENERAL CONDITIONS**

---

shall only be used to the extent it is consistent with the Florida Rules of Civil Procedure and appropriate evidentiary rules.

10. The permittee agrees to comply with changes in Department rules and F.S. after a reasonable time for compliance, provided, however, the permittee does not waive any other rights granted by F.S. or Department rules.
11. This permit is transferable only upon Department approval in accordance with Rules 62-4.120 and 62-730.300, F.A.C., as applicable. The permittee shall be liable for any non-compliance of the permitted activity until the transfer is approved by the Department.
12. This permit or a copy thereof shall be kept at the work site of the permitted activity.
13. This permit also constitutes:
  - a. Determination of Best Available Control Technology (applicable);
  - b. Determination of Prevention of Significant Deterioration (applicable); and
  - c. Compliance with New Source Performance Standards (not applicable).
14. The permittee shall comply with the following:
  - a. Upon request, the permittee shall furnish all records and plans required under Department rules. During enforcement actions, the retention period for all records will be extended automatically unless otherwise stipulated by the Department.
  - b. The permittee shall hold at the facility or other location designated by this permit records of all monitoring information (including all calibration and maintenance records and all original strip chart recordings for continuous monitoring instrumentation) required by the permit, copies of all reports required by this permit, and records of all data used to complete the application or this permit. These materials shall be retained at least three years from the date of the sample, measurement, report, or application unless otherwise specified by Department rule.
  - c. Records of monitoring information shall include:
    - 1) The date, exact place, and time of sampling or measurements;
    - 2) The person responsible for performing the sampling or measurements;
    - 3) The dates analyses were performed;
    - 4) The person responsible for performing the analyses;
    - 5) The analytical techniques or methods used; and
    - 6) The results of such analyses.
15. When requested by the Department, the permittee shall within a reasonable time furnish any information required by law which is needed to determine compliance with the permit. If the permittee becomes aware that relevant facts were not submitted or were incorrect in the permit application or in any report to the Department, such facts or information shall be corrected promptly.

**SECTION 4. APPENDIX C**  
**COMMON CONDITIONS**

---

Unless otherwise specified in the permit, the following conditions apply to all emissions units and activities at the facility.

**EMISSIONS AND CONTROLS**

1. Plant Operation - Problems: If temporarily unable to comply with any of the conditions of the permit due to breakdown of equipment or destruction by fire, wind or other cause, the permittee shall notify each Compliance Authority as soon as possible, but at least within one working day, excluding weekends and holidays. The notification shall include: pertinent information as to the cause of the problem; steps being taken to correct the problem and prevent future recurrence; and, where applicable, the owner's intent toward reconstruction of destroyed facilities. Such notification does not release the permittee from any liability for failure to comply with the conditions of this permit or the regulations. [Rule 62-4.130, F.A.C.]
2. Circumvention: The permittee shall not circumvent the air pollution control equipment or allow the emission of air pollutants without this equipment operating properly. [Rule 62-210.650, F.A.C.]
3. Excess Emissions Allowed: Excess emissions resulting from startup, shutdown or malfunction of any emissions unit shall be permitted providing (1) best operational practices to minimize emissions are adhered to and (2) the duration of excess emissions shall be minimized but in no case exceed two hours in any 24 hour period unless specifically authorized by the Department for longer duration. [Rule 62-210.700(1), F.A.C.]
4. Excess Emissions Prohibited: Excess emissions caused entirely or in part by poor maintenance, poor operation, or any other equipment or process failure that may reasonably be prevented during startup, shutdown or malfunction shall be prohibited. [Rule 62-210.700(4), F.A.C.]
5. Excess Emissions - Notification: In case of excess emissions resulting from malfunctions, the permittee shall notify the Department or the appropriate Local Program in accordance with Rule 62-4.130, F.A.C. A full written report on the malfunctions shall be submitted in a quarterly report, if requested by the Department. [Rule 62-210.700(6), F.A.C.]
6. VOC or OS Emissions: No person shall store, pump, handle, process, load, unload or use in any process or installation, volatile organic compounds (VOC) or organic solvents (OS) without applying known and existing vapor emission control devices or systems deemed necessary and ordered by the Department. [Rule 62-296.320(1), F.A.C.]
7. Objectionable Odor Prohibited: No person shall cause, suffer, allow or permit the discharge of air pollutants, which cause or contribute to an objectionable odor. An "objectionable odor" means any odor present in the outdoor atmosphere which by itself or in combination with other odors, is or may be harmful or injurious to human health or welfare, which unreasonably interferes with the comfortable use and enjoyment of life or property, or which creates a nuisance. [Rules 62-296.320(2) and 62-210.200(Definitions), F.A.C.]
8. General Visible Emissions: No person shall cause, let, permit, suffer or allow to be discharged into the atmosphere the emissions of air pollutants from any activity equal to or greater than 20% opacity. This regulation does not impose a specific testing requirement. [Rule 62-296.320(4)(b)1, F.A.C.]
9. Unconfined Particulate Emissions: During the construction period, unconfined particulate matter emissions shall be minimized by dust suppressing techniques such as covering and/or application of water or chemicals to the affected areas, as necessary. [Rule 62-296.320(4)(c), F.A.C.]

*{Permitting Note: Rule 62-210.700 (Excess Emissions), F.A.C., cannot vary any NSPS or NESHAP provision.}*

**RECORDS AND REPORTS**

10. Records Retention: All measurements, records, and other data required by this permit shall be documented in a permanent, legible format and retained for at least 5 years following the date on which such measurements, records, or data are recorded. Records shall be made available to the Department upon request. [Rule 62-213.440(1)(b)2, F.A.C.]
11. Annual Operating Report: The permittee shall submit an annual report that summarizes the actual operating rates and emissions from this facility. Annual operating reports shall be submitted to the Compliance Authority by March 1st of each year. [Rule 62-210.370(3), F.A.C.]

**SECTION 4. APPENDIX D**  
**COMMON TESTING REQUIREMENTS**

---

Unless otherwise specified in the permit, the following testing requirements apply to all emissions units at the facility.

**COMPLIANCE TESTING REQUIREMENTS**

1. **Required Number of Test Runs:** For mass emission limitations, a compliance test shall consist of three complete and separate determinations of the total air pollutant emission rate through the test section of the stack or duct and three complete and separate determinations of any applicable process variables corresponding to the three distinct time periods during which the stack emission rate was measured; provided, however, that three complete and separate determinations shall not be required if the process variables are not subject to variation during a compliance test, or if three determinations are not necessary in order to calculate the unit's emission rate. The three required test runs shall be completed within one consecutive five-day period. In the event that a sample is lost or one of the three runs must be discontinued because of circumstances beyond the control of the owner or operator, and a valid third run cannot be obtained within the five-day period allowed for the test, the Secretary or his or her designee may accept the results of two complete runs as proof of compliance, provided that the arithmetic mean of the two complete runs is at least 20% below the allowable emission limiting standard. [Rule 62-297.310(1), F.A.C.]
2. **Operating Rate During Testing:** Testing of emissions shall be conducted with the emissions unit operating at permitted capacity. If it is impractical to test at permitted capacity, an emissions unit may be tested at less than the maximum permitted capacity; in this case, subsequent emissions unit operation is limited to 110 percent of the test rate until a new test is conducted. Once the unit is so limited, operation at higher capacities is allowed for no more than 15 consecutive days for the purpose of additional compliance testing to regain the authority to operate at the permitted capacity. Permitted capacity is defined as 90 to 100 percent of the maximum operation rate allowed by the permit. [Rule 62-297.310(2), F.A.C.]
3. **Calculation of Emission Rate:** For each emissions performance test, the indicated emission rate or concentration shall be the arithmetic average of the emission rate or concentration determined by each of the three separate test runs unless otherwise specified in a particular test method or applicable rule. [Rule 62-297.310(3), F.A.C.]
4. **Applicable Test Procedures**
  - a. **Required Sampling Time.**
    - (1) Unless otherwise specified in the applicable rule, the required sampling time for each test run shall be no less than one hour and no greater than four hours, and the sampling time at each sampling point shall be of equal intervals of at least two minutes.
    - (2) **Opacity Compliance Tests.** When either EPA Method 9 or DEP Method 9 is specified as the applicable opacity test method, the required minimum period of observation for a compliance test shall be sixty (60) minutes for emissions units which emit or have the potential to emit 100 tons per year or more of particulate matter, and thirty (30) minutes for emissions units which have potential emissions less than 100 tons per year of particulate matter and are not subject to a multiple-valued opacity standard. The opacity test observation period shall include the period during which the highest opacity emissions can reasonably be expected to occur. Exceptions to these requirements are as follows:
      - (a) For batch, cyclical processes, or other operations which are normally completed within less than the minimum observation period and do not recur within that time, the period of observation shall be equal to the duration of the batch cycle or operation completion time.
      - (b) The observation period for special opacity tests that are conducted to provide data to establish a surrogate standard pursuant to Rule 62-297.310(5)(k), F.A.C., Waiver of Compliance Test Requirements, shall be established as necessary to properly establish the relationship between a proposed surrogate standard and an existing mass emission limiting standard.
      - (c) The minimum observation period for opacity tests conducted by employees or agents of the Department to verify the day-to-day continuing compliance of a unit or activity with an applicable opacity standard shall be twelve minutes.
  - b. **Minimum Sample Volume.** Unless otherwise specified in the applicable rule or test method, the minimum sample volume per run shall be 25 dry standard cubic feet.

**SECTION 4. APPENDIX D**  
**COMMON TESTING REQUIREMENTS**

---

- c. *Calibration of Sampling Equipment.* Calibration of the sampling train equipment shall be conducted in accordance with the schedule shown in Table 297.310-1, F.A.C.
- d. *Allowed Modification to EPA Method 5.* When EPA Method 5 is required, the following modification is allowed: the heated filter may be separated from the impingers by a flexible tube.

[Rule 62-297.310(4), F.A.C.]

5. Determination of Process Variables

- a. *Required Equipment.* The owner or operator of an emissions unit for which compliance tests are required shall install, operate, and maintain equipment or instruments necessary to determine process variables, such as process weight input or heat input, when such data are needed in conjunction with emissions data to determine the compliance of the emissions unit with applicable emission limiting standards.
- b. *Accuracy of Equipment.* Equipment or instruments used to directly or indirectly determine process variables, including devices such as belt scales, weight hoppers, flow meters, and tank scales, shall be calibrated and adjusted to indicate the true value of the parameter being measured with sufficient accuracy to allow the applicable process variable to be determined within 10% of its true value.

[Rule 62-297.310(5), F.A.C.]

6. Sampling Facilities: The permittee shall install permanent stack sampling ports and provide sampling facilities that meet the requirements of Rule 62-297.310(6), F.A.C. Sampling facilities include sampling ports, work platforms, access to work platforms, electrical power, and sampling equipment support. All stack sampling facilities must also comply with all applicable Occupational Safety and Health Administration (OSHA) Safety and Health Standards described in 29 CFR Part 1910, Subparts D and E.

- a. *Permanent Test Facilities.* The owner or operator of an emissions unit for which a compliance test, other than a visible emissions test, is required on at least an annual basis, shall install and maintain permanent stack sampling facilities.
- b. *Temporary Test Facilities.* The owner or operator of an emissions unit that is not required to conduct a compliance test on at least an annual basis may use permanent or temporary stack sampling facilities. If the owner chooses to use temporary sampling facilities on an emissions unit, and the Department elects to test the unit, such temporary facilities shall be installed on the emissions unit within 5 days of a request by the Department and remain on the emissions unit until the test is completed.
- c. *Sampling Ports.*
  - (1) All sampling ports shall have a minimum inside diameter of 3 inches.
  - (2) The ports shall be capable of being sealed when not in use.
  - (3) The sampling ports shall be located in the stack at least 2 stack diameters or equivalent diameters downstream and at least 0.5 stack diameter or equivalent diameter upstream from any fan, bend, constriction or other flow disturbance.
  - (4) For emissions units for which a complete application to construct has been filed prior to December 1, 1980, at least two sampling ports, 90 degrees apart, shall be installed at each sampling location on all circular stacks that have an outside diameter of 15 feet or less. For stacks with a larger diameter, four sampling ports, each 90 degrees apart, shall be installed. For emissions units for which a complete application to construct is filed on or after December 1, 1980, at least two sampling ports, 90 degrees apart, shall be installed at each sampling location on all circular stacks that have an outside diameter of 10 feet or less. For stacks with larger diameters, four sampling ports, each 90 degrees apart, shall be installed. On horizontal circular ducts, the ports shall be located so that the probe can enter the stack vertically, horizontally or at a 45 degree angle.
  - (5) On rectangular ducts, the cross sectional area shall be divided into the number of equal areas in accordance with EPA Method 1. Sampling ports shall be provided which allow access to each sampling point. The ports shall be located so that the probe can be inserted perpendicular to the gas flow.

**SECTION 4. APPENDIX D**  
**COMMON TESTING REQUIREMENTS**

---

d. *Work Platforms.*

- (1) Minimum size of the working platform shall be 24 square feet in area. Platforms shall be at least 3 feet wide.
- (2) On circular stacks with 2 sampling ports, the platform shall extend at least 110 degrees around the stack.
- (3) On circular stacks with more than two sampling ports, the work platform shall extend 360 degrees around the stack.
- (4) All platforms shall be equipped with an adequate safety rail (ropes are not acceptable), toe board, and hinged floor-opening cover if ladder access is used to reach the platform. The safety rail directly in line with the sampling ports shall be removable so that no obstruction exists in an area 14 inches below each sample port and 6 inches on either side of the sampling port.

e. *Access to Work Platform.*

- (1) Ladders to the work platform exceeding 15 feet in length shall have safety cages or fall arresters with a minimum of 3 compatible safety belts available for use by sampling personnel.
- (2) Walkways over free-fall areas shall be equipped with safety rails and toe boards.

f. *Electrical Power.*

- (1) A minimum of two 120-volt AC, 20-amp outlets shall be provided at the sampling platform within 20 feet of each sampling port.
- (2) If extension cords are used to provide the electrical power, they shall be kept on the plant's property and be available immediately upon request by sampling personnel.

g. *Sampling Equipment Support.*

- (1) A three-quarter inch eyebolt and an angle bracket shall be attached directly above each port on vertical stacks and above each row of sampling ports on the sides of horizontal ducts.
  - (a) The bracket shall be a standard 3 inch × 3 inch × one-quarter inch equal-legs bracket which is 1 and one-half inches wide. A hole that is one-half inch in diameter shall be drilled through the exact center of the horizontal portion of the bracket. The horizontal portion of the bracket shall be located 14 inches above the centerline of the sampling port.
  - (b) A three-eighth inch bolt which protrudes 2 inches from the stack may be substituted for the required bracket. The bolt shall be located 15 and one-half inches above the centerline of the sampling port.
  - (c) The three-quarter inch eyebolt shall be capable of supporting a 500 pound working load. For stacks that are less than 12 feet in diameter, the eyebolt shall be located 48 inches above the horizontal portion of the angle bracket. For stacks that are greater than or equal to 12 feet in diameter, the eyebolt shall be located 60 inches above the horizontal portion of the angle bracket. If the eyebolt is more than 120 inches above the platform, a length of chain shall be attached to it to bring the free end of the chain to within safe reach from the platform.
- (2) A complete monorail or dual rail arrangement may be substituted for the eyebolt and bracket.
- (3) When the sample ports are located in the top of a horizontal duct, a frame shall be provided above the port to allow the sample probe to be secured during the test.

[Rule 62-297.310(6), F.A.C.]

7. Frequency of Compliance Tests: The following provisions apply only to those emissions units that are subject to an emissions limiting standard for which compliance testing is required.

a. *General Compliance Testing.*

1. The owner or operator of a new or modified emissions unit that is subject to an emission limiting standard shall conduct a compliance test that demonstrates compliance with the applicable emission limiting standard prior to obtaining an operation permit for such emissions unit.

**SECTION 4. APPENDIX D**  
**COMMON TESTING REQUIREMENTS**

---

2. For excess emission limitations for particulate matter specified in Rule 62-210.700, F.A.C., a compliance test shall be conducted annually while the emissions unit is operating under soot blowing conditions in each federal fiscal year during which soot blowing is part of normal emissions unit operation, except that such test shall not be required in any federal fiscal year in which a fossil fuel steam generator does not burn liquid and/or solid fuel for more than 400 hours other than during startup.
  3. The owner or operator of an emissions unit that is subject to any emission limiting standard shall conduct a compliance test that demonstrates compliance with the applicable emission limiting standard prior to obtaining a renewed operation permit. Emissions units that are required to conduct an annual compliance test may submit the most recent annual compliance test to satisfy the requirements of this provision. In renewing an air operation permit pursuant to sub-subparagraph 62-210.300(2)(a)3.b., c., or d., F.A.C., the Department shall not require submission of emission compliance test results for any emissions unit that, during the year prior to renewal:
    - (a) Did not operate; or
    - (b) In the case of a fuel burning emissions unit, burned liquid and/or solid fuel for a total of no more than 400 hours,
  4. During each federal fiscal year (October 1 – September 30), unless otherwise specified by rule, order, or permit, the owner or operator of each emissions unit shall have a formal compliance test conducted for:
    - (a) Visible emissions, if there is an applicable standard;
    - (b) Each of the following pollutants, if there is an applicable standard, and if the emissions unit emits or has the potential to emit: 5 tons per year or more of lead or lead compounds measured as elemental lead; 30 tons per year or more of acrylonitrile; or 100 tons per year or more of any other regulated air pollutant; and
    - (c) c. Each NESHAP pollutant, if there is an applicable emission standard.
  5. An annual compliance test for particulate matter emissions shall not be required for any fuel burning emissions unit that, in a federal fiscal year, does not burn liquid and/or solid fuel, other than during startup, for a total of more than 400 hours.
  6. For fossil fuel steam generators on a semi-annual particulate matter emission compliance testing schedule, a compliance test shall not be required for any six-month period in which liquid and/or solid fuel is not burned for more than 200 hours other than during startup.
  7. For emissions units electing to conduct particulate matter emission compliance testing quarterly pursuant to paragraph 62-296.405(2)(a), F.A.C., a compliance test shall not be required for any quarter in which liquid and/or solid fuel is not burned for more than 100 hours other than during startup.
  8. Any combustion turbine that does not operate for more than 400 hours per year shall conduct a visible emissions compliance test once per each five-year period, coinciding with the term of its air operation permit.
  9. The owner or operator shall notify the Department, at least 15 days prior to the date on which each formal compliance test is to begin, of the date, time, and place of each such test, and the test contact person who will be responsible for coordinating and having such test conducted for the owner or operator.
  10. An annual compliance test conducted for visible emissions shall not be required for units exempted from air permitting pursuant to subsection 62-210.300(3), F.A.C.; units determined to be insignificant pursuant to subparagraph 62-213.300(2)(a)1., F.A.C., or paragraph 62-213.430(6)(b), F.A.C.; or units permitted under the General Permit provisions in paragraph 62-210.300(4)(a) or Rule 62-213.300, F.A.C., unless the general permit specifically requires such testing.
- b. *Special Compliance Tests.* When the Department, after investigation, has good reason (such as complaints, increased visible emissions or questionable maintenance of control equipment) to believe that any applicable emission standard contained in a Department rule or in a permit issued pursuant to those rules is being violated, it shall require the owner or operator of the emissions unit to conduct compliance tests which identify the nature and

---

**SECTION 4. APPENDIX D**  
**COMMON TESTING REQUIREMENTS**

---

quantity of pollutant emissions from the emissions unit and to provide a report on the results of said tests to the Department.

- c. *Waiver of Compliance Test Requirements.* If the owner or operator of an emissions unit that is subject to a compliance test requirement demonstrates to the Department, pursuant to the procedure established in Rule 62-297.620, F.A.C., that the compliance of the emissions unit with an applicable weight emission limiting standard can be adequately determined by means other than the designated test procedure, such as specifying a surrogate standard of no visible emissions for particulate matter sources equipped with a bag house or specifying a fuel analysis for sulfur dioxide emissions, the Department shall waive the compliance test requirements for such emissions units and order that the alternate means of determining compliance be used, provided, however, the provisions of paragraph 62-297.310(7)(b), F.A.C., shall apply.

[Rule 62-297.310(7), F.A.C.]

**RECORDS AND REPORTS**

**8. Test Reports:**

- a. The owner or operator of an emissions unit for which a compliance test is required shall file a report with the Department on the results of each such test.
- b. The required test report shall be filed with the Department as soon as practical but no later than 45 days after the last sampling run of each test is completed.
- c. The test report shall provide sufficient detail on the emissions unit tested and the test procedures used to allow the Department to determine if the test was properly conducted and the test results properly computed. As a minimum, the test report, other than for an EPA or DEP Method 9 test, shall provide the following information.
  1. The type, location, and designation of the emissions unit tested.
  2. The facility at which the emissions unit is located.
  3. The owner or operator of the emissions unit.
  4. The normal type and amount of fuels used and materials processed, and the types and amounts of fuels used and material processed during each test run.
  5. The means, raw data and computations used to determine the amount of fuels used and materials processed, if necessary to determine compliance with an applicable emission limiting standard.
  6. The type of air pollution control devices installed on the emissions unit, their general condition, their normal operating parameters (pressure drops, total operating current and GPM scrubber water), and their operating parameters during each test run.
  7. A sketch of the duct within 8 stack diameters upstream and 2 stack diameters downstream of the sampling ports, including the distance to any upstream and downstream bends or other flow disturbances.
  8. The date, starting time and duration of each sampling run.
  9. The test procedures used, including any alternative procedures authorized pursuant to Rule 62-297.620, F.A.C. Where optional procedures are authorized in this chapter, indicate which option was used.
  10. The number of points sampled and configuration and location of the sampling plane.
  11. For each sampling point for each run, the dry gas meter reading, velocity head, pressure drop across the stack, temperatures, average meter temperatures and sample time per point.
  12. The type, manufacturer and configuration of the sampling equipment used.
  13. Data related to the required calibration of the test equipment.
  14. Data on the identification, processing and weights of all filters used.
  15. Data on the types and amounts of any chemical solutions used.

**SECTION 4. APPENDIX D**  
**COMMON TESTING REQUIREMENTS**

---

16. Data on the amount of pollutant collected from each sampling probe, the filters, and the impingers, are reported separately for the compliance test.
17. The names of individuals who furnished the process variable data, conducted the test, analyzed the samples and prepared the report.
18. All measured and calculated data required to be determined by each applicable test procedure for each run.
19. The detailed calculations for one run that relate the collected data to the calculated emission rate.
20. The applicable emission standard and the resulting maximum allowable emission rate for the emissions unit plus the test result in the same form and unit of measure.
21. A certification that, to the knowledge of the owner or his authorized agent, all data submitted are true and correct. When a compliance test is conducted for the Department or its agent, the person who conducts the test shall provide the certification with respect to the test procedures used. The owner or his authorized agent shall certify that all data required and provided to the person conducting the test are true and correct to his knowledge.

[Rule 62-297.310(8), F.A.C.]



**SECTION 4. APPENDIX E**

**SUMMARY OF BEST AVAILABLE CONTROL TECHNOLOGY DETERMINATIONS**

**BACT Determinations for the Simple Cycle Combustion Turbines**

The Department establishes the following standards as the Best Available Control Technology for the simple cycle combustion turbine Units 4 and 5 at the Shady Hills Generating Station.

<b>Pollutant</b>	<b>Emission Standard<sup>e</sup></b>	<b>Averaging Time</b>	<b>Compliance Method</b>	<b>Basis</b>
NO <sub>x</sub> <sup>a</sup> (Gas)	9.0 ppmvd @ 15% O <sub>2</sub>	24-hr block average	CEMS	BACT
	59.0 lb/hr	3 1-hr runs	Stack Test	
NO <sub>x</sub> <sup>a</sup> (Oil)	42.0 ppmvd @ 15% O <sub>2</sub>	4-hr rolling average	CEMS	BACT
	323.0 lb/hr	3 1-hr runs	STACK TEST	
PM/PM <sub>10</sub> <sup>b</sup>	10 % Opacity	6-minute block	VISIBLE EMISSIONS TEST	BACT
	2.0 gr S/100 SCF of gas/ 0.0015 % S fuel oil	N/A	RECORD KEEPING	

- a. Continuous compliance with the 24-hr NO<sub>x</sub> standards shall be demonstrated based on data collected by the required CEMS. The initial and annual EPA Method 7E or Method 20 tests associated with demonstration of compliance with 40 CFR 60, Subpart KKKK or certification of the CEMS instruments shall also be used to demonstrate compliance with the individual standards for natural gas and ULSFO during the time of those tests. NO<sub>x</sub> mass emission rates are at ISO conditions and are defined as oxides of nitrogen expressed as NO<sub>2</sub>.
- b. The sulfur fuel specification combined with the efficient combustion design and operation of the gas turbine represents BACT for PM/PM<sub>10</sub> emissions. Compliance with the fuel specifications, CO standards, and visible emissions standards shall serve as indicators of good combustion. Compliance with the fuel specifications shall be demonstrated by keeping records of the fuel sulfur content. Compliance with the visible emissions standard shall be demonstrated by conducting tests in accordance with EPA Method 9.
- c. The mass emission rate standards are based on a turbine inlet condition of 59°F and using the higher heating value (HHV) of the fuel. Mass emission rate may be adjusted to actual test conditions in accordance with the performance curves and/or equations on file with the Department.

**BACT REVIEW FOR EMERGENCY GENERATOR**

The diesel powered emergency generator is subject to NSPS Subpart A (General Provisions) and NSPS Subpart IIII (Standards of Performance for Stationary Compression Ignition Internal Combustion Engines) of 40 CFR 60. The Department agrees with the applicant that compliance with the applicable NSPS is BACT for the Emergency Generators.

The draft permit will include the following primary conditions:

Emergency Generator: The permittee is authorized to construct and operate one 2.5MW ULSFO powered emergency standby generator [Application No. 1010373-007-AC]

Hours of Operation: The emergency generator will operate for no more than 500 hours per year of non-emergency operation. [Application No. 1010373-007-AC]

Fuel: Total fuel consumption of the emergency generator and four ancillary generators shall be no more than 77.750 gallons of ULSFO per year. [Application No. 1010373-007-AC]

Recordkeeping and Reporting: The diesel powered emergency generator is subject to the New Source Performance

**SECTION 4. APPENDIX E**

---

**SUMMARY OF BEST AVAILABLE CONTROL TECHNOLOGY DETERMINATIONS**

Standards (NSPS) in Subpart A (General Provisions) and NSPS Subpart IIII (Standards of Performance for Stationary Compression Ignition Internal Combustion Engines) of 40 CFR 60 attached as Appendices F and G.

**SECTION 4. APPENDIX F**  
**NSPS SUBPART A, GENERAL PROVISIONS**

---

Emissions units subject to a New Source Performance Standard of 40 CFR 60 are also subject to the applicable requirements of Subpart A, the General Provisions, including:

- § 60.1 Applicability.
- § 60.2 Definitions.
- § 60.3 Units and abbreviations.
- § 60.4 Address.
- § 60.5 Determination of construction or modification.
- § 60.6 Review of plans.
- § 60.7 Notification and Record Keeping.
- § 60.8 Performance Tests.
- § 60.9 Availability of information.
- § 60.10 State Authority.
- § 60.11 Compliance with Standards and Maintenance Requirements.
- § 60.12 Circumvention.
- § 60.13 Monitoring Requirements.
- § 60.14 Modification.
- § 60.15 Reconstruction.
- § 60.16 Priority List.
- § 60.17 Incorporations by Reference.
- § 60.18 General Control Device Requirements.
- § 60.19 General Notification and Reporting Requirements.

Individual subparts may exempt specific equipment or processes from some or all of these requirements. The general provisions may be provided in full upon request.

## SECTION 4. APPENDIX G

### NSPS SUBPART KKKK, REQUIREMENTS FOR STATIONARY COMBUSTION TURBINES

This subpart establishes emission standards and compliance schedules for the control of emissions from stationary combustion turbines that commenced construction, modification or reconstruction after February 18, 2005.

#### Applicability

##### § 60.4305 Does this subpart apply to my stationary combustion turbine?

(a) If you are the owner or operator of a stationary combustion turbine with a heat input at peak load equal to or greater than 10.7 gigajoules (10 MMBtu) per hour, based on the higher heating value of the fuel, which commenced construction, modification, or reconstruction after February 18, 2005, your turbine is subject to this subpart. Only heat input to the combustion turbine should be included when determining whether or not this subpart is applicable to your turbine. Any additional heat input to associated heat recovery steam generators (HRSG) or duct burners should not be included when determining your peak heat input. However, this subpart does apply to emissions from any associated HRSG and duct burners.

(b) Stationary combustion turbines regulated under this subpart are exempt from the requirements of subpart GG of this part. Heat recovery steam generators and duct burners regulated under this subpart are exempted from the requirements of subparts Da, Db, and Dc of this part.

##### § 60.4310 What types of operations are exempt from these standards of performance?

(a) Emergency combustion turbines, as defined in §60.4420(i), are exempt from the nitrogen oxides (NOX) emission limits in §60.4320.

(b) Stationary combustion turbines engaged by manufacturers in research and development of equipment for both combustion turbine emission control techniques and combustion turbine efficiency improvements are exempt from the NOX emission limits in §60.4320 on a case-by-case basis as determined by the Administrator.

(c) Stationary combustion turbines at integrated gasification combined cycle electric utility steam generating units that are subject to subpart Da of this part are exempt from this subpart.

(d) Combustion turbine test cells/stands are exempt from this subpart.

#### Emission Limits

##### § 60.4315 What pollutants are regulated by this subpart?

The pollutants regulated by this subpart are nitrogen oxide (NOX) and sulfur dioxide (SO<sub>2</sub>).

##### § 60.4320 What emission limits must I meet for nitrogen oxides (NOX)?

(a) You must meet the emission limits for NOX specified in Table I to this subpart.

(b) If you have two or more turbines that are connected to a single generator, each turbine must meet the emission limits for NOX.

##### § 60.4325 What emission limits must I meet for NOX if my turbine burns both natural gas and distillate oil (or some other combination of fuels)?

You must meet the emission limits specified in Table I to this subpart. If your total heat input is greater than or equal to 50 percent natural gas, you must meet the corresponding limit for a natural gas-fired turbine when you are burning that fuel. Similarly, when your total heat input is greater than 50 percent distillate oil and fuels other than natural gas, you must meet the corresponding limit for distillate oil and fuels other than natural gas for the duration of the time that you burn that particular fuel.

##### § 60.4330 What emission limits must I meet for sulfur dioxide (SO<sub>2</sub>)?

(a) If your turbine is located in a continental area, you must comply with either paragraph (a)(1) or (a)(2) of this section. If your turbine is located in Alaska, you do not have to comply with the requirements in paragraph (a) of this section until January 1, 2008.

(1) You must not cause to be discharged into the atmosphere from the subject stationary combustion turbine any gases which contain SO<sub>2</sub> in excess of 110 nanograms per Joule (ng/J) (0.90 pounds per megawatt-hour (lb/MWh)) gross output, or

(2) You must not burn in the subject stationary combustion turbine any fuel which contains total potential sulfur emissions in excess of 26 ng SO<sub>2</sub>/J (0.060 lb SO<sub>2</sub>/MMBtu) heat input. If your turbine simultaneously fires multiple fuels, each fuel must meet this requirement.

(b) If your turbine is located in a noncontinental area or a continental area that the Administrator determines does not have access to natural gas and that the removal of sulfur compounds would cause more environmental harm than benefit, you must comply with one or the other of the following conditions:

(1) You must not cause to be discharged into the atmosphere from the subject stationary combustion turbine any gases which contain SO<sub>2</sub> in excess of 780 ng/J (6.2 lb/MWh) gross output, or

## SECTION 4. APPENDIX G

### NSPS SUBPART KKKK, REQUIREMENTS FOR STATIONARY COMBUSTION TURBINES

(2) You must not burn in the subject stationary combustion turbine any fuel which contains total sulfur with potential sulfur emissions in excess of 180 ng SO<sub>2</sub>/J (0.42 lb SO<sub>2</sub>/MMBtu) heat input. If your turbine simultaneously fires multiple fuels, each fuel must meet this requirement.

#### General Compliance Requirements

##### § 60.4333 What are my general requirements for complying with this subpart?

(a) You must operate and maintain your stationary combustion turbine, air pollution control equipment, and monitoring equipment in a manner consistent with good air pollution control practices for minimizing emissions at all times including during startup, shutdown, and malfunction.

(b) When an affected unit with heat recovery utilizes a common steam header with one or more combustion turbines, the owner or operator shall either:

(1) Determine compliance with the applicable NOX emissions limits by measuring the emissions combined with the emissions from the other unit(s) utilizing the common heat recovery unit; or

(2) Develop, demonstrate, and provide information satisfactory to the Administrator on methods for apportioning the combined gross energy output from the heat recovery unit for each of the affected combustion turbines. The Administrator may approve such demonstrated substitute methods for apportioning the combined gross energy output measured at the steam turbine whenever the demonstration ensures accurate estimation of emissions related under this part.

#### Monitoring

##### § 60.4335 How do I demonstrate compliance for NOX if I use water or steam injection?

(a) If you are using water or steam injection to control NOX emissions, you must install, calibrate, maintain and operate a continuous monitoring system to monitor and record the fuel consumption and the ratio of water or steam to fuel being fired in the turbine when burning a fuel that requires water or steam injection for compliance.

(b) Alternatively, you may use continuous emission monitoring, as follows:

(1) Install, certify, maintain, and operate a continuous emission monitoring system (CEMS) consisting of a NOX monitor and a diluent gas (oxygen (O<sub>2</sub>) or carbon dioxide (CO<sub>2</sub>)) monitor, to determine the hourly NOX emission rate in parts per million (ppm) or pounds per million British thermal units (lb/MMBtu); and

(2) For units complying with the output-based standard, install, calibrate, maintain, and operate a fuel flow meter (or flow meters) to continuously measure the heat input to the affected unit; and

(3) For units complying with the output-based standard, install, calibrate, maintain, and operate a watt meter (or meters) to continuously measure the gross electrical output of the unit in megawatt-hours; and

(4) For combined heat and power units complying with the output-based standard, install, calibrate, maintain, and operate meters for useful recovered energy flow rate, temperature, and pressure, to continuously measure the total thermal energy output in British thermal units per hour (Btu/h).

##### § 60.4340 How do I demonstrate continuous compliance for NOX if I do not use water or steam injection?

(a) If you are not using water or steam injection to control NOX emissions, you must perform annual performance tests in accordance with §60.4400 to demonstrate continuous compliance. If the NOX emission result from the performance test is less than or equal to 75 percent of the NOX emission limit for the turbine, you may reduce the frequency of subsequent performance tests to once every 2 years (no more than 26 calendar months following the previous performance test). If the results of any subsequent performance test exceed 75 percent of the NOX emission limit for the turbine, you must resume annual performance tests.

(b) As an alternative, you may install, calibrate, maintain and operate one of the following continuous monitoring systems:

(1) Continuous emission monitoring as described in §§60.4335(b) and 60.4345, or

(2) Continuous parameter monitoring as follows:

(i) For a diffusion flame turbine without add-on selective catalytic reduction (SCR) controls, you must define parameters indicative of the unit's NOX formation characteristics, and you must monitor these parameters continuously.

(ii) For any lean premix stationary combustion turbine, you must continuously monitor the appropriate parameters to determine whether the unit is operating in low-NOX mode.

(iii) For any turbine that uses SCR to reduce NOX emissions, you must continuously monitor appropriate parameters to verify the proper operation of the emission controls.

SECTION 4. APPENDIX G

NSPS SUBPART KKKK, REQUIREMENTS FOR STATIONARY COMBUSTION TURBINES

(iv) For affected units that are also regulated under part 75 of this chapter, with state approval you can monitor the NOX emission rate using the methodology in appendix E to part 75 of this chapter, or the low mass emissions methodology in §75.19, the requirements of this paragraph (b) may be met by performing the parametric monitoring described in section 2.3 of part 75 appendix E or in §75.19(c)(1)(iv)(H).

**§ 60.4345 What are the requirements for the continuous emission monitoring system equipment, if I choose to use this option?**

If the option to use a NOX CEMS is chosen:

(a) Each NOX diluent CEMS must be installed and certified according to Performance Specification 2 (PS 2) in appendix B to this part, except the 7-day calibration drift is based on unit operating days, not calendar days. With state approval, Procedure 1 in appendix F to this part is not required. Alternatively, a NOX diluent CEMS that is installed and certified according to appendix A of part 75 of this chapter is acceptable for use under this subpart. The relative accuracy test audit (RATA) of the CEMS shall be performed on a lb/MMBtu basis.

(b) As specified in §60.13(e)(2), during each full unit operating hour, both the NOX monitor and the diluent monitor must complete a minimum of one cycle of operation (sampling, analyzing, and data recording) for each 15-minute quadrant of the hour, to validate the hour. For partial unit operating hours, at least one valid data point must be obtained with each monitor for each quadrant of the hour in which the unit operates. For unit operating hours in which required quality assurance and maintenance activities are performed on the CEMS, a minimum of two valid data points (one in each of two quadrants) are required for each monitor to validate the NOX emission rate for the hour.

(c) Each fuel flowmeter shall be installed, calibrated, maintained, and operated according to the manufacturer's instructions. Alternatively, with state approval, fuel flowmeters that meet the installation, certification, and quality assurance requirements of appendix D to part 75 of this chapter are acceptable for use under this subpart.

(d) Each watt meter, steam flow meter, and each pressure or temperature measurement device shall be installed, calibrated, maintained, and operated according to manufacturer's instructions.

(e) The owner or operator shall develop and keep on-site a quality assurance (QA) plan for all of the continuous monitoring equipment described in paragraphs (a), (c), and (d) of this section. For the CEMS and fuel flow meters, the owner or operator may, with state approval, satisfy the requirements of this paragraph by implementing the QA program and plan described in section 1 of appendix B to part 75 of this chapter.

**§ 60.4350 How do I use data from the continuous emission monitoring equipment to identify excess emissions?**

For purposes of identifying excess emissions:

(a) All CEMS data must be reduced to hourly averages as specified in §60.13(h).

(b) For each unit operating hour in which a valid hourly average, as described in §60.4345(b), is obtained for both NOX and diluent monitors, the data acquisition and handling system must calculate and record the hourly NOX emission rate in units of ppm or lb/MMBtu, using the appropriate equation from method 19 in appendix A of this part. For any hour in which the hourly average O2 concentration exceeds 19.0 percent O2 (or the hourly average CO2 concentration is less than 1.0 percent CO2), a diluent cap value of 19.0 percent O2 or 1.0 percent CO2 (as applicable) may be used in the emission calculations.

(c) Correction of measured NOX concentrations to 15 percent O2 is not allowed.

(d) If you have installed and certified a NOX diluent CEMS to meet the requirements of part 75 of this chapter, states can approve that only quality assured data from the CEMS shall be used to identify excess emissions under this subpart. Periods where the missing data substitution procedures in subpart D of part 75 are applied are to be reported as monitor downtime in the excess emissions and monitoring performance report required under §60.7(c).

(e) All required fuel flow rate, steam flow rate, temperature, pressure, and megawatt data must be reduced to hourly averages.

(f) Calculate the hourly average NOX emission rates, in units of the emission standards under §60.4320, using either ppm for units complying with the concentration limit or the following equation for units complying with the output based standard:

(1) For simple-cycle operation:

$$E = \frac{(NO_x)_b * (HI)_b}{P} \quad (\text{Eq. 1})$$

Where:

E = hourly NOX emission rate, in lb/MWh, (NOX)h = hourly NOX emission rate, in lb/MMBtu,

**SECTION 4. APPENDIX G**

**NSPS SUBPART KKKK, REQUIREMENTS FOR STATIONARY COMBUSTION TURBINES**

(HI)<sub>h</sub> = hourly heat input rate to the unit, in MMBtu/h, measured using the fuel flowmeter(s), e.g., calculated using Equation D-15a in appendix D to part 75 of this chapter, and

P = gross energy output of the combustion turbine in MW.

(2) For combined-cycle and combined heat and power complying with the output-based standard, use Equation 1 of this subpart, except that the gross energy output is calculated as the sum of the total electrical and mechanical energy generated by the combustion turbine, the additional electrical or mechanical energy (if any) generated by the steam turbine following the heat recovery steam generator, and 100 percent of the total useful thermal energy output that is not used to generate additional electricity or mechanical output, expressed in equivalent MW, as in the following equations:

$$P = (Pe)_t + (Pe)_c + P_s + P_o \quad (\text{Eq. 2})$$

Where:

P = gross energy output of the stationary combustion turbine system in MW.

(Pe)<sub>t</sub> = electrical or mechanical energy output of the combustion turbine in MW,

(Pe)<sub>c</sub> = electrical or mechanical energy output (if any) of the steam turbine in MW, and

$$P_s = \frac{Q * H}{3.413 \times 10^6 \text{ Btu/MWh}} \quad (\text{Eq. 3})$$

Where:

P<sub>s</sub> = useful thermal energy of the steam, measured relative to ISO conditions, not used to generate additional electric or mechanical output, in MW,

Q = measured steam flow rate in lb/h,

H = enthalpy of the steam at measured temperature and pressure relative to ISO conditions, in Btu/lb, and 3.413 x 10<sup>6</sup> = conversion from Btu/h to MW.

P<sub>o</sub> = other useful heat recovery, measured relative to ISO conditions, not used for steam generation or performance enhancement of the combustion turbine.

(3) For mechanical drive applications complying with the output-based standard, use the following equation:

$$E = \frac{(NO_x)_m}{BL * AL} \quad (\text{Eq. 4})$$

Where:

E = NO<sub>x</sub> emission rate in lb/MWh,

(NO<sub>x</sub>)<sub>m</sub> = NO<sub>x</sub> emission rate in lb/h,

BL = manufacturer's base load rating of turbine, in MW, and

AL = actual load as a percentage of the base load.

(g) For simple cycle units without heat recovery, use the calculated hourly average emission rates from paragraph (f) of this section to assess excess emissions on a 4-hour rolling average basis, as described in §60.4380(b)(1).

(h) For combined cycle and combined heat and power units with heat recovery, use the calculated hourly average emission rates from paragraph (f) of this section to assess excess emissions on a 30 unit operating day rolling average basis, as described in §60.4380(b)(1).

**§ 60.4355 How do I establish and document a proper parameter monitoring plan?**

(a) The steam or water to fuel ratio or other parameters that are continuously monitored as described in §§60.4335 and 60.4340 must be monitored during the performance test required under §60.8, to establish acceptable values and ranges. You may supplement the performance test data with engineering analyses, design specifications, manufacturer's recommendations and other relevant information to define the acceptable parametric ranges more precisely. You must develop and keep onsite a parameter monitoring plan which explains the procedures used to document proper operation of the NO<sub>x</sub> emission controls. The plan must:

(1) Include the indicators to be monitored and show there is a significant relationship to emissions and proper operation of the NO<sub>x</sub> emission controls,

## SECTION 4. APPENDIX G

### NSPS SUBPART KKKK, REQUIREMENTS FOR STATIONARY COMBUSTION TURBINES

- (2) Pick ranges (or designated conditions) of the indicators, or describe the process by which such range (or designated condition) will be established,
- (3) Explain the process you will use to make certain that you obtain data that are representative of the emissions or parameters being monitored (such as detector location, installation specification if applicable),
- (4) Describe quality assurance and control practices that are adequate to ensure the continuing validity of the data,
- (5) Describe the frequency of monitoring and the data collection procedures which you will use (e.g., you are using a computerized data acquisition over a number of discrete data points with the average (or maximum value) being used for purposes of determining whether an exceedance has occurred), and
- (6) Submit justification for the proposed elements of the monitoring. If a proposed performance specification differs from manufacturer recommendation, you must explain the reasons for the differences. You must submit the data supporting the justification, but you may refer to generally available sources of information used to support the justification. You may rely on engineering assessments and other data, provided you demonstrate factors which assure compliance or explain why performance testing is unnecessary to establish indicator ranges. When establishing indicator ranges, you may choose to simplify the process by treating the parameters as if they were correlated. Using this assumption, testing can be divided into two cases:

(i) All indicators are significant only on one end of range (e.g., for a thermal incinerator controlling volatile organic compounds (VOC) it is only important to insure a minimum temperature, not a maximum). In this case, you may conduct your study so that each parameter is at the significant limit of its range while you conduct your emissions testing. If the emissions tests show that the source is in compliance at the significant limit of each parameter, then as long as each parameter is within its limit, you are presumed to be in compliance.

(ii) Some or all indicators are significant on both ends of the range. In this case, you may conduct your study so that each parameter that is significant at both ends of its range assumes its extreme values in all possible combinations of the extreme values (either single or double) of all of the other parameters. For example, if there were only two parameters, A and B, and A had a range of values while B had only a minimum value, the combinations would be A high with B minimum and A low with B minimum. If both A and B had a range, the combinations would be A high and B high, A low and B low, A high and B low, A low and B high. For the case of four parameters all having a range, there are 16 possible combinations.

(b) For affected units that are also subject to part 75 of this chapter and that have state approval to use the low mass emissions methodology in §75.19 or the NOX emission measurement methodology in appendix E to part 75, you may meet the requirements of this paragraph by developing and keeping onsite (or at a central location for unmanned facilities) a QA plan, as described in §75.19(e)(5) or in section 2.3 of appendix E to part 75 of this chapter and section 1.3.6 of appendix B to part 75 of this chapter.

#### § 60.4360 How do I determine the total sulfur content of the turbine's combustion fuel?

You must monitor the total sulfur content of the fuel being fired in the turbine, except as provided in §60.4365. The sulfur content of the fuel must be determined using total sulfur methods described in §60.4415. Alternatively, if the total sulfur content of the gaseous fuel during the most recent performance test was less than half the applicable limit, ASTM D4084, D4810, D5504, or D6228, or Gas Processors Association Standard 2377 (all of which are incorporated by reference, see §60.17), which measure the major sulfur compounds, may be used.

#### § 60.4365 How can I be exempted from monitoring the total sulfur content of the fuel?

You may elect not to monitor the total sulfur content of the fuel combusted in the turbine, if the fuel is demonstrated not to exceed potential sulfur emissions of 26 ng SO<sub>2</sub>/J (0.060 lb SO<sub>2</sub>/MMBtu) heat input for units located in continental areas and 180 ng SO<sub>2</sub>/J (0.42 lb SO<sub>2</sub>/MMBtu) heat input for units located in noncontinental areas or a continental area that the Administrator determines does not have access to natural gas and that the removal of sulfur compounds would cause more environmental harm than benefit. You must use one of the following sources of information to make the required demonstration:

- (a) The fuel quality characteristics in a current, valid purchase contract, tariff sheet or transportation contract for the fuel, specifying that the maximum total sulfur content for oil use in continental areas is 0.05 weight percent (500 ppmw) or less and 0.4 weight percent (4,000 ppmw) or less for noncontinental areas, the total sulfur content for natural gas use in continental areas is 20 grains of sulfur or less per 100 standard cubic feet and 140 grains of sulfur or less per 100 standard cubic feet for noncontinental areas, has potential sulfur emissions of less than less than 26 ng SO<sub>2</sub>/J (0.060 lb SO<sub>2</sub>/MMBtu) heat input for continental areas and has potential sulfur emissions of less than less than 180 ng SO<sub>2</sub>/J (0.42 lb SO<sub>2</sub>/MMBtu) heat input for noncontinental areas; or
- (b) Representative fuel sampling data which show that the sulfur content of the fuel does not exceed 26 ng SO<sub>2</sub>/J (0.060 lb SO<sub>2</sub>/MMBtu) heat input for continental areas or 180 ng SO<sub>2</sub>/J (0.42 lb SO<sub>2</sub>/MMBtu) heat input for noncontinental areas. At a minimum, the amount of fuel sampling data specified in section 2.3.1.4 or 2.3.2.4 of appendix D to part 75 of this chapter is required.



## SECTION 4. APPENDIX G

### NSPS SUBPART KKKK, REQUIREMENTS FOR STATIONARY COMBUSTION TURBINES

#### § 60.4370 How often must I determine the sulfur content of the fuel?

The frequency of determining the sulfur content of the fuel must be as follows:

(a) *Fuel oil.* For fuel oil, use one of the total sulfur sampling options and the associated sampling frequency described in sections 2.2.3, 2.2.4.1, 2.2.4.2, and 2.2.4.3 of appendix D to part 75 of this chapter (*i.e.*, flow proportional sampling, daily sampling, sampling from the unit's storage tank after each addition of fuel to the tank, or sampling each delivery prior to combining it with fuel oil already in the intended storage tank).

(b) *Gaseous fuel.* If you elect not to demonstrate sulfur content using options in §60.4365, and the fuel is supplied without intermediate bulk storage, the sulfur content value of the gaseous fuel must be determined and recorded once per unit operating day.

(c) *Custom schedules.* Notwithstanding the requirements of paragraph (b) of this section, operators or fuel vendors may develop custom schedules for determination of the total sulfur content of gaseous fuels, based on the design and operation of the affected facility and the characteristics of the fuel supply. Except as provided in paragraphs (c)(1) and (c)(2) of this section, custom schedules shall be substantiated with data and shall be approved by the Administrator before they can be used to comply with the standard in §60.4330.

(1) The two custom sulfur monitoring schedules set forth in paragraphs (c)(1)(i) through (iv) and in paragraph (c)(2) of this section are acceptable, without prior Administrative approval:

(i) The owner or operator shall obtain daily total sulfur content measurements for 30 consecutive unit operating days, using the applicable methods specified in this subpart. Based on the results of the 30 daily samples, the required frequency for subsequent monitoring of the fuel's total sulfur content shall be as specified in paragraph (c)(1)(ii), (iii), or (iv) of this section, as applicable.

(ii) If none of the 30 daily measurements of the fuel's total sulfur content exceeds half the applicable standard, subsequent sulfur content monitoring may be performed at 12-month intervals. If any of the samples taken at 12-month intervals has a total sulfur content greater than half but less than the applicable limit, follow the procedures in paragraph (c)(1)(iii) of this section. If any measurement exceeds the applicable limit, follow the procedures in paragraph (c)(1)(iv) of this section.

(iii) If at least one of the 30 daily measurements of the fuel's total sulfur content is greater than half but less than the applicable limit, but none exceeds the applicable limit, then:

(A) Collect and analyze a sample every 30 days for 3 months. If any sulfur content measurement exceeds the applicable limit, follow the procedures in paragraph (c)(1)(iv) of this section. Otherwise, follow the procedures in paragraph (c)(1)(iii)(B) of this section.

(B) Begin monitoring at 6-month intervals for 12 months. If any sulfur content measurement exceeds the applicable limit, follow the procedures in paragraph (c)(1)(iv) of this section. Otherwise, follow the procedures in paragraph (c)(1)(iii)(C) of this section.

(C) Begin monitoring at 12-month intervals. If any sulfur content measurement exceeds the applicable limit, follow the procedures in paragraph (c)(1)(iv) of this section. Otherwise, continue to monitor at this frequency.

(iv) If a sulfur content measurement exceeds the applicable limit, immediately begin daily monitoring according to paragraph (c)(1)(i) of this section. Daily monitoring shall continue until 30 consecutive daily samples, each having a sulfur content no greater than the applicable limit, are obtained. At that point, the applicable procedures of paragraph (c)(1)(ii) or (iii) of this section shall be followed.

(2) The owner or operator may use the data collected from the 720-hour sulfur sampling demonstration described in section 2.3.6 of appendix D to part 75 of this chapter to determine a custom sulfur sampling schedule, as follows:

(i) If the maximum fuel sulfur content obtained from the 720 hourly samples does not exceed 20 grains/100 scf, no additional monitoring of the sulfur content of the gas is required, for the purposes of this subpart.

(ii) If the maximum fuel sulfur content obtained from any of the 720 hourly samples exceeds 20 grains/100 scf, but none of the sulfur content values (when converted to weight percent sulfur) exceeds half the applicable limit, then the minimum required sampling frequency shall be one sample at 12 month intervals.

(iii) If any sample result exceeds half the applicable limit, but none exceeds the applicable limit, follow the provisions of paragraph (c)(1)(iii) of this section.

(iv) If the sulfur content of any of the 720 hourly samples exceeds the applicable limit, follow the provisions of paragraph (c)(1)(iv) of this section.

## SECTION 4. APPENDIX G

### NSPS SUBPART KKKK, REQUIREMENTS FOR STATIONARY COMBUSTION TURBINES

#### Reporting

##### § 60.4375 What reports must I submit?

(a) For each affected unit required to continuously monitor parameters or emissions, or to periodically determine the fuel sulfur content under this subpart, you must submit reports of excess emissions and monitor downtime, in accordance with §60.7(c). Excess emissions must be reported for all periods of unit operation, including start-up, shutdown, and malfunction.

(b) For each affected unit that performs annual performance tests in accordance with §60.4340(a), you must submit a written report of the results of each performance test before the close of business on the 60th day following the completion of the performance test.

##### § 60.4380 How are excess emissions and monitor downtime defined for NOX?

For the purpose of reports required under §60.7(c), periods of excess emissions and monitor downtime that must be reported are defined as follows:

(a) For turbines using water or steam to fuel ratio monitoring:

(1) An excess emission is any unit operating hour for which the 4-hour rolling average steam or water to fuel ratio, as measured by the continuous monitoring system, falls below the acceptable steam or water to fuel ratio needed to demonstrate compliance with §60.4320, as established during the performance test required in §60.8. Any unit operating hour in which no water or steam is injected into the turbine when a fuel is being burned that requires water or steam injection for NOX control will also be considered an excess emission.

(2) A period of monitor downtime is any unit operating hour in which water or steam is injected into the turbine, but the essential parametric data needed to determine the steam or water to fuel ratio are unavailable or invalid.

(3) Each report must include the average steam or water to fuel ratio, average fuel consumption, and the combustion turbine load during each excess emission.

(b) For turbines using continuous emission monitoring, as described in §§60.4335(b) and 60.4345:

(1) An excess emissions is any unit operating period in which the 4-hour or 30-day rolling average NOX emission rate exceeds the applicable emission limit in §60.4320. For the purposes of this subpart, a "4-hour rolling average NOX emission rate" is the arithmetic average of the average NOX emission rate in ppm or ng/J (lb/MWh) measured by the continuous emission monitoring equipment for a given hour and the three unit operating hour average NOX emission rates immediately preceding that unit operating hour. Calculate the rolling average if a valid NOX emission rate is obtained for at least 3 of the 4 hours. For the purposes of this subpart, a "30-day rolling average NOX emission rate" is the arithmetic average of all hourly NOX emission data in ppm or ng/J (lb/MWh) measured by the continuous emission monitoring equipment for a given day and the twenty-nine unit operating days immediately preceding that unit operating day. A new 30-day average is calculated each unit operating day as the average of all hourly NOX emissions rates for the preceding 30 unit operating days if a valid NOX emission rate is obtained for at least 75 percent of all operating hours.

(2) A period of monitor downtime is any unit operating hour in which the data for any of the following parameters are either missing or invalid: NOX concentration, CO2 or O2 concentration, fuel flow rate, steam flow rate, steam temperature, steam pressure, or megawatts. The steam flow rate, steam temperature, and steam pressure are only required if you will use this information for compliance purposes.

(3) For operating periods during which multiple emissions standards apply, the applicable standard is the average of the applicable standards during each hour. For hours with multiple emissions standards, the applicable limit for that hour is determined based on the condition that corresponded to the highest emissions standard.

(c) For turbines required to monitor combustion parameters or parameters that document proper operation of the NOX emission controls:

(1) An excess emission is a 4-hour rolling unit operating hour average in which any monitored parameter does not achieve the target value or is outside the acceptable range defined in the parameter monitoring plan for the unit.

(2) A period of monitor downtime is a unit operating hour in which any of the required parametric data are either not recorded or are invalid.

##### § 60.4385 How are excess emissions and monitoring downtime defined for SO2?

If you choose the option to monitor the sulfur content of the fuel, excess emissions and monitoring downtime are defined as follows:

(a) For samples of gaseous fuel and for oil samples obtained using daily sampling, flow proportional sampling, or sampling from the unit's storage tank, an excess emission occurs each unit operating hour included in the period beginning on the date and hour of any sample for which the sulfur content of the fuel being fired in the combustion turbine exceeds the applicable limit and ending on the date and hour that a subsequent sample is taken that demonstrates compliance with the sulfur limit.

SECTION 4. APPENDIX G

NSPS SUBPART KKKK, REQUIREMENTS FOR STATIONARY COMBUSTION TURBINES

(b) If the option to sample each delivery of fuel oil has been selected, you must immediately switch to one of the other oil sampling options (i.e., daily sampling, flow proportional sampling, or sampling from the unit's storage tank) if the sulfur content of a delivery exceeds 0.05 weight percent. You must continue to use one of the other sampling options until all of the oil from the delivery has been combusted, and you must evaluate excess emissions according to paragraph (a) of this section. When all of the fuel from the delivery has been burned, you may resume using the as-delivered sampling option.

(c) A period of monitor downtime begins when a required sample is not taken by its due date. A period of monitor downtime also begins on the date and hour of a required sample, if invalid results are obtained. The period of monitor downtime ends on the date and hour of the next valid sample.

**§ 60.4390 What are my reporting requirements if I operate an emergency combustion turbine or a research and development turbine?**

(a) If you operate an emergency combustion turbine, you are exempt from the NOX limit and must submit an initial report to the Administrator stating your case.

(b) Combustion turbines engaged by manufacturers in research and development of equipment for both combustion turbine emission control techniques and combustion turbine efficiency improvements may be exempted from the NOX limit on a case-by-case basis as determined by the Administrator. You must petition for the exemption.

**§ 60.4395 When must I submit my reports?**

All reports required under §60.7(c) must be postmarked by the 30th day following the end of each 6-month period.

**Performance Tests**

**§ 60.4400 How do I conduct the initial and subsequent performance tests, regarding NOX?**

(a) You must conduct an initial performance test, as required in §60.8. Subsequent NOX performance tests shall be conducted on an annual basis (no more than 14 calendar months following the previous performance test).

(1) There are two general methodologies that you may use to conduct the performance tests. For each test run:

(i) Measure the NOX concentration (in parts per million (ppm)), using EPA Method 7E or EPA Method 20 in appendix A of this part. For units complying with the output based standard, concurrently measure the stack gas flow rate, using EPA Methods 1 and 2 in appendix A of this part, and measure and record the electrical and thermal output from the unit. Then, use the following equation to calculate the NOX emission rate:

$$E = \frac{1.194 \times 10^{-7} * (NO_x)_c * Q_{std}}{P} \quad (\text{Eq. 5})$$

Where:

E = NOX emission rate, in lb/MWh

1.194 × 10<sup>-7</sup> = conversion constant, in lb/dscf-ppm

(NOX)<sub>c</sub> = average NOX concentration for the run, in ppm

Q<sub>std</sub> = stack gas volumetric flow rate, in dscf/hr

P = gross electrical and mechanical energy output of the combustion turbine, in MW (for simple-cycle operation), for combined-cycle operation, the sum of all electrical and mechanical output from the combustion and steam turbines, or, for combined heat and power operation, the sum of all electrical and mechanical output from the combustion and steam turbines plus all useful recovered thermal output not used for additional electric or mechanical generation, in MW, calculated according to §60.4350(f)(2); or

(ii) Measure the NOX and diluent gas concentrations, using either EPA Methods 7E and 3A, or EPA Method 20 in appendix A of this part. Concurrently measure the heat input to the unit, using a fuel flowmeter (or flowmeters), and measure the electrical and thermal output of the unit. Use EPA Method 19 in appendix A of this part to calculate the NOX emission rate in lb/MMBtu. Then, use Equations 1 and, if necessary, 2 and 3 in §60.4350(f) to calculate the NOX emission rate in lb/MWh.

(2) Sampling traverse points for NOX and (if applicable) diluent gas are to be selected following EPA Method 20 or EPA Method 1 (non-particulate procedures), and sampled for equal time intervals. The sampling must be performed with a traversing single-hole probe, or, if feasible, with a stationary multihole probe that samples each of the points sequentially. Alternatively, a multi-hole probe designed and documented to sample equal volumes from each hole may be used to sample simultaneously at the required points.

## SECTION 4. APPENDIX G

### NSPS SUBPART KKKK, REQUIREMENTS FOR STATIONARY COMBUSTION TURBINES

(3) Notwithstanding paragraph (a)(2) of this section, you may test at fewer points than are specified in EPA Method 1 or EPA Method 20 in appendix A of this part if the following conditions are met:

- (i) You may perform a stratification test for NOX and diluent pursuant to
  - (A) [Reserved], or
  - (B) The procedures specified in section 6.5.6.1(a) through (e) of appendix A of part 75 of this chapter.
- (ii) Once the stratification sampling is completed, you may use the following alternative sample point selection criteria for the performance test:
  - (A) If each of the individual traverse point NOX concentrations is within  $\pm 10$  percent of the mean concentration for all traverse points, or the individual traverse point diluent concentrations differs by no more than  $\pm 5$  ppm or  $\pm 0.5$  percent CO<sub>2</sub> (or O<sub>2</sub>) from the mean for all traverse points, then you may use three points (located either 16.7, 50.0 and 83.3 percent of the way across the stack or duct, or, for circular stacks or ducts greater than 2.4 meters (7.8 feet) in diameter, at 0.4, 1.2, and 2.0 meters from the wall). The three points must be located along the measurement line that exhibited the highest average NOX concentration during the stratification test; or
  - (B) For turbines with a NOX standard greater than 15 ppm @ 15% O<sub>2</sub>, you may sample at a single point, located at least 1 meter from the stack wall or at the stack centroid if each of the individual traverse point NOX concentrations is within  $\pm 5$  percent of the mean concentration for all traverse points, or the individual traverse point diluent concentrations differs by no more than  $\pm 3$  ppm or  $\pm 0.3$  percent CO<sub>2</sub> (or O<sub>2</sub>) from the mean for all traverse points; or
  - (C) For turbines with a NOX standard less than or equal to 15 ppm @ 15% O<sub>2</sub>, you may sample at a single point, located at least 1 meter from the stack wall or at the stack centroid if each of the individual traverse point NOX concentrations is within  $\pm 2.5$  percent of the mean concentration for all traverse points, or the individual traverse point diluent concentrations differs by no more than  $\pm 1$  ppm or  $\pm 0.15$  percent CO<sub>2</sub> (or O<sub>2</sub>) from the mean for all traverse points.

(b) The performance test must be done at any load condition within plus or minus 25 percent of 100 percent of peak load. You may perform testing at the highest achievable load point, if at least 75 percent of peak load cannot be achieved in practice. You must conduct three separate test runs for each performance test. The minimum time per run is 20 minutes.

- (1) If the stationary combustion turbine combusts both oil and gas as primary or backup fuels, separate performance testing is required for each fuel.
- (2) For a combined cycle and CHP turbine systems with supplemental heat (duct burner), you must measure the total NOX emissions after the duct burner rather than directly after the turbine. The duct burner must be in operation during the performance test.
- (3) If water or steam injection is used to control NOX with no additional post-combustion NOX control and you choose to monitor the steam or water to fuel ratio in accordance with §60.4335, then that monitoring system must be operated concurrently with each EPA Method 20 or EPA Method 7E run and must be used to determine the fuel consumption and the steam or water to fuel ratio necessary to comply with the applicable §60.4320 NOX emission limit.
- (4) Compliance with the applicable emission limit in §60.4320 must be demonstrated at each tested load level. Compliance is achieved if the three-run arithmetic average NOX emission rate at each tested level meets the applicable emission limit in §60.4320.
- (5) If you elect to install a CEMS, the performance evaluation of the CEMS may either be conducted separately or (as described in §60.4405) as part of the initial performance test of the affected unit.
- (6) The ambient temperature must be greater than 0 °F during the performance test.

#### § 60.4405 How do I perform the initial performance test if I have chosen to install a NOX-diluent CEMS?

If you elect to install and certify a NOX-diluent CEMS under §60.4345, then the initial performance test required under §60.8 may be performed in the following alternative manner:

- (a) Perform a minimum of nine RATA reference method runs, with a minimum time per run of 21 minutes, at a single load level, within plus or minus 25 percent of 100 percent of peak load. The ambient temperature must be greater than 0 °F during the RATA runs:
- (b) For each RATA run, concurrently measure the heat input to the unit using a fuel flow meter (or flow meters) and measure the electrical and thermal output from the unit.
- (c) Use the test data both to demonstrate compliance with the applicable NOX emission limit under §60.4320 and to provide the required reference method data for the RATA of the CEMS described under §60.4335.

## SECTION 4. APPENDIX G

### NSPS SUBPART KKKK, REQUIREMENTS FOR STATIONARY COMBUSTION TURBINES

(d) Compliance with the applicable emission limit in §60.4320 is achieved if the arithmetic average of all of the NOX emission rates for the RATA runs, expressed in units of ppm or lb/MWh, does not exceed the emission limit.

#### § 60.4410 How do I establish a valid parameter range if I have chosen to continuously monitor parameters?

If you have chosen to monitor combustion parameters or parameters indicative of proper operation of NOX emission controls in accordance with §60.4340, the appropriate parameters must be continuously monitored and recorded during each run of the initial performance test, to establish acceptable operating ranges, for purposes of the parameter monitoring plan for the affected unit, as specified in §60.4355.

#### § 60.4415 How do I conduct the initial and subsequent performance tests for sulfur?

(a) You must conduct an initial performance test, as required in §60.8. Subsequent SO2 performance tests shall be conducted on an annual basis (no more than 14 calendar months following the previous performance test). There are three methodologies that you may use to conduct the performance tests.

(1) If you choose to periodically determine the sulfur content of the fuel combusted in the turbine, a representative fuel sample would be collected following ASTM D5287 (incorporated by reference, see §60.17) for natural gas or ASTM D4177 (incorporated by reference, see §60.17) for oil. Alternatively, for oil, you may follow the procedures for manual pipeline sampling in section 14 of ASTM D4057 (incorporated by reference, see §60.17). The fuel analyses of this section may be performed either by you, a service contractor retained by you, the fuel vendor, or any other qualified agency. Analyze the samples for the total sulfur content of the fuel using:

(i) For liquid fuels, ASTM D129, or alternatively D1266, D1552, D2622, D4294, or D5453 (all of which are incorporated by reference, see §60.17); or

(ii) For gaseous fuels, ASTM D1072, or alternatively D3246, D4084, D4468, D4810, D6228, D6667, or Gas Processors Association Standard 2377 (all of which are incorporated by reference, see §60.17).

(2) Measure the SO2 concentration (in parts per million (ppm)), using EPA Methods 6, 6C, 8, or 20 in appendix A of this part. In addition, the American Society of Mechanical Engineers (ASME) standard, ASME PTC 19-10-1981-Part 10, "Flue and Exhaust Gas Analyses," manual methods for sulfur dioxide (incorporated by reference, see §60.17) can be used instead of EPA Methods 6 or 20. For units complying with the output based standard, concurrently measure the stack gas flow rate, using EPA Methods 1 and 2 in appendix A of this part, and measure and record the electrical and thermal output from the unit. Then use the following equation to calculate the SO2 emission rate:

$$E = \frac{1.664 \times 10^{-7} * (SO_2)_c * Q_{std}}{P} \quad (\text{Eq. 6})$$

Where:

E = SO2 emission rate, in lb/MWh

$1.664 \times 10^{-7}$  = conversion constant, in lb/dscf-ppm

(SO2)c = average SO2 concentration for the run, in ppm

Qstd = stack gas volumetric flow rate, in dscf/hr

P = gross electrical and mechanical energy output of the combustion turbine, in MW (for simple-cycle operation), for combined-cycle operation, the sum of all electrical and mechanical output from the combustion and steam turbines, or, for combined heat and power operation, the sum of all electrical and mechanical output from the combustion and steam turbines plus all useful recovered thermal output not used for additional electric or mechanical generation, in MW, calculated according to §60.4350(f)(2); or

(3) Measure the SO2 and diluent gas concentrations, using either EPA Methods 6, 6C, or 8 and 3A, or 20 in appendix A of this part. In addition, you may use the manual methods for sulfur dioxide ASME PTC 19-10-1981-Part 10 (incorporated by reference, see §60.17). Concurrently measure the heat input to the unit, using a fuel flowmeter (or flowmeters), and measure the electrical and thermal output of the unit. Use EPA Method 19 in appendix A of this part to calculate the SO2 emission rate in lb/MMBtu. Then, use Equations 1 and, if necessary, 2 and 3 in §60.4350(f) to calculate the SO2 emission rate in lb/MWh.

(b) [Reserved]

#### Definitions

#### § 60.4420 What definitions apply to this subpart?

## SECTION 4. APPENDIX G

### NSPS SUBPART KKKK, REQUIREMENTS FOR STATIONARY COMBUSTION TURBINES

As used in this subpart, all terms not defined herein will have the meaning given them in the Clean Air Act and in subpart A (General Provisions) of this part.

*Combined cycle combustion turbine* means any stationary combustion turbine which recovers heat from the combustion turbine exhaust gases to generate steam that is only used to create additional power output in a steam turbine.

*Combined heat and power combustion turbine* means any stationary combustion turbine which recovers heat from the exhaust gases to heat water or another medium, generate steam for useful purposes other than additional electric generation, or directly uses the heat in the exhaust gases for a useful purpose.

*Combustion turbine model* means a group of combustion turbines having the same nominal air flow, combustor inlet pressure, combustor inlet temperature, firing temperature, turbine inlet temperature and turbine inlet pressure.

*Combustion turbine test cell/stand* means any apparatus used for testing uninstalled stationary or uninstalled mobile (motive) combustion turbines.

*Diffusion flame stationary combustion turbine* means any stationary combustion turbine where fuel and air are injected at the combustor and are mixed only by diffusion prior to ignition.

*Duct burner* means a device that combusts fuel and that is placed in the exhaust duct from another source, such as a stationary combustion turbine, internal combustion engine, kiln, etc., to allow the firing of additional fuel to heat the exhaust gases before the exhaust gases enter a heat recovery steam generating unit.

*Efficiency* means the combustion turbine manufacturer's rated heat rate at peak load in terms of heat input per unit of power output—based on the higher heating value of the fuel.

*Emergency combustion turbine* means any stationary combustion turbine which operates in an emergency situation. Examples include stationary combustion turbines used to produce power for critical networks or equipment, including power supplied to portions of a facility, when electric power from the local utility is interrupted, or stationary combustion turbines used to pump water in the case of fire or flood, etc. Emergency stationary combustion turbines do not include stationary combustion turbines used as peaking units at electric utilities or stationary combustion turbines at industrial facilities that typically operate at low capacity factors. Emergency combustion turbines may be operated for the purpose of maintenance checks and readiness testing, provided that the tests are required by the manufacturer, the vendor, or the insurance company associated with the turbine. Required testing of such units should be minimized, but there is no time limit on the use of emergency combustion turbines.

*Excess emissions* means a specified averaging period over which either (1) the NO<sub>x</sub> emissions are higher than the applicable emission limit in §60.4320; (2) the total sulfur content of the fuel being combusted in the affected facility exceeds the limit specified in §60.4330; or (3) the recorded value of a particular monitored parameter is outside the acceptable range specified in the parameter monitoring plan for the affected unit.

*Gross useful output* means the gross useful work performed by the stationary combustion turbine system. For units using the mechanical energy directly or generating only electricity, the gross useful work performed is the gross electrical or mechanical output from the turbine/generator set. For combined heat and power units, the gross useful work performed is the gross electrical or mechanical output plus the useful thermal output (i.e., thermal energy delivered to a process).

*Heat recovery steam generating unit* means a unit where the hot exhaust gases from the combustion turbine are routed in order to extract heat from the gases and generate steam, for use in a steam turbine or other device that utilizes steam. Heat recovery steam generating units can be used with or without duct burners.

*Integrated gasification combined cycle electric utility steam generating unit* means a coal-fired electric utility steam generating unit that burns a synthetic gas derived from coal in a combined-cycle gas turbine. No solid coal is directly burned in the unit during operation.

*ISO conditions* means 288 Kelvin, 60 percent relative humidity and 101.3 kilopascals pressure.

*Lean premix stationary combustion turbine* means any stationary combustion turbine where the air and fuel are thoroughly mixed to form a lean mixture before delivery to the combustor. Mixing may occur before or in the combustion chamber. A lean premixed turbine may operate in diffusion flame mode during operating conditions such as startup and shutdown, extreme ambient temperature, or low or transient load.

*Natural gas* means a naturally occurring fluid mixture of hydrocarbons (e.g., methane, ethane, or propane) produced in geological formations beneath the Earth's surface that maintains a gaseous state at standard atmospheric temperature and pressure under ordinary conditions. Additionally, natural gas must either be composed of at least 70 percent methane by volume or have a gross calorific value between 950 and 1,100 British thermal units (Btu) per standard cubic foot. Natural gas does not include the following gaseous fuels: landfill gas, digester gas, refinery gas, sour gas, blast furnace gas, coal derived gas, producer gas, coke oven gas, or any gaseous fuel produced in a process which might result in highly variable sulfur content or heating value.

**SECTION 4. APPENDIX G**

**NSPS SUBPART KKKK, REQUIREMENTS FOR STATIONARY COMBUSTION TURBINES**

*Noncontinental area* means the State of Hawaii, the Virgin Islands, Guam, American Samoa, the Commonwealth of Puerto Rico, the Northern Mariana Islands, or offshore platforms.

*Peak load* means 100 percent of the manufacturer's design capacity of the combustion turbine at ISO conditions.

*Regenerative cycle combustion turbine* means any stationary combustion turbine which recovers heat from the combustion turbine exhaust gases to preheat the inlet combustion air to the combustion turbine.

*Simple cycle combustion turbine* means any stationary combustion turbine which does not recover heat from the combustion turbine exhaust gases to preheat the inlet combustion air to the combustion turbine, or which does not recover heat from the combustion turbine exhaust gases for purposes other than enhancing the performance of the combustion turbine itself.

*Stationary combustion turbine* means all equipment, including but not limited to the turbine, the fuel, air, lubrication and exhaust gas systems, control systems (except emissions control equipment), heat recovery system, and any ancillary components and sub-components comprising any simple cycle stationary combustion turbine, any regenerative/recuperative cycle stationary combustion turbine, any combined cycle combustion turbine, and any combined heat and power combustion turbine based system. Stationary means that the combustion turbine is not self propelled or intended to be propelled while performing its function. It may, however, be mounted on a vehicle for portability.

*Unit operating day* means a 24-hour period between 12 midnight and the following midnight during which any fuel is combusted at any time in the unit. It is not necessary for fuel to be combusted continuously for the entire 24-hour period.

*Unit operating hour* means a clock hour during which any fuel is combusted in the affected unit. If the unit combusts fuel for the entire clock hour, it is considered to be a full unit operating hour. If the unit combusts fuel for only part of the clock hour, it is considered to be a partial unit operating hour.

*Useful thermal output* means the thermal energy made available for use in any industrial or commercial process, or used in any heating or cooling application, i.e., total thermal energy made available for processes and applications other than electrical or mechanical generation. Thermal output for this subpart means the energy in recovered thermal output measured against the energy in the thermal output at 15 degrees Celsius and 101.325 kilopascals of pressure.

**Table 1\_to Subpart KKKK of Part 60\_Nitrogen Oxide Emission Limits for New Stationary Combustion Turbines**

<b>Combustion turbine type</b>	<b>Combustion turbine heat input at peak load (HHV)</b>	<b>NOX emission standard</b>
New turbine firing natural gas, electric generating	[le] 50 MMBtu/h...	42 ppm at 15 percent O2 or 290 ng/J of useful output (2.3 lb/MWh).
New turbine firing natural gas, mechanical drive.	[le] 50 MMBtu/h...	100 ppm at 15 percent O2 or 690 ng/J of useful output (5.5 lb/MWh).
New turbine firing natural gas.	> 50 MMBtu/h and [le] 850 MMBtu/h	25 ppm at 15 percent O2 or 150 ng/J of useful output (1.2 lb/MWh).
New, modified, or reconstructed turbine firing natural gas.	> 850 MMBtu/h...	15 ppm at 15 percent O2 or 54 ng/J of useful output (0.43 lb/MWh)
New turbine firing fuels other than natural gas, electric generating	[le] 50 MMBtu/h...	96 ppm at 15 percent O2 or 700 ng/J of useful output (5.5 lb/MWh).
New turbine firing fuels other than natural gas, mechanical drive.	[le] 50 MMBtu/h...	150 ppm at 15 percent O2 or 1,100 ng/J of useful output (8.7 lb/MWh).
New turbine firing fuels other than natural gas	> 50 MMBtu/h and [le] 850 MMBtu/h	74 ppm at 15 percent O2 or 460 ng/J of useful output (3.6 lb/MWh).
New, modified, or reconstructed turbine firing fuels other than	> 850 MMBtu/h...	42 ppm at 15 percent O2 or 160

**SECTION 4. APPENDIX G**

**NSPS SUBPART KKKK, REQUIREMENTS FOR STATIONARY COMBUSTION TURBINES**

natural gas.		ng/J of useful output (1.3 lb/MWh).
Modified or reconstructed turbine.	[le] 50 MMBtu/h...	150 ppm at 15 percent O2 or 1,100 ng/J of useful output (8.7 lb/MWh).
Modified or reconstructed turbine firing natural gas.	> 50 MMBtu/h and [le] 850 MMBtu/h.	42 ppm at 15 percent O2 or 250 ng/J of useful output (2.0 lb/MWh).
Modified or reconstructed turbine firing fuels other than natural gas.	> 50 MMBtu/h and [le] 850 MMBtu/h	96 ppm at 15 percent O2 or 590 ng/J of useful output (4.7 lb/MWh).
Turbines located north of the Arctic Circle (latitude 66.5 degrees north), turbines operating at less than 75 percent of peak load, modified and reconstructed offshore turbines, and turbine operating at temperatures less than 0 °F.	[le] 30 MW output.	150 ppm at 15 percent O2 or 1,100 ng/J of useful output (8.7 lb/MWh).
Turbines located north of the Arctic Circle (latitude 66.5 degrees north), turbines operating at less than percent of peak load, modified and reconstructed offshore turbines, and turbine operating at temperatures less than 0°F.	> 30 MW output.	96 ppm at 15 percent O2 or 590 ng/J of useful 75 output (4.7 lb/MWh).
Heat recovery units operating independent of the combustion turbine.	All sizes.....	54 ppm at 15 percent O2 or 110 ng/J of useful output (0.86 lb/MWh).



SECTION 4. APPENDIX H

NSPS SUBPART III, STATIONARY COMPRESSION IGNITION INTERNAL COMBUSTION ENGINES

Updated 7/19/06- EFFECTIVE 9/11/06

Source Federal Register Dated 7/11/06

**Subpart III--Standards of Performance for Stationary Compression Ignition Internal Combustion Engines**

**What This Subpart Covers**

**60.4200** Am I subject to this subpart?

**Emission Standards for Manufacturers**

**60.4201** What emission standards must I meet for non-emergency engines if I am a stationary CI internal combustion engine manufacturer?

**60.4202** What emission standards must I meet for emergency engines if I am a stationary CI internal combustion engine manufacturer?

**60.4203** How long must my engines meet the emission standards if I am a stationary CI internal combustion engine manufacturer?

**Emission Standards for Owners and Operators**

**60.4204** What emission standards must I meet for non-emergency engines if I am an owner or operator of a stationary CI internal combustion engine?

**60.4205** What emission standards must I meet for emergency engines if I am an owner or operator of a stationary CI internal combustion engine?

**60.4206** How long must I meet the emission standards if I am an owner or operator of a stationary CI internal combustion engine?

**Fuel Requirements for Owners and Operators**

**60.4207** What fuel requirements must I meet if I am an owner or operator of a stationary CI internal combustion engine subject to this subpart?

**Other Requirements for Owners and Operators**

**60.4208** What is the deadline for importing and installing stationary CI ICE produced in the previous model year?

**60.4209** What are the monitoring requirements if I am an owner or operator of a stationary CI internal combustion engine?

**Compliance Requirements**

**60.4210** What are my compliance requirements if I am a stationary CI internal combustion engine manufacturer?

**60.4211** What are my compliance requirements if I am an owner or operator of a stationary CI internal combustion engine?

**Testing Requirements for Owners and Operators**

**60.4212** What test methods and other procedures must I use if I am an owner or operator of a stationary CI internal combustion engine with a displacement of less than 30 liters per cylinder?

**60.4213** What test methods and other procedures must I use if I am an owner or operator of a stationary CI internal combustion engine with a displacement of greater than or equal to 30 liters per cylinder?

**Notification, Reports, and Records for Owners and Operators**

**60.4214** What are my notification, reporting, and recordkeeping requirements if I am an owner or operator of a stationary CI internal combustion engine?

**Special Requirements**

**60.4215** What requirements must I meet for engines used in Guam, American Samoa, or the Commonwealth of the Northern Mariana Islands?

**60.4216** What requirements must I meet for engines used in Alaska?

**SECTION 4. APPENDIX H**

---

**NSPS SUBPART III, STATIONARY COMPRESSION IGNITION INTERNAL COMBUSTION ENGINES**

---

**60.4217** What emission standards must I meet if I am an owner or operator of a stationary internal combustion engine using special fuels?

**General Provisions**

**60.4218** What parts of the General Provisions apply to me?

**Definitions**

**60.4219** What definitions apply to this subpart?

**Tables to Subpart III of Part 60**

**Table 1** to Subpart III of Part 60--Emission Standards for Stationary Pre-2007 Model Year Engines with a displacement of < 10 liters per cylinder and 2007-2010 Model Year Engines >2,237 KW (3,000 HP) and with a displacement of < 10 liters per cylinder

**Table 2** to Subpart III of Part 60--Emission Standards for 2008 Model Year and Later Emergency Stationary CI ICE < 37 KW (50 HP) and with a Displacement of < 10 liters per cylinder

**Table 3** to Subpart III of Part 60--Certification Requirements for Stationary Fire Pump Engines

**Table 4** to Subpart III of Part 60--Emission Standards for Stationary Fire Pump Engines

**Table 5** to Subpart III of Part 60--Labeling and Recordkeeping Requirements for New Stationary Emergency Engines

**Table 6** to Subpart III of Part 60--Optional 3-Mode Test Cycle for Stationary Fire Pump Engines

**Table 7** to Subpart III of Part 60--Requirements for Performance Tests for Stationary CI ICE with a displacement of >=30 liters per cylinder

**Table 8** to Subpart III of Part 60--Applicability of General Provisions to Subpart III

**Sec. 60.4200 Am I subject to this subpart?**

(a) The provisions of this subpart are applicable to manufacturers, owners, and operators of stationary compression ignition (CI) internal combustion engines (ICE) as specified in paragraphs (a)(1) through (3) of this section. For the purposes of this subpart, the date that construction commences is the date the engine is ordered by the owner or operator.

(1) Manufacturers of stationary CI ICE with a displacement of less than 30 liters per cylinder where the model year is:

(i) 2007 or later, for engines that are not fire pump engines,

(ii) The model year listed in table 3 to this subpart or later model year, for fire pump engines.

(2) Owners and operators of stationary CI ICE that commence construction after July 11, 2005 where the stationary CI ICE are:

(i) Manufactured after April 1, 2006 and are not fire pump engines, or

(ii) Manufactured as a certified National Fire Protection Association (NFPA) fire pump engine after

July 1, 2006.

(3) Owners and operators of stationary CI ICE that modify or reconstruct their stationary CI ICE after July 11, 2005.

(b) The provisions of this subpart are not applicable to stationary CI ICE being tested at a stationary CI ICE test cell/stand.

(c) If you are an owner or operator of an area source subject to this subpart, you are exempt from the obligation to obtain a permit under 40 CFR part 70 or 40 CFR part 71, provided you are not required to obtain a permit under 40 CFR 70.3(a) or 40 CFR 71.3(a) for a reason other than your status as an area source under this subpart. Notwithstanding the previous sentence, you must continue to comply with the provisions of this subpart applicable to area sources.

(d) Stationary CI ICE may be eligible for exemption from the requirements of this subpart as described in 40 CFR part 1068, subpart C (or the exemptions described in 40 CFR part 89, subpart J and 40 CFR part 94, subpart J, for engines that would need to be certified to standards in those parts), except that owners and operators, as well as manufacturers, may be eligible to request an exemption for national security.

## SECTION 4. APPENDIX H

### NSPS SUBPART III, STATIONARY COMPRESSION IGNITION INTERNAL COMBUSTION ENGINES

#### **Sec. 60.4201 What emission standards must I meet for non-emergency engines if I am a stationary CI internal combustion engine manufacturer?**

(a) Stationary CI internal combustion engine manufacturers must certify their 2007 model year and later non-emergency stationary CI ICE with a maximum engine power less than or equal to 2,237 kilowatt (KW) (3,000 horsepower (HP)) and a displacement of less than 10 liters per cylinder to the certification emission standards for new nonroad CI engines in 40 CFR 89.112, 40 CFR 89.113, 40 CFR 1039.101, 40 CFR 1039.102, 40 CFR 1039.104, 40 CFR 1039.105, 40 CFR 1039.107, and 40 CFR 1039.115, as applicable, for all pollutants, for the same model year and maximum engine power.

(b) Stationary CI internal combustion engine manufacturers must certify their 2007 through 2010 model year non-emergency stationary CI ICE with a maximum engine power greater than 2,237 KW (3,000 HP) and a displacement of less than 10 liters per cylinder to the emission standards in table 1 to this subpart, for all pollutants, for the same maximum engine power.

(c) Stationary CI internal combustion engine manufacturers must certify their 2011 model year and later non-emergency stationary CI ICE with a maximum engine power greater than 2,237 KW (3,000 HP) and a displacement of less than 10 liters per cylinder to the certification emission standards for new nonroad CI engines in 40 CFR 1039.101, 40 CFR 1039.102, 40 CFR 1039.104, 40 CFR 1039.105, 40 CFR 1039.107, and 40 CFR 1039.115, as applicable, for all pollutants, for the same maximum engine power.

(d) Stationary CI internal combustion engine manufacturers must certify their 2007 model year and later non-emergency stationary CI ICE with a displacement of greater than or equal to 10 liters per cylinder and less than 30 liters per cylinder to the certification emission standards for new marine CI engines in 40 CFR 94.8, as applicable, for all pollutants, for the same displacement and maximum engine power.

#### **Sec. 60.4202 What emission standards must I meet for emergency engines if I am a stationary CI internal combustion engine manufacturer?**

(a) Stationary CI internal combustion engine manufacturers must certify their 2007 model year and later emergency stationary CI ICE with a maximum engine power less than or equal to 2,237 KW (3,000 HP) and a displacement of less than 10 liters per cylinder that are not fire pump engines to the emission standards specified in paragraphs (a)(1) through (2) of this section.

(1) For engines with a maximum engine power less than 37 KW (50 HP):

(i) The certification emission standards for new nonroad CI engines for the same model year and maximum engine power in 40 CFR 89.112 and 40 CFR 89.113 for all pollutants for model year 2007 engines, and

(ii) The certification emission standards for new nonroad CI engines in 40 CFR 1039.104, 40 CFR 1039.105, 40 CFR 1039.107, 40 CFR 1039.115, and table 2 to this subpart, for 2008 model year and later engines.

(2) For engines with a maximum engine power greater than or equal to 37 KW (50 HP), the certification emission standards for new nonroad CI engines for the same model year and maximum engine power in 40 CFR 89.112 and 40 CFR 89.113 for all pollutants beginning in model year 2007.

(b) Stationary CI internal combustion engine manufacturers must certify their 2007 model year and later emergency stationary CI ICE with a maximum engine power greater than 2,237 KW (3,000 HP) and a displacement of less than 10 liters per cylinder that are not fire pump engines to the emission standards specified in paragraphs (b)(1) through (2) of this section.

(1) For 2007 through 2010 model years, the emission standards in table 1 to this subpart, for all pollutants, for the same maximum engine power.

(2) For 2011 model year and later, the certification emission standards for new nonroad CI engines for engines of the same model year and maximum engine power in 40 CFR 89.112 and 40 CFR 89.113 for all pollutants.

(c) Stationary CI internal combustion engine manufacturers must certify their 2007 model year and later emergency stationary CI ICE with a displacement of greater than or equal to 10 liters per cylinder and less than 30 liters per cylinder

## SECTION 4. APPENDIX H

### NSPS SUBPART III, STATIONARY COMPRESSION IGNITION INTERNAL COMBUSTION ENGINES

that are not fire pump engines to the certification emission standards for new marine CI engines in 40 CFR 94.8, as applicable, for all pollutants, for the same displacement and maximum engine power.

(d) Beginning with the model years in table 3 to this subpart, stationary CI internal combustion engine manufacturers must certify their fire pump stationary CI ICE to the emission standards in table 4 to this subpart, for all pollutants, for the same model year and NFPA nameplate power.

#### **Sec. 60.4203 How long must my engines meet the emission standards if I am a stationary CI internal combustion engine manufacturer?**

Engines manufactured by stationary CI internal combustion engine manufacturers must meet the emission standards as required in Sec. Sec. 60.4201 and 60.4202 during the useful life of the engines.

#### **Sec. 60.4204 What emission standards must I meet for non-emergency engines if I am an owner or operator of a stationary CI internal combustion engine?**

(a) Owners and operators of pre-2007 model year non-emergency stationary CI ICE with a displacement of less than 10 liters per cylinder must comply with the emission standards in table 1 to this subpart. Owners and operators of pre-2007 model year non-emergency stationary CI ICE with a displacement of greater than or equal to 10 liters per cylinder and less than 30 liters per cylinder must comply with the emission standards in 40 CFR 94.8(a)(1).

(b) Owners and operators of 2007 model year and later non-emergency stationary CI ICE with a displacement of less than 30 liters per cylinder must comply with the emission standards for new CI engines in Sec. 60.4201 for their 2007 model year and later stationary CI ICE, as applicable.

(c) Owners and operators of non-emergency stationary CI ICE with a displacement of greater than or equal to 30 liters per cylinder must meet the requirements in paragraphs (c)(1) and (2) of this section.

(1) Reduce nitrogen oxides (NOX) emissions by 90 percent or more, or limit the emissions of NOX in the stationary CI internal combustion engine exhaust to 1.6 grams per KW-hour (g/KW-hr) (1.2 grams per HP-hour (g/HP-hr)).

(2) Reduce particulate matter (PM) emissions by 60 percent or more, or limit the emissions of PM in the stationary CI internal combustion engine exhaust to 0.15 g/KW-hr (0.11 g/HP-hr).

#### **Sec. 60.4205 What emission standards must I meet for emergency engines if I am an owner or operator of a stationary CI internal combustion engine?**

(a) Owners and operators of pre-2007 model year emergency stationary CI ICE with a displacement of less than 10 liters per cylinder that are not fire pump engines must comply with the emission standards in table 1 to this subpart. Owners and operators of pre-2007 model year non-emergency stationary CI ICE with a displacement of greater than or equal to 10 liters per cylinder and less than 30 liters per cylinder that are not fire pump engines must comply with the emission standards in 40 CFR 94.8(a)(1).

(b) Owners and operators of 2007 model year and later emergency stationary CI ICE with a displacement of less than 30 liters per cylinder that are not fire pump engines must comply with the emission standards for new nonroad CI engines in Sec. 60.4202, for all pollutants, for the same model year and maximum engine power for their 2007 model year and later emergency stationary CI ICE.

(c) Owners and operators of fire pump engines with a displacement of less than 30 liters per cylinder must comply with the emission standards in table 4 to this subpart, for all pollutants.

(d) Owners and operators of emergency stationary CI ICE with a displacement of greater than or equal to 30 liters per cylinder must meet the requirements in paragraphs (d)(1) and (2) of this section.

(1) Reduce NOX emissions by 90 percent or more, or limit the emissions of NOX in the stationary CI internal combustion engine exhaust to 1.6 grams per KW-hour (1.2 grams per HP-hour).

**SECTION 4. APPENDIX H**

---

**NSPS SUBPART III, STATIONARY COMPRESSION IGNITION INTERNAL COMBUSTION ENGINES**

---

(2) Reduce PM emissions by 60 percent or more, or limit the emissions of PM in the stationary CI internal combustion engine exhaust to 0.15 g/KW-hr (0.11 g/HP-hr).

**Sec. 60.4206 How long must I meet the emission standards if I am an owner or operator of a stationary CI internal combustion engine?**

Owners and operators of stationary CI ICE must operate and maintain stationary CI ICE that achieve the emission standards as required in Sec. Sec. 60.4204 and 60.4205 according to the manufacturer's written instructions or procedures developed by the owner or operator that are approved by the engine manufacturer, over the entire life of the engine.

**Sec. 60.4207 What fuel requirements must I meet if I am an owner or operator of a stationary CI internal combustion engine subject to this subpart?**

(a) Beginning October 1, 2007, owners and operators of stationary CI ICE subject to this subpart that use diesel fuel must use diesel fuel that meets the requirements of 40 CFR 80.510(a).

(b) Beginning October 1, 2010, owners and operators of stationary CI ICE subject to this subpart with a displacement of less than 30 liters per cylinder that use diesel fuel must use diesel fuel that meets the requirements of 40 CFR 80.510(b) for nonroad diesel fuel.

(c) Owners and operators of pre-2011 model year stationary CI ICE subject to this subpart may petition the Administrator for approval to use remaining non-compliant fuel that does not meet the fuel requirements of paragraphs (a) and (b) of this section beyond the dates required for the purpose of using up existing fuel inventories. If approved, the petition will be valid for a period of up to 6 months. If additional time is needed, the owner or operator is required to submit a new petition to the Administrator.

(d) Owners and operators of pre-2011 model year stationary CI ICE subject to this subpart that are located in areas of Alaska not accessible by the Federal Aid Highway System may petition the Administrator for approval to use any fuels mixed with used lubricating oil that do not meet the fuel requirements of paragraphs (a) and (b) of this section. Owners and operators must demonstrate in their petition to the Administrator that there is no other place to use the lubricating oil. If approved, the petition will be valid for a period of up to 6 months. If additional time is needed, the owner or operator is required to submit a new petition to the Administrator.

(e) Stationary CI ICE that have a national security exemption under Sec. 60.4200(d) are also exempt from the fuel requirements in this section.

**Sec. 60.4208 What is the deadline for importing or installing stationary CI ICE produced in the previous model year?**

(a) After December 31, 2008, owners and operators may not install stationary CI ICE (excluding fire pump engines) that do not meet the applicable requirements for 2007 model year engines.

(b) After December 31, 2009, owners and operators may not install stationary CI ICE with a maximum engine power of less than 19 KW (25 HP) (excluding fire pump engines) that do not meet the applicable requirements for 2008 model year engines.

(c) After December 31, 2014, owners and operators may not install non-emergency stationary CI ICE with a maximum engine power of greater than or equal to 19 KW (25 HP) and less than 56 KW (75 HP) that do not meet the applicable requirements for 2013 model year non-emergency engines.

(d) After December 31, 2013, owners and operators may not install non-emergency stationary CI ICE with a maximum engine power of greater than or equal to 56 KW (75 HP) and less than 130 KW (175 HP) that do not meet the applicable requirements for 2012 model year non-emergency engines.

**SECTION 4. APPENDIX H**

**NSPS SUBPART III, STATIONARY COMPRESSION IGNITION INTERNAL COMBUSTION ENGINES**

---

(e) After December 31, 2012, owners and operators may not install non-emergency stationary CI ICE with a maximum engine power of greater than or equal to 130 KW (175 HP), including those above 560 KW (750 HP), that do not meet the applicable requirements for 2011 model year non-emergency engines.

(f) After December 31, 2016, owners and operators may not install non-emergency stationary CI ICE with a maximum engine power of greater than or equal to 560 KW (750 HP) that do not meet the applicable requirements for 2015 model year non-emergency engines.

(g) In addition to the requirements specified in Sec. Sec. 60.4201, 60.4202, 60.4204, and 60.4205, it is prohibited to import stationary CI ICE with a displacement of less than 30 liters per cylinder that do not meet the applicable requirements specified in paragraphs (a) through (f) of this section after the dates specified in paragraphs (a) through (f) of this section.

(h) The requirements of this section do not apply to owners or operators of stationary CI ICE that have been modified, reconstructed, and do not apply to engines that were removed from one existing location and reinstalled at a new location.

**Sec. 60.4209 What are the monitoring requirements if I am an owner or operator of a stationary CI internal combustion engine?**

If you are an owner or operator, you must meet the monitoring requirements of this section. In addition, you must also meet the monitoring requirements specified in Sec. 60.4211.

(a) If you are an owner or operator of an emergency stationary CI internal combustion engine, you must install a non-resettable hour meter prior to startup of the engine.

(b) If you are an owner or operator of a stationary CI internal combustion engine equipped with a diesel particulate filter to comply with the emission standards in Sec. 60.4204, the diesel particulate filter must be installed with a backpressure monitor that notifies the owner or operator when the high backpressure limit of the engine is approached.

**Sec. 60.4210 What are my compliance requirements if I am a stationary CI internal combustion engine manufacturer?**

(a) Stationary CI internal combustion engine manufacturers must certify their stationary CI ICE with a displacement of less than 10 liters per cylinder to the emission standards specified in Sec. 60.4201(a) through (c) and Sec. 60.4202(a), (b) and (d) using the certification procedures required in 40 CFR part 89, subpart B, or 40 CFR part 1039, subpart C, as applicable, and must test their engines as specified in those parts. For the purposes of this subpart, engines certified to the standards in table 1 to this subpart shall be subject to the same requirements as engines certified to the standards in 40 CFR part 89. For the purposes of this subpart, engines certified to the standards in table 4 to this subpart shall be subject to the same requirements as engines certified to the standards in 40 CFR part 89, except that engines with NFPA nameplate power of less than 37 KW (50 HP) certified to model year 2011 or later standards shall be subject to the same requirements as engines certified to the standards in 40 CFR part 1039.

(b) Stationary CI internal combustion engine manufacturers must certify their stationary CI ICE with a displacement of greater than or equal to 10 liters per cylinder and less than 30 liters per cylinder to the emission standards specified in Sec. 60.4201(d) and Sec. 60.4202(c) using the certification procedures required in 40 CFR part 94 subpart C, and must test their engines as specified in 40 CFR part 94.

(c) Stationary CI internal combustion engine manufacturers must meet the requirements of 40 CFR 1039.120, 40 CFR 1039.125, 40 CFR 1039.130, 40 CFR 1039.135, and 40 CFR part 1068 for engines that are certified to the emission standards in 40 CFR part 1039. Stationary CI internal combustion engine manufacturers must meet the corresponding provisions of 40 CFR part 89 or 40 CFR part 94 for engines that would be covered by that part if they were nonroad (including marine) engines. Labels on such engines must refer to stationary engines, rather than or in addition to nonroad or

## SECTION 4. APPENDIX H

### NSPS SUBPART III, STATIONARY COMPRESSION IGNITION INTERNAL COMBUSTION ENGINES

marine engines, as appropriate. Stationary CI internal combustion engine manufacturers must label their engines according to paragraphs (c)(1) through (3) of this section.

(1) Stationary CI internal combustion engines manufactured from January 1, 2006 to March 31, 2006 (January 1, 2006 to June 30, 2006 for fire pump engines), other than those that are part of certified engine families under the nonroad CI engine regulations, must be labeled according to 40 CFR 1039.20.

(2) Stationary CI internal combustion engines manufactured from April 1, 2006 to December 31, 2006 (or, for fire pump engines, July 1, 2006 to December 31 of the year preceding the year listed in table 3 to this subpart) must be labeled according to paragraphs (c)(2)(i) through (iii) of this section:

(i) Stationary CI internal combustion engines that are part of certified engine families under the nonroad regulations must meet the labeling requirements for nonroad CI engines, but do not have to meet the labeling requirements in 40 CFR 1039.20.

(ii) Stationary CI internal combustion engines that meet Tier 1 requirements (or requirements for fire pumps) under this subpart, but do not meet the requirements applicable to nonroad CI engines must be labeled according to 40 CFR 1039.20. The engine manufacturer may add language to the label clarifying that the engine meets Tier 1 requirements (or requirements for fire pumps) of this subpart.

(iii) Stationary CI internal combustion engines manufactured after April 1, 2006 that do not meet Tier 1 requirements of this subpart, or fire pumps engines manufactured after July 1, 2006 that do not meet the requirements for fire pumps under this subpart, may not be used in the U.S. If any such engines are manufactured in the U.S. after April 1, 2006 (July 1, 2006 for fire pump engines), they must be exported or must be brought into compliance with the appropriate standards prior to initial operation. The export provisions of 40 CFR 1068.230 would apply to engines for export and the manufacturers must label such engines according to 40 CFR 1068.230.

(3) Stationary CI internal combustion engines manufactured after January 1, 2007 (for fire pump engines, after January 1 of the year listed in table 3 to this subpart, as applicable) must be labeled according to paragraphs (c)(3)(i) through (iii) of this section.

(i) Stationary CI internal combustion engines that meet the requirements of this subpart and the corresponding requirements for nonroad (including marine) engines of the same model year and HP must be labeled according to the provisions in part 89, 94 or 1039, as appropriate.

(ii) Stationary CI internal combustion engines that meet the requirements of this subpart, but are not certified to the standards applicable to nonroad (including marine) engines of the same model year and HP must be labeled according to the provisions in part 89, 94 or 1039, as appropriate, but the words "stationary" must be included instead of "nonroad" or "marine" on the label. In addition, such engines must be labeled according to 40 CFR 1039.20.

(iii) Stationary CI internal combustion engines that do not meet the requirements of this subpart must be labeled according to 40 CFR 1068.230 and must be exported under the provisions of 40 CFR 1068.230.

(d) An engine manufacturer certifying an engine family or families to standards under this subpart that are identical to standards applicable under parts 89, 94, or 1039 for that model year may certify any such family that contains both nonroad (including marine) and stationary engines as a single engine family and/or may include any such family containing stationary engines in the averaging, banking and trading provisions applicable for such engines under those parts.

(e) Manufacturers of engine families discussed in paragraph (d) of this section may meet the labeling requirements referred to in paragraph (c) of this section for stationary CI ICE by either adding a separate label containing the information required in paragraph (c) of this section or by adding the words "and stationary" after the word "nonroad" or "marine," as appropriate, to the label.

(f) Starting with the model years shown in table 5 to this subpart, stationary CI internal combustion engine manufacturers must add a permanent label stating that the engine is for stationary emergency use only to each new emergency stationary CI internal combustion engine greater than or equal to 19 KW (25 HP) that meets all the emission standards for emergency engines in Sec. 60.4202 but does not meet all the emission standards for non-emergency engines in Sec. 60.4201. The label must be added according to the labeling requirements specified in 40 CFR 1039.135(b). Engine manufacturers must specify in the owner's manual that operation of emergency engines is limited to emergency operations and required maintenance and testing.

## SECTION 4. APPENDIX H

### NSPS SUBPART III, STATIONARY COMPRESSION IGNITION INTERNAL COMBUSTION ENGINES

(g) Manufacturers of fire pump engines may use the test cycle in table 6 to this subpart for testing fire pump engines and may test at the NFPA certified nameplate HP, provided that the engine is labeled as "Fire Pump Applications Only".

(h) Engine manufacturers, including importers, may introduce into commerce uncertified engines or engines certified to earlier standards that were manufactured before the new or changed standards took effect until inventories are depleted, as long as such engines are part of normal inventory. For example, if the engine manufacturers' normal industry practice is to keep on hand a one-month supply of engines based on its projected sales, and a new tier of standards starts to apply for the 2009 model year, the engine manufacturer may manufacture engines based on the normal inventory requirements late in the 2008 model year, and sell those engines for installation. The engine manufacturer may not circumvent the provisions of Sec. 60.4201 or 60.4202 by stockpiling engines that are built before new or changed standards take effect. Stockpiling of such engines beyond normal industry practice is a violation of this subpart.

(i) The replacement engine provisions of 40 CFR 89.1003(b)(7), 40 CFR 94.1103(b)(3), 40 CFR 94.1103(b)(4) and 40 CFR 1068.240 are applicable to stationary CI engines replacing existing equipment that is less than 15 years old.

#### **Sec. 60.4211 What are my compliance requirements if I am an owner or operator of a stationary CI internal combustion engine?**

(a) If you are an owner or operator and must comply with the emission standards specified in this subpart, you must operate and maintain the stationary CI internal combustion engine and control device according to the manufacturer's written instructions or procedures developed by the owner or operator that are approved by the engine manufacturer. In addition, owners and operators may only change those settings that are permitted by the manufacturer. You must also meet the requirements of 40 CFR parts 89, 94 and/or 1068, as they apply to you.

(b) If you are an owner or operator of a pre-2007 model year stationary CI internal combustion engine and must comply with the emission standards specified in Sec. 60.4204(a) or 60.4205(a), or if you are an owner or operator of a CI fire pump engine that is manufactured prior to the model years in table 3 to this subpart and must comply with the emission standards specified in Sec. 60.4205(c), you must demonstrate compliance according to one of the methods specified in paragraphs (b)(1) through (5) of this section.

(1) Purchasing an engine certified according to 40 CFR part 89 or 40 CFR part 94, as applicable, for the same model year and maximum engine power. The engine must be installed and configured according to the manufacturer's specifications.

(2) Keeping records of performance test results for each pollutant for a test conducted on a similar engine. The test must have been conducted using the same methods specified in this subpart and these methods must have been followed correctly.

(3) Keeping records of engine manufacturer data indicating compliance with the standards.

(4) Keeping records of control device vendor data indicating compliance with the standards.

(5) Conducting an initial performance test to demonstrate compliance with the emission standards according to the requirements specified in Sec. 60.4212, as applicable.

(c) If you are an owner or operator of a 2007 model year and later stationary CI internal combustion engine and must comply with the emission standards specified in Sec. 60.4204(b) or Sec. 60.4205(b), or if you are an owner or operator of a CI fire pump engine that is manufactured during or after the model year that applies to your fire pump engine power rating in table 3 to this subpart and must comply with the emission standards specified in Sec. 60.4205(c), you must comply by purchasing an engine certified to the emission standards in Sec. 60.4204(b), or Sec. 60.4205(b) or (c), as applicable, for the same model year and maximum (or in the case of fire pumps, NFPA nameplate) engine power. The engine must be installed and configured according to the manufacturer's specifications.

(d) If you are an owner or operator and must comply with the emission standards specified in Sec. 60.4204(c) or Sec. 60.4205(d), you must demonstrate compliance according to the requirements specified in paragraphs (d)(1) through (3) of this section.

(1) Conducting an initial performance test to demonstrate initial compliance with the emission standards as specified in Sec. 60.4213.



**SECTION 4. APPENDIX H**

**NSPS SUBPART III, STATIONARY COMPRESSION IGNITION INTERNAL COMBUSTION ENGINES**

(2) Establishing operating parameters to be monitored continuously to ensure the stationary internal combustion engine continues to meet the emission standards. The owner or operator must petition the Administrator for approval of operating parameters to be monitored continuously. The petition must include the information described in paragraphs (d)(2)(i) through (v) of this section.

(i) Identification of the specific parameters you propose to monitor continuously;

(ii) A discussion of the relationship between these parameters and NOX and PM emissions, identifying how the emissions of these pollutants change with changes in these parameters, and how limitations on these parameters will serve to limit NOX and PM emissions;

(iii) A discussion of how you will establish the upper and/or lower values for these parameters which will establish the limits on these parameters in the operating limitations;

(iv) A discussion identifying the methods and the instruments you will use to monitor these parameters, as well as the relative accuracy and precision of these methods and instruments; and

(v) A discussion identifying the frequency and methods for recalibrating the instruments you will use for monitoring these parameters.

(3) For non-emergency engines with a displacement of greater than or equal to 30 liters per cylinder, conducting annual performance tests to demonstrate continuous compliance with the emission standards as specified in Sec. 60.4213.

(e) Emergency stationary ICE may be operated for the purpose of maintenance checks and readiness testing, provided that the tests are recommended by Federal, State, or local government, the manufacturer, the vendor, or the insurance company associated with the engine. Maintenance checks and readiness testing of such units is limited to 100 hours per year. There is no time limit on the use of emergency stationary ICE in emergency situations. Anyone may petition the Administrator for approval of additional hours to be used for maintenance checks and readiness testing, but a petition is not required if the owner or operator maintains records indicating that Federal, State, or local standards require maintenance and testing of emergency ICE beyond 100 hours per year. For owners and operators of emergency engines meeting standards under Sec. 60.4205 but not Sec. 60.4204, any operation other than emergency operation, and maintenance and testing as permitted in this section, is prohibited.

**Sec. 60.4212 What test methods and other procedures must I use if I am an owner or operator of a stationary CI internal combustion engine with a displacement of less than 30 liters per cylinder?**

Owners and operators of stationary CI ICE with a displacement of less than 30 liters per cylinder who conduct performance tests pursuant to this subpart must do so according to paragraphs (a) through (d) of this section.

(a) The performance test must be conducted according to the in-use testing procedures in 40 CFR part 1039, subpart F.

(b) Exhaust emissions from stationary CI ICE that are complying with the emission standards for new CI engines in 40 CFR part 1039 must not exceed the not-to-exceed (NTE) standards for the same model year and maximum engine power as required in 40 CFR 1039.101(e) and 40 CFR 1039.102(g)(1), except as specified in 40 CFR 1039.104(d). This requirement starts when NTE requirements take effect for nonroad diesel engines under 40 CFR part 1039.

(c) Exhaust emissions from stationary CI ICE that are complying with the emission standards for new CI engines in 40 CFR 89.112 or 40 CFR 94.8, as applicable, must not exceed the NTE numerical requirements, rounded to the same number of decimal places as the applicable standard in 40 CFR 89.112 or 40 CFR 94.8, as applicable, determined from the following equation:

$$\text{NTE requirement for each pollutant} = (1.25) \times (\text{STD}) \quad (\text{Eq. 1})$$

Where:

STD = The standard specified for that pollutant in 40 CFR 89.112 or 40 CFR 94.8, as applicable.

Alternatively, stationary CI ICE that are complying with the emission standards for new CI engines in 40 CFR 89.112 or 40 CFR 94.8 may follow the testing procedures specified in Sec. 60.4213 of this subpart, as appropriate.

SECTION 4. APPENDIX H

NSPS SUBPART III, STATIONARY COMPRESSION IGNITION INTERNAL COMBUSTION ENGINES

(d) Exhaust emissions from stationary CI ICE that are complying with the emission standards for pre-2007 model year engines in Sec. 60.4204(a), Sec. 60.4205(a), or Sec. 60.4205(c) must not exceed the NTE numerical requirements, rounded to the same number of decimal places as the applicable standard in Sec. 60.4204(a), Sec. 60.4205(a), or Sec. 60.4205(c), determined from the equation in paragraph (c) of this section.

Where:

STD = The standard specified for that pollutant in Sec. 60.4204(a), Sec. 60.4205(a), or Sec. 60.4205(c).

Alternatively, stationary CI ICE that are complying with the emission standards for pre-2007 model year engines in Sec. 60.4204(a), Sec. 60.4205(a), or Sec. 60.4205(c) may follow the testing procedures specified in Sec. 60.4213, as appropriate.

**Sec. 60.4213 What test methods and other procedures must I use if I am an owner or operator of a stationary CI internal combustion engine with a displacement of greater than or equal to 30 liters per cylinder?**

Owners and operators of stationary CI ICE with a displacement of greater than or equal to 30 liters per cylinder must conduct performance tests according to paragraphs (a) through (d) of this section.

(a) Each performance test must be conducted according to the requirements in Sec. 60.8 and under the specific conditions that this subpart specifies in table 7. The test must be conducted within 10 percent of 100 percent peak (or the highest achievable) load.

(b) You may not conduct performance tests during periods of startup, shutdown, or malfunction, as specified in Sec. 60.8(c).

(c) You must conduct three separate test runs for each performance test required in this section, as specified in Sec. 60.8(f). Each test run must last at least 1 hour.

(d) To determine compliance with the percent reduction requirement, you must follow the requirements as specified in paragraphs (d)(1) through (3) of this section.

(1) You must use Equation 2 of this section to determine compliance with the percent reduction requirement:

$$\frac{C_i - C_o}{C_i} \times 100 = R \quad (\text{Eq. 2})$$

Where:

C<sub>i</sub> = concentration of NOX or PM at the control device inlet,

C<sub>o</sub> = concentration of NOX or PM at the control device outlet, and

R = percent reduction of NOX or PM emissions.

(2) You must normalize the NOX or PM concentrations at the inlet and outlet of the control device to a dry basis and to 15 percent oxygen (O<sub>2</sub>) using Equation 3 of this section, or an equivalent percent carbon dioxide (CO<sub>2</sub>) using the procedures described in paragraph (d)(3) of this section.

$$C_{\text{adj}} = C_d \frac{5.9}{20.9 - \% \text{O}_2} \quad (\text{Eq. 3})$$

Where:

C<sub>adj</sub> = Calculated NOX or PM concentration adjusted to 15 percent O<sub>2</sub>.

C<sub>d</sub> = Measured concentration of NOX or PM, uncorrected.

5.9 = 20.9 percent O<sub>2</sub>-15 percent O<sub>2</sub>, the defined O<sub>2</sub> correction value, percent.

%O<sub>2</sub> = Measured O<sub>2</sub> concentration, dry basis, percent.

SECTION 4. APPENDIX H

NSPS SUBPART III, STATIONARY COMPRESSION IGNITION INTERNAL COMBUSTION ENGINES

(3) If pollutant concentrations are to be corrected to 15 percent O2 and CO2 concentration is measured in lieu of O2 concentration measurement, a CO2 correction factor is needed. Calculate the CO2 correction factor as described in paragraphs (d)(3)(i) through (iii) of this section.

(i) Calculate the fuel-specific Fo value for the fuel burned during the test using values obtained from Method 19, Section 5.2, and the following equation:

$$F_o = \frac{0.209 F_d}{F_c} \quad (\text{Eq. 4})$$

Where:

Fo = Fuel factor based on the ratio of O2 volume to the ultimate CO2 volume produced by the fuel at zero percent excess air.

0.209 = Fraction of air that is O2, percent/100.

Fd = Ratio of the volume of dry effluent gas to the gross calorific value of the fuel from Method 19,  $\text{dsm}^3/\text{J}$  ( $\text{dscf}/10^6 \text{ Btu}$ ).

Fc = Ratio of the volume of CO2 produced to the gross calorific value of the fuel from Method 19,  $\text{dsm}^3/\text{J}$  ( $\text{dscf}/10^6 \text{ Btu}$ ).

(ii) Calculate the CO2 correction factor for correcting measurement data to 15 percent O2, as follows:

$$X_{\text{CO}_2} = \frac{5.9}{F_o} \quad (\text{Eq. 5})$$

Where:

XCO2 = CO2 correction factor, percent.

5.9 = 20.9 percent O2-15 percent O2, the defined O2 correction value, percent.

(iii) Calculate the NOX and PM gas concentrations adjusted to 15 percent O2 using CO2 as follows:

$$C_{\text{adj}} = C_d \frac{X_{\text{CO}_2}}{\% \text{CO}_2} \quad (\text{Eq. 6})$$

Where:

Cadj = Calculated NOX or PM concentration adjusted to 15 percent O2.

Cd = Measured concentration of NOX or PM, uncorrected.

%CO2 = Measured CO2 concentration, dry basis, percent.

(e) To determine compliance with the NOX mass per unit output emission limitation, convert the concentration of NOX in the engine exhaust using Equation 7 of this section:

$$ER = \frac{C_d \times 1.912 \times 10^{-3} \times Q \times T}{\text{KW-hour}} \quad (\text{Eq. 7})$$

Where:

ER = Emission rate in grams per KW-hour.

Cd = Measured NOX concentration in ppm.

$1.912 \times 10^{-3}$  = Conversion constant for ppm NOX to grams per standard cubic meter at 25 degrees Celsius.

Q = Stack gas volumetric flow rate, in standard cubic meter per hour.

**SECTION 4. APPENDIX H**

**NSPS SUBPART III, STATIONARY COMPRESSION IGNITION INTERNAL COMBUSTION ENGINES**

T = Time of test run, in hours.

KW-hour = Brake work of the engine, in KW-hour.

(f) To determine compliance with the PM mass per unit output emission limitation, convert the concentration of PM in the engine exhaust using Equation 8 of this section:

$$ER = \frac{C_{adj} \times Q \times T}{KW\text{-hour}} \quad (\text{Eq. 8})$$

Where:

ER = Emission rate in grams per KW-hour.

C<sub>adj</sub> = Calculated PM concentration in grams per standard cubic meter.

Q = Stack gas volumetric flow rate, in standard cubic meter per hour.

T = Time of test run, in hours.

KW-hour = Energy output of the engine, in KW.

**Sec. 60.4214 What are my notification, reporting, and recordkeeping requirements if I am an owner or operator of a stationary CI internal combustion engine?**

(a) Owners and operators of non-emergency stationary CI ICE that are greater than 2,237 KW (3,000 HP), or have a displacement of greater than or equal to 10 liters per cylinder, or are pre-2007 model year engines that are greater than 130 KW (175 HP) and not certified, must meet the requirements of paragraphs (a)(1) and (2) of this section.

(1) Submit an initial notification as required in Sec. 60.7(a)(1). The notification must include the information in paragraphs (a)(1)(i) through (v) of this section.

(i) Name and address of the owner or operator;

(ii) The address of the affected source;

(iii) Engine information including make, model, engine family, serial number, model year, maximum engine power, and engine displacement;

(iv) Emission control equipment; and

(v) Fuel used.

(2) Keep records of the information in paragraphs (a)(2)(i) through (iv) of this section.

(i) All notifications submitted to comply with this subpart and all documentation supporting any notification.

(ii) Maintenance conducted on the engine.

(iii) If the stationary CI internal combustion is a certified engine, documentation from the manufacturer that the engine is certified to meet the emission standards.

(iv) If the stationary CI internal combustion is not a certified engine, documentation that the engine meets the emission standards.

(b) If the stationary CI internal combustion engine is an emergency stationary internal combustion engine, the owner or operator is not required to submit an initial notification. Starting with the model years in table 5 to this subpart, if the emergency engine does not meet the standards applicable to non-emergency engines in the applicable model year, the owner or operator must keep records of the operation of the engine in emergency and non-emergency service that are recorded through the non-resettable hour meter. The owner must record the time of operation of the engine and the reason the engine was in operation during that time.

(c) If the stationary CI internal combustion engine is equipped with a diesel particulate filter, the owner or operator must keep records of any corrective action taken after the backpressure monitor has notified the owner or operator that the high backpressure limit of the engine is approached.

**Sec. 60.4215 What requirements must I meet for engines used in Guam, American Samoa, or the Commonwealth of the Northern Mariana Islands?**

SECTION 4. APPENDIX H

NSPS SUBPART III, STATIONARY COMPRESSION IGNITION INTERNAL COMBUSTION ENGINES

(a) Stationary CI ICE that are used in Guam, American Samoa, or the Commonwealth of the Northern Mariana Islands are required to meet the applicable emission standards in Sec. 60.4205. Non-emergency stationary CI ICE with a displacement of greater than or equal to 30 liters per cylinder, must meet the applicable emission standards in Sec. 60.4204(c).

(b) Stationary CI ICE that are used in Guam, American Samoa, or the Commonwealth of the Northern Mariana Islands are not required to meet the fuel requirements in Sec. 60.4207.

**Sec. 60.4216 What requirements must I meet for engines used in Alaska?**

(a) Prior to December 1, 2010, owners and operators of stationary CI engines located in areas of Alaska not accessible by the Federal Aid Highway System should refer to 40 CFR part 69 to determine the diesel fuel requirements applicable to such engines.

(b) The Governor of Alaska may submit for EPA approval, by no later than January 11, 2008, an alternative plan for implementing the requirements of 40 CFR part 60, subpart III, for public-sector electrical utilities located in rural areas of Alaska not accessible by the Federal Aid Highway System. This alternative plan must be based on the requirements of section 111 of the Clean Air Act including any increased risks to human health and the environment and must also be based on the unique circumstances related to remote power generation, climatic conditions, and serious economic impacts resulting from implementation of 40 CFR part 60, subpart III. If EPA approves by rulemaking process an alternative plan, the provisions as approved by EPA under that plan shall apply to the diesel engines used in new stationary internal combustion engines subject to this paragraph.

**Sec. 60.4217 What emission standards must I meet if I am an owner or operator of a stationary internal combustion engine using special fuels?**

(a) Owners and operators of stationary CI ICE that do not use diesel fuel, or who have been given authority by the Administrator under Sec. 60.4207(d) of this subpart to use fuels that do not meet the fuel requirements of paragraphs (a) and (b) of Sec. 60.4207, may petition the Administrator for approval of alternative emission standards, if they can demonstrate that they use a fuel that is not the fuel on which the manufacturer of the engine certified the engine and that the engine cannot meet the applicable standards required in Sec. 60.4202 or Sec. 60.4203 using such fuels.

(b) [Reserved]

**Sec. 60.4218 What parts of the General Provisions apply to me?**

Table 8 to this subpart shows which parts of the General Provisions in Sec. Sec. 60.1 through 60.19 apply to you.

**Sec. 60.4219 What definitions apply to this subpart?**

As used in this subpart, all terms not defined herein shall have the meaning given them in the CAA and in subpart A of this part.

*Combustion turbine* means all equipment, including but not limited to the turbine, the fuel, air, lubrication and exhaust gas systems, control systems (except emissions control equipment), and any ancillary components and sub-components comprising any simple cycle combustion turbine, any regenerative/recuperative cycle combustion turbine, the combustion turbine portion of any cogeneration cycle combustion system, or the combustion turbine portion of any combined cycle steam/electric generating system.

*Compression ignition* means relating to a type of stationary internal combustion engine that is not a spark ignition engine.

## SECTION 4. APPENDIX H

### NSPS SUBPART III, STATIONARY COMPRESSION IGNITION INTERNAL COMBUSTION ENGINES

*Diesel fuel* means any liquid obtained from the distillation of petroleum with a boiling point of approximately 150 to 360 degrees Celsius. One commonly used form is number 2 distillate oil.

*Diesel particulate filter* means an emission control technology that reduces PM emissions by trapping the particles in a flow filter substrate and periodically removes the collected particles by either physical action or by oxidizing (burning off) the particles in a process called regeneration.

*Emergency stationary internal combustion engine* means any stationary internal combustion engine whose operation is limited to emergency situations and required testing and maintenance. Examples include stationary ICE used to produce power for critical networks or equipment (including power supplied to portions of a facility) when electric power from the local utility (or the normal power source, if the facility runs on its own power production) is interrupted, or stationary ICE used to pump water in the case of fire or flood, etc. Stationary CI ICE used to supply power to an electric grid or that supply power as part of a financial arrangement with another entity are not considered to be emergency engines.

*Engine manufacturer* means the manufacturer of the engine. See the definition of "manufacturer" in this section.

*Fire pump engine* means an emergency stationary internal combustion engine certified to NFPA requirements that is used to provide power to pump water for fire suppression or protection.

*Manufacturer* has the meaning given in section 216(1) of the Act. In general, this term includes any person who manufactures a stationary engine for sale in the United States or otherwise introduces a new stationary engine into commerce in the United States. This includes importers who import stationary engines for sale or resale.

*Maximum engine power* means maximum engine power as defined in 40 CFR 1039.801.

*Model year* means either:

(1) The calendar year in which the engine was originally produced, or

(2) The annual new model production period of the engine manufacturer if it is different than the calendar year. This must include January 1 of the calendar year for which the model year is named. It may not begin before January 2 of the previous calendar year and it must end by December 31 of the named calendar year. For an engine that is converted to a stationary engine after being placed into service as a nonroad or other non-stationary engine, model year means the calendar year or new model production period in which the engine was originally produced.

*Other internal combustion engine* means any internal combustion engine, except combustion turbines, which is not a reciprocating internal combustion engine or rotary internal combustion engine.

*Reciprocating internal combustion engine* means any internal combustion engine which uses reciprocating motion to convert heat energy into mechanical work.

*Rotary internal combustion engine* means any internal combustion engine which uses rotary motion to convert heat energy into mechanical work.

*Spark ignition* means relating to a gasoline, natural gas, or liquefied petroleum gas fueled engine or any other type of engine with a spark plug (or other sparking device) and with operating characteristics significantly similar to the theoretical Otto combustion cycle. Spark ignition engines usually use a throttle to regulate intake air flow to control power during normal operation. Dual-fuel engines in which a liquid fuel (typically diesel fuel) is used for CI and gaseous fuel (typically natural gas) is used as the primary fuel at an annual average ratio of less than 2 parts diesel fuel to 100 parts total fuel on an energy equivalent basis are spark ignition engines.

*Stationary internal combustion engine* means any internal combustion engine, except combustion turbines, that converts heat energy into mechanical work and is not mobile. Stationary ICE differ from mobile ICE in that a stationary internal combustion engine is not a nonroad engine as defined at 40 CFR 1068.30 (excluding paragraph (2)(ii) of that definition), and is not used to propel a motor vehicle or a vehicle used solely for competition. Stationary ICE include reciprocating ICE, rotary ICE, and other ICE, except combustion turbines.

*Subpart* means 40 CFR part 60, subpart IIII.

*Useful life* means the period during which the engine is designed to properly function in terms of reliability and fuel consumption, without being remanufactured, specified as a number of hours of operation or calendar years, whichever comes first. The values for useful life for stationary CI ICE with a displacement of less than 10 liters per cylinder are given in 40 CFR 1039.101(g). The values for useful life for stationary CI ICE with a displacement of greater than or equal to 10 liters per cylinder and less than 30 liters per cylinder are given in 40 CFR 94.9(a).

#### Tables to Subpart IIII of Part 60

**SECTION 4. APPENDIX H**

**NSPS SUBPART III, STATIONARY COMPRESSION IGNITION INTERNAL COMBUSTION ENGINES**

**TABLE 1 TO SUBPART III OF PART 60.—EMISSION STANDARDS FOR STATIONARY PRE-2007 MODEL YEAR ENGINES WITH A DISPLACEMENT OF <10 LITERS PER CYLINDER AND 2007–2010 MODEL YEAR ENGINES >2,237 KW (3,000 HP) AND WITH A DISPLACEMENT OF <10 LITERS PER CYLINDER**  
 [As stated in §§ 60.4201(b), 60.4202(b), 60.4204(a), and 60.4205(a), you must comply with the following emission standards]

Maximum engine power	Emission standards for stationary pre-2007 model year engines with a displacement of <10 liters per cylinder and 2007–2010 model year engines >2,237 KW (3,000 HP) and with a displacement of <10 liters per cylinder in g/KW-hr (g/HP-hr)				
	NMHC + NOX	HC	NOX	CO	PM
KW<8 (HP<11)	10.5 (7.8)	N/A	N/A	8.0 (6.0)	1.0 (0.75)
8≤KW<19 (11≤HP<25)	9.5 (7.1)	N/A	N/A	6.6 (4.9)	0.80(0.60)
19≤KW<37 (25≤HP<50)	9.5 (7.1)	N/A	N/A	5.5 (4.1)	0.80(0.60)
37≤KW<56 (50≤HP<75)	N/A	N/A	9.2 (6.9)	N/A	N/A
56≤KW<75 (75≤HP<100)	N/A	N/A	9.2 (6.9)	N/A	N/A
75≤KW<130 (100≤HP<175)	N/A	N/A	9.2 (6.9)	N/A	N/A
130≤KW<225 (175≤HP<300)	N/A	1.3 (1.0)	9.2 (6.9)	11.4 (8.5)	0.54 (0.40)
225≤KW<450 (300≤HP<600)	N/A	1.3 (1.0)	9.2 (6.9)	11.4 (8.5)	0.54 (0.40)
450≤KW≤560 (600≤HP≤750)	N/A	1.3 (1.0)	9.2 (6.9)	11.4 (8.5)	0.54 (0.40)
KW>560 (HP>750)	N/A	1.3 (1.0)	9.2 (6.9)	11.4 (8.5)	0.54 (0.40)

**TABLE 2 TO SUBPART III OF PART 60.—EMISSION STANDARDS FOR 2008 MODEL YEAR AND LATER EMERGENCY STATIONARY CI ICE <37 KW (50 HP) WITH A DISPLACEMENT OF <10 LITERS PER CYLINDER**  
 [As stated in § 60.4202(a)(1), you must comply with the following emission standards]

Engine power	Emission standards for 2008 model year and later emergency stationary CI ICE <37 KW (50 HP) with a displacement of <10 liters per cylinder in g/KW-hr (g/HP-hr)			
	Model year(s)	NOX + NMHC	CO	PM
KW<8 (HP<11)	2008+	7.5 (5.6)	8.0 (6.0)	0.40 (0.30)
8≤KW<19 (11≤HP<25)	2008+	7.5 (5.6)	6.6 (4.9)	0.40 (0.30)
19≤KW<37 (25≤HP<50)	2008+	7.5 (5.6)	5.5 (4.1)	0.30 (0.22)

**TABLE 3 TO SUBPART III OF PART 60.—CERTIFICATION REQUIREMENTS FOR STATIONARY FIRE PUMP ENGINES**

[As stated in § 60.4202(d), you must certify new stationary fire pump engines beginning with the following model years:]

<b>Engine power</b>	<b>Starting model year engine manufacturers must certify new stationary fire pump engines according to § 60.4202(d)</b>
---------------------	---

**SECTION 4. APPENDIX H**

**NSPS SUBPART III, STATIONARY COMPRESSION IGNITION INTERNAL COMBUSTION ENGINES**

KW<75 (HP<100)	2011
75≤KW<130 (100≤HP<175)	2010
130≤KW≤560 (175≤HP≤750)	2009
KW>560 (HP>750)	2008

**TABLE 4 TO SUBPART III OF PART 60.—EMISSION STANDARDS FOR STATIONARY FIRE PUMP ENGINES**  
 [As stated in §§ 60.4202(d) and 60.4205(c), you must comply with the following emission standards for stationary fire pump engines]

Maximum Engine Power	Model Years	NMHC + NO <sub>x</sub>	CO	PM
KW<8 (HP<11)	2010 and earlier	10.5 (7.8)	8.0 (6.0)	1.0 (.75)
	2011+	7.5 (5.6)	n/a	0.40 (0.30)
8≤KW<19 (11≤HP<25)	2010 and earlier	9.5 (7.1)	6.6 (4.9)	0.80 (0.60)
	2011+	7.5 (5.6)	n/a	0.40 (0.30)
19≤KW<37 (25≤HP<50)	2010 and earlier	9.5 (7.1)	5.5 (4.1)	0.80 (0.60)
	2011+	7.5 (5.6)	n/a	0.30 (0.22)
37≤KW<56 (50≤HP<75)	2010 and earlier	10.5 (7.8)	5.0 (3.7)	0.80 (0.60)
	2011+1	4.7 (3.5)	n/a	0.40 (0.30)
56≤KW<75 (75≤HP<100)	2010 and earlier	10.5 (7.8)	5.0 (3.7)	0.80 (0.60)
	2011+1	4.7 (3.5)	n/a	0.40 (0.30)
75≤KW<130 (100≤HP<175)	2009 and earlier	10.5 (7.8)	5.0 (3.7)	0.80 (0.60)
	2010+2	6.4 (4.8)	n/a	0.30 (0.22)
130≤KW<225 (175≤HP<300)	2008 and earlier	10.5 (7.8)	3.5 (2.6)	0.54 (0.40)
	2009+3	6.4 (4.8)	n/a	0.20 (0.15)
225≤KW<450 (300≤HP<600)	2008 and earlier	10.5 (7.8)	3.5 (2.6)	0.54 (0.40)
	2009+3	6.4 (4.8)	n/a	0.20 (0.15)
450≤KW≤560 (600≤HP≤750)	2008 and earlier	10.5 (7.8)	3.5 (2.6)	0.54 (0.40)
	2009+	6.4 (4.8)	n/a	0.20 (0.15)
KW>560 (HP>750)	2007 and earlier	10.5 (7.8)	3.5 (2.6)	0.54 (0.40)
	2008+	6.4 (4.8)	n/a	0.20 (0.15)

- 1 For model years 2011–2013, manufacturers, owners and operators of fire pump stationary CI ICE in this engine power category with a rated speed of greater than 2,650 revolutions per minute (rpm) may comply with the emission limitations for 2010 model year engines.
- 2 For model years 2010–2012, manufacturers, owners and operators of fire pump stationary CI ICE in this engine power category with a rated speed of greater than 2,650 rpm may comply with the emission limitations for 2009 model year engines.
- 3 In model years 2009–2011, manufacturers of fire pump stationary CI ICE in this engine power category with a rated speed of greater than 2,650 rpm may comply with the emission limitations for 2008 model year engines.

**TABLE 5 TO SUBPART III OF PART 60.—LABELING AND RECORDKEEPING REQUIREMENTS FOR NEW STATIONARY EMERGENCY ENGINES**

[You must comply with the labeling requirements in § 60.4210(f) and the recordkeeping requirements in § 60.4214(b) for new emergency stationary CI ICE beginning in the following model years:]

Engine Power	Starting Model Year
19≤KW<56 (25≤HP<75)	2013
56≤KW<130 (75≤HP<175)	2012
KW≥130 (HP≥175)	2011



**SECTION 4. APPENDIX H**

**NSPS SUBPART IIII, STATIONARY COMPRESSION IGNITION INTERNAL COMBUSTION ENGINES**

**TABLE 6 TO SUBPART IIII OF PART 60.—OPTIONAL 3-MODE TEST CYCLE FOR STATIONARY FIRE PUMP ENGINES**

[As stated in § 60.4210(g), manufacturers of fire pump engines may use the following test cycle for testing fire pump engines:]

Mode No.	Engine Speed <sup>1</sup>	Torque (percent) <sup>2</sup>	Weighting Factors
1	Rated	100	.030
2	Rated	75	0.50
3	Rated	50	0.20

<sup>1</sup> Engine speed: ±2 percent of point.

<sup>2</sup> Torque: NFPA certified nameplate HP for 100 percent point. All points should be ±2 percent of engine percent load value.

**TABLE 7 TO SUBPART IIII OF PART 60.—REQUIREMENTS FOR PERFORMANCE TESTS FOR STATIONARY CI ICE WITH ADISPLACEMENT OF ≥30 LITERS PER CYLINDER**

[As stated in § 60.4213, you must comply with the following requirements for performance tests for stationary CI ICE with a displacement of ≥30 liters per cylinder:]

For Each	Complying with the requirement to	You must	Using	According to the following requirements
1. Stationary CI internal combustion engine with a displacement of ≥30 liters per cylinder.	a. Reduce NOX emissions by 90 percent or more.	i. Select the sampling port location and the number of traverse points;	(1) Method 1 or 1A of 40 CFR part 60, appendix A.	(a) Sampling sites must be located at the inlet and outlet of the control device.
		ii. Measure O2 at the inlet and outlet of the control device;	(2) Method 3, 3A, or 3B of 40 CFR part 60, appendix A.	(b) Measurements to determine O2 concentration must be made at the same time as the measurements for NOX concentration.
		iii. If necessary, measure moisture content at the inlet and outlet of the control device; and,	(3) Method 4 of 40 CFR part 60, appendix A, Method 320 of 40 CFR part 63, appendix A, or ASTM D 6348-03 (incorporated by reference, see § 60.17).	(c) Measurements to determine moisture content must be made at the same time as the measurements for NOX concentration.
		iv. Measure NOX at the inlet and outlet of the control device.	(4) Method 7E of 40 CFR part 60, appendix A, Method 320 of 40 CFR part 63, appendix A, or ASTM D 6348-03 (incorporated by reference, see §	(d) NOX concentration must be at 15 percent O2, dry basis. Results of this test consist of the average of the three 1- hour or

**SECTION 4. APPENDIX H**

**NSPS SUBPART III, STATIONARY COMPRESSION IGNITION INTERNAL COMBUSTION ENGINES**

			60.17).	longer runs.
	b. Limit the concentration of NOX in the stationary CI internal combustion engine exhaust.	i. Select the sampling port location and the number of traverse points;	(1) Method 1 or 1A of 40 CFR part 60, Appendix A.	(a) If using a control device, the sampling site must be located at the outlet of the control device.
		ii. Determine the O2 concentration of the stationary internal combustion engine exhaust at the sampling port location; and,	(2) Method 3, 3A, or 3B of 40 CFR part 60, appendix A.	(b) Measurements to determine O2 concentration must be made at the same time as the measurement for NOX concentration.
		iii. If necessary, measure moisture content of the stationary internal combustion engine exhaust at the sampling port location; and,	(3) Method 4 of 40 CFR part 60, appendix A, Method 320 of 40 CFR part 63, appendix A, or ASTM D 6348-03 (incorporated by reference, see § 60.17).	(c) Measurements to determine moisture content must be made at the same time as the measurement for NOX concentration.
		iv. Measure NOX at the exhaust of the stationary internal combustion engine.	(4) Method 7E of 40 CFR part 60, appendix A, Method 320 of 40 CFR part 63, appendix A, or ASTM D 6348-03 (incorporated by reference, see § 60.17).	(d) NOX concentration must be at 15 percent O2, dry basis. Results of this test consist of the average of the three 1-hour or longer runs.
	c. Reduce PM emissions by 60 percent or more.	i. Select the sampling port location and the number of traverse points;	(1) Method 1 or 1A of 40 CFR part 60, appendix A.	(a) Sampling sites must be located at the inlet and outlet of the control device.
		ii. Measure O2 at the inlet and outlet of the control device;	(2) Method 3, 3A, or 3B of 40 CFR part 60, appendix A.	(b) Measurements to determine O2 concentration must be made at the same time as the measurements for PM concentration.
		iii. If necessary, measure moisture	(3) Method 4 of 40 CFR part 60,	(c) Measurements to determine and

**SECTION 4. APPENDIX H**

**NSPS SUBPART III, STATIONARY COMPRESSION IGNITION INTERNAL COMBUSTION ENGINES**

		content at the inlet and outlet of the control device; and	appendix A.	moisture content must be made at the same time as the measurements for PM concentration.
		iv. Measure PM at the inlet and outlet of the control device.	(4) Method 5 of 40 CFR part 60, appendix A.	(d) PM concentration must be at 15 percent O <sub>2</sub> , dry basis. Results of this test consist of the average of the three 1-hour or longer runs.
	d. Limit the concentration of PM in the stationary CI internal combustion engine exhaust.	i. Select the sampling port location and the number of traverse points;	(1) Method 1 or 1A of 40 CFR part 60, Appendix A.	(a) If using a control device, the sampling site must be located at the outlet of the control device.
		ii. Determine the O <sub>2</sub> concentration of the stationary internal combustion engine exhaust at the sampling port location; and	(2) Method 3, 3A, or 3B of 40 CFR part 60, appendix A.	(b) Measurements to determine O <sub>2</sub> concentration must be made at the same time as the measurements for PM concentration.
		iii. If necessary, measure moisture content of the stationary internal combustion engine exhaust at the sampling port location; and	(3) Method 4 of 40 CFR part 60, appendix A.	(c) Measurements to determine moisture content must be made at the same time as the measurements for PM concentration.
		iv. Measure PM at the exhaust of the stationary internal combustion engine.	(4) Method 5 of 40 CFR part 60, appendix A.	(d) PM concentration must be at 15 percent O <sub>2</sub> , dry basis. Results of this test consist of the average of the three 1-hour or longer runs.

## SECTION 4. APPENDIX H

## NSPS SUBPART IIII, STATIONARY COMPRESSION IGNITION INTERNAL COMBUSTION ENGINES

TABLE 8 TO SUBPART IIII OF PART 60.—APPLICABILITY OF GENERAL PROVISIONS TO SUBPART IIII  
[As stated in § 60.4218, you must comply with the following applicable General Provisions:]

General Provisions citation	Subject of citation	Applies to subpart	Explanation
§ 60.1	General applicability of the General Provisions	yes	
§ 60.2	Definitions	yes	Additional terms defined in § 60.4219.
§ 60.3	Units and abbreviations	yes	
§ 60.4	Address	yes	
§ 60.5	Determination of construction or modification	yes	
§ 60.6	Review of plans	yes	
§ 60.7	Notification and Recordkeeping	yes	Except that § 60.7 only applies as specified in § 60.4214(a).
§ 60.8	Performance tests	yes	Except that § 60.8 only applies to stationary CI ICE with a displacement of ( $\geq$ 30 liters per cylinder and engines that are not certified.
§ 60.9	Availability of information	yes	
§ 60.10	State Authority	yes	
§ 60.11	Compliance with standards and maintenance requirements.	no	Requirements are specified in subpart IIII.
§ 60.12	Circumvention	yes	
§ 60.13	Monitoring requirements	yes	Except that § 60.13 only applies to stationary CI ICE with a displacement of ( $\geq$ 30 liters per cylinder.
§ 60.14	Modification	yes	
§ 60.15	Reconstruction	yes	
§ 60.16	Priority list	yes	
§ 60.17	Incorporations by reference	yes	
§ 60.18	General control device requirements	no	
§ 60.19	General notification and reporting requirements	yes	

## Livingston, Sylvia

---

**From:** Livingston, Sylvia  
**Sent:** Monday, December 01, 2008 2:33 PM  
**To:** 'Roy.Belden@GE.com'  
**Cc:** 'SOsbourn@golder.com'; Zhang-Torres; 'forney.kathleen@epa.gov'; 'Abrams.Heather@epa.gov'; 'catherine\_collins@fws.gov'; 'meredith\_bond@fws.gov'; Gibson, Victoria; Arif, Syed; Holladay, Cleve; Walker, Elizabeth (AIR)  
**Subject:** SHADY HILLS GENERATING STATION; 1010373-007-AC (PSD-FL-402)

Dear Sir/ Madam:

Attached is the official **Notice of Draft Permit** for the project referenced below which replaces the notice of draft permit issued on **November 17, 2008**. Click on the link displayed below to access the permit project documents and send a "reply" message verifying receipt of the document(s) provided in the link; this may be done by selecting "Reply" on the menu bar of your e-mail software, noting that you can view the documents, and then selecting "Send". We must receive verification that you are able to access the documents. Your immediate reply will preclude subsequent e-mail transmissions to verify accessibility of the document(s).

**Click on the following link to access the permit project documents:**

[http://ARM-PERMIT2K.dep.state.fl.us/adh/prod/pdf\\_permit\\_zip\\_files/1010373.007.AC.D\\_pdf.zip](http://ARM-PERMIT2K.dep.state.fl.us/adh/prod/pdf_permit_zip_files/1010373.007.AC.D_pdf.zip)

**Owner/Company Name:** SHADY HILLS POWER COMPANY, L.L.C.  
**Facility Name:** SHADY HILLS GENERATING STATION  
**Project Number:** 1010373-007-AC/ PSD-FL-402  
**Permit Status:** DRAFT  
**Permit Activity:** CONSTRUCTION/ SITE EXPANSION - 2 NEW SCCT

**Facility County:** PASCO  
**Processor:** Syed Arif & Cleve Holladay

The Bureau of Air Regulation is issuing electronic documents for permits, notices and other correspondence in lieu of hard copies through the United States Postal System, to provide greater service to the applicant and the engineering community. Access these documents by clicking on the link provided above, or search for other project documents using the "*Air Permit Documents Search*" website at <http://www.dep.state.fl.us/air/eproducts/apds/default.asp>.

Permit project documents addressed in this email may require immediate action within a specified time frame. Please open and review the document(s) as soon as possible, and verify that they are accessible. Please advise this office of any changes to your e-mail address or that of the Engineer-of-Record. If you have any problems opening the documents or would like further information, please contact the Florida Department of Environmental Protection, Bureau of Air Regulation



1010373-007-AC\_I  
tentent.pdf

Sylvia Livingston  
Bureau of Air Regulation  
Division of Air Resource Management (DARM)  
850/921-9506

**Livingston, Sylvia**

---

**From:** Belden, Roy S (GE Comm Fin) [roy.belden@ge.com]  
**Sent:** Tuesday, December 02, 2008 5:01 PM  
**To:** Livingston, Sylvia  
**Cc:** Rick Waggoner  
**Subject:** RE: SHADY HILLS GENERATING STATION; 1010373-007-AC (PSD-FL-402)

Dear Ms. Livingston,

Thank you for your December 1, 2008 e-mail regarding the Notice of Draft Permit for the Shady Hills Power Company. We have received and accessed the revised permit project documents that replace the November 17, 2008 draft permit. Regards,  
Roy Belden

*Roy S. Belden  
Shady Hills Power Company, LLC  
c/o GE Energy Financial Services  
120 Long Ridge Road  
Stamford, CT 06927  
203-357-6820  
roy.belden@ge.com*

---

**From:** Livingston, Sylvia [mailto:Sylvia.Livingston@dep.state.fl.us]  
**Sent:** Monday, December 01, 2008 2:33 PM  
**To:** Belden, Roy S (GE Comm Fin)  
**Cc:** SOsbourn@golder.com; Zhang-Torres; forney.kathleen@epa.gov; Abrams.Heather@epa.gov; catherine\_collins@fws.gov; meredith\_bond@fws.gov; Gibson, Victoria; Arif, Syed; Holladay, Cleve; Walker, Elizabeth (AIR)  
**Subject:** SHADY HILLS GENERATING STATION; 1010373-007-AC (PSD-FL-402)

Dear Sir/ Madam:

Attached is the official **Notice of Draft Permit** for the project referenced below which replaces the notice of draft permit issued on **November 17, 2008**. Click on the link displayed below to access the permit project documents and send a "reply" message verifying receipt of the document(s) provided in the link; this may be done by selecting "Reply" on the menu bar of your e-mail software, noting that you can view the documents, and then selecting "Send". We must receive verification that you are able to access the documents. Your immediate reply will preclude subsequent e-mail transmissions to verify accessibility of the document(s).

**Click on the following link to access the permit project documents:**

[http://ARM-PERMIT2K.dep.state.fl.us/adh/prod/pdf\\_permit\\_zip\\_files/1010373.007.AC.D\\_pdf.zip](http://ARM-PERMIT2K.dep.state.fl.us/adh/prod/pdf_permit_zip_files/1010373.007.AC.D_pdf.zip)

**Owner/Company Name:** SHADY HILLS POWER COMPANY, L.L.C.  
**Facility Name:** SHADY HILLS GENERATING STATION  
**Project Number:** 1010373-007-AC/ PSD-FL-402  
**Permit Status:** DRAFT  
**Permit Activity:** CONSTRUCTION/ SITE EXPANSION - 2 NEW SCCT

**Facility County:** PASCO  
**Processor:** Syed Arif & Cleve Holladay

The Bureau of Air Regulation is issuing electronic documents for permits, notices and other correspondence in lieu of hard copies through the United States Postal System, to provide greater service to the applicant and the engineering

12/2/2008