




Florida Department of Environmental Protection

Memorandum

TO: Joseph Kahn, Director, Division of Air Resource Management
THROUGH Trina Vielhauer, Chief, Bureau of Air Regulation 
FROM: Teresa Heron  and Alvaro Lino , P.E., Special Projects Section
DATE: June 5, 2009
SUBJECT: DEP File No. 0990042-006-AC
Florida Power and Light (FPL)
Riviera Beach Energy Center
Plant Conversion Project

The final permit for this project is attached for your approval and signature, which authorizes construction of a nominal 1,250 megawatts (MW) combined cycle unit and ancillary equipment at the Riviera Plant that will be renamed the Riviera Beach Energy Center. Two existing steam generators with a total nominal capacity of 600 MW will be shut down and dismantled as part of this project. The project results in a minor source air construction permit and is not subject to PSD preconstruction review.

The attached Final Determination summarizes the publication and comment process. There are no pending petitions for administrative hearings or extensions of time in which to file a petition for an administrative hearing. We recommend your approval of the attached final permit for this project.

Attachments

TLV/aal/th

FINAL DETERMINATION

Air Construction Permit
Florida Power and Light Riviera Beach Energy Center
DEP File No. 0990042-006-AC

PERMITTEE

Florida Power and Light Company (FPL)
700 Universe Boulevard
Juno Beach, Florida 33408

PERMITTING AUTHORITY

Florida Department of Environmental Protection (Department)
Division of Air Resource Management
Bureau of Air Regulation, Special Projects Section
2600 Blair Stone Road, MS #5505
Tallahassee, Florida 32399-2400

PROJECT

DEP File No. 0990042-006-AC
FPL Riviera Beach Energy Center
Plant Conversion Project
Palm Beach County

The project is a plant conversion that includes the construction of a nominal 1,250 MW natural gas-fueled combined cycle unit (Unit 5) and requires the permanent shutdown and dismantlement of residual oil and natural gas-fueled Units 3 and 4 at the FPL Riviera Plant. The project did not require a review under the rules for the prevention of significant deterioration of air quality (PSD) or a determination of best available control technology (BACT). The converted plant will be called the Riviera Beach Energy Center (RBEC). The plant is located at 200-300 Broadway, Riviera Beach in Palm Beach County.

Unit 5 will consist of:

- Three G-class or H-class combustion turbine-electrical generators (CTG) with evaporative inlet cooling systems;
- Three heat recovery steam generators (HRSG) with duct burners (DB) for supplementary gas firing and with selective catalytic reduction (SCR) reactors;
- Three 149-foot exhaust stacks; and
- One 500 MW steam-electrical generator (STG).

Unit 5 will use ultralow sulfur distillate (ULSD) fuel oil as backup fuel. Unit 5 will rely on some of the existing infrastructure including the water intake structures for once-through cooling and one of the fuel oil storage tanks.

Additional ancillary equipment to be installed includes: a permanent auxiliary boiler; a temporary boiler used during the construction phase; two emergency generators; two process (fuel) heaters; a diesel fire pump; a 6.3 million distillate fuel oil storage tank and a gas compression station.

Air pollution control will be accomplished by SCR for the control of nitrogen oxides (NO_x) and efficient combustion of inherently low polluting fuels to control emissions of particulate matter (PM/PM₁₀), sulfur oxides (SO₂ and sulfuric acid mist), carbon monoxide (CO) and volatile organic compounds (VOC).

NOTICE AND PUBLICATION

The Department distributed a draft minor air construction permit package on March 13, 2009. The applicant published the Public Notice in The Palm Beach Post on April 30, 2009. The Department received the proof of publication on May 8, 2009.

COMMENTS

No written comments on the draft permit were received from the public or any agencies. Written comments were received from the applicant on May 5 and June 5, 2009. The following summarizes the comments and the Department's response.

1. References in the facility description and elsewhere in the air construction permit should be corrected to indicate Units 3 and 4 rather than Units 1 and 2.

Department response: The Department agrees and will modify the permit to reflect the correct designation of Units 3 and 4.

2. References to existing structures should be corrected to indicate four rather than two fuel oil storage tanks.

Department response: The Department agrees and will modify the existing facility description to reflect four fuel oil storage tanks.

3. References to the new storage tank should be corrected to indicate the units of measure in gallons.

Department response: The Department agrees and will modify the permit to reflect "one nominal 6.3 million gallon distillate fuel oil storage tank."

4. References to existing storage tanks should be corrected to indicate that all (rather than one) will be shut down and dismantled.

Department response: The Department agrees and will modify the description and permit to reflect that four storage tanks will be shut down and dismantled.

5. Section III.A, page 10, Condition 10, footnote a. Add the following sentence which is consistent with FPL West County Energy Center Units 1, 2, and 3 permits: "The stack test limits apply only at high load (90-100% of the CTG capacity)."

Department response: The carbon monoxide (CO) stack tests will be conducted as initial performance tests and thereafter compliance will be maintained with a 30-day standard that applies irrespective of load. The initial CO stack test will be conducted at 90-100% of CTG capacity and it is not necessary to specify that the limits apply only at 90-100% of CTG capacity.

6. Section III.A, page 10, Condition 10: FPL requests addition of a footnote for CO as follows:

i. Enforcement discretion may be exercised for up to 12 months with respect to the 7.5 ppmvd @15% O2 limit for any CT/Duct-fired HRSG upon notification by the permittee of intent to install an oxidation catalyst. The permittee shall have 12 months to complete the oxidation catalyst installation. From time of notification to installation of the catalyst, all partial or complete months shall be excluded from the 30 unit operating days rolling average limit.

This language is similar to that used in the Unit 4 and 5 Repowering Project for the Progress Energy Florida's Bartow Power Plant (Air Permit No. 1030011-010-AC (PSD-FL-381)).

Department response: The reference to the Progress Energy project is to a best available control technology (BACT) determination for CO. The present case involves a limit to avoid applicability of the rules for the prevention of significant deterioration (PSD) and a BACT determination.

The Department will identify a new case for data exclusion within Section III.A, Condition 24, CEMS Data Requirements as follows:

e. Data Exclusion during Installation of Oxidation Catalyst: The permittee may exclude CO CEMS data in excess of the 7.5 ppmvd @15% O₂ from the 30 operating day rolling average calculation during the installation of the oxidation catalyst (which shall not exceed 12 months) provided all reasonable efforts are used to minimize such emissions. However, all CEMS data must be included when determining whether there is a net emission increase (as defined in Section 62-210.200 (definitions), F.A.C.) of CO greater than or equal to the significant emissions rate of 100 tons per year.

7. Section III.A, page 12, Condition 17: FPL requests revisions of the condition as follows:

17. DLN Tuning: CEMS data collected during initial or other major DLN tuning sessions shall be excluded from the CEMS compliance demonstration provided the tuning session is performed in accordance with the manufacturer's specifications. A "major tuning session" ~~would~~ may occur after completion of initial construction, ~~a combustor change-out~~, a major repair ~~or maintenance to a combustor~~, or other similar circumstances. Prior to performing any major tuning session, where the intent is to exclude data from the CEMS compliance demonstration, the permittee shall provide the Compliance Authority with an advance notice of at least 7 days that details the activity and proposed tuning schedule. The notice may be by telephone, facsimile transmittal, or electronic mail. [Design; Rule 62-4.070(3), F.A.C.]

Department response: The provision was developed to avoid the necessity of issuing future permit modification for such tuning sessions. The language in the draft permit is the same as included in the FPL Turkey Point Unit 5 permit and in the WCEC permit. The Department will make the requested changes as they appear to reduce the occasions of CEMS data exclusion prompting notification to the Department. However exclusion of the data will be allowed rather than required. The condition will read as follows:

17. DLN Tuning: CEMS data collected during initial or other major DLN tuning sessions ~~shall~~ may be excluded by the permittee from the CEMS compliance demonstration provided the tuning session is performed in accordance with the manufacturer's specifications. A "major tuning session" ~~would~~ may occur after completion of initial construction, ~~a combustor change-out~~, a major repair ~~or maintenance to a combustor~~, or other similar circumstances. Prior to performing any major tuning session, where the intent is to exclude data from the CEMS compliance demonstration, the permittee shall provide the Compliance Authority with an advance notice of at least 7 days that details the activity and proposed tuning schedule. The notice may be by telephone, facsimile transmittal, or electronic mail. [Design; Rule 62-4.070(3), F.A.C.]

8. **Withdrawn.** A request relating to testing schedule relief for the first CTG in the event that the Siemens H technology is selected for the project.

Department response: No action is necessary.

9. Section III.B, page 18, Condition 9. FPL requests the following: "The hours of operation of the temporary boiler shall not exceed 500 1,000 hours per year and the temporary boiler shall not operate beyond the expiration date of this permit." This request for an increase in hours of operation does not change any of the standards that RBEC would be required to meet.

In a follow up discussion held on June 2, 2009 FPL requested that there be no limit in the hours of operation of the temporary boiler.

Department response: The temporary boiler will be used primarily during construction including periods of steam blows and not when the facility is fully functional. Its operation will not cause annual emissions increases of any pollutant from the facility to equal or exceed the respective PSD-pollutant SER. The Department will modify the permit to reflect the requested 1,000 hours per year for the temporary boiler. The follow up request for additional hours beyond 1,000 was made after the 14-day comment period that began on April 30, 2009.

10. Section III.B, Condition 2: FPL requests the following- “The hours of operation of the auxiliary boiler shall not exceed ~~500~~ 750 hours per year.” This request for an increase in hours of operation does not change any of the standards that RBEC would be required to meet.

Department response: The auxiliary boiler will be used during the initial startup and the infrequent subsequent startups of the steam turbine and heat recovery steam generators. Its operation will not cause annual emissions increases of any pollutant from the facility to equal or exceed the respective PSD-pollutant SER. The Department will modify the permit to reflect the requested 750 hours per year for the auxiliary boiler.

11. Section III.D, page 21, Condition 6: As the applicable NSPS Subpart JJJJ does not regulate opacity, a standard of 20 percent was proposed by FPL. It is requested that the limit of 10 percent in the current draft permit be revised to the 20 percent value originally requested.

Department response: In fact a value of 10% was originally requested by the applicant per Section 5, page 28 of the application form. In Section 5, page 31 of the application form both a 20% emission limit (basis Section 62-296.320(4)(b)1, Florida Administrative Code) and a 10% requested limit (to limit particulate matter) were included. According to the application, the air emission controls are representative of best available control technology (BACT) emission limits that have been determined under PSD regulations for other similar combined cycle units [e.g., PSD-FL-396, July 30, 2008, for West County Energy Center (WCEC) Unit 3]. A 20% limit would be inconsistent with the particulate matter (PM) limits established for the subject natural gas-fueled compressors. The Department will leave the 10% limit.

12. Section III.G, page 24, Condition 1. Revise as follows: The distillate fuel oil tanks are is subject to Subpart Kb ...”

Department response: The Department will modify the condition permit as requested as to number of tanks. However the tank is not subject to Kb.

13. In the technical evaluation and preliminary determination (TEPD) document, page 13, the third paragraph, there is a discussion regarding the CTG allowable VOC emissions versus expected actual VOC emissions and the effect that this issue has on the permitted allowable hours of oil firing (see Permit Condition No. 7). The TE&PD states that “If VOC emissions are actually demonstrated to be as low as expected, FPL intends to apply for an increase in the allowable hours of ULSD FO to 3,000 hours (vs. the currently permitted 2,550 hours) aggregated over the three CTG during any calendar year.”

FPL requests that the permit language in Condition 7 be revised to reflect this understanding as follows: “Depending on the results of the initial VOC emissions compliance testing, fuel oil may be fired for a higher number of hours, up to a maximum of 3,000 hours aggregated over the three CTG during any calendar year.”

Department response: The Department acknowledges the discussion in the TEPD document in this Final Determination. It is not necessary to include it in the permit as any such change will nevertheless require an application and a permit modification.

14. In the TEPD document, Table 18 entitled “Ambient Air Quality Impacts Post-Conversion”, several of the values in the table were incorrect.

Department response: The Department agrees. The following table contains the correct values.

Table 18. Ambient Air Quality Impacts Post-Conversion

Pollutant	Averaging Time	Major Source Impact ($\mu\text{g}/\text{m}^3$)	Background Concentration 2005- 2008 ($\mu\text{g}/\text{m}^3$)	Total Impact ($\mu\text{g}/\text{m}^3$)	Total Impact Greater Than AAQS?	Florida AAQS ($\mu\text{g}/\text{m}^3$)
PM ₁₀	24-hour	8	60	68	NO	150
	Annual	1	26	27	NO	50
SO ₂	24-hour	9	10.5	20	NO	260
	Annual	1	4	5	NO	60
	3-hour	41.7	10.5	52	NO	1,300
NO ₂	Annual	17	18	35	NO	100
CO	1-hour	234	3,890	4,125	NO	40,000
	8-hour	93	2,517	2,610	NO	10,000

15. FPL submitted additional comments by electronic mail on June 5, 2009 requesting to use both the auxiliary boiler and the temporary boiler 4,000 hours per year (each) during the construction phase of the project.

Department response: The comments/requests are not timely since the 14-day comment period has expired. FPL can submit a subsequent permit modification application in the future.

CONCLUSION

The final action of the Department is to issue the permit with the minor changes, corrections and clarifications as described above.

**STATE OF FLORIDA
DEPARTMENT OF ENVIRONMENTAL PROTECTION**

NOTICE OF FINAL PERMIT

*In the Matter of an
Application for Permit by:*


Mr. Randall R. LaBauve, Vice President
Florida Power and Light Company (FPL)
700 Universe Boulevard
Juno Beach, Florida 33408

DEP File No. 0990042-006-AC
FPL Riviera Beach Energy Center
Conversion Project
Palm Beach County

Enclosed is the final air construction permit, which authorizes construction/installation of a nominal 1,250 megawatts (MW) natural gas-fueled combined cycle unit and requires the shut down and dismantlement of the two 300 MW residual oil and gas-fueled units at the FPL Riviera Plant located at 200-300 Broadway, Riviera Beach in Palm Beach County. This permit is issued pursuant to Chapter 403, Florida Statutes (F.S.).

Any party to this order has the right to seek judicial review of it under Section 120.68, F.S. by filing a notice of appeal under Rule 9.110 of the Florida Rules of Appellate Procedure with the clerk of the Department of Environmental Protection (Department) in the Office of General Counsel (Mail Station #35, 3900 Commonwealth Boulevard, Tallahassee, Florida, 32399-3000) and by filing a copy of the notice of appeal accompanied by the applicable filing fees with the appropriate District Court of Appeal. The notice must be filed within 30 days after this order is filed with the clerk of the Department.

Executed in Tallahassee, Florida.



Trina Vielhauer, Chief
Bureau of Air Regulation

NOTICE OF FINAL PERMIT


CERTIFICATE OF SERVICE

The undersigned duly designated deputy agency clerk hereby certifies that this Notice of Final Permit (including the Final Permit and Final Determination), or a link to these documents available electronically on a publicly accessible server was sent by electronic mail with received receipt requested before the close of business on 6/10/09 to the persons listed below.

- Randall R. LaBauve: randall_labauve@fpl.com
- Chair, Palm Beach Board of County Commissioners: agreene@co.palm-beach.fl.us
- Mayor, Riviera Beach through the City Clerk: cclerk@rivierabch.com
- Mayor, Palm Beach: jmcdonald@townofpalmbeach.com
- Mayor, West Palm Beach: lfrankel@wpb.org
- Mayor, Mangonia Park through the Town Clerk: salbury@townofmangoniapark.com
- Mayor, Palm Beach Shores: tmills@pbstownhall.org
- Mayor, Lake Park through the Town Clerk: townclerk@lakeparkflorida.gov
- Heather Abrams, EPA: abrams.heather@epa.gov
- Katy Forney, EPA: forney.kathleen@epa.gov
- Dee Morse, U.S. National Park Service: dee_morse@nps.gov
- Jack Long, DEP SED: jack.long@dep.state.fl.us
- Lennon Anderson, DEP SED: anderson.lennon@dep.state.fl.us
- Mike Halpin, DEP Siting: mike.halpin@dep.state.fl.us
- Jim Stormer, Palm Beach County Public Health Unit: james_stormer@doh.state.fl.us
- Barbara Linkiewicz, FPL: barbara_p_linkiewicz@fpl.com
- Scott Osbourn, P.E., Golder: sosbourn@golder.com
- Victoria Gibson (read file), DEP BAR: victoria.gibson@dep.state.fl.us

Clerk Stamp

FILING AND ACKNOWLEDGMENT FILED,
on this date, pursuant to Section 120.52(7), F.S.,
with the designated agency clerk, receipt of which is
hereby acknowledged.



(Clerk)

6/10/09
(Date)



Florida Department of Environmental Protection

Bob Martinez Center
2600 Blairstone Road
Tallahassee, Florida 32399-2400

Charlie Crist
Governor
Jeff Kottkamp
Lt. Governor
Michael W. Sole
Secretary

PERMITTEE:

Florida Power and Light Company (FPL)
700 Universe Boulevard
Juno Beach, Florida 33408

Authorized Representative:

Randall R. LaBauve, Vice President

DEP File No. 0990042-006-AC
FPL Riviera Beach Energy Center
Plant Conversion Project
Palm Beach County
SIC No. 4911
Expires: December 31, 2015

PROJECT AND LOCATION

This permit authorizes the construction of one nominal 1,250 megawatts (MW) combined cycle unit and ancillary equipment at the FPL Riviera Beach Energy Center previously known as the Riviera Plant.

Two existing steam generators with a total nominal capacity of 600 MW will be shut down and dismantled as part of this project.

The proposed project will be located at 200-300 Broadway, Riviera Beach in Palm Beach County. The UTM coordinates are Zone 17, 594.249 km East and 2960.632 km North.

STATEMENT OF BASIS

This air construction permit is issued under the provisions of Chapter 403 of the Florida Statutes (F.S.), Chapters 62-4, 62-204, 62-210, 62-212, 62-296 and 62-297 of the Florida Administrative Code (F.A.C.). The permittee is authorized to install the proposed equipment in accordance with the conditions of this permit and as described in the application, approved drawings, plans, and other documents on file with the Department.

CONTENTS

- Section I. General Information
- Section II. Administrative Requirements
- Section III. Emissions Units Specific Conditions
- Section IV. Appendices



Joseph Kahn, Director
Division of Air Resource Management

6/10/09

(Date)

SECTION I. GENERAL INFORMATION

FACILITY DESCRIPTION

FPL operates the Riviera Plant (RP), which is an existing power plant (SIC No. 4911). The plant currently consists of two steam generating units designated as Units 3 and 4 that produce 300 MW each of electrical power. Units 3 and 4 use residual fuel oil and natural gas. There are two 298-foot stacks, four fuel oil storage tanks, water intake structures for once-through cooling and other ancillary equipment.

The project is a plant conversion that includes the construction of a nominal 1,250 MW natural gas-fueled combined cycle unit (Unit 5) and requires the permanent shutdown and dismantling of Units 3 and 4. The converted plant will be called the Riviera Beach Energy Center (RBEC). Unit 5 will consist of:

- Three nominal 265 MW combustion turbine-electrical generators (CTG) with evaporative inlet cooling systems;
- Three supplementary-fired heat recovery steam generators (HRSG) with selective catalytic reduction (SCR) reactors;
- Three maximum 460 million Btu per hour, lower heating value (mmBtu/hr, LHV), natural gas-fueled duct burners (DB) located in the three HRSG (one DB/HRSG);
- Three 149-foot exhaust stacks;
- One nominal 6.3 million gallon distillate fuel oil storage tank; and
- One common nominal 500 MW steam-electrical generator (STG).

Unit 5 will use ultralow sulfur distillate (ULSD) fuel oil as backup fuel.

Additional ancillary equipment to be installed includes: a permanent auxiliary boiler; a temporary boiler used during the construction phase; two emergency generators; two process (fuel) heaters; a diesel fire pump; and a gas compression station. The details of the equipment to be installed are listed in the table below.

The project includes and requires the permanent shutdown and dismantling of Units 3 and 4 and the respective stacks as well as four fuel oil storage tanks. When emissions from Unit 5 are considered and offset by reductions from the shut down and dismantlement of Units 3 and 4, there will not be a significant net emission increase in any PSD pollutant.

{Note: Throughout this permit, the electrical generating capacities represent nominal values for the given operating conditions.}

NEW EMISSIONS UNITS

This permit authorizes construction and installation of the following new emissions units.

ID	Emission Unit Description
007	Unit 5A – one nominal 265 MW CTG with supplementary-fired HRSG
008	Unit 5B – one nominal 265 MW CTG with supplementary-fired HRSG
009	Unit 5C – one nominal 265 MW CTG with supplementary-fired HRSG
010	One nominal 85,000 pounds per hour (lb/hr) auxiliary boiler (99.8 mmBtu/hr)
011	Two nominal 10 mmBtu/hr natural gas-fired process heaters (one is a spare)
012	Seven nominal 1,340 horsepower (hp) natural gas compressors
013	Two nominal 2,250 kilowatts (kW) liquid fueled emergency generators
014	One nominal 300-hp emergency diesel fire pump engine and 500 gallon fuel oil storage tank
015	One temporary 110 mmBtu/hr natural gas-fueled boiler to be used only during construction
016	One nominal 6.3 million gallon distillate fuel oil storage tank

SECTION I. GENERAL INFORMATION

REGULATORY CLASSIFICATION

The RP is a “Major Stationary Source” as defined in Rule 62-210.200, Florida Administrative Code (F.A.C.). The RBEC project does not trigger the rules for the Prevention of Significant Deterioration (PSD) pursuant to Rule 62-212.400, F.A.C. and does not require a best available control technology (BACT) determination.

The RBEC will be a Title V or “Major Source” of air pollution in accordance with Chapter 213, F.A.C. because the potential emissions of at least one regulated pollutant exceed 100 tons per year (TPY). Regulated pollutants include pollutants such as carbon monoxide (CO), nitrogen oxides (NO_x), particulate matter (PM/PM₁₀/PM_{2.5}), sulfur dioxide (SO₂), volatile organic compounds (VOC) and sulfuric acid mist (SAM).

The RBEC will be subject to several subparts under 40 Code of Federal Regulations (CFR), Part 60 – Standards of Performance for New Stationary Sources (NSPS). Unit 5 is subject to 40 CFR 60, Subpart KKKK – NSPS for Stationary Combustion Turbines that Commence Construction after February 18, 2005. This rule also applies to duct burners (DB) that are incorporated into combined cycle projects.

Two emergency generators will be subject to 40 CFR 60, Subpart IIII – NSPS for Stationary Compression Ignition Internal Combustion Engines.

Natural gas compressors will be subject to 40 CFR 60, Subpart JJJJ – NSPS for Stationary Spark Ignition Internal Combustion Engines.

The temporary natural gas-fueled boiler will be subject to 40 CFR 60, Subpart Db – NSPS for Industrial-Commercial-Institutional Steam Generating Units.

The auxiliary boiler and two process (fuel) heaters will be subject to 40 CFR 60, Subpart Dc – NSPS Requirements for Small Industrial-Commercial-Institutional Steam Generating Units.

The RBEC will be a minor (area source) of hazardous air pollutants (HAP). The RBEC will include emission units that will be subject to certain area source provisions of 40 CFR Part 63 - National Emission Standards for Hazardous Air Pollutants (NESHAP). The specific subpart is 40 CFR 63, Subpart ZZZZ – NESHAP for Stationary Reciprocating Internal Combustion Engines (RICE).

The RBEC will operate units subject to the Title IV Acid Rain provisions of the Clean Air Act (CAA).

The RBEC is subject to the Clean Air Interstate Rule (CAIR) in accordance with the Final Department Rules issued pursuant to CAIR as implemented by the Department in Rule 62-296.470, F.A.C.

The project is subject to certification under the Florida Power Plant Siting Act, 403.501-518, Florida Statutes (F.S.) and Chapter 62-17, F.A.C.

APPENDICES

The following Appendices are attached as part of this permit.

Appendix A: Identification of General Provisions Subpart A from NSPS 40 CFR 60 and Subpart A from NESHAP 40 CFR 63.

Appendix GC: General Conditions.

Appendix Db: NSPS Subpart Db Requirements for Industrial-Commercial-Institutional Steam Generating Units.

Appendix Dc: NSPS Subpart Dc Requirements for Small Industrial Commercial-Institutional Steam Generating Units.

Appendix IIII: NSPS Requirements for Compression Ignition Internal Combustion Engines.

Appendix JJJJ: NSPS Requirements for Stationary Spark Ignition Internal Combustion Engines.

Appendix KKKK: NSPS Requirements for Gas Turbines, 40 CFR 60, Subpart KKKK.

Appendix SC: Standard Conditions.

Appendix XS: Semiannual NSPS Excess Emissions Report.

Appendix ZZZZ: NESHAP Requirements for Stationary Reciprocating Internal Combustion Engines, 40 CFR 63, Subpart ZZZZ.

SECTION I. GENERAL INFORMATION

RELEVANT DOCUMENTS

The documents listed below are not a part of this permit; however, they are specifically related to this permitting action and are on file with the Department.

- Permit application received on February 13, 2009;
- Department request for additional information (RAI) dated March 13, 2009;
- Electronic mail dated April 13, 2009 summarizing resolution of key RAI issue; and
- Draft permit package issued on April 17, 2009.
- Final Determination summarizing FPL comments and responses thereto issued concurrently with this Final permit.

SECTION II. ADMINISTRATIVE REQUIREMENTS

1. Permitting Authority: All documents related to applications for permits to construct, operate or modify an emissions unit shall be submitted to the Permitting Authority, which is the Bureau of Air Regulation of the Florida Department of Environmental Protection (DEP or the Department) at 2600 Blair Stone Road, MS #5505, Tallahassee, Florida 32399-2400. Copies of all such documents shall also be submitted to the Compliance Authority. Telephone: (850)488-0114. Fax: (850)921-9533.
2. Compliance Authority: All documents related to compliance activities such as reports, tests, and notifications shall be submitted to the Southeast District Office. The mailing address and phone number of the Southeast District Office are Department of Environmental Protection, Southeast District Office, 400 North Congress Avenue, Suite 200, West Palm Beach, Florida 33401. Telephone: (561)681-6632. Fax: (561)681-6790.
3. Appendices: The following Appendices are attached as part of this permit: Appendices A, Db, Dc, GC (General Conditions), IIII, JJJJ, KKKK, SC, XS and ZZZZ.
4. Applicable Regulations, Forms and Application Procedures: Unless otherwise specified in this permit, the construction and operation of the subject emissions units shall be in accordance with the capacities and specifications stated in the application. The facility is subject to all applicable provisions of: Chapter 403, F.S.; and Chapters 62-4, 62-204, 62-210, 62-212, 62-213, 62-214, 62-296, and 62-297, F.A.C. Issuance of this permit does not relieve the permittee from compliance with any applicable federal, state, or local permitting or regulations.
5. New or Additional Conditions: For good cause shown and after notice and an administrative hearing, if requested, the Department may require the permittee to conform to new or additional conditions. The Department shall allow the permittee a reasonable time to conform to the new or additional conditions, and on application of the permittee, the Department may grant additional time. [Rule 62-4.080, F.A.C.]
6. Modifications: No emissions unit shall be constructed or modified without obtaining an air construction permit from the Department. Such permit shall be obtained prior to beginning construction or modification. [Rules 62-210.300(1) and 62-212.300(1)(a), F.A.C.]
7. Construction and Expiration: The permit expiration date includes sufficient time to complete construction, perform required testing, submit test reports, and submit an application for a Title V operation permit to the Department. For good cause, the permittee may request that this air construction permit be extended. Such a request shall be submitted to the Department's Bureau of Air Regulation at least sixty (60) days prior to the expiration of this permit. [Rules 62-4.070(4), 62-4.080, and 62-210.300(1), F.A.C.]
8. Permanent Shutdown and Dismantlement of Units 3 and 4: Units 3 and 4 shall be permanently shut down and dismantled before December 31, 2012. [Application and Avoidance of Rule 62-212.400(4) through (12), F.A.C.]
9. Source Obligation: At such time that a particular source or modification becomes a major stationary source or major modification (as these terms were defined at the time the source obtained the enforceable limitation) solely by virtue of a relaxation in any enforceable limitation which was established after August 7, 1980, on the capacity of the source or modification otherwise to emit a pollutant, such as a restriction on hours of operation, then the requirements of subsections 62-212.400(4) through (12), F.A.C., shall apply to the source or modification as though construction had not yet commenced on the source or modification. [Rule 62-212.400(12)(b), F.A.C.]
10. Title IV Permit: At least 24 months before the date on which the new unit begins serving an electrical generator greater than 25 MW, the permittee shall submit an application for a Title IV Acid Rain Permit to the Department's Bureau of Air Regulation in Tallahassee and a copy to the Region 4 Office of the U.S. Environmental Protection Agency (EPA) in Atlanta, Georgia. This permit does not specify the Acid Rain program requirements. These will be included in the Title V air operation permit. [40 CFR 72]

SECTION II. ADMINISTRATIVE REQUIREMENTS

11. Title V Permit: This permit authorizes specific modifications and/or new construction on the affected emissions units as well as initial operation to determine compliance with conditions of this permit. A Title V operation permit is required for regular operation of the permitted emissions unit. The permittee shall apply for a Title V operation permit at least 90 days prior to expiration of this permit, but no later than 180 days after completing the required work and commencing operation. To apply for a Title V operation permit, the applicant shall submit the appropriate application form, compliance test results, and such additional information as the Department may by law require. The application shall be submitted to the Bureau of Air Regulation with copies to the Compliance Authority.
[Rules 62-4.030, 62-4.050, 62-4.220, and Chapter 62-213, F.A.C.]

SECTION III - EMISSIONS UNITS SPECIFIC CONDITIONS

A. UNIT 5 – COMBUSTION TURBINE GENERATORS (EU 007, 008, and 009)

This section of the permit addresses the following emissions units.

Unit 5 and associated equipment

Description: Unit 5 will be comprised of emissions units (EU) 007, 008, and 009. Each EU will consist of: a CTG with automated control, inlet air filtration system and evaporative cooling, a gas-fired HRSG with DB, a HRSG stack, and associated support equipment. The project also includes one STG that will serve the combined cycle unit.

Fuels: Each CTG fires natural gas as the primary fuel and ULSD fuel oil as a restricted alternate fuel.

Generating Capacity: Each of the three CTG has a nominal generating capacity of 265 MW. The STG has a nominal generating capacity of 500 MW. The total nominal generating capacity of the “3 on 1” combined cycle unit is approximately 1,250 MW.

Controls: The efficient combustion of natural gas and restricted firing of ULSD fuel oil minimizes the emissions of CO, PM/PM₁₀, SAM, SO₂ and VOC. Dry Low-NO_x (DLN) combustion technology for gas firing and water injection for oil firing reduce NO_x emissions. A SCR system further reduces NO_x emissions.

Stack Parameters: Each HRSG has a stack at least 149 feet tall with a nominal diameter of 22 feet. The Department may require the permittee to perform additional air dispersion modeling should the actual specified stack dimensions change.

Continuous Monitors: Each stack is equipped with continuous emissions monitoring systems (CEMS) to measure and record CO and NO_x emissions as well as flue gas oxygen or carbon dioxide content.

APPLICABLE STANDARDS AND REGULATIONS

1. **NSPS Requirements:** The CTG shall comply with all applicable requirements of 40 CFR 60, listed below, adopted by reference in Rule 62-204.800(7)(b), F.A.C. The Department determines that compliance with the emissions standards in Condition 10 below also assures compliance with the New Source Performance Standards given in 40 CFR 60, Subpart KKKK. Some separate reporting and monitoring may be required by the individual subparts.
 - a. *Subpart A, General Provisions*, including:
 - 40 CFR 60.7, Notification and Record Keeping
 - 40 CFR 60.8, Performance Tests
 - 40 CFR 60.11, Compliance with Standards and Maintenance Requirements
 - 40 CFR 60.12, Circumvention
 - 40 CFR 60.13, Monitoring Requirements
 - 40 CFR 60.19, General Notification and Reporting Requirements
 - b. *Subpart KKKK, Standards of Performance for Stationary Gas Turbines:* These provisions include standards for CTG and DB.

EQUIPMENT AND CONTROL TECHNOLOGY

2. **Combustion Turbines-Electrical Generators (CTG):** The permittee is authorized to install, tune, operate, and maintain three “G” or “H” technology CTG each with a nominal generating capacity of 265 MW. Each CTG shall include an automated control system and have dual-fuel capability. Ancillary equipment includes an inlet air filtration system and an evaporative inlet air-cooling system. The CTG will utilize DLN combustors. [Application and Design]

SECTION III - EMISSIONS UNITS SPECIFIC CONDITIONS

A. UNIT 5 – COMBUSTION TURBINE GENERATORS (EU 007, 008, and 009)

3. Heat Recovery Steam Generators (HRSG): The permittee is authorized to install, operate, and maintain three new HRSG with separate exhaust stacks. Each HRSG shall be designed to recover exhaust heat energy from one of the three CTG (5A to 5C) and deliver steam to the steam turbine-electrical generator (STG). Each HRSG may be equipped with a gas-fired duct burner (DB) having a maximum heat input rate of 460 mmBtu per hour (LHV).
4. CTG/Supplementary-fired HRSG Emission Controls
 - a. *Dry Low NO_x (DLN) Combustion*: The permittee shall operate and maintain the DLN system to control NO_x emissions from each CTG when firing natural gas. Prior to the initial emissions performance tests required for each CTG, the DLN combustors and automated control system shall be tuned to achieve sufficiently low CO and NO_x values to meet the CO and NO_x limits with the additional SCR control technology described below. Thereafter, each turbine shall be maintained and tuned in accordance with the manufacturer's recommendations.
 - b. *Wet Injection (WI)*: The permittee shall install, operate, and maintain a WI system (water or steam) to reduce NO_x emissions from each CTG when firing ULSD fuel oil. Prior to the initial emissions performance tests required for each CTG, the WI system shall be tuned to achieve sufficiently low CO and NO_x values to meet the CO and NO_x limits with the additional SCR control technology described below. Thereafter, each turbine shall be maintained and tuned in accordance with the manufacturer's recommendations.
 - c. *Selective Catalytic Reduction (SCR) System*: The permittee shall install, tune, operate, and maintain an SCR system to control NO_x emissions from each CTG when firing either natural gas or distillate fuel oil. The SCR system consists of an ammonia (NH₃) injection grid, catalyst, ammonia storage, monitoring and control system, electrical, piping and other ancillary equipment. The SCR system shall be designed, constructed and operated to achieve the permitted levels for NO_x and NH₃ emissions.
 - d. *Oxidation Catalyst*: The permittee shall design and build the project to facilitate possible future installation of an oxidation catalyst system to control CO emissions from each CTG/supplementary-fired HRSG.
 - e. *Ammonia Storage*: In accordance with 40 CFR 60.130, the storage of ammonia shall comply with all applicable requirements of the Chemical Accident Prevention Provisions in 40 CFR 68.

[Application and Design; Rule 62-4.070, F.A.C.]

PERFORMANCE RESTRICTIONS

5. Permitted Capacity – Combustion Turbine-Electric Generators (CTG): The maximum heat input rate to each CTG is 2,586 mmBtu per hour when firing natural gas and 2,440 mmBtu per hour when firing distillate fuel oil (based on a compressor inlet air temperature of 59° F, LHV of each fuel, and 100% load). Heat input rates will vary depending upon CTG characteristics, ambient conditions, alternate methods of operation, and evaporative cooling. The permittee shall provide manufacturer's performance curves (or equations) that correct for site conditions to the Permitting and Compliance Authorities within 45 days of completing the initial compliance testing. Operating data may be adjusted for the appropriate site conditions in accordance with the performance curves and/or equations on file with the Department.
[Rule 62-210.200(PTE), F.A.C.]
6. Permitted Capacity - HRSG Duct Burners (DB): The total maximum heat input rate to the DB for each HRSG is 460 mmBtu per hour based on the LHV of natural gas. Only natural gas shall be fired in the DB.
[Rule 62-210.200(PTE), F.A.C.]

SECTION III - EMISSIONS UNITS SPECIFIC CONDITIONS

A. UNIT 5 – COMBUSTION TURBINE GENERATORS (EU 007, 008, and 009)

7. **Authorized Fuels:** The CTG shall fire natural gas as the primary fuel, which shall contain no more than 2.0 grains of sulfur per 100 standard cubic feet (gr S/100 SCF) of natural gas. As a restricted alternate fuel, the CTG may fire ULSD fuel oil containing no more than 0.0015% sulfur by weight. Fuel oil may be fired up to the fuel equivalent of 2,550 hours aggregated over the three CTG during any calendar year.
[Rules 62-210.200(PTE), F.A.C.]
8. **Hours of Operation:** Subject to the operational restrictions of this permit, the CTG may operate throughout the year (8760 hours per year). Restrictions on individual methods of operation are specified below.
[Rules 62-210.200(Definitions - PTE), F.A.C.]
9. **Methods of Operation:** Subject to the restrictions and requirements of this permit, the CTG may operate under the following methods of operation.
 - a. **Combined Cycle Operation:** Each CTG/HRSG system may operate to produce direct, shaft-driven electrical power and steam-generated electrical power from the steam turbine-electrical generator as a three-on-one combined cycle unit subject to the restrictions of this permit. In accordance with the specifications of the SCR and HRSG manufacturers, the SCR system shall be on line and functioning properly during combined cycle operation or when the HRSG is producing steam.
 - b. **Inlet Conditioning:** In accordance with the manufacturer's recommendations and appropriate ambient conditions, the evaporative cooling system may be operated to reduce the compressor inlet air temperature and provide additional direct, shaft-driven electrical power.
 - c. **Duct Burner (DB) Firing:** When firing natural gas in a CTG, the respective HRSG may fire natural gas in the DB to raise additional steam for use in the STG or in the operation of CTG components. The total combined heat input rate to the DB (all three HRSG) shall not exceed 3,697,920 mmBtu (LHV) during any consecutive 12 months.

[Application; Rule 62-210.200(PTE), F.A.C.]

EMISSIONS STANDARDS

10. **Emissions Standards:** Emissions from each CTG/DB shall not exceed the following standards developed under state implementation plan (SIP) permitting procedures. Compliance with these limits also assures compliance with the emission limitations in 40 CFR 60, Subpart KKKK.

Pollutant	Fuel	Method of Operation	Initial Stacks Tests		CEMS Rolling Average Limit ppmvd ^a
			ppmvd ^a	lb/hr ^b	
CO ^d	Oil	CTG	10.0	61.0	10.0, 30 unit operating days ^{c,d}
	Gas	CTG & DB	7.6	52.7	7.5, 30 unit operating days ^{c,d}
CTG Normal Mode		5.0	29.0		
NO _x ^e	Oil	CTG	8.0	80.0	8.0, 30 unit operating days ^{c,e}
	Gas	CTG & DB	2.0	22.8	2.0, 30 unit operating days ^{c,e}
CTG Normal Mode		2.0	19.3		
VOC ^f	Oil	CTG	6.0	18.9	NA
	Gas	CTG & DB	1.9	7.2	
CTG Normal Mode		1.5	4.8		
NH ₃ ^g	Oil/Gas	CTG, All Modes	5	NA	NA
SAM/SO ₂ ^h	Oil/Gas	All Modes	2 gr S/100 SCF of gas, 0.0015% sulfur fuel oil Visible emissions shall not exceed 10% opacity for each 6-minute block average.		
PM/PM ₁₀ ⁱ					

SECTION III - EMISSIONS UNITS SPECIFIC CONDITIONS

A. UNIT 5 – COMBUSTION TURBINE GENERATORS (EU 007, 008, and 009)

- a. Concentration standards are given in terms of parts per million, by volume, dry at 15 percent oxygen and abbreviated as ppmvd.
- b. The mass emission rate standards in pounds per hour (lb/hr) are based on a turbine inlet condition of 59° F and may be adjusted to actual test conditions in accordance with the performance curves and/or equations filed with the Department.
- c. “Unit operating day” means a 24-hour period between 12 midnight and the following midnight during which any fuel is combusted at any time in the unit. It is not necessary for fuel to be combusted continuously for the entire 24-hour period. [40 CFR 60.4420]
- d. Compliance with the continuous 30-unit operating days rolling CO standard shall be demonstrated based on data collected by the required CEMS. The initial EPA Method 10 tests associated with the certification of the CEMS instruments shall also be used to demonstrate initial performance guarantees for natural gas, oil, and DB mode.
- e. Continuous compliance with the 30-unit operating days rolling NO_x standards shall be demonstrated based on data collected by the required CEMS and will also insure compliance with the less stringent Subpart KKKK limits of 15 and 42 ppmvd for gas and fuel oil respectively on a 30-unit operating day rolling average basis. The initial EPA Method 7E or Method 20 tests associated with demonstration of compliance with 40 CFR 60, Subpart KKKK or certification of the CEMS instruments shall also be used to demonstrate compliance with the individual standards for natural gas, fuel oil, and duct burner modes during the time of those tests. NO_x mass emission rates are defined as oxides of nitrogen expressed as nitrogen dioxide (NO₂).
- f. Compliance with the VOC standards shall be demonstrated by conducting tests in accordance with EPA Method 25A. Optionally, EPA Method 18 may also be performed to deduct emissions of methane and ethane. The emission standards are based on VOC measured as methane. After initial compliance with the VOC standards is demonstrated, annual compliance tests for VOC emissions are not required.
- g. Compliance with the NH₃ slip standard shall be demonstrated by conducting tests in accordance with EPA Method CTM-027 or EPA Method 320.
- h. The clean fuel sulfur specifications and visible emissions standard effectively limit the potential emissions of SAM and SO₂ from the CTG. Compliance with the fuel sulfur specifications shall be determined by the ASTM methods for determination of fuel sulfur as detailed in the draft permit.
- i. The clean fuel sulfur specifications, low CO and NO_x limits, and the visible emissions standard will effectively limit PM/PM₁₀/PM_{2.5} emissions. Compliance with the visible emissions standard shall be demonstrated by conducting tests in accordance with EPA Method 9.

[Application and Avoidance of Rule 62-212.400(4) through (12), F.A.C.; 40 CFR 60, Subpart KKKK]

EXCESS EMISSIONS

{Permitting Note: The following conditions apply only to the SIP-based emissions standards specified in Condition No. 10 of this section. Rule 62-210.700, F.A.C. (Excess Emissions) cannot vary or supersede any federal provision of the NSPS, or Acid Rain programs.}

11. **Operating Procedures:** The emission standards established by this permit rely on “good operating practices” to reduce emissions. Therefore, all operators and supervisors shall be properly trained to operate and maintain the CTG, DB, HRSG, and pollution control systems in accordance with the guidelines and procedures established by each manufacturer. The training shall include good operating practices as well as methods of minimizing excess emissions. [Rules 62-4.070(3), F.A.C.]
12. **Alternate Visible Emissions Standard:** Visible emissions due to startups, shutdowns, and malfunctions shall not exceed 10% opacity except for up to ten, 6-minute averaging periods during a calendar day, which shall not exceed 20% opacity. [Applicant Request and Rule 62-4.070(3), F.A.C.]
13. **Definitions:**
 - a. *Startup* is defined as the commencement of operation of any emissions unit which has shut down or ceased operation for a period of time sufficient to cause temperature, pressure, chemical or pollution control device imbalances, which result in excess emissions. [Rule 62-210.200(245), F.A.C.]
 - b. *Shutdown* is the cessation of the operation of an emissions unit for any purpose. [Rule 62-210.200(230), F.A.C.]

SECTION III - EMISSIONS UNITS SPECIFIC CONDITIONS

A. UNIT 5 – COMBUSTION TURBINE GENERATORS (EU 007, 008, and 009)

- c. *Malfunction* is defined as any unavoidable mechanical and/or electrical failure of air pollution control equipment or process equipment or of a process resulting in operation in an abnormal or unusual manner. [Rule 62-210.200(159), F.A.C.]
14. Excess Emissions Prohibited: Excess emissions caused entirely or in part by poor maintenance, poor operation or any other equipment or process failure that may reasonably be prevented during startup, shutdown or malfunction shall be prohibited. All such preventable emissions shall be included in any compliance determinations based on CEMS data. [Rule 62-210.700(4), F.A.C.]
15. Excess Emissions Allowed: As specified in this condition, excess emissions resulting from startup, shutdown, fuel switching and documented malfunctions are allowed provided that operators employ the best operational practices to minimize the amount and duration of emissions during such incidents. For each CTG/HRSG system, NO_x and CO emission data exclusions resulting from startup, shutdown, or documented malfunctions shall not exceed two hours in any 24-hour period except for the specific cases listed below. A “documented malfunction” means a malfunction that is documented within one working day of detection by contacting the Compliance Authority by telephone, facsimile transmittal, or electronic mail.
- a. *STG/HRSG System Cold Startup*: For cold startup of the steam turbine system, NO_x and CO emission data exclusions for any CTG/HRSG system shall not exceed eight (8) hours in any 24-hour period. A cold “startup of the steam turbine system” is defined as startup of the 3-on-1 combined cycle system following a shutdown of the steam turbine lasting at least 48 hours.
- {Permitting Note: During a cold startup of the STG system, each CTG/HRSG system is sequentially brought on line at low load to gradually increase the temperature of the STG and prevent thermal metal fatigue. Note that shutdowns and documented malfunctions are separately regulated in accordance with the requirements of this condition.}*
- b. *Shutdown Steam Turbine System*: For shutdown of steam turbine system, NO_x and CO emission data exclusions for any CTG/HRSG system shall not exceed three (3) hours in any 24-hour period.
- c. *CTG/HRSG System Cold Startup*: For cold startup of a CTG/HRSG system, NO_x and CO emission data exclusions shall not exceed four (4) hours in any 24-hour period. “Cold startup of a CTG/HRSG system” is defined as a startup after the pressure in the high-pressure (HP) steam drum falls below 450 psig for at least a one-hour period.
- d. *Fuel Switching*: For fuel switching, NO_x and CO emission data exclusions shall not exceed two (2) hours in any 24-hour period.
16. Ammonia Injection: Ammonia injection shall begin as soon as operation of the CTG/HRSG system achieves the operating parameters specified by the manufacturer. As authorized by Rule 62-210.700(5), F.A.C., the above conditions allow excess emissions only for specifically defined periods of startup, shutdown, fuel switching, and documented malfunction of the CTG. [Design; Rules 62-4.070(3) and 62-210.700, F.A.C.]
17. DLN Tuning: CEMS data collected during initial or other major DLN tuning sessions may be excluded by the permittee from the CEMS compliance demonstration provided the tuning session is performed in accordance with the manufacturer’s specifications. A “major tuning session” may occur after completion of initial construction, a major repair, or other similar circumstances. Prior to performing any major tuning session, where the intent is to exclude data from the CEMS compliance demonstration, the permittee shall provide the Compliance Authority with an advance notice of at least 7 days that details the activity and proposed tuning schedule. The notice may be by telephone, facsimile transmittal, or electronic mail. [Design; Rule 62-4.070(3), F.A.C.]

SECTION III - EMISSIONS UNITS SPECIFIC CONDITIONS

A. UNIT 5 – COMBUSTION TURBINE GENERATORS (EU 007, 008, and 009)

EMISSIONS PERFORMANCE TESTING

18. Test Methods: Required tests shall be performed in accordance with the following reference methods.

Method	Description of Method and Comments
CTM-027 or 320	Procedure for Collection and Analysis of Ammonia in Stationary Source. {Notes: This is an EPA conditional test method. The minimum detection limit shall be 1 ppm.} Measurement of Vapor Phase Organic and Inorganic Emissions by Extractive Fourier Transform Infrared (FTIR) Spectroscopy
7E	Determination of Nitrogen Oxide Emissions from Stationary Sources
9	Visual Determination of the Opacity of Emissions from Stationary Sources
10	Determination of Carbon Monoxide Emissions from Stationary Sources {Notes: The method shall be based on a continuous sampling train. The ascarite trap may be omitted or the interference trap of section 10.1 may be used in lieu of the silica gel and ascarite traps.}
18	Measurement of Gaseous Organic Compound Emissions by Gas Chromatography {Note: EPA Method 18 may be used (optional) concurrently with EPA Method 25A to deduct emissions of methane and ethane from the measured VOC emissions.}
20	Determination of Nitrogen Oxides, Sulfur Dioxide and Diluent Emissions from Stationary Gas Turbines
25A	Determination of Volatile Organic Concentrations

No other methods may be used for compliance testing unless prior written approval is received from the administrator of the Department’s Emissions Monitoring Section in accordance with an alternate sampling procedure pursuant to 62-297.620, F.A.C.

[Rules 62-204.800 and 62-297.100, F.A.C.; 40 CFR 60, Appendix A]

19. Initial Compliance Determinations: Initial compliance tests shall be conducted within 60 days after achieving the maximum production rate at which the unit will be operated, but not later than 180 days after the initial startup of the unit. Each CTG shall be stack tested to demonstrate initial compliance with the emission standards for CO, NO_x, VOC, visible emissions, and ammonia slip. Each unit shall be tested when firing natural gas, when using the duct burners and when firing distillate fuel oil. Referenced method data collected during the required Relative Accuracy Test Audits (RATAs) may be used to demonstrate compliance with the initial CO and NO_x standards. With appropriate flow measurements (or fuel measurements and approved F-factors), CEMS data may be used to demonstrate compliance with the CO and NO_x mass rate emissions standards. CO and NO_x emissions recorded by the CEMS shall also be reported for each run during tests for visible emissions, VOC and ammonia slip. The Department may require the permittee to conduct additional tests after major replacement or major repair of any air pollution control equipment, such as the SCR catalyst, oxidation catalyst, DLN combustors, etc.

[Rule 62-297.310(7)(a)1, F.A.C. and 40 CFR 60.8].

20. Continuous Compliance: The permittee shall demonstrate continuous compliance with the 30-unit operating days rolling average CO and NO_x emissions standards based on data collected by the certified CEMS. Within 45 days of conducting any RATA on a CEMS, the permittee shall submit a report to the Compliance Authority summarizing results of the RATA. Compliance with the CO emission standards also serves as an indicator of efficient fuel combustion and oxidation catalyst operation, which reduces emissions of particulate matter and volatile organic compounds.

[Rule 62-4.070(3), F.A.C.; 40 CFR 60, Subpart KKKK]

SECTION III - EMISSIONS UNITS SPECIFIC CONDITIONS

A. UNIT 5 – COMBUSTION TURBINE GENERATORS (EU 007, 008, and 009)

21. Annual Compliance Tests: During each federal fiscal year (October 1st to September 30th), each CTG shall be tested to demonstrate compliance with the emission standards for visible emissions and ammonia slip. Testing to determine the ammonia slip shall be conducted while firing the primary fuel. NO_x emissions recorded by the CEMS shall be reported for each ammonia slip test run. CO emissions recorded by the CEMS shall be reported for the visible emissions observation period.

{Permitting Note: After initial compliance with the VOC standards is demonstrated, annual compliance tests for VOC emissions are not required. Compliance with the continuously monitored CO standards shall indicate efficient combustion and low VOC emissions. The Department retains the right to require VOC testing if CO limits are exceeded or for the reasons given in Appendix SC, Condition 17, Special Compliance Tests.}

[Rules 62-4.070(3) and 62-297.310(7)(a)4, F.A.C.]

22. Compliance for SAM, SO₂ and PM/PM₁₀/PM_{2.5}: In stack compliance testing is not required for SAM, SO₂ and PM/PM₁₀/PM_{2.5}. Compliance with the limits and control requirements for SAM, SO₂ and PM/PM₁₀/PM_{2.5} is based on the recordkeeping required in Specific Condition 28, the visible emissions standard and the CO/NO_x continuous monitoring. [Rule 62-4.070(3), F.A.C.]

CONTINUOUS MONITORING REQUIREMENTS

23. Continuous Emissions Monitoring System(s) (CEMS): The permittee shall install, calibrate, maintain, and operate CEMS to measure and record the emissions of CO and NO_x from the combined cycle CTG in a manner sufficient to demonstrate continuous compliance with the CEMS emission standards of this section. Each monitoring system shall be installed, calibrated, and properly functioning prior to the initial performance tests. Within one working day of discovering emissions in excess of a CO or NO_x standard (and subject to the specified averaging period), the permittee shall notify the Compliance Authority.
- CO Monitors*: The CO monitors shall be certified pursuant to 40 CFR 60, Appendix B, Performance Specification 4 or 4A within 60 calendar days of achieving permitted capacity as defined in Rule 62-297.310(2), F.A.C., but no later than 180 calendar days after initial startup. Quality assurance procedures shall conform to the requirements of 40 CFR 60, Appendix F, and the Data Assessment Report in Section 7 shall be made each calendar quarter, and reported semiannually to the Compliance Authority. The RATA tests required for the CO monitor shall be performed using EPA Method 10 in Appendix A of 40 CFR 60 and shall be based on a continuous sampling train. The CO monitor span values shall be set appropriately considering the allowable methods of operation and corresponding emission standards.
 - NO_x Monitors*: Each NO_x monitor shall be certified, operated, and maintained in accordance with the requirements of 40 CFR 75. Record keeping and reporting shall be conducted pursuant to Subparts F and G in 40 CFR 75. The RATA tests required for the NO_x monitor shall be performed using EPA Method 20 or 7E in Appendix A of 40 CFR 60.
 - Diluent Monitors*: The oxygen (O₂) or carbon dioxide (CO₂) content of the flue gas shall be monitored at the location where CO and NO_x are monitored to correct the measured emissions rates to 15% oxygen. If a CO₂ monitor is installed, the oxygen content of the flue gas shall be calculated using F-factors that are appropriate for the fuel fired. Each monitor shall comply with the performance and quality assurance requirements of 40 CFR 75.

24. CEMS Data Requirements:

- Data Collection*: Emissions shall be monitored and recorded at all times including startup, operation, shutdown, and malfunction except for continuous monitoring system breakdowns, repairs, calibration checks, and zero and span adjustments. The CEMS shall be designed and operated to sample, analyze,

SECTION III - EMISSIONS UNITS SPECIFIC CONDITIONS

A. UNIT 5 – COMBUSTION TURBINE GENERATORS (EU 007, 008, and 009)

and record data evenly spaced over an hour. If the CEMS measures concentration on a wet basis, the CEM system shall include provisions to determine the moisture content of the exhaust gas and an algorithm to enable correction of the monitoring results to a dry basis (0% moisture). Alternatively, the owner or operator may develop through manual stack test measurements a curve of moisture contents in the exhaust gas versus load for each allowable fuel, and use these typical values in an algorithm to enable correction of the monitoring results to a dry basis (0% moisture). Final results of the CEMS shall be expressed as ppmvd corrected to 15% oxygen. The CEMS shall be used to demonstrate compliance with the CEMS emission standards for CO and NO_x as specified in this permit. For purposes of determining compliance with the CEMS emissions standards of this permit, missing (or excluded) data shall not be substituted. Upon request by the Department, the CEMS emission rates shall be corrected to International Organization of Standardization (ISO) conditions.

- b. *Valid Hour:* Hourly average values shall begin at the top of each hour. Each hourly average value shall be computed using at least one data point in each fifteen-minute quadrant of an hour, where the unit combusted fuel during that quadrant of an hour. Notwithstanding this requirement, an hourly value shall be computed from at least two data points separated by a minimum of 15 minutes (where the unit operates for more than one quadrant of an hour). If less than two such data points are available, the hourly average value is not valid. An hour in which any oil is fired is attributed towards compliance with the permit standards for oil firing. The permittee shall use all valid measurements or data points collected during an hour to calculate the hourly average values.
- c. *30-Unit Operating Day Rolling Averages:* Compliance shall be determined after each operating day by calculating the arithmetic average of all the valid hourly averages from that operating day and the prior 29 operating days. For purposes of determining compliance with the 30-unit operating day rolling CEMS standards, the missing data substitution methodology of 40 CFR Part 75, subpart D, shall not be utilized. Instead, the 30-unit operating day rolling average shall be determined using the remaining hourly data in the 30-day rolling period.

{Permitting Note: There may be more than one 30-unit operating day compliance demonstration required for CO and NO_x emissions depending on the use of alternate fuels.}

- d. *Data Exclusion:* Each CEMS shall monitor and record emissions during all operations including episodes of startup, shutdown, malfunction, fuel switches and DLN tuning. Some of the CEMS emissions data recorded during these episodes may be excluded from the corresponding CEMS compliance demonstration subject to the provisions of Condition Nos. 15 and 17 of this section. All periods of data excluded shall be consecutive for each such episode and only data obtained during the described episodes (startup, shutdown, malfunction, fuel switches, DLN tuning) may be used for the appropriate exclusion periods. The permittee shall minimize the duration of data excluded for such episodes to the extent practicable. Data recorded during such episodes shall not be excluded if the episode was caused entirely or in part by poor maintenance, poor operation, or any other equipment or process failure, which may reasonably be prevented. Best operational practices shall be used to minimize hourly emissions that occur during such episodes. Emissions of any quantity or duration that occur entirely or in part from poor maintenance, poor operation, or any other equipment or process failure, which may reasonably be prevented, shall be prohibited.
- e. *Data Exclusion during Installation of Oxidation Catalyst:* The permittee may exclude CO CEMS data in excess of the 7.5 ppmvd @15% O₂ from the 30 operating day rolling average calculation during the installation of the oxidation catalyst (which shall not exceed 12 months) provided all reasonable efforts are used to minimize such emissions. However, all CEMS data must be included when determining whether there is a net emission increase [as defined in Section 62-210.200 (definitions), F.A.C.] of CO greater or equal to the significant emissions rate of 100 tons per year.

SECTION III - EMISSIONS UNITS SPECIFIC CONDITIONS

A. UNIT 5 – COMBUSTION TURBINE GENERATORS (EU 007, 008, and 009)

- f. *Availability*: Monitor availability for the CEMS shall be 95% or greater in any calendar quarter. The quarterly excess emissions report shall be used to demonstrate monitor availability. In the event 95% availability is not achieved, the permittee shall provide the Department with a report identifying the problems in achieving 95% availability and a plan of corrective actions that will be taken to achieve 95% availability. The permittee shall implement the reported corrective actions within the next calendar quarter. Failure to take corrective actions or continued failure to achieve the minimum monitor availability shall be violations of this permit, except as otherwise authorized by the Department's Compliance Authority.

[Rule 62-297.520, F.A.C.; 40 CFR 60.7(a)(5) and 40 CFR 60.13; 40 CFR Part 51, Appendix P; 40 CFR 60, Appendix B - Performance Specifications; 40 CFR 60, Appendix F - Quality Assurance Procedures; and Rules 62-4.070(3), F.A.C.]

25. Ammonia Monitoring Requirements: In accordance with the manufacturer's specifications, the permittee shall install, calibrate, operate and maintain an ammonia flow meter to measure and record the ammonia injection rate to the SCR system by the time of the initial compliance tests. The permittee shall document and periodically update the general range of ammonia flow rates required to meet permitted emissions levels over the range of load conditions allowed by this permit by comparing NO_x emissions recorded by the CEM system with ammonia flow rates recorded using the ammonia flow meter. During NO_x monitor downtimes or malfunctions, the permittee shall operate at the ammonia flow rate and, as applicable for fuel oil firing, the water-to-fuel ratio, that are consistent with the documented flow rate for the combustion turbine load condition. [Rules 62-4.070(3), F.A.C.]

RECORDS AND REPORTS

26. Monitoring of Capacity: The permittee shall monitor and record the operating rate of each CTG and HRSG DB system on a daily average basis, considering the number of hours of operation during each day (including the times of startup, shutdown, malfunction and fuel switching). Such monitoring shall be made using a monitoring component of the CEMS required above, or by monitoring daily rates of consumption and heat content of each allowable fuel in accordance with the provisions of 40 CFR 75 Appendix D. [Rule 62-4.070(3), F.A.C.]
27. Monthly Operations Summary: By the fifth calendar day of each month, the permittee shall record the following for each fuel in a written or electronic log for each CTG for the previous month of operation: fuel consumption, hours of operation, hours of duct firing, and the updated 12-month rolling totals for each. Information recorded and stored as an electronic file shall be available for inspection and printing within at least three days of a request by the Department. The fuel consumption shall be monitored in accordance with the provisions of 40 CFR 75, Appendix D. [Rules 62-4.070(3), F.A.C.]
28. Fuel Sulfur Records: The permittee shall demonstrate compliance with the fuel sulfur limits specified in this permit by maintaining the following records of the sulfur contents.
- a. *Natural Gas*: Compliance with the fuel sulfur limit for natural gas shall be demonstrated by keeping reports obtained from the vendor indicating the average sulfur content of the natural gas being supplied from the pipeline for each month of operation. Methods for determining the sulfur content of the natural gas shall be ASTM methods D4084-82, D4468-85, D5504-01, D6228-98 and D6667-01, D3246-81 or more recent versions.
- b. *ULSD Fuel Oil*: Compliance with the distillate fuel oil sulfur limit shall be demonstrated by taking a sample, analyzing the sample for fuel sulfur, and reporting the results to each Compliance Authority before initial startup. Sampling the fuel oil sulfur content shall be conducted in accordance with ASTM D4057-88, Standard Practice for Manual Sampling of Petroleum and Petroleum Products, and one of the following test methods for sulfur in petroleum products: ASTM methods D5453-00, D129-91,

SECTION III - EMISSIONS UNITS SPECIFIC CONDITIONS

A. UNIT 5 – COMBUSTION TURBINE GENERATORS (EU 007, 008, and 009)

D1552-90, D2622-94, or D4294-90. More recent versions of these methods may be used. For each subsequent fuel delivery, the permittee shall maintain a permanent file of the certified fuel sulfur analysis from the fuel vendor. At the request of a Compliance Authority, the permittee shall perform additional sampling and analysis for the fuel sulfur content.

The above methods shall be used to determine the fuel sulfur content in conjunction with the provisions of 40 CFR 75, Appendix D. [Rules 62-4.070(3) and 62-4.160(15), F.A.C.]

29. Emissions Performance Test Reports: A report indicating the results of any required emissions performance test shall be submitted to the Compliance Authority no later than 45 days after completion of the last test run. The test report shall provide sufficient detail on the tested emission unit and the procedures used to allow the Department to determine if the test was properly conducted and if the test results were properly computed. At a minimum, the test report shall provide the applicable information listed in Rule 62-297.310(8)(c), F.A.C. and in Appendix SC of this permit. [Rule 62-297.310(8), F.A.C.]
30. Excess Emissions Reporting:
- Malfunction Notification*: If emissions in excess of a standard (subject to the specified averaging period) occur due to malfunction, the permittee shall notify the Compliance Authority within (1) working day of: the nature, extent, and duration of the excess emissions; the cause of the excess emissions; and the actions taken to correct the problem. In addition, the Department may request a written summary report of the incident.
 - SIP Quarterly Permit Limits Excess Emissions Report*: Within 30 days following the end of each calendar-quarter, the permittee shall submit a report to the Compliance Authority summarizing periods of CO and NO_x emissions in excess of the permit emission standards following the NSPS format in 40 CFR 60.7(c), Subpart A. Periods of startup, shutdown and malfunction, shall be monitored, recorded and reported as excess emissions when emission levels exceed the standards specified in this permit. In addition, the report shall summarize the CEMS systems monitor availability for the previous quarter.
 - NSPS Semi-Annual Excess Emissions Reports*: For purposes of reporting emissions in excess of NSPS Subpart KKKK, excess emissions from the CTG are defined as: a specified averaging period over which either the NO_x emissions are higher than the applicable emission limit in 40 CFR 60.4320; or the total sulfur content of the fuel being combusted in the affected facility exceeds the limit specified in 60.4330. Within thirty (30) days following each calendar semi-annual period, the permittee shall submit a report on any periods of excess emissions that occurred during the previous semi-annual period to the Compliance Authority.
- {Note: If there are no periods of excess emissions as defined in NSPS Subpart KKKK, a statement to that effect may be submitted with the SIP Quarterly Report to suffice for the NSPS Semi-Annual Report.}*
- [Rules 62-4.130, 62-204.800, 62-210.700(6), F.A.C.; 40 CFR 60.7, and 60.4420]
31. Annual Operating Report: The permittee shall submit an annual report that summarizes the actual operating hours and emissions from this facility. The permittee shall also keep records sufficient to determine the annual throughput of distillate fuel oil for the fuel oil storage tank for use in the Annual Operating Report. Annual operating reports shall be submitted to the Compliance Authority by April 1st of each year. [Rule 62-210.370(2), F.A.C.]

SECTION III - EMISSIONS UNITS SPECIFIC CONDITIONS

B. AUXILIARY BOILER AND TEMPORARY CONSTRUCTION BOILER (010 AND 015)

This section of the permit addresses the following emissions units.

ID	Emission Unit Description
010	One nominal 85,000 pounds per hour (lb/hr) natural gas fueled auxiliary boiler (99.8 mmBtu/hr)
015	One temporary 110 mmBtu/hr natural gas-fueled boiler to be used only during construction

AUXILIARY BOILER REQUIREMENTS

- Equipment:** The permittee is authorized to install, operate, and maintain one auxiliary boiler with a maximum design heat input of 99.8 mmBtu/hr (85,000 lb/hr) to produce steam during start up of the CTG. [Applicant Request; Rule 62-210.200(PTE), F.A.C.]
- Hours of Operation:** The hours of operation of the auxiliary boiler shall not exceed 750 hours per year. [Applicant Request; Rule 62-210.200(PTE), F.A.C.]
- NSPS Subpart Dc Applicability:** The auxiliary boiler is subject to all applicable requirements of 40 CFR 60, Subpart Dc which applies to Small Industrial, Commercial, or Institutional Steam Generating Units. Specifically, this emission unit shall comply with 40 CFR 60.48c Reporting and Recordkeeping Requirements. [40 CFR 60, NSPS-Subpart Dc - Standards of Performance for Small Industrial-Commercial-Institutional Steam Generating Units, attached as Appendix Dc].
- Auxiliary Boiler Emissions Limits:** The auxiliary boiler shall comply with the following emission limits.

NO _x	CO	VOC, SO ₂ , PM/PM ₁₀
0.05 lb/mmBtu	0.08 lb/mmBtu	2 gr S/100 SCF natural gas spec and 10% Opacity

[Applicant request; Rule 62-4.070(3), F.A.C.]

{Permitting note: There are no Subpart Dc emission standards for auxiliary boilers fueled by natural gas.}

- Auxiliary Boiler Testing Requirements:** The auxiliary boiler shall be stack tested to demonstrate initial compliance with the emission standards for CO, NO_x and visible emissions. The tests shall be conducted within 60 days after achieving the maximum production rate at which the unit will be operated, but not later than 180 days after the initial startup. [Rule 62-297.310(7)(a)1, F.A.C.]

Test Methods: Any required tests shall be performed in accordance with the following reference methods.

Method	Description of Method and Comments
7E	Determination of Nitrogen Oxide Emissions from Stationary Sources
9	Visual Determination of the Opacity of Emissions from Stationary Sources
10	Determination of Carbon Monoxide Emissions from Stationary Sources

- Notification:** Initial notification is required for the auxiliary boiler pursuant to 40 CFR 60.7.
- Reporting:** The permittee shall maintain records of the amount of natural gas used in the auxiliary boiler. These records shall be submitted to the Compliance Authority on an annual basis or upon request. [Rule 62-4.070(3), F.A.C.]

SECTION III - EMISSIONS UNITS SPECIFIC CONDITIONS

B. AUXILIARY BOILER AND TEMPORARY CONSTRUCTION BOILER (010 AND 015)

TEMPORARY BOILER REQUIREMENTS

8. Equipment: The permittee is authorized to install, operate, and maintain a temporary boiler during the construction of the RBEC with a maximum design heat input of 110 mmBtu/hr.
[Applicant Request; Rule 62-210.200(PTE), F.A.C.]
9. Hours of Operation: The hours of operation of the temporary boiler shall not exceed 1000 hours per year and the temporary boiler shall not operate beyond the expiration date of this permit.
[Applicant Request; Rule 62-210.200(PTE), F.A.C.]
10. NSPS Subpart Db Applicability: The temporary 110 mmBtu natural gas-fueled boiler is subject to all applicable requirements of 40 CFR 60, Subpart Db which applies to Industrial, Commercial, or Institutional Steam Generating Units.
[40 CFR 60, NSPS-Subpart Db - Standards of Performance for Small Industrial-Commercial-Institutional Steam Generating Units, attached as Appendix Db].

SECTION III. EMISSIONS UNIT SPECIFIC CONDITIONS

C. PROCESS HEATERS (EU 011)

This section of the permit addresses the following emissions unit.

ID	Emission Unit Description
011	Two nominal 10 mmBtu/hr natural gas-fired process heaters (one is a spare)

- Equipment:** The permittee is authorized to install, operate, and maintain two 10 mmBtu/hr process heaters for the purpose of heating the natural gas supply to the CTG.
[Applicant Request and Rule 62-210.200(PTE), F.A.C.]
- Hours of Operation:** The two natural gas-fueled process heaters are allowed to operate a combined total of 8760 hours per year. [Applicant Request and Rule 62-210.200(PTE), F.A.C.]
- NSPS Subpart Dc Applicability:** Each process heater is subject to all applicable requirements of 40 CFR 60, Subpart Dc which applies to Small Industrial, Commercial, or Institutional Boiler. Specifically, each emission unit shall comply with 40 CFR 60.48c Reporting and Recordkeeping Requirements.
[40 CFR 60, NSPS-Subpart Dc - Standards of Performance for Small Industrial-Commercial-Institutional Steam Generating Units, attached as Appendix Dc]
- Emission Limits:** Each natural gas fired process heater shall comply with the following emission limits.

NO_x	CO	VOC, SO₂, PM/PM₁₀
0.095 lb/mmBtu	0.08 lb/mmBtu	2 gr S/100 SCF natural gas spec and 10% Opacity

[Applicant request; Rule 62-4.070(3), F.A.C.]

{Permitting note: There are no Subpart Dc emission standards for gas-fired process heaters fueled by natural gas.}

- Testing Requirements:** Each unit shall be stack tested to demonstrate initial compliance with the emission standards for CO, NO_x and visible emissions. The tests shall be conducted within 60 days after achieving the maximum production rate at which the unit will be operated, but not later than 180 days after the initial startup. As an alternative, a Manufacturer certification of emissions characteristics of the purchased model that are at least as stringent as the emission limits values can be used to fulfill this requirement.
[Rule 62-297.310(7)(a)1, F.A.C.]

Test Methods: Any required tests shall be performed in accordance with the following reference methods.

Method	Description of Method and Comments
7E	Determination of Nitrogen Oxide Emissions from Stationary Sources
9	Visual Determination of the Opacity of Emissions from Stationary Sources
10	Determination of Carbon Monoxide Emissions from Stationary Sources

- Notification, Recordkeeping and Reporting Requirements:** The permittee shall maintain records of the amount of natural gas used in the process heaters and shall comply with the notification, recordkeeping and reporting requirements pursuant to 40 CFR 60.48c and 40 CFR 60.7. These records shall be submitted to the Compliance Authority on an annual basis or upon request.
[Rule 62-4.070(3), F.A.C.; 40 CFR 60, Subparts A and Dc]

SECTION III. EMISSIONS UNIT SPECIFIC CONDITIONS

D. COMPRESSOR STATION (EU 012)

This section of the permit addresses the following emissions unit.

ID	Emission Unit Description
012	Seven nominal 1,340 horsepower (hp) natural gas compressors

- Equipment:** The permittee is authorized to install, operate, and maintain seven nominal 1,340 horsepower (hp) natural gas compressors. Maximum heat input shall not exceed 10.11 mmBtu/hr each. [Applicant Request and Rule 62-210.200(PTE), F.A.C.]
- Hours of Operation and Fuel Specifications:** Each compressor is allowed to operate continuously (8760 hr/yr). The compressors are allowed to burn natural gas only. [Applicant Request and Rule 62-210.200(PTE), F.A.C.]
- NSPS Subpart JJJJ Applicability:** These compressors are Stationary Spark Ignition Internal Combustion Engines and shall comply with applicable provisions of 40 CFR 60, Subpart JJJJ. [40 CFR 60, Subpart JJJJ - Standards of Performance for Stationary Spark Ignition Internal Combustion Engines]
- NESHAPS Subpart ZZZZ Applicability:** These compressors are Reciprocating Internal Combustion Engines (RICE) and shall comply with applicable provisions of 40 CFR 63, Subpart ZZZZ. Pursuant to 40 CFR 63.6590(c) the compressors must meet the requirements of Subpart ZZZZ by meeting the requirements of 40 CFR 60, Subpart JJJJ. [40 CFR 63, Subpart ZZZZ - National Emission Standards for Hazardous Air Pollutants for Stationary Reciprocating Internal Combustion Engines (RICE)]
- Pollution Control Equipment:** Each gas compressor shall be equipped with an oxidation catalyst to control CO and VOC/hydrocarbons. [Applicant request; Rule 62-4.070(3), F.A.C.]
- Visible Emission (VE) Limit:** Each natural gas compressor shall comply with a visible emission limit of 10% opacity. [Applicant request; Rule 62-4.070(3), F.A.C.]
- Emissions Limits:** Each natural gas compressors shall comply with the following emission limits.

Standard (manufacture date)	CO (g/hp-hr) ^a	VOC (g/hp-hr)	NO _x (g/hp-hr)	PM (g/hp-hr)	SO ₂ (gas S spec.)
Permit Emission Limit	0.10	0.16	1.5 ^b	0.034	2 gr/100 SCF
Subpart JJJJ (1/1/2008)	4.0	1.0	2.0	NA	
Subpart JJJJ (7/1/2010)	2.0	0.7	1.0		

a. grams per horsepower-hour (g/hp-hr)

b. Reduced to 1.0 g/hp-hr if manufacture date is 7/1/2010 or later to insure compliance with Subpart JJJJ.

{Permitting note: Installation of an oxidation catalyst and adherence to the visible emission standard and fuel specification shall be considered sufficient to insure compliance with the listed PM limit.}

[Applicant request; 40 CFR 60, Subpart JJJJ; Rule 62-4.070(3), F.A.C.]

- Compressor Testing Requirements:** Each unit shall be stack tested to demonstrate initial compliance with the emission standards for CO, VOC, NO_x and visible emissions. The tests shall be conducted within 60 days after achieving the maximum production rate at which the unit will be operated, but not later than 180 days after the initial startup. With the exception of visible emissions testing, manufacturer certification can be provided to the Department in lieu of actual testing. [Rule 62-297.310(7)(a)1, F.A.C.; 40 CFR 60.8 and 40 CFR 60.4244]

SECTION III. EMISSIONS UNIT SPECIFIC CONDITIONS

D. COMPRESSOR STATION (EU 012)

9. Test Methods: Any required tests shall be performed in accordance with the following reference methods.

Method	Description of Method and Comments
7E	Determination of Nitrogen Oxide Emissions from Stationary Sources
9	Visual Determination of the Opacity of Emissions from Stationary Sources
10	Determination of Carbon Monoxide Emissions from Stationary Sources
18	Determination of Volatile Organic Compounds Emissions from Stationary Sources

[Rule 62-4.070(3), F.A.C.; 40 CFR 60, Subpart JJJJ and 40 CFR 60.8]

10. Notification, Recordkeeping and Reporting Requirements: The permittee shall maintain records of the amount of natural gas used in the compressor station and shall comply with the notification, recordkeeping and reporting requirements pursuant to 40 CFR 60.4245 and 40 CFR 60.7. These records shall be submitted to the Compliance Authority on an annual basis or upon request.

[Rule 62-4.070(3), F.A.C.; 40 CFR 60, Subparts A and JJJJ]

SECTION III. EMISSIONS UNIT SPECIFIC CONDITIONS

E. EMERGENCY GENERATORS (013)

This section of the permit addresses the following emissions units.

ID	Emission Unit Description
013	Two nominal 2,250 kilowatts (kW) liquid fueled emergency generators

1. **Equipment:** The permittee is authorized to install, operate, and maintain two 2,250 kW emergency generators. [Applicant Request and Rule 62-210.200(PTE), F.A.C.]
2. **Hours of Operation and Fuel Specifications:** The hours of operation shall not exceed 160 hours per year per generator. The generators shall burn ultralow sulfur diesel fuel oil (0.0015% sulfur). [Applicant Request and Rule 62-210.200(PTE), F.A.C.]
3. **NSPS Subpart III Applicability:** These emergency generators are Stationary Compression Ignition Internal Combustion Engines (Stationary ICE) and shall comply with applicable provisions of 40 CFR 60, Subpart III, including emission testing or certification. [40 CFR 60, Subpart III - Standards of Performance for Stationary Compression Ignition Internal Combustion Engines]
4. **NESHAPS Subpart ZZZZ Applicability:** These emergency generators are Liquid Fueled Reciprocating Internal Combustion Engines (RICE) and shall comply with applicable provisions of 40 CFR 63, Subpart ZZZZ. Pursuant to 40 CFR 63.6590(c) the compressors must meet the requirements of Subpart ZZZZ by meeting the requirements of 40 CFR 60, Subpart III. [40 CFR 63, Subpart ZZZZ - National Emission Standards for Hazardous Air Pollutants for Stationary Reciprocating Internal Combustion Engines (RICE)]
5. **Emissions Limits:** Each emergency generator shall comply with the following emission limits and demonstrate compliance in accordance with the procedures given in 40 CFR 60, Subpart III. Manufacturer certification can be provided to the Department in lieu of actual testing.

Source (model year)	CO (g/hp-hr)	PM (g/hp-hr)	Hydrocarbons (g/hp-hr)	NO _x (g/hp-hr)
Subpart III (2007-2010)	8.5	0.4	1.0	6.9
Subpart III (2011 and later)	2.6	0.15	4.8 (NMHC ^a +NO _x)	

a. NMHC means Non-Methane Hydrocarbons.

[Applicant Request; 40 CFR 60, Subpart III and Rule 62-4.070(3), F.A.C.]

6. **Visible Emission (VE) Limit:** Each liquid-fueled emergency generator shall comply with a visible emission limit of 10% opacity. An initial VE test shall be conducted in accordance with EPA Method 9 within 60 days after achieving the maximum production rate at which the unit will be operated, but not later than 180 days after initial startup. [Applicant request; Rule 62-4.070(3), F.A.C.]
7. **Notification, Recordkeeping and Reporting Requirements:** The permittee shall maintain records of the amount of fuel used in the emergency generators and shall comply with the notification, recordkeeping and reporting requirements pursuant to 40 CFR 60.4214 and 40 CFR 60.7. These records shall be submitted to the Compliance Authority on an annual basis or upon request. [Rule 62-4.070(3), F.A.C.; 40 CFR 60, Subparts A and III]

SECTION III. EMISSIONS UNIT SPECIFIC CONDITIONS

F. EMERGENCY FIRE PUMP (014)

This section of the permit addresses the following emissions unit.

ID	Emission Unit Description
014	One emergency diesel fire pump engine (≤ 300 hp) and a nominal 500 gallon fuel oil storage tank

- Equipment:** The permittee is authorized to install, operate, and maintain one diesel engine driven fire pump (≤ 300 hp) and an associated nominal 500 gallon fuel oil storage tank. [Applicant Request and Rule 62-210.200(PTE), F.A.C.]
- Hours of Operation:** The fire pump may operate in response to emergency conditions and 80 non-emergency hours per year for maintenance testing. [Applicant Request; Rule 62-210.200 (PTE), F.A.C.]
- Authorized Fuel:** This unit shall fire ULSD fuel oil, which shall contain no more than 0.0015% sulfur by weight. [Applicant Request]
- NSPS Subpart III Applicability:** The fire pump engine is an Emergency Stationary Compression Ignition Internal Combustion Engine (Stationary ICE) and shall comply with applicable provisions of 40 CFR 60, Subpart III. [40 CFR 60, Subpart III - Standards of Performance for Stationary Compression Ignition Internal Combustion Engines]
- Emissions Limits:** The emergency fire pump engine shall comply with the following emission limits and demonstrate compliance in accordance with the procedures given in 40 CFR 60, Subpart III.

Model Year	CO (g/hp-hr)	NMHC + NO _x (g/hp-hr)	PM (g/hp-hr)
Subpart III (2008)	2.6	7.8	0.40
Subpart III (2009 or later)	NA	3.0	0.15

[Applicant Request; 40 CFR 60, Subpart III and Rule 62-4.070(3), F.A.C.]

- Fire Pump Engine Certification:** Manufacturer certification shall be provided to the Department in lieu of actual testing. [40 CFR 60.4211 and Rule 62-4.070(3), F.A.C.]

SECTION III. EMISSIONS UNIT SPECIFIC CONDITIONS

G. DISTILLATE FUEL OIL STORAGE TANK (016)

This section of the permit addresses the following emissions unit.

ID	Emission Unit Description
016	One nominal 6.3 million gallon distillate fuel oil storage tank

NSPS APPLICABILITY

1. NSPS Subpart Kb Applicability: The distillate fuel oil tank is not subject to Subpart Kb, which applies to any storage tank with a capacity greater than or equal to 10,300 gallons (40 cubic meters) that is used to store volatile organic liquids for which construction, reconstruction, or modification is commenced after July 23, 1984. Tanks with a capacity greater than or equal to 40,000 gallons (151 cubic meters) storing a liquid with a maximum true vapor pressure less than 3.5 kilopascals (kPa) are exempt from the General Provisions (40 CFR 60, Subpart A) and from the provisions of NSPS Subpart Kb. [40 CFR 60.110b(a) and (c); Rule 62-204.800(7)(b), F.A.C.]

EQUIPMENT SPECIFICATIONS

2. Equipment: The permittee is authorized to install, operate, and maintain one nominal 6.3 million gallon distillate fuel oil storage tank designed to provide ultra low sulfur diesel fuel oil to the gas turbines. [Applicant Request; Rule 62-210.200(PTE), F.A.C.]

EMISSIONS AND PERFORMANCE REQUIREMENTS

3. Hours of Operation: The hours of operation are not restricted (8760 hours per year). [Applicant Request; Rule 62-210.200(PTE), F.A.C.]

NOTIFICATION, REPORTING AND RECORDS

4. Oil Tank Records: The permittee shall keep readily accessible records showing the dimension of the storage vessel and an analysis showing the capacity of the storage tank. Records shall be retained for the life of the facility. The permittee shall also keep records sufficient to determine the annual throughput of distillate fuel oil for the storage tank for use in the Annual Operating Report. [Rule 62-4.070(3) F.A.C]
5. Fuel Oil Records: The permittee shall keep readily accessible records showing the maximum true vapor pressure of the stored liquid. The maximum true vapor pressure shall be less than 3.5 kPa. Compliance with this condition may be demonstrated by using the information from the respective MSDS for the ULSD fuel oil stored in the tank. [Rule 62-4.070(3), F.A.C.; Avoidance of 40 CFR 60, Subpart Kb]

{Permitting Note: An evaluation of several Material Safety Data Sheets (MSDS) by the Department and applicant demonstrated that the vapor pressure is much less than 3.5 kPa for ULSD fuel oil.}

SECTION IV. APPENDIX ZZZZ

NESHAPS REQUIREMENTS-STATIONARY RECIPROCATING INTERNAL COMBUSTION ENGINES

The seven nominal 1,340 horsepower (hp) natural gas compressors are regulated as one Unit for purposes of the ARMS or Emissions Unit No. 012. The two nominal 2,250 kilowatts emergency generators are regulated as one Unit for purposes of the ARMS or Emissions Unit No. 013. These reciprocating internal combustion engines (RICE) are subject to the notification requirements of 40 CFR 63, Subpart ZZZZ--National Emission Standards for Hazardous Air Pollutants for Stationary Reciprocating Internal Combustion Engines.

The complete provisions of Subpart ZZZZ may be provided in full upon request and are also available beginning at Section 63.6580 at:

[Link to Subpart ZZZZ](#)

SECTION IV. APPENDIX XS

SEMIANNUAL NSPS EXCESS EMISSIONS REPORT

FIGURE 1. SUMMARY REPORT - GASEOUS AND OPACITY EXCESS EMISSION AND MONITORING SYSTEM PERFORMANCE

[Note: This form is referenced in 40 CFR 60.7, Subpart A-General Provisions]

Pollutant (*Circle One*): SO₂ NO_x TRS H₂S CO Opacity

Reporting period dates: From _____ to _____

Company: _____

Emission Limitation: _____

Address: _____

Monitor Manufacturer: _____

Model No.: _____

Date of Latest CMS Certification or Audit: _____

Process Unit(s) Description: _____

Total source operating time in reporting period ¹: _____

Emission data summary ¹	CMS performance summary ¹
1. Duration of excess emissions in reporting period due to:	1. CMS downtime in reporting period due to:
a. Startup/shutdown	a. Monitor equipment malfunctions
b. Control equipment problems	b. Non-Monitor equipment malfunctions
c. Process problems	c. Quality assurance calibration
d. Other known causes	d. Other known causes
e. Unknown causes	e. Unknown causes
2. Total duration of excess emissions	2. Total CMS Downtime
3. Total duration of excess emissions x (100) / [Total source operating time]	3. [Total CMS Downtime] x (100) / [Total source operating time]
%	%

¹ For opacity, record all times in minutes. For gases, record all times in hours.

² For the reporting period: If the total duration of excess emissions is 1 percent or greater of the total operating time or the total CMS downtime is 5 percent or greater of the total operating time, both the summary report form and the excess emission report described in 40 CFR 60.7(c) shall be submitted.

Note: On a separate page, describe any changes since the last in CMS, process or controls.

I certify that the information contained in this report is true, accurate, and complete.

Name: _____

Signature: _____ Date: _____

Title: _____

SECTION IV. APPENDIX SC

STANDARD CONDITIONS

test was properly conducted and the test results properly computed. As a minimum, the test report, other than for an EPA or DEP Method 9 test, shall provide the following information:

- 1) The type, location, and designation of the emissions unit tested.
- 2) The facility at which the emissions unit is located.
- 3) The owner or operator of the emissions unit.
- 4) The normal type and amount of fuels used and materials processed, and the types and amounts of fuels used and material processed during each test run.
- 5) The means, raw data and computations used to determine the amount of fuels used and materials processed, if necessary to determine compliance with an applicable emission limiting standard.
- 6) The type of air pollution control devices installed on the emissions unit, their general condition, their normal operating parameters (pressure drops, total operating current and GPM scrubber water), and their operating parameters during each test run.
- 7) A sketch of the duct within 8 stack diameters upstream and 2 stack diameters downstream of the sampling ports, including the distance to any upstream and downstream bends or other flow disturbances.
- 8) The date, starting time and duration of each sampling run.
- 9) The test procedures used, including any alternative procedures authorized pursuant to Rule 62-297.620, F.A.C. Where optional procedures are authorized in this chapter, indicate which option was used.
- 10) The number of points sampled and configuration and location of the sampling plane.
- 11) For each sampling point for each run, the dry gas meter reading, velocity head, pressure drop across the stack, temperatures, average meter temperatures and sample time per point.
- 12) The type, manufacturer and configuration of the sampling equipment used.
- 13) Data related to the required calibration of the test equipment.
- 14) Data on the identification, processing and weights of all filters used.
- 15) Data on the types and amounts of any chemical solutions used.
- 16) Data on the amount of pollutant collected from each sampling probe, the filters, and the impingers, are reported separately for the compliance test.
- 17) The names of individuals who furnished the process variable data, conducted the test, analyzed the samples and prepared the report.
- 18) All measured and calculated data required to be determined by each applicable test procedure for each run.
- 19) The detailed calculations for one run that relate the collected data to the calculated emission rate.
- 20) The applicable emission standard, and the resulting maximum allowable emission rate for the emissions unit, plus the test result in the same form and unit of measure.
- 21) A certification that, to the knowledge of the owner or his authorized agent, all data submitted are true and correct. When a compliance test is conducted for the Department or its agent, the person who conducts the test shall provide the certification with respect to the test procedures used. The owner or his authorized agent shall certify that all data required and provided to the person conducting the test are true and correct to his knowledge.

[Rule 62-297.310(8), F.A.C.]

RECORDS AND REPORTS

19. Records Retention: All measurements, records, and other data required by this permit shall be documented in a permanent, legible format and retained for at least five (5) years following the date on which such measurements, records, or data are recorded. Records shall be made available to the Department upon request. [Rules 62-4.160(14) and 62-213.440(1)(b)2, F.A.C.]
20. Annual Operating Report: The permittee shall submit an annual report that summarizes the actual operating rates and emissions from this facility. Annual operating reports shall be submitted to the Compliance Authority by April 1st of each year. [Rule 62-210.370(2), F.A.C.]

SECTION IV. APPENDIX SC

STANDARD CONDITIONS

11. Operating Rate During Testing: Testing of emissions shall be conducted with the emissions unit operating at permitted capacity. Permitted capacity is defined as 90 to 100 percent of the maximum operation rate allowed by the permit. If it is impractical to test at permitted capacity, an emissions unit may be tested at less than the maximum permitted capacity; in this case, subsequent emissions unit operation is limited to 110 percent of the test rate until a new test is conducted. Once the unit is so limited, operation at higher capacities is allowed for no more than 15 consecutive days for the purpose of additional compliance testing to regain the authority to operate at the permitted capacity. [Rule 62-297.310(2), F.A.C.]
12. Calculation of Emission Rate: For each emissions performance test, the indicated emission rate or concentration shall be the arithmetic average of the emission rate or concentration determined by each of the three separate test runs unless otherwise specified in a particular test method or applicable rule. [Rule 62-297.310(3), F.A.C.]
13. Test Procedures: Tests shall be conducted in accordance with all applicable requirements of Chapter 62-297, F.A.C.
 - a. Required Sampling Time. Unless otherwise specified in the applicable rule, the required sampling time for each test run shall be no less than one hour and no greater than four hours, and the sampling time at each sampling point shall be of equal intervals of at least two minutes. The minimum observation period for a visible emissions compliance test shall be thirty (30) minutes. The observation period shall include the period during which the highest opacity can reasonably be expected to occur.
 - b. Minimum Sample Volume. Unless otherwise specified in the applicable rule or test method, the minimum sample volume per run shall be 25 dry standard cubic feet.
 - c. Calibration of Sampling Equipment. Calibration of the sampling train equipment shall be conducted in accordance with the schedule shown in Table 297.310-1, F.A.C.
[Rule 62-297.310(4), F.A.C.]
14. Determination of Process Variables
 - a. Required Equipment. The owner or operator of an emissions unit for which compliance tests are required shall install, operate, and maintain equipment or instruments necessary to determine process variables, such as process weight input or heat input, when such data are needed in conjunction with emissions data to determine the compliance of the emissions unit with applicable emission limiting standards.
 - b. Accuracy of Equipment. Equipment or instruments used to directly or indirectly determine process variables, including devices such as belt scales, weight hoppers, flow meters, and tank scales, shall be calibrated and adjusted to indicate the true value of the parameter being measured with sufficient accuracy to allow the applicable process variable to be determined within 10% of its true value.
[Rule 62-297.310(5), F.A.C.]
15. Sampling Facilities: The permittee shall install permanent stack sampling ports and provide sampling facilities that meet the requirements of Rule 62-297.310(6), F.A.C.
16. Test Notification: The owner or operator shall notify the Department, at least 15 days prior to the date on which each formal compliance test is to begin, of the date, time, and place of each such test, and the test contact person who will be responsible for coordinating and having such test conducted for the owner or operator. [Rule 62-297.310(7)(a)9, F.A.C.]
17. Special Compliance Tests: When the Department, after investigation, has good reason (such as complaints, increased visible emissions or questionable maintenance of control equipment) to believe that any applicable emission standard contained in a Department rule or in a permit issued pursuant to those rules is being violated, it shall require the owner or operator of the emissions unit to conduct compliance tests which identify the nature and quantity of pollutant emissions from the emissions unit and to provide a report on the results of said tests to the Department. [Rule 62-297.310(7)(b), F.A.C.]
18. Test Reports: The owner or operator of an emissions unit for which a compliance test is required shall file a report with the Department on the results of each such test. The required test report shall be filed with the Department as soon as practical but no later than 45 days after the last sampling run of each test is completed. The test report shall provide sufficient detail on the emissions unit tested and the test procedures used to allow the Department to determine if the

SECTION IV. APPENDIX SC

STANDARD CONDITIONS

Unless otherwise specified in the permit, the following conditions apply to all emissions units and activities at this facility.

EMISSIONS AND CONTROLS

1. **Plant Operation - Problems:** If temporarily unable to comply with any of the conditions of the permit due to breakdown of equipment or destruction by fire, wind or other cause, the permittee shall notify each Compliance Authority as soon as possible, but at least within one working day, excluding weekends and holidays. The notification shall include: pertinent information as to the cause of the problem; steps being taken to correct the problem and prevent future recurrence; and, where applicable, the owner's intent toward reconstruction of destroyed facilities. Such notification does not release the permittee from any liability for failure to comply with the conditions of this permit or the regulations. [Rule 62-4.130, F.A.C.]
2. **Circumvention:** The permittee shall not circumvent the air pollution control equipment or allow the emission of air pollutants without this equipment operating properly. [Rule 62-210.650, F.A.C.]
3. **Excess Emissions Allowed:** Excess emissions resulting from startup, shutdown or malfunction of any emissions unit shall be permitted providing (1) best operational practices to minimize emissions are adhered to and (2) the duration of excess emissions shall be minimized but in no case exceed two hours in any 24 hour period unless specifically authorized by the Department for longer duration. [Rule 62-210.700(1), F.A.C.]
4. **Excess Emissions Prohibited:** Excess emissions caused entirely or in part by poor maintenance, poor operation, or any other equipment or process failure that may reasonably be prevented during startup, shutdown or malfunction shall be prohibited. [Rule 62-210.700(4), F.A.C.]
5. **Excess Emissions - Notification:** In case of excess emissions resulting from malfunctions, the permittee shall notify the Department or the appropriate Local Program in accordance with Rule 62-4.130, F.A.C. A full written report on the malfunctions shall be submitted in a quarterly report, if requested by the Department. [Rule 62-210.700(6), F.A.C.]
6. **VOC or OS Emissions:** No person shall store, pump, handle, process, load, unload or use in any process or installation, volatile organic compounds or organic solvents without applying known and existing vapor emission control devices or systems deemed necessary and ordered by the Department. [Rule 62-296.320(1), F.A.C.]
7. **Objectionable Odor Prohibited:** No person shall cause, suffer, allow or permit the discharge of air pollutants, which cause or contribute to an objectionable odor. An "objectionable odor" means any odor present in the outdoor atmosphere which by itself or in combination with other odors, is or may be harmful or injurious to human health or welfare, which unreasonably interferes with the comfortable use and enjoyment of life or property, or which creates a nuisance. [Rules 62-296.320(2) and 62-210.200(203), F.A.C.]
8. **General Visible Emissions:** No person shall cause, let, permit, suffer or allow to be discharged into the atmosphere the emissions of air pollutants from any activity equal to or greater than 20 percent opacity. [Rule 62-296.320(4)(b)1, F.A.C.]
9. **Unconfined Particulate Emissions:** During the construction period, unconfined particulate matter emissions shall be minimized by dust suppressing techniques such as covering and/or application of water or chemicals to the affected areas, as necessary. [Rule 62-296.320(4)(c), F.A.C.]

TESTING REQUIREMENTS

10. **Required Number of Test Runs:** For mass emission limitations, a compliance test shall consist of three complete and separate determinations of the total air pollutant emission rate through the test section of the stack or duct and three complete and separate determinations of any applicable process variables corresponding to the three distinct time periods during which the stack emission rate was measured; provided, however, that three complete and separate determinations shall not be required if the process variables are not subject to variation during a compliance test, or if three determinations are not necessary in order to calculate the unit's emission rate. The three required test runs shall be completed within one consecutive five-day period. In the event that a sample is lost or one of the three runs must be discontinued because of circumstances beyond the control of the owner or operator, and a valid third run cannot be obtained within the five-day period allowed for the test, the Secretary or his or her designee may accept the results of two complete runs as proof of compliance, provided that the arithmetic mean of the two complete runs is at least 20% below the allowable emission limiting standard. [Rule 62-297.310(1), F.A.C.]

SECTION IV. APPENDIX KKKK

NSPS SUBPART KKKK REQUIREMENTS FOR GAS TURBINES AND DUCT BURNERS

Combined Cycle Unit 5 is regulated as ARMS EU 007, 008 and 009. These EU are subject to the applicable requirements of 40 CFR 60, Subpart KKKK--Standards of Performance for Stationary Combustion Turbines that Commence Construction after February 18, 2005. The provisions of this Subpart may be provided in full upon request and are also available at the following link:

[Link to Subpart KKKK](#)

Table 1 of Subpart KKKK is a listing of the key NO_x limits from Subpart KKKK that apply to the RBEC Unit 5 project. The provisions of this Subpart may be provided in full upon request and are also available at the following link:

Table 1 to Subpart KKKK of Part 60. NO_x Emission Limits for New Stationary Combustion Turbines.*

Combustion turbine type	Combustion turbine heat input at peak load (higher heating value)	NO_x emission standard
New, modified, or reconstructed turbine firing natural gas	> 850 MMBtu/h	15 ppm at 15 percent O ₂ or 54 ng/J of useful output (0.43 lb/MWh).
New, modified, or reconstructed turbine firing fuels other than natural gas	> 850 MMBtu/h	42 ppm at 15 percent O ₂ or 160 ng/J of useful output (1.3 lb/MWh).

* Only the portion of the table that includes the NO_x Requirements applicable to the RBEC Unit 5 project.

SECTION IV. APPENDIX JJJJ

NSPS REQUIREMENTS FOR NSPS FOR STATIONARY SPARK IGNITION INTERNAL COMBUSTION ENGINES

The seven nominal 1,340 horsepower (hp) natural gas compressors are regulated as one unit for purposes of the ARMS or EU No. 012. They are subject to the applicable requirements of 40 CFR 60, Subpart JJJJ--Standards of Performance for Stationary Spark Ignition Internal Combustion Engines. The provisions of this Subpart may be provided in full upon request and are also available at the following link:

[Link to Subpart JJJJ](#)

SECTION IV. APPENDIX III

NSPS REQUIREMENTS FOR STATIONARY COMPRESSION IGNITION INTERNAL COMBUSTION ENGINES

The two nominal 2,250 kilowatts emergency generators are regulated as one unit for purposes of the ARMS or EU No. 013. The nominal 300 horsepower (hp) fire engine pump is regulated as ARMS EU No. 014. These two EU are subject to the applicable requirements of 40 CFR 60, Subpart III--Standards of Performance for Stationary Compression Ignition Internal Combustion Engines. The provisions of this Subpart may be provided in full upon request and are also available at the following link:

[Link to Subpart III](#)

SECTION IV. APPENDIX GC

GENERAL CONDITIONS

9. In accepting this permit, the permittee understands and agrees that all records, notes, monitoring data and other information relating to the construction or operation of this permitted source which are submitted to the Department may be used by the Department as evidence in any enforcement case involving the permitted source arising under the Florida Statutes or Department rules, except where such use is prescribed by Sections 403.73 and 403.111, Florida Statutes. Such evidence shall only be used to the extent it is consistent with the Florida Rules of Civil Procedure and appropriate evidentiary rules.
10. The permittee agrees to comply with changes in Department rules and Florida Statutes after a reasonable time for compliance, provided, however, the permittee does not waive any other rights granted by Florida Statutes or Department rules.
11. This permit is transferable only upon Department approval in accordance with Florida Administrative Code Rules 62-4.120 and 62-730.300, F.A.C., as applicable. The permittee shall be liable for any non-compliance of the permitted activity until the transfer is approved by the Department.
12. This permit or a copy thereof shall be kept at the work site of the permitted activity.
13. This permit also constitutes:
 - a. Determination of Best Available Control Technology (Not applicable);
 - b. Determination of Prevention of Significant Deterioration (Not applicable);
 - c. Compliance with National Emission Standards for Hazardous Air Pollutants (X); and
 - d. Compliance with New Source Performance Standards (X).
14. The permittee shall comply with the following:
 - a. Upon request, the permittee shall furnish all records and plans required under Department rules. During enforcement actions, the retention period for all records will be extended automatically unless otherwise stipulated by the Department.
 - b. The permittee shall hold at the facility or other location designated by this permit records of all monitoring information (including all calibration and maintenance records and all original strip chart recordings for continuous monitoring instrumentation) required by the permit, copies of all reports required by this permit, and records of all data used to complete the application or this permit. These materials shall be retained at least three years from the date of the sample, measurement, report, or application unless otherwise specified by Department rule.
 - c. Records of monitoring information shall include:
 - 1) The date, exact place, and time of sampling or measurements;
 - 2) The person responsible for performing the sampling or measurements;
 - 3) The dates analyses were performed;
 - 4) The person responsible for performing the analyses;
 - 5) The analytical techniques or methods used; and
 - 6) The results of such analyses.
15. When requested by the Department, the permittee shall within a reasonable time furnish any information required by law which is needed to determine compliance with the permit. If the permittee becomes aware that relevant facts were not submitted or were incorrect in the permit application or in any report to the Department, such facts or information shall be corrected promptly.

SECTION IV. APPENDIX GC

GENERAL CONDITIONS

The permittee shall comply with the following general conditions from Rule 62-4.160, F.A.C.

1. The terms, conditions, requirements, limitations, and restrictions set forth in this permit are "Permit Conditions" and are binding and enforceable pursuant to Sections 403.161, 403.727, or 403.859 through 403.861, Florida Statutes. The permittee is placed on notice that the Department will review this permit periodically and may initiate enforcement action for any violation of these conditions.
2. This permit is valid only for the specific processes and operations applied for and indicated in the approved drawings or exhibits. Any unauthorized deviation from the approved drawings, exhibits, specifications, or conditions of this permit may constitute grounds for revocation and enforcement action by the Department.
3. As provided in Subsections 403.087(6) and 403.722(5), Florida Statutes, the issuance of this permit does not convey and vested rights or any exclusive privileges. Neither does it authorize any injury to public or private property or any invasion of personal rights, nor any infringement of federal, state or local laws or regulations. This permit is not a waiver or approval of any other Department permit that may be required for other aspects of the total project which are not addressed in the permit.
4. This permit conveys no title to land or water, does not constitute State recognition or acknowledgment of title, and does not constitute authority for the use of submerged lands unless herein provided and the necessary title or leasehold interests have been obtained from the State. Only the Trustees of the Internal Improvement Trust Fund may express State opinion as to title.
5. This permit does not relieve the permittee from liability for harm or injury to human health or welfare, animal, or plant life, or property caused by the construction or operation of this permitted source, or from penalties therefore; nor does it allow the permittee to cause pollution in contravention of Florida Statutes and Department rules, unless specifically authorized by an order from the Department.
6. The permittee shall properly operate and maintain the facility and systems of treatment and control (and related appurtenances) that are installed or used by the permittee to achieve compliance with the conditions of this permit, as required by Department rules. This provision includes the operation of backup or auxiliary facilities or similar systems when necessary to achieve compliance with the conditions of the permit and when required by Department rules.
7. The permittee, by accepting this permit, specifically agrees to allow authorized Department personnel, upon presentation of credentials or other documents as may be required by law and at a reasonable time, access to the premises, where the permitted activity is located or conducted to:
 - a. Have access to and copy and records that must be kept under the conditions of the permit;
 - b. Inspect the facility, equipment, practices, or operations regulated or required under this permit, and,
 - c. Sample or monitor any substances or parameters at any location reasonably necessary to assure compliance with this permit or Department rules.

Reasonable time may depend on the nature of the concern being investigated.

8. If, for any reason, the permittee does not comply with or will be unable to comply with any condition or limitation specified in this permit, the permittee shall immediately provide the Department with the following information:
 - a. A description of and cause of non-compliance; and
 - b. The period of noncompliance, including dates and times; or, if not corrected, the anticipated time the non-compliance is expected to continue, and steps being taken to reduce, eliminate, and prevent recurrence of the non-compliance.

The permittee shall be responsible for any and all damages which may result and may be subject to enforcement action by the Department for penalties or for revocation of this permit.

SECTION IV. APPENDIX Dc

NSPS FOR SMALL INDUSTRIAL-COMMERCIAL-INSTITUTIONAL STEAM GENERATING UNITS

The auxiliary boiler rated at 99.8 mmBtu/hr is regulated for the purposes of ARMS as EU 010. Two natural gas process heaters are regulated as one unit for purposes of the ARMS or EU No. 011. These two EU are subject to all applicable provisions of 40 CFR 60, Subpart Dc-- Standards of Performance for Small Industrial-Commercial-Institutional Steam Generating Units. The provisions of this Subpart may be provided in full upon request and are also available at the following link:

[Link to Subpart Dc](#)

The key reporting and recordkeeping requirements are listed below.

§ 60.48c Reporting and recordkeeping requirements.

- (a) The owner or operator of each affected facility shall submit notification of the date of construction or reconstruction, anticipated startup, and actual startup, as provided by § 60.7 of this part. This notification shall include:
 - (1) The design heat input capacity of the affected facility and identification of fuels to be combusted in the affected facility.
 - (2) Not applicable.
 - (3) The annual capacity factor at which the owner or operator anticipates operating the affected facility based on all fuels fired and based on each individual fuel fired.
- (b)-(f) Not applicable.
- (g) The owner or operator of each affected facility shall record and maintain records of the amounts of each fuel combusted during each day.
- (h) Not applicable.
- (i) All records required under this section shall be maintained by the owner or operator of the affected facility for a period of two years following the date of such record.
- (j) The reporting period for the reports required under this subpart is each six-month period. All reports shall be submitted to the Administrator and shall be postmarked by the 30th day following the end of the reporting period.

SECTION IV. APPENDIX Db

NSPS FOR INDUSTRIAL-COMMERCIAL-INSTITUTIONAL STEAM GENERATING UNITS

The temporary 110 mmBtu/hr boiler is regulated as ARMS Emissions Unit (EU) No. 015. This EU is subject to the applicable requirements of 40 CFR 60, Subpart Db-- Standards of Performance for Industrial-Commercial-Institutional Steam Generating Units. The provisions of this Subpart may be provided in full upon request and are also available at the following link:

[Link to Subpart Db](#)

SECTION IV. APPENDIX A

NSPS SUBPART A AND NESHAP SUBPART A, IDENTIFICATION OF GENERAL PROVISIONS

§ 63.7 Performance Testing Requirements.

§ 63.8 Monitoring Requirements.

§ 63.9 Notification Requirements.

§ 63.10 Recordkeeping and Reporting Requirements.

§ 63.11 Control Device Requirements.

§ 63.12 State Authority and Delegations.

§ 63.13 Addresses of State Air Pollution Control Agencies and EPA Regional Offices.

§ 63.14 Incorporation by Reference.

§ 63.15 Availability of Information and Confidentiality.

Individual subparts may exempt specific equipment or processes from some or all of these requirements. The general provisions may be provided in full upon request.

SECTION IV. APPENDIX A

NSPS SUBPART A AND NESHAP SUBPART A, IDENTIFICATION OF GENERAL PROVISIONS

NSPS - SUBPART A, IDENTIFICATION OF GENERAL PROVISIONS

The provisions of this Subpart may be provided in full upon request. Emissions units subject to a New Source Performance Standard of 40 CFR 60 are also subject to the applicable requirements of Subpart A, the General Provisions, including:

- § 60.1 Applicability.
- § 60.2 Definitions.
- § 60.3 Units and abbreviations.
- § 60.4 Address.
- § 60.5 Determination of construction or modification.
- § 60.6 Review of plans.
- § 60.7 Notification and Record Keeping.
- § 60.8 Performance Tests.
- § 60.9 Availability of information.
- § 60.10 State Authority.
- § 60.11 Compliance with Standards and Maintenance Requirements.
- § 60.12 Circumvention.
- § 60.13 Monitoring Requirements.
- § 60.14 Modification.
- § 60.15 Reconstruction.
- § 60.16 Priority List.
- § 60.17 Incorporations by Reference.
- § 60.18 General Control Device Requirements.
- § 60.19 General Notification and Reporting Requirements.

Individual subparts may exempt specific equipment or processes from some or all of these requirements. The general provisions may be provided in full upon request.

NESHAP - SUBPART A, IDENTIFICATION OF GENERAL PROVISIONS

The provisions of this Subpart may be provided in full upon request. Emissions units subject to a National Emission Standards for Hazardous Air Pollutants of 40 CFR 63 are also subject to the applicable requirements of Subpart A, the General Provisions, including:

- § 63.1 Applicability.
- § 63.2 Definitions.
- § 63.3 Units and abbreviations.
- § 63.4 Prohibited Activities and Circumvention.
- § 63.5 Preconstruction Review and Notification Requirements.
- § 63.6 Compliance with Standards and Maintenance Requirements.

SECTION IV. APPENDICES

CONTENTS

Appendix A	NSPS Subpart A and NESHAP Subpart A - Identification of General Provisions
Appendix Db	NSPS Subpart Db Requirements for Industrial Commercial-Institutional Steam Generating Units
Appendix Dc	NSPS Subpart Dc Requirements for Small Industrial Commercial-Institutional Steam Generating Units
Appendix GC	General Conditions
Appendix IIII	NSPS Subpart IIII Requirements for Standards of Performance for Stationary Compression Ignition Internal Combustion Engines
Appendix JJJJ	NSPS Subpart JJJJ Requirements for Stationary Spark Ignition Internal Combustion Engines
Appendix KKKK	NSPS Subpart KKKK Requirements for Gas Turbines and Duct Burners
Appendix SC	Standard Conditions
Appendix XS	Semiannual NSPS Excess Emissions Report
Appendix ZZZZ	NESHAP Requirements for Reciprocating Internal Combustion Engines from 40 CFR 63, Subpart ZZZZ

Livingston, Sylvia

From: Livingston, Sylvia
Sent: Wednesday, June 10, 2009 4:55 PM
To: 'randall_labauve@fpl.com'
Cc: 'agreene@co.palm-beach.fl.us'; 'cclerk@rivierabch.com';
'jmcdonald@townofpalmbeach.com'; 'lfrankel@wpb.org';
'salbury@townofmangoniapark.com'; 'tmills@pbstownhall.org';
'townclerk@lakeparkflorida.gov'; 'abrams.heather@epa.gov'; 'forney.kathleen@epa.gov';
'dee_morse@nps.gov'; Long, Jack; 'anderson.lennon@dep.state.fl.us'; Halpin, Mike;
'james_stormer@doh.state.fl.us'; 'barbara_p_linkiewicz@fpl.com'; 'sosbourn@golder.com';
Gibson, Victoria; Linero, Alvaro; Heron, Teresa; Walker, Elizabeth (AIR)
Subject: FPL - RIVIERA POWER PLANT; 0990042-006-AC
Attachments: FNOTICE006.pdf

Dear Sir/ Madam:

Attached is the official **Notice of Final Permit** for the project referenced below. Click on the link displayed below to access the permit project documents and send a "reply" message verifying receipt of the document(s) provided in the link; this may be done by selecting "Reply" on the menu bar of your e-mail software, noting that you can view the documents, and then selecting "Send".

Note: We must receive verification that you are able to access the documents. Your immediate reply will preclude subsequent e-mail transmissions to verify accessibility of the document(s).

Click on the following link to access the documents:

http://ARM-PERMIT2K.dep.state.fl.us/adh/prod/pdf_permit_zip_files/0990042.006.AC.F_pdf.zip

Owner/Company Name: FLORIDA POWER and LIGHT (PRV)
Facility Name: FP & L / RIVIERA POWER PLANT
Project Number: 0990042-006-AC
Permit Status: FINAL
Permit Activity: CONSTRUCTION/ 3 ON 1 COMB. CYCLE CONVERSION
Facility County: PALM BEACH
Processor: Teresa Heron

The Bureau of Air Regulation is issuing electronic documents for permits, notices and other correspondence in lieu of hard copies through the United States Postal System, to provide greater service to the applicant and the engineering community. Access these documents by clicking on the link provided above, or search for other project documents using the "Air Permit Documents Search" website at <http://www.dep.state.fl.us/air/eproducts/apds/default.asp>.

Project documents that are addressed in this email may require immediate action within a specified time frame. Please open and review the document(s) as soon as possible, and verify that they are accessible. Please advise this office of any changes to your e-mail address or that of the Engineer-of-Record. If you have any problems opening the documents or would like further information, please contact the Florida Department of Environmental Protection, Bureau of Air Regulation at (850)488-0114.

Sylvia Livingston
Bureau of Air Regulation
Division of Air Resource Management (DARM)
850/921-9506
sylvia.livingston@dep.state.fl.us

Livingston, Sylvia

From: Randall_R_LaBauve@fpl.com
Sent: Wednesday, June 10, 2009 4:59 PM
To: Livingston, Sylvia
Subject: Re: FPL - RIVIERA POWER PLANT; 0990042-006-AC
Attachments: pic13101.gif; FNOTICE006.pdf

Received. I am able to view the documents. Thanks

"Livingston, Sylvia" <Sylvia.Livingston@dep.state.fl.us>

"Livingston, Sylvia"

<Sylvia.Livingston@dep.state.fl.us> To: randall_labauve@fpl.com
cc: agreene@co.palm-beach.fl.us,
cclerk@rivierabch.com,
jmedonald@townofpalmbeach.com,
lfrankel@wpb.org,
salbury@townofmangoniapark.com,
tmills@pbstownhall.org,
townclerk@lakeparkflorida.gov,
abrams.heather@epa.gov,
forney.kathleen@epa.gov,
dee_morse@nps.gov, "Long, Jack"
<Jack.Long@dep.state.fl.us>,
anderson.lennon@dep.state.fl.us, "Halpin,
Mike" <Mike.Halpin@dep.state.fl.us>,
james_stormer@doh.state.fl.us,
barbara_p_linkiewicz@fpl.com,
sosbourn@golder.com, "Gibson, Victoria"
<Victoria.Gibson@dep.state.fl.us>, "Linero,
Alvaro" <Alvaro.Linero@dep.state.fl.us>,
"Heron, Teresa"
<Teresa.Heron@dep.state.fl.us>, "Walker,
Elizabeth (AIR)"
<Elizabeth.Walker@dep.state.fl.us>
Subject: FPL - RIVIERA POWER PLANT;
0990042-006-AC

06/10/2009 04:54 PM

Dear Sir/ Madam:

Attached is the official **Notice of Final Permit** for the project referenced below. Click on the link displayed below to access the permit project documents and send a "reply" message verifying receipt of the document(s) provided in the link; this may be done by selecting "Reply" on the menu bar of your e-mail software, noting that you can view the documents, and then selecting "Send".

Note: We must receive verification that you are able to access the documents. Your immediate reply will preclude subsequent e-mail transmissions to verify accessibility of the document(s).

Click on the following link to access the documents:

http://ARM-PERMIT2K.dep.state.fl.us/adh/prod/pdf_permit_zip_files/0990042.006.AC.F_pdf.zip

Owner/Company Name: FLORIDA POWER and LIGHT (PRV)
Facility Name: FP & L / RIVIERA POWER PLANT
Project Number: 0990042-006-AC
Permit Status: FINAL
Permit Activity: CONSTRUCTION/ 3 ON 1 COMB. CYCLE CONVERSION
Facility County: PALM BEACH
Processor: Teresa Heron

The Bureau of Air Regulation is issuing electronic documents for permits, notices and other correspondence in lieu of hard copies through the United States Postal System, to provide greater service to the applicant and the engineering community. Access these documents by clicking on the link provided above, or search for other project documents using the “*Air Permit Documents Search*” website at <http://www.dep.state.fl.us/air/eproducts/apds/default.asp> .

Project documents that are addressed in this email may require immediate action within a specified time frame. Please open and review the document(s) as soon as possible, and verify that they are accessible. Please advise this office of any changes to your e-mail address or that of the Engineer-of-Record. If you have any problems opening the documents or would like further information, please contact the Florida Department of Environmental Protection, Bureau of Air Regulation at (850)488-0114.

Sylvia Livingston
Bureau of Air Regulation
Division of Air Resource Management (DARM)
850/921-9506
sylvia.livingston@dep.state.fl.us

Note: The attached document is in Adobe Portable Document Format (pdf). Adobe Acrobat Reader can be downloaded for free at the following internet site: <http://www.adobe.com/products/acrobat/readstep.html> .

The Department of Environmental Protection values your feedback as a customer. DEP Secretary Michael W. Sole is committed to continuously assessing and improving the level and quality of services provided to you. Please take a few minutes to comment on the quality of service you received. Simply click on [this link to the DEP Customer Survey](#). Thank you in advance for completing the survey. (See attached file: FNOTICE006.pdf)

Livingston, Sylvia

From: Osbourn, Scott [Scott_Osbourn@golder.com]
To: Livingston, Sylvia
Sent: Wednesday, June 10, 2009 4:59 PM
Subject: Read: FPL - RIVIERA POWER PLANT; 0990042-006-AC

Your message

To: Scott_Osbourn@golder.com
Subject:

was read on 6/10/2009 4:59 PM.

Livingston, Sylvia

From: Anderson, Lennon
Sent: Wednesday, June 10, 2009 5:46 PM
To: Livingston, Sylvia
Subject: Re: FPL - RIVIERA POWER PLANT; 0990042-006-AC

Thanks!

From: Livingston, Sylvia
To: Anderson, Lennon
Sent: Wed Jun 10 16:56:03 2009
Subject: FW: FPL - RIVIERA POWER PLANT; 0990042-006-AC

Sylvia Livingston
Bureau of Air Regulation
Division of Air Resource Management (DARM)
850/921-9506
sylvia.livingston@dep.state.fl.us

From: Livingston, Sylvia
Sent: Wednesday, June 10, 2009 4:55 PM
To: 'randall_labauve@fpl.com'
Cc: 'agreene@co.palm-beach.fl.us'; 'cclerk@rivierabch.com'; 'jmcdonald@townofpalmbeach.com'; 'lfrankel@wpb.org'; 'salbury@townofmangoniapark.com'; 'tmills@pbstownhall.org'; 'townclerk@lakeparkflorida.gov'; 'abrams.heather@epa.gov'; 'forney.kathleen@epa.gov'; 'dee_morse@nps.gov'; Long, Jack; 'anderson.lennon@dep.state.fl.us'; Halpin, Mike; 'james_stormer@doh.state.fl.us'; 'barbara_p_linkiewicz@fpl.com'; 'sosbourn@golder.com'; Gibson, Victoria; Linero, Alvaro; Heron, Teresa; Walker, Elizabeth (AIR)
Subject: FPL - RIVIERA POWER PLANT; 0990042-006-AC

Dear Sir/ Madam:

Attached is the official **Notice of Final Permit** for the project referenced below. Click on the link displayed below to access the permit project documents and send a "reply" message verifying receipt of the document(s) provided in the link; this may be done by selecting "Reply" on the menu bar of your e-mail software, noting that you can view the documents, and then selecting "Send".

Note: We must receive verification that you are able to access the documents. Your immediate reply will preclude subsequent e-mail transmissions to verify accessibility of the document(s).

Click on the following link to access the documents:

http://ARM-PERMIT2K.dep.state.fl.us/adh/prod/pdf_permit_zip_files/0990042.006.AC.F_pdf.zip

Owner/Company Name: FLORIDA POWER and LIGHT (PRV)
Facility Name: FP & L / RIVIERA POWER PLANT
Project Number: 0990042-006-AC
Permit Status: FINAL
Permit Activity: CONSTRUCTION/ 3 ON 1 COMB. CYCLE CONVERSION
Facility County: PALM BEACH
Processor: Teresa Heron