Bruce Mitchell

Walt Disney World Co.

Celebrating Our 25th Anniversary

June 3, 1997

Mr. Scott Sheplak
Florida Department of Environmental Protection
Air Permitting and Standards
2600 Blair Stone Rd. MS 5505
Tallahassee, Florida 32399-2400

RE: Title V Operating Permit Modification Application
Boardwalk Resort Paint Spray Booth #1
Magic Kingdom Paint Spray Booth #2

Dear Mr. Sheplak:

Enclosed are one original and three copies of the Title V operating permit application for the for the above referenced emission units. In addition, four diskettes which contain the ELSA electronic submission are included. The application is an amendment to the Title V operating permit application that was submitted for the Walt Disney World Co. in June 1996.

If you have any questions or need any further information, please call me at 827-2748.

Sincerely,

Rich Bumar

Rich Bumar
Environmental Control Representative
Environmental Control Department

RECEIVED
JUN 05 1997
BUREAU OF
AIR REGULATION

Enclosure

By Certified Mail

Mailing Address: Post Office Box 10,000 / Lake Buena Vista, Florida 32830-1000
1375 Buena Vista Drive / Lake Buena Vista, Florida 32830

Part of the Magic of The Walt Disney Company © Disney

Title V Air Operation Permit Modification Application: Walt Disney World Co.- 2 Paint Spray Booths (WDW-38, WDW-39)

6/10/97 - Virus Scan (RJB)

ELSA Submittal Disk #3

June 1997

APPLICATION FOR A TITLE V AIR OPERATION PERMIT MODIFICATION

WALT DISNEY WORLD CO.

DISNEY'S BOARDWALK RESORT SPRAY BOOTH #1 AND MAGIC KINGDOM SPRAY BOOTH #2

ELECTRONIC SUBMISSION SUPPLEMENTAL INFORMATION PACKET

TABLE OF CONTENTS

ELECTRONIC SUBMISSION SUPPLEMENTAL INFORMATION PACKET

I. APPLICATION INFORMATION
AUTHORIZED REPRESENTATIVE ..... I. PART 2
PROFESSIONAL ENGINEER CERTIFICATION ..... I. PART 5-6

SUPPLEMENTAL INFORMATION

AREA MAP SHOWING FACILITY LOCATION ..... ATTACHMENT A
FACILITY PLOT PLANS ..... ATTACHMENT B
PROCESS FLOW DIAGRAM..... ATTACHMENT C
MAGIC KINGDOM SPRAY BOOTH #2 SPECIFICATIONS ... ATTACHMENT D
BOARDWALK SPRAY BOOTH #1 SPECIFICATIONS ..... ATTACHMENT E

Department of
Environmental Protection

DIVISION OF AIR RESOURCES MANAGEMENT

APPLICATION FOR AIR PERMIT - SHORT FORM

I. APPLICATION INFORMATION

Identification of Facility Addressed in This Application

1. Facility Owner/Company Name : Walt Disney World Co.		
2. Site Name : Walt Disney World Resort		
3. Facility Identification Number :	0950111	[ ] Unknown
4. Facility Location : Walt Disney World Resort Complex Lake Buena Vista, FL Street Address or Other Locator : City : Lake Buena Vista	 P.O. Box 10,000 County : Orange	 Zip Code : 32830-1000
5. Relocatable Facility? [ ] Yes [X] No		6. Existing Permitted Facility? [X] Yes [ ] No

Owner/Authorized Representative or Responsible Official

1. Name and Title of Owner/Authorized Representative or Responsible Official :

Name : William A. O'Toole
Title : Senior Vice President

2. Owner or Authorized Representative or Responsible Official Mailing Address :

Organization/Firm : Walt Disney World Co.
Street Address : P.O. Box 10,000
City : Lake Buena Vista
State : FL Zip Code : 32830-1000

3. Owner/Authorized Representative or Responsible Official Telephone Numbers :

Telephone : (407)828-3701 Fax : (407)828-3239

4. Owner/Authorized Representative or Responsible Official Statement :

I, the undersigned, am the owner or authorized representative of the facility addressed in this Application for Air Permit. I hereby certify, based on information and belief formed after reasonable inquiry, that the statements made in this application are true, accurate and complete and that, to the best of my knowledge, any estimates of emissions reported in this application are based upon reasonable techniques for calculating emissions. Further, I agree to operate and maintain the air pollutant emissions units and air pollution control equipment described in this application so as to comply with all applicable standards for control of air pollutant emissions found in the statutes of the State of Florida and rules of the Department of Environmental Protection and revisions thereof. I understand that a permit, if granted by the Department, cannot be transferred without authorization from the Department, and I will promptly notify the Department upon sale or legal transfer of any permitted emissions unit.*

Will A. O'Toole
Signature

6/2/97
Date

* Attach letter of authorization if not currently on file.

DEP Form No. 62-210.900(2) - Form
Effective : 3-21-96

Professional Engineer Certification

1. Professional Engineer Name : Robert Beaver
   Registration Number : 32528

2. Professional Engineer Mailing Address :
   Organization/Firm : Walt Disney World Co.
   Street Address : P.O. Box 10,000
   City : Lake Buena Vista
   State : FL Zip Code : 32830-1000

3. Professional Engineer Telephone Numbers :

   Telephone : (407)828-1584 Fax : (407)934-7297

4. Professional Engineer Statement :

I, the undersigned, hereby certified, except as particularly noted herein, that :*

(1) To the best of my knowledge, there is reasonable assurance that the air pollutant emissions unit(s) and the air pollutant control equipment described in this Application for Air Permit, when properly operated and maintained, will comply with all applicable standards for control of air pollutant emissions in the Florida Statutes and rules of the Department of Environmental Protection; and

(2) To the best of my knowledge, any emission estimates reported or relied on in this application are true, accurate, and complete and are either based upon reasonable techniques available for calculating emissions or, for emission estimates of hazardous air pollutants not regulated for an emissions unit addressed in this application, based solely upon the materials, information and calculations submitted with this application.

If the purpose of this application is to obtain an initial air operation permit or operation permit revision for one or more newly constructed or modified emissions units (check here [✓] if so), I further certify that, with the exception of any changes detailed as part of this application, each such emissions unit has been constructed or modified in substantial accordance with the information given in the corresponding application for air construction permit and with all provisions contained in such permit.

Signature _____ Date 6/2/97

ROBERT DAVID BEAVER CERTIFICATE 32528 STATE OF FLORIDA REGISTERED ENGINEER

* Attach any exception to certification statement.

DEP Form No. 62-210.900(2) - Form
Effective : 3-21-96

ATTACHMENT A

AREA MAP SHOWING FACILITY LOCATION

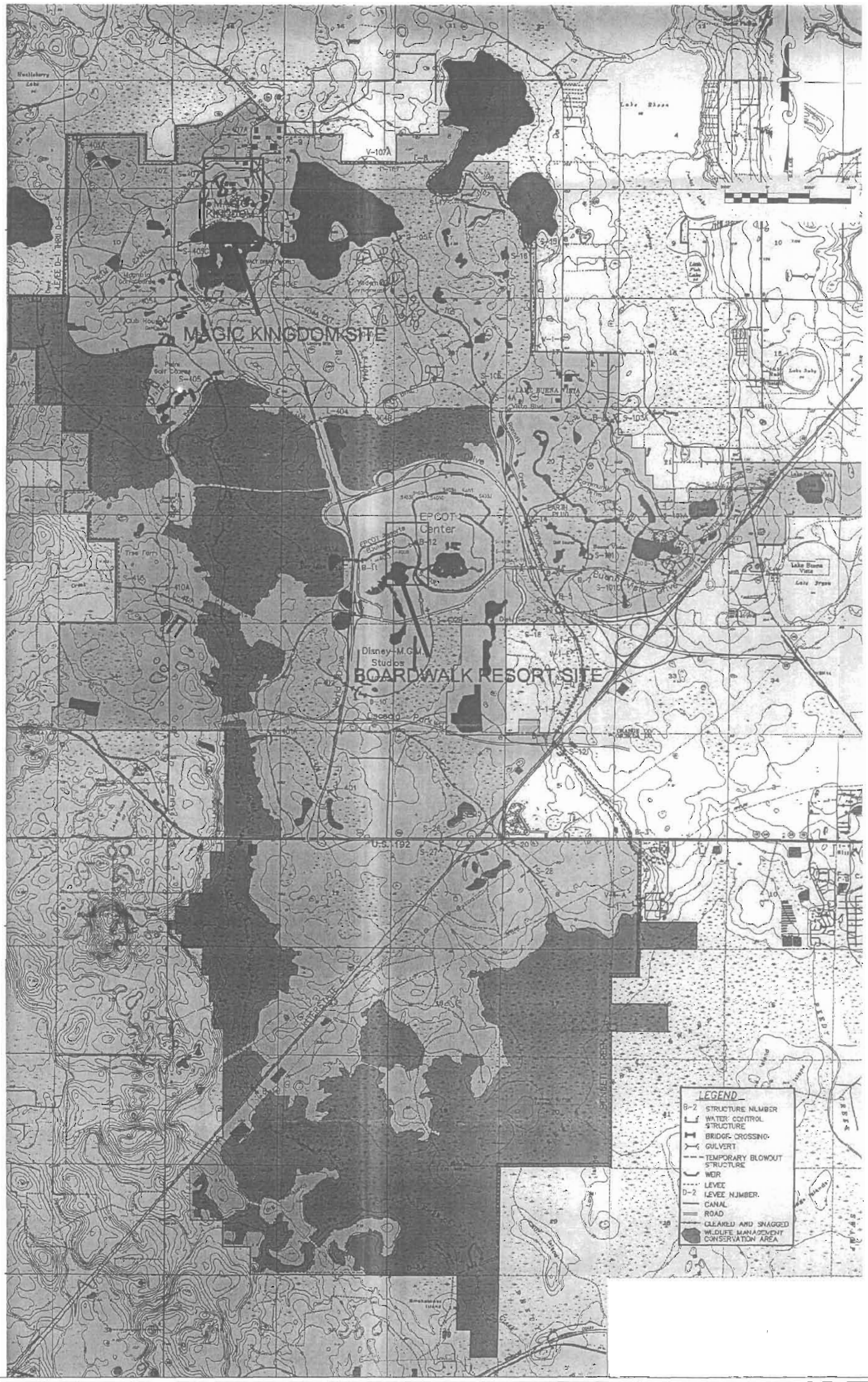

ATTACHMENT A
WALT DISNEY WORLD RESORT AREA MAP
DISNEY'S BOARDWALK RESORT AND MAGIC KINGDOM

Walt Disney World Co.

ATTACHMENT B

FACILITY PLOT PLANS

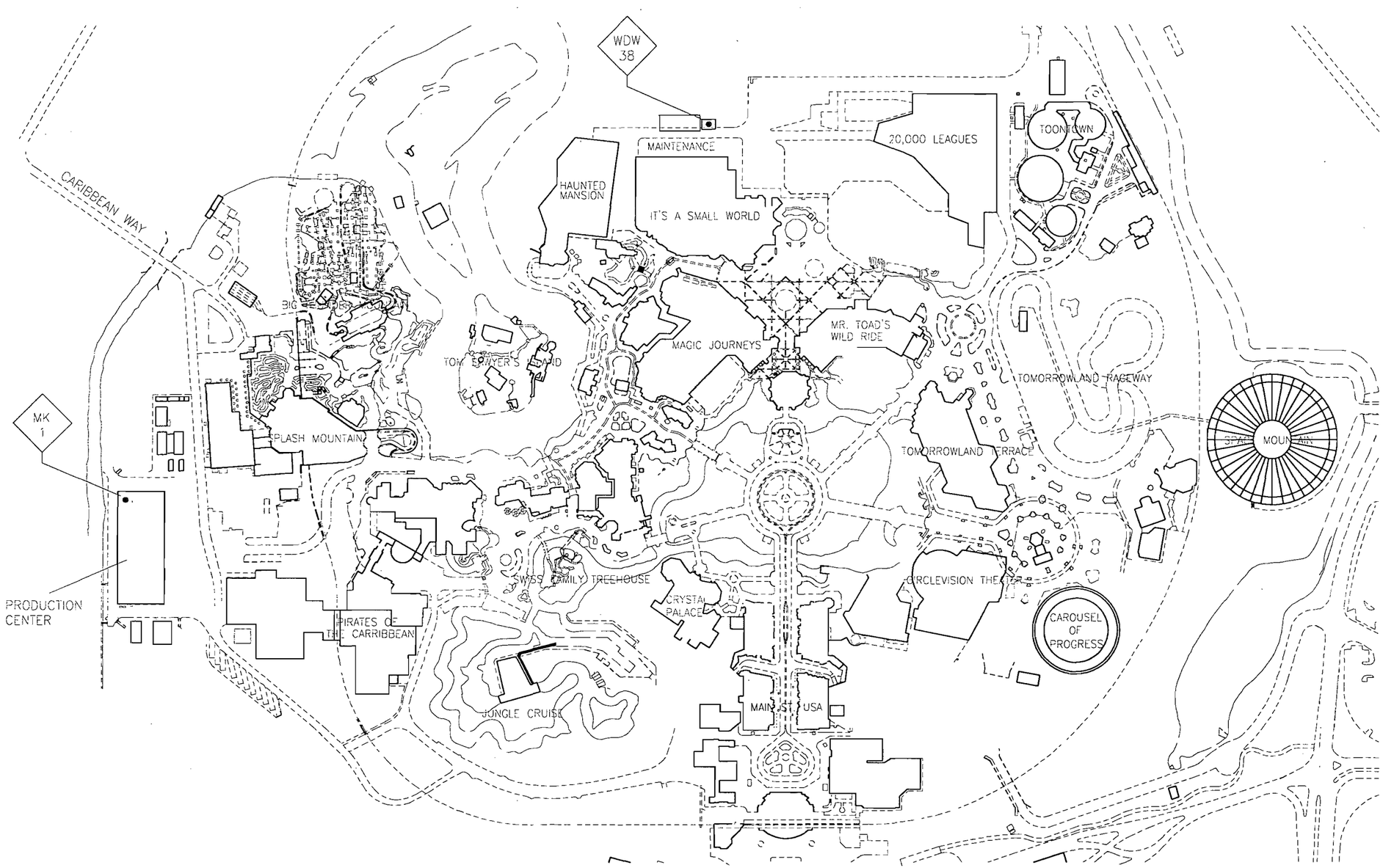

N

GRAPHIC SCALE

0 0.25 0.50 1.00

SCALE IN FEET

LEGEND

MK 1 EMISSION POINT

WALT DISNEY WORLD RESORT COMPLEX EMISSION SOURCE LOCATION
MAGIC KINGDOM

Walt Disney World®

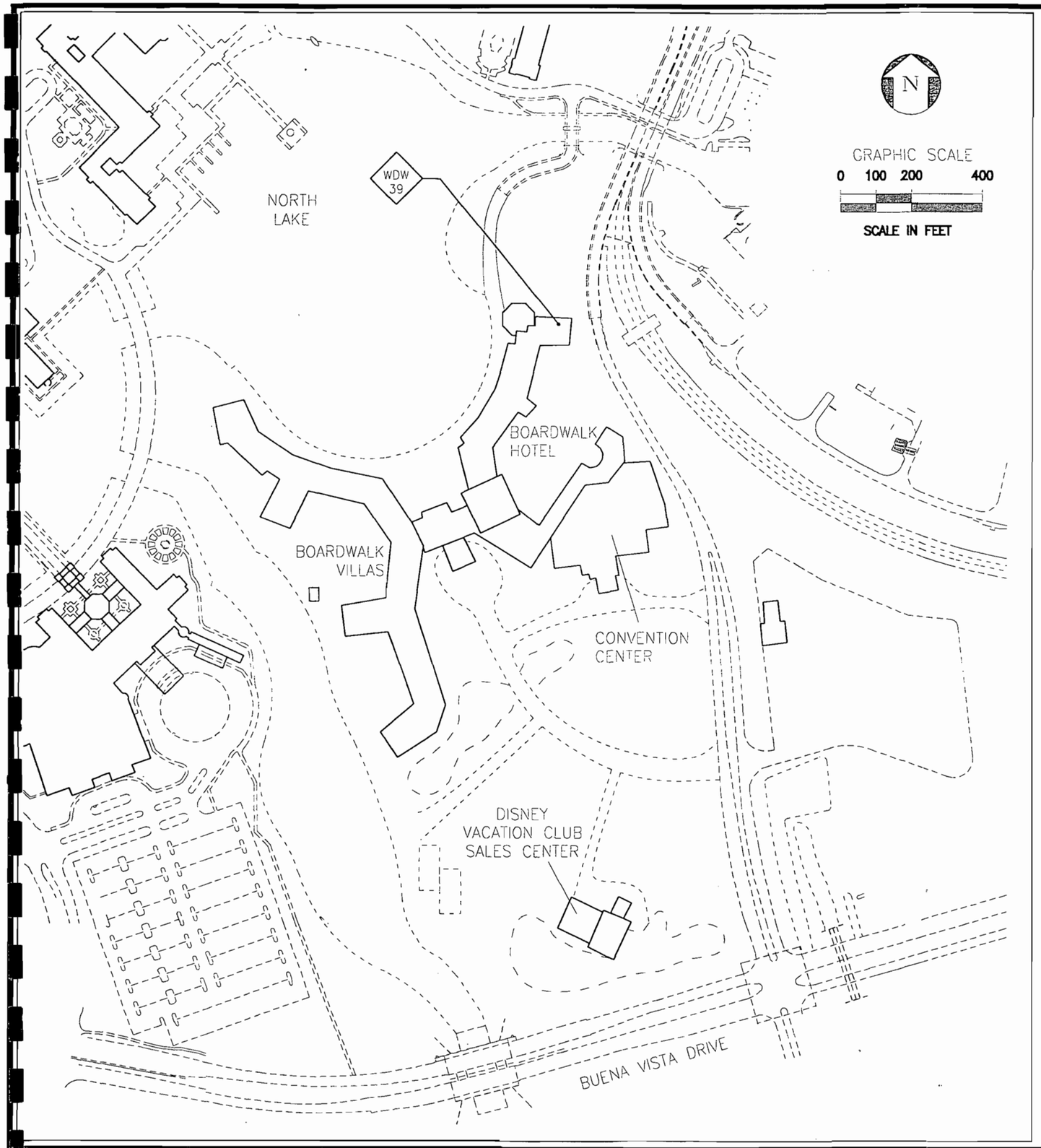

Key To Symbols	
Code	Description
WDW-39	Boardwalk Spray Booth #1

LEGEND

WDW 2 — EMISSION POINT

Walt Disney World®

WALT DISNEY WORLD
EMISSION SOURCE LOCATION
DISNEY'S BOARDWALK RESORT

ATTACHMENT C

PROCESS FLOW DIAGRAM

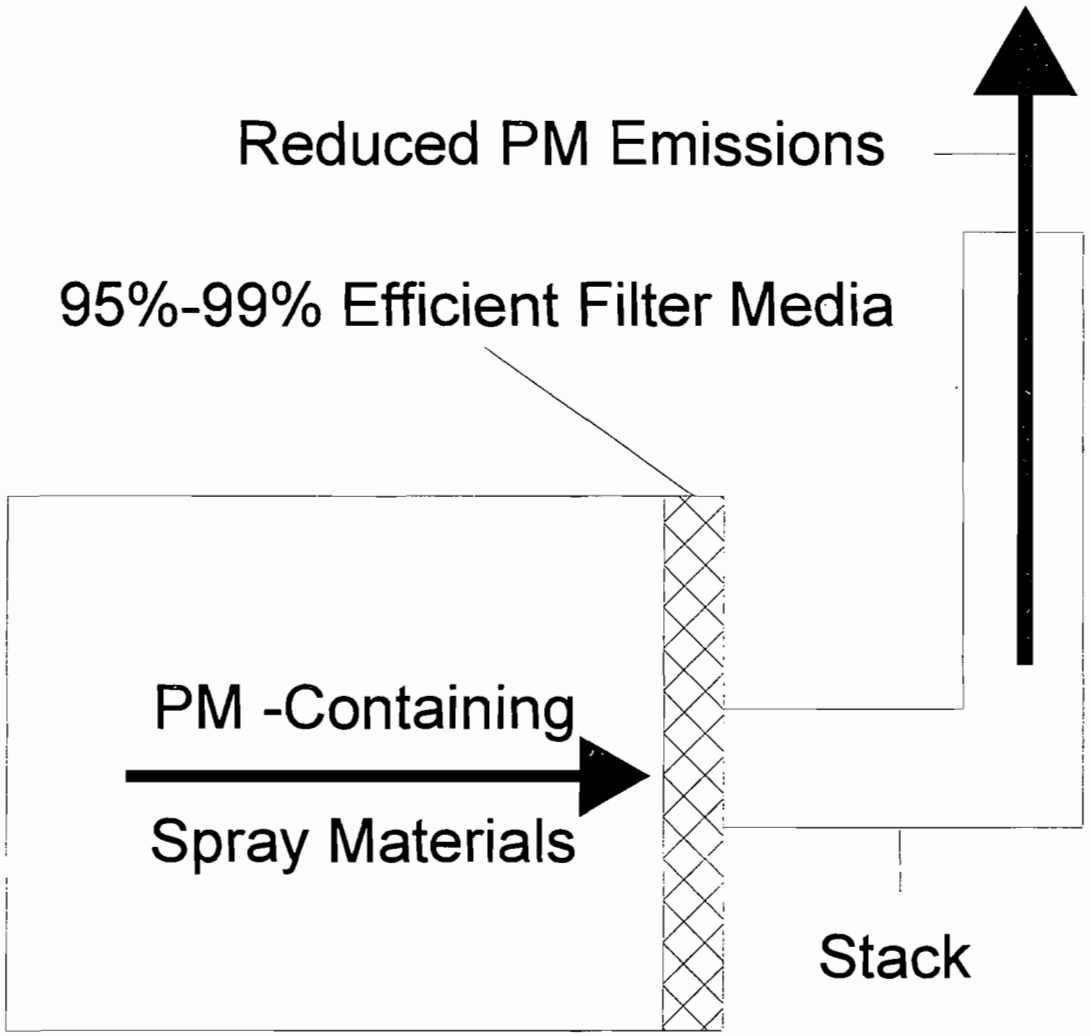

ATTACHMENT C
PROCESS FLOW.DIAGRAM
MAGIC KINGDOM AND DISNEY'S BOARDWALK
RESORT SPRAY BOOTHS

Walt Disney World Co.

ATTACHMENT D

MAGIC KINGDOM SPRAY BOOTH #2 SPECIFICATIONS

Lee Patterson Co.
1022 W. ROBINSON ST.
ORLANDO, FL 32805
PHONE: (305) 422-4567

PRICE QUOTATION

QUOTATION NO. ORL 95-301

TO: WALT DISNEY WORLD CO.
P.O. BOX 10,000
LK. BUENA VISTA, FL 32830

ATTN: PAUL BATT, PROJ. MGR.

DATE:	7 DECEMBER 1995
PROPOSED SHIPPING DATE:	1-2 WEEKS ARO
TERMS:	SEE ATTACHED
TERR. NO.	99
F.O.B.	OSSEO, WI
TO BE SHIPPED VIA	MOTOR FREIGHT COLL.

HERE IS OUR QUOTATION ON THE GOODS NAMED, SUBJECT TO CONDITIONS NOTED:

CONDITIONS: *The prices and terms on this quotation are not subject to verbal changes or other agreements unless approved in writing by our office. All quotations and agreements are contingent upon strikes, accidents, fires, availability of materials and all other causes beyond our control. Prices are based on costs and conditions existing on date of quotation and are subject to change by the Seller before final acceptance.*

Typographic and stenographic errors subject to correction. Purchaser assumes liability for patent and copyright infringement when goods are made to Purchaser's specifications.

Terms inconsistent with those stated herein which may appear on Purchaser's formal order will not be binding on the Seller.

QUANTITY	DESCRIPTION	PRICE	AMOUNT

WE ARE PLEASED TO SUBMIT THE FOLLOWING QUOTATION FOR ONE J.B.I. PAINT SPRAY BOOTH



J.B.I. MODEL #DB-148-S, FOB OSSEO, WI

INSIDE DIMENSIONS - 14' W X 8' H X 12' DEEP
OVERALL DIMENSIONS - 14'4" W X 8'2" H X 16'2" OVERALL DEPTH
CONSTRUCTION: 18 GAUGE GALVANIZED SHEET STEEL PANELS. PRE-PUNCHED & BOLTED ON 6" CENTERS.

INCLUDES:
1 EA. 34" EXHAUST UNIT (14,000 CFM @ 3/8" S.P.) RATED AT 125 CFM
1 EA. 3 H.P. 208/230/460 VOLT, 3 PHASE MOTOR
4 EA. 48" 4-TUBE FLUORESCENT FIXTURES (LESS TUBES) 110 VOLTS
1 EA. 390046 CODE REQUIRED MANOMETER
1 SET FILTERED SWING TYPE PRODUCT ENTRY DOORS (13' W X 7'6" H)
1 EA. INDUSTRIAL STYLE EXHAUST FILTER CHAMBER
1 SET INTAKE & EXHAUST FILTER
1 LOT NECESSARY ASSEMBLY HARDWARE & DRAWINGS



OUR PRICE TO ERECT THIS BOOTH

THIS QUOTE DOES NOT INCLUDE FIRE SUPPRESSION, ELECTRICAL CONNECTIONS, PERMITS, OR EXHAUST STACK

QUOTE VALID FOR 30 DAYS

BY:

MICHAEL D. SHIPLEY

Best Available Copy

14

NOTES:
1. BOOTH IS FABRICATED FROM 18GA UNPAINTED GALVANIZED SHEET STEEL, PRE-PUNCHED WITH COMPANION FLANGES.
2. BOOTH REINFORCED USING 14GA UNPAINTED GALVANIZED CHANNEL STIFFENERS IN ROOF.
3. BOOTH TO BE ASSEMBLED USING #1/4"x3/4" LONG BOLTS WITH NUTS.

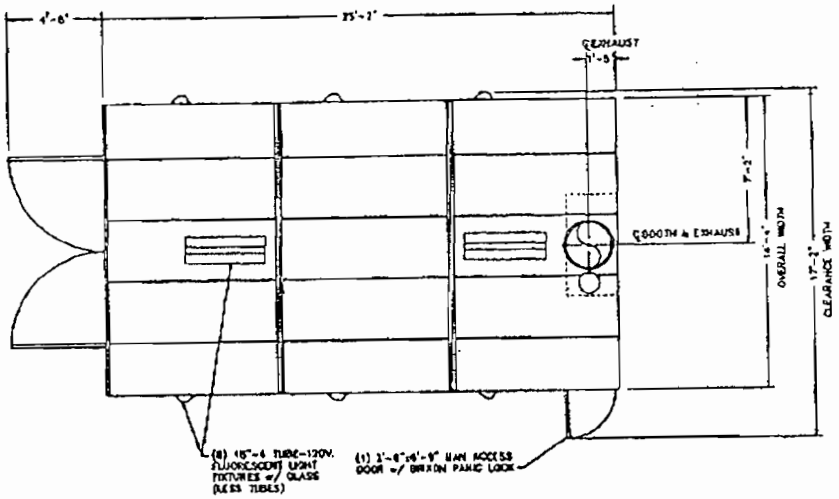

PLAN VIEW

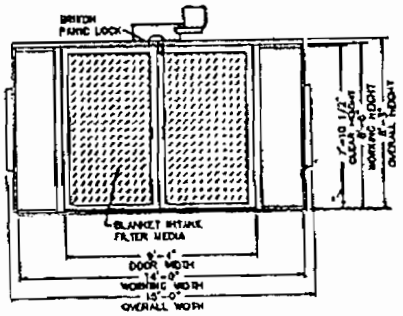

FRONT ELEVATION

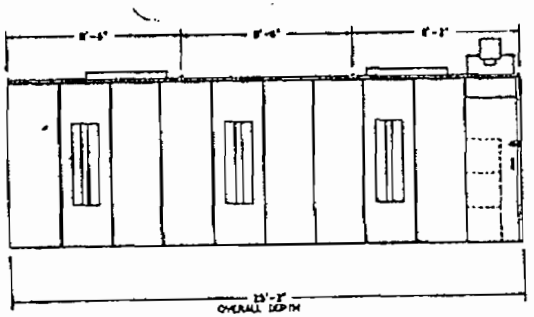

SIDE ELEVATION

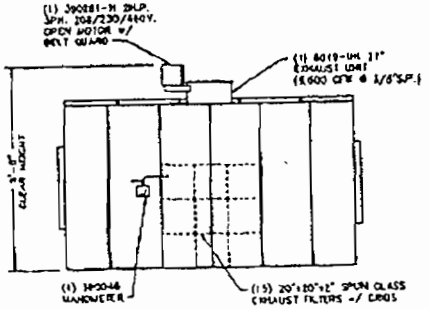

BACK ELEVATION

SPRAY BOOTHS & SYST

EA-24-SB

1, 4

PRODUCT DESCRIPTIONS

	VELOCITY (fpm)	RESISTANCE (in. w.c.)	AVERAGE EFFICIENCY RANGE
3000 SERIES RP STANDARD PAINT ARRESTOR The standard, original design is available in roll form and modular pads. This series provides good all-around performance for general applications and can be used for most coatings applied by the various spray coating methods. A degradable, economical solution to your overspray needs, its recommended usage consists of two pads in tandem.	100 200 300	0.020 0.060 0.120	96.5 TO 97.5% HIGH SOLIDS BAKE ENAMEL 93.0 TO 94.0% WATERBORNE BAKE ENAMEL TESTED USING TWO PADS IN TANDEM
3100 SERIES RP STANDARD HIGH CAPACITY PAINT ARRESTORS This series has all the characteristics of the 3000 Series Paint Arrestor but is designed to hold up to two times the overspray before changing is required. Double service life makes this product ideal for high production applications and wherever a large volume of coating is applied in a relatively small booth space. The longer pad life means reduced down time, few changeovers and greater economy. Rolls or pads are used in tandem. Ideal for heavy, tacky coating and slower drying finishes. Not recommended for quick dry, lacquer type coatings.	100 200 300	0.020 0.050 0.100	94.0 TO 96.0% HIGH SOLIDS BAKE ENAMEL 91.5 TO 92.5% WATERBORNE BAKE ENAMEL TESTED USING TWO PADS IN TANDEM
3200 SERIES SPRA-GARD HIGH EFFICIENCY PAINT ARRESTORS This overspray product is also similar to the 3000 Series, but with an added polyester backing. This increases the overall efficiency needed for very finely atomized overspray particles common with certain finishes and coating methods. Offering excellent efficiencies, this product affords a 50% reduction in overspray out the stack, and the poly backing makes it ideal for coating at any production rate. It is available in roll and pad form and its recommended use is two in tandem.	100 200 300	0.055 0.125 0.225	98.5 TO 99.5% HIGH SOLIDS BAKE ENAMEL 97.0 TO 98.0% WATERBORNE BAKE ENAMEL 94.0 TO 95.0% LACQUER TESTED USING TWO PADS IN TANDEM
3300 SERIES SPRA-GARD HIGH EFFICIENCY PAINT ARRESTORS The finest efficiencies possible can be achieved with this series of Spra-Gard Paint Arrestors. These high efficiencies are attained through the use of a high-density polyester backing which is structurally very strong. Due to the high efficiency, only one layer of material is required and it is available in a variety of sizes, both rolls and pads.	100 200 300	0.055 0.136 0.256	99.5 TO 99.9% HIGH SOLIDS BAKE ENAMEL 98.5 TO 99.2% WATERBORNE BAKE ENAMEL 95.0 TO 96.0% LACQUER TESTED USING SINGLE PAD
3400 SERIES SPRA-GARD HIGH CAPACITY HIGH EFFICIENCY PAINT ARRESTORS This series of Spra-Gard Paint Arrestors has all the features and advantages of the 3300 Series plus a longer service life. It is ideal for extremely high production applications, because both peak efficiency and service life can be achieved, thereby reducing downtime and increasing the time interval between changes.	100 200 300	0.065 0.153 0.283	99.5 TO 99.9% HIGH SOLIDS BAKE ENAMEL TESTED USING SINGLE PAD

PAINT ARRESTOR PADS AND ROLLS

STOCK NO.	DESCRIPTION	QTY./PKG.
3031	20"x25" PAINT ARRESTOR	60/CARTON
3032	20"x20" PAINT ARRESTOR	60/CARTON
3020	40"x20" PAINT ARRESTOR	2/BAG
3039	40"x40" PAINT ARRESTOR	1/BAG
3131	20"x25" HIGH CAPACITY PAINT ARRESTOR	30/CARTON
3132	20"x20" HIGH CAPACITY PAINT ARRESTOR	30/CARTON
3135	20"x40" HIGH CAPACITY PAINT ARRESTOR	1/BAG
3231	20"x25" SPRA-GARD PAINT ARRESTOR	50/CARTON
3232	20"x20" SPRA-GARD PAINT ARRESTOR	50/CARTON
3251	6'x45" SPRA-GARD PAINT ARRESTOR	4/BAG
3252	7'x45" SPRA-GARD PAINT ARRESTOR	4/BAG
3253	8'x45" SPRA-GARD PAINT ARRESTOR	4/BAG
3266	30'x45" SPRA-GARD PAINT ARRESTOR	1/BAG
3331	20"x25" SPRA-GARD PAINT ARRESTOR	50/CARTON
3332	20"x20" SPRA-GARD PAINT ARRESTOR	50/CARTON
3351	6'x45" SPRA-GARD PAINT ARRESTOR	5/BAG
3352	7'x45" SPRA-GARD PAINT ARRESTOR	4/BAG
3353	8'x45" SPRA-GARD PAINT ARRESTOR	4/BAG
3366	30'x45" SPRA-GARD PAINT ARRESTOR	1/BAG

45° PRODUCT IS DESIGNED FOR OVERLAP AND POSITIVE SEAL AT VERTICAL SEAMS.
CUSTOM SIZES ARE AVAILABLE. CONTACT MANUFACTURER FOR DETAILS.

HARDWARE AND ACCESSORIES

STOCK NO.	DESCRIPTION	QTY./PKG.
941	20"x25"x2¼" HOLDING FRAME	6/CARTON
942	20"x20"x2¼" HOLDING FRAME	8/CARTON
1010	20" SINGLE WIRE ROD	25/TUBE
1025	25" SINGLE WIRE ROD	10/TUBE
1011	20"x25" SNAP-IN GRID	40/CARTON
1012	20"x20" SNAP-IN GRID	40/CARTON
1017	20"x20" CONVERSION GRID	10/CARTON
1018	20"x25" CONVERSION GRID	10/CARTON
1019	20"x36" CONVERSION GRID	10/CARTON
1020	CONVERSION GRID FLANGE	10/CARTON
1030	SPRA-PAK 20"Wx72"H (including grids)	1/CARTON
1015	SPRA-PAK GRID	4/CARTON
1016	SPRA-PAK UPPER SUPPORT GRID	8/CARTON

BOOTH PAPER

STOCK NO.	DESCRIPTION
3041	36"x300' Booth Floor Paper (Kraft)
3042	42"x300' Booth Floor Paper (Kraft)
3043	60"x300' Booth Floor Paper (Kraft)
3044	72"x300' Booth Floor Paper (Kraft)

WARRANTY

Your Research Products Corporation Paint Arrestor Overspray Collector is warranted to be free defects in material and workmanship.

Research Products Corporation's sole and exclusive obligation under this warranty and otherwise will be to promptly supply without charge a replacement Paint Arrestor for any which is discovered to be defective prior to use in a spraying operation, providing such Paint Arrestor is returned by you to either your supplier or to Research Products Corporation, Madison, Wisconsin 53701, not later than thirty days after discovery of any defect. Research Products Corporation shall in no manner be obligated liable for any labor costs or other expenses, losses or damages whatsoever (other than damages personal injuries) resulting from any such defect. This warranty shall not apply to any defects attributable to the occurrence of any casualty, mishandling or faulty installation.

The foregoing express warranty is made in lieu of any and all other warranties, either express or implied, with respect to said Paint Arrestors, and all such other warranties, including implied warranties of merchantability and fitness for any particular purpose, are herewith expressly excluded.

RPC Paint Arrestors

Research Products Corporation
Products for better air...everywhere!
1015 East Washington Avenue • Madison, WI 53703
Call 1-800/334-6011 • FAX 608/257-4357



PERFORMANCE INFORMATION

Any overspray collection system should be evaluated on three performance criteria. First, *efficiency* in removing paint particulate from the exhaust air before it reaches the stack. Second, *resistance* to airflow, which is the amount of energy used to move the required air through the system.

Finally, a long *service life* of the product. There are RP Paint Arrestors available that are 99%+ efficient and have very low resistance to airflow. Therefore, they require minimum energy and have a long service life, retaining a significant volume of overspray before changing is required.

All performance information shown was obtained using equipment similar to that incorporated by the American Society of Heating, Refrigeration and Air Conditioning Engineers *(ASHRAE)* in evaluating performance of air cleaning media. Detailed information on the equipment, the testing procedure, and test results are available by writing for Reprint No. 4259.

RP PAINT ARRESTOR APPLICATION/PERFORMANCE

	3000 SERIES	3100 SERIES	3200 SERIES	3300 SERIES
ADHESIVES	■	■	■	■
AIR-DRY ENAMELS	■	■	■	■
BAKE-DRY ENAMELS	■	■	■	■
CLEAR COATS	■	■	■	■
EPOXIES	■	■	■	■
FIBERGLASS	■	■	■	■
GEL COATS	■	■	■	■
HIGH SOLIDS-ENAMELS	■	■	■	■
LACQUERS	■	■	■	■
PRIMERS-AIR DRY	■	■	■	■
STAINS	■	■	■	■
SEALERS	■	■	■	■
TEFLON	■	■	■	■
URETHANES	■	■	■	■
WATERBORNES	■	■	■	■

■=GOOD ■=BETTER ■=BEST

THIS CHART INDICATES THE TYPICAL APPLICATION PERFORMANCE FOR VARIOUS TYPES OF RP PAINT ARRESTORS, BASED ON THE KEY PERFORMANCE FACTORS OF EFFICIENCY, RESISTANCE TO AIRFLOW, AND SERVICE LIFE. SINCE CONDITIONS VARY, A CAREFUL REVIEW OF YOUR SPECIFIC NEEDS MAY BE NECESSARY TO DETERMINE THE BEST RP PAINT ARRESTOR FOR YOUR APPLICATION.

EASY TO SERVICE

For RP Paint Arrestor pads using two layers of product, the front Paint Arrestor is discarded when it becomes loaded with paint, and a new arrestor installed. Replacing the rear Paint Arrestor in tandem applications is necessary only at extended intervals. When the rear pad shows signs of loading, it can be moved to the front and a new RP Paint Arrestor positioned at the rear. This simple procedure assures maximum service life with minimum labor. Loaded or *"used"* Paint Arrestors should be stored in a water-filled container until disposed of in accordance with appropriate regulations regarding paint residue.

CODE COMPLIANCE

RP Paint Arrestors help you meet these codes and requirements:

- N.F.P.A. Standard No. 33
- Environmental Protection Agency (EPA)
- State and Municipal Governments

ATTACHMENT E

BOARDWALK RESORT SPRAY BOOTH #1 SPECIFICATIONS

Lee Patterson Co.
1022 W. ROBINSON ST.
ORLANDO, FL 32805
PHONE: (305) 422-4567

PRICE QUOTATION

QUOTATION NO. LPC-250196
BID NO. 0791C-96RM

TO: WALT DISNEY WORLD CO.
DISNEY BOARDWALK RESORT
ATTN: BOB MCCORMACK
FAX: 828-8928
PHONE: 934-7270

DATE: 25, JANUARY 1996
PROPOSED SHIPPING DATE: 6 - 8 WKS ARO
TERMS: TO BE ANNOUNCED
TERR. NO. 99
F.O.B. OSSEO, WI
TO BE SHIPPED VIA MOTOR FREIGHT COLL.

HERE IS OUR QUOTATION ON THE GOODS NAMED, SUBJECT TO CONDITIONS NOTED:

CONDITIONS: *The prices and terms on this quotation are not subject to verbal changes or other agreements unless approved in writing by our office. All quotations and agreements are contingent upon strikes, accidents, fires, availability of materials and all other causes beyond our control. Prices are based on costs and conditions existing on date of quotation and are subject to change by the Seller before final acceptance.*

Typographic and stenographic errors subject to correction. Purchaser assumes liability for patent and copyright infringement when goods are made to Purchaser's specifications.

Terms inconsistent with those stated herein which may appear on Purchaser's formal order will not be binding on the Seller.

QUANTITY	DESCRIPTION	PRICE	AMOUNT
	WE ARE PLEASED TO QUOTE THE FOLLOWING SPECIAL FLOOR STYLE, PRESSURIZED, REVERSE FLOW, DRY ARRESTOR PAINT SPRAY BOOTH WITH ELECTRIC HEATED AIR MAKE-UP UNIT.		
1	MODEL NO. IDB-108PSB-5 SPRAY BOOTH INSIDE WORKING DIMENSIONS: 8'H X 10'W X 10'D OUTSIDE DIMENSIONS: 8'2"H X 10'4" W X 12'4"D (SEE ATTACHED FOR ADDITIONAL SPECIFICATIONS)	$ 8,750.00	
1	MODEL NO. ECFA-20 ELECTRIC HEATED AIR MAKE-UP UNIT (SEE ATTACHED PRODUCT DATA SHEETS FOR ADDITIONAL SPECIFICATIONS)	Delete ~~13,155.00~~	
1	ERECTION OF PAINT SPRAY BOOTH BY LEE PATTERSON CO. PERSONNEL (SEE ATTACHED FOR RESPONSIBILITIES)	725.00	
	OPTIONS		
	A. NEMA 12 DELUXE CONTROL PANEL, ADD.....	1750.00 ~~2,500.00~~	
	B. PERSONNEL ACCESS DOOR, ADD....	~~435.00~~ Delete	
	C. 24" X 18" OBSERVATION WINDOW, ADD...	125.00	
	D. 24" INTAKE FAN ASSEMBLY, ADD...	1480.00	
	PLEASE NOTE PRICES DO NOT INCLUDE FIRE SUPPRESSION, DUCT WORK, ELECTRICAL, FREIGHT OR ANY APPLICABLE TAXES.		

QUOTE VALID FOR 30 DAYS

BY:

Michael D. Shipley

MICHAEL D. SHIPLEY

BOOTH CONSTRUCTION / STRUCTURE

The booth walls and top of exhaust chambers are manufactured from 18 gauge, galvanized steel sheets.

All panels are pre-punched with 5/16" holes located on 6" centers, with 2" precision-exterior companion flanges for easy nut and bolt assembly providing a smooth interior surface.

EXHAUST FAN ASSEMBLY: Size: 34" (10,000 CFM @ 1/4" s.p., for a velocity of 125 FPM)

Heavy duty, non-sparking, polypropylene blade with precision balancing. Fan is dual V-belt driven with a variable-pitch motor pulley, mounted on a precision ground steel shaft, located within the pre-lubricated, removable ball bearing assembly. Bearing and belts are located outside of the exhaust airstream.

ELECTRIC MOTOR H.P.: 3

Totally Enclosed, Fan-Cooled Motor - 1750 rpm, 208/230/460 volt, 3 phase, 60 hertz: integral rotor fans direct cooling air over windings - reducing heat and noise and prolonging the motor life.

LIGHT FIXTURE(S): Quantity: 4

48" 4-tube fluorescent light fixtures, 110 volt.
Fixture is E.T.L. listed, vapor-proof, Class I, Division 2, Groups A B C D.
Includes 15" x 53" x 1/4" clear tempered glass lens and gasketed seal
Fixture accepts 40 watt bi-pin fluorescent (lamps not included).
Light Assembly is designed to be serviced from the rear of the fixture.

EXHAUST FILTERS: Quantity: 20

Paint Arrestor Filters supplied with this booth are made from continuous filament glass fibers with an open weave pattern for maximum paint collection. These filters are approved and listed: Class II by Underwriters Laboratories and conform to OSHA Standards size: 20" x 20" x 2" deep.

FILTER (GRID) RETAINERS: Quantity: 20 sets

Designed to provide rigid retention of the exhaust filters for maximum collection of air pollutants.

DRAFT GAUGE (MANOMETER):
Visible monitor of filter loading-diminished air flow within the booth, a standard by which to replace the filters.

Also Includes:
1 set Solid swing type product entry doors (6' Wide x 6'2" High)
1 ea. Bridge type intake filter chamber
1 set Exhaust chamber turning vanes to balance booth exhaust
1 set Intake filters

Best Available Copy

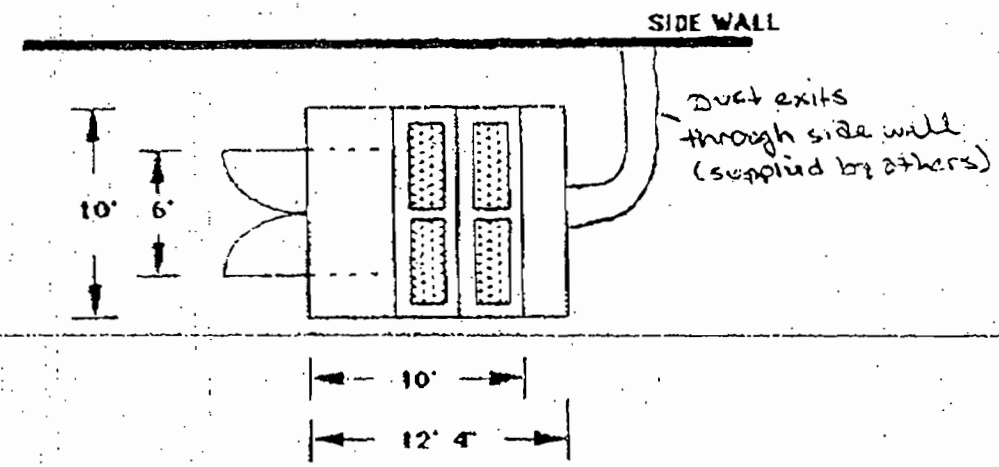

PLAN VIEW

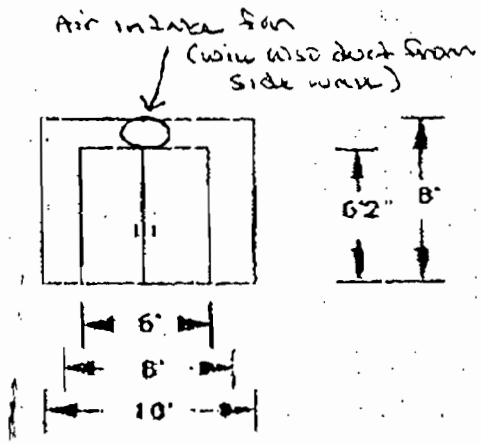

END VIEW

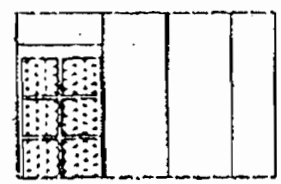

SIDE VIEW

PRODUCT DESCRIPTIONS

	VELOCITY (fpm)	RESISTANCE (in. w.c.)	AVERAGE EFFICIENCY RANGE
3000 SERIES RP STANDARD PAINT ARRESTOR The standard, original design is available in roll form and modular pads. This series provides good all-around performance for general applications and can be used for most coatings applied by the various spray coating methods. A degradable, economical solution to your overspray needs, its recommended usage consists of two pads in tandem.	100 200 300	0.020 0.060 0.120	96.5 TO 97.5% HIGH SOLIDS BAKE ENAMEL 93.0 TO 94.0% WATERBORNE BAKE ENAMEL TESTED USING TWO PADS IN TANDEM
3100 SERIES RP STANDARD HIGH CAPACITY PAINT ARRESTORS This series has all the characteristics of the 3000 Series Paint Arrestor but is designed to hold up to two times the overspray before changing is required. Double service life makes this product ideal for high production applications and wherever a large volume of coating is applied in a relatively small booth space. The longer pad life means reduced down time, few changeovers and greater economy. Rolls or pads are used in tandem. Ideal for heavy, tacky coating and slower drying finishes. Not recommended for quick dry, lacquer type coatings.	100 200 300	0.020 0.050 0.100	94.0 TO 96.0% HIGH SOLIDS BAKE ENAMEL 91.5 TO 92.5% WATERBORNE BAKE ENAMEL TESTED USING TWO PADS IN TANDEM
3200 SERIES SPRA-GARD HIGH EFFICIENCY PAINT ARRESTORS This overspray product is also similar to the 3000 Series, but with an added polyester backing. This increases the overall efficiency needed for very finely atomized overspray particles common with certain finishes and coating methods. Offering excellent efficiencies, this product affords a 50% reduction in overspray out the stack, and the poly backing makes it ideal for coating at any production rate. It is available in roll and pad form and its recommended use is two in tandem.	100 200 300	0.055 0.125 0.225	98.5 TO 99.5% HIGH SOLIDS BAKE ENAMEL 97.0 TO 98.0% WATERBORNE BAKE ENAMEL 94.0 TO 95.0% LACQUER TESTED USING TWO PADS IN TANDEM
3300 SERIES SPRA-GARD HIGH EFFICIENCY PAINT ARRESTORS The finest efficiencies possible can be achieved with this series of Spra-Gard Paint Arrestors. These high efficiencies are attained through the use of a high-density polyester backing which is structurally very strong. Due to the high efficiency, only one layer of material is required and it is available in a variety of sizes, both rolls and pads.	100 200 300	0.055 0.136 0.256	99.5 TO 99.9% HIGH SOLIDS BAKE ENAMEL 98.5 TO 99.2% WATERBORNE BAKE ENAMEL 95.0 TO 96.0% LACQUER TESTED USING SINGLE PAD
3400 SERIES SPRA-GARD HIGH CAPACITY HIGH EFFICIENCY PAINT ARRESTORS This series of Spra-Gard Paint Arrestors has all the features and advantages of the 3300 Series plus a longer service life. It is ideal for extremely high production applications, because both peak efficiency and service life can be achieved, thereby reducing downtime and increasing the time interval between changes.	100 200 300	0.065 0.153 0.283	99.5 TO 99.9% HIGH SOLIDS BAKE ENAMEL TESTED USING SINGLE PAD

PAINT ARRESTOR PADS AND ROLLS

STOCK NO.	DESCRIPTION	QTY./PKG.
3031	20"x25" PAINT ARRESTOR	60/CARTON
3032	20"x20" PAINT ARRESTOR	60/CARTON
3020	40"x20" PAINT ARRESTOR	2/BAG
3039	40"x40" PAINT ARRESTOR	1/BAG
3131	20"x25" HIGH CAPACITY PAINT ARRESTOR	30/CARTON
3132	20"x20" HIGH CAPACITY PAINT ARRESTOR	30/CARTON
3135	20"x40" HIGH CAPACITY PAINT ARRESTOR	1/BAG
3231	20"x25" SPRA-GARD PAINT ARRESTOR	50/CARTON
3232	20"x20" SPRA-GARD PAINT ARRESTOR	50/CARTON
3251	6'x45" SPRA-GARD PAINT ARRESTOR	4/BAG
3252	7'x45" SPRA-GARD PAINT ARRESTOR	4/BAG
3253	8'x45" SPRA-GARD PAINT ARRESTOR	4/BAG
3266	30'x45" SPRA-GARD PAINT ARRESTOR	1/BAG
3331	20"x25" SPRA-GARD PAINT ARRESTOR	50/CARTON
3332	20"x20" SPRA-GARD PAINT ARRESTOR	50/CARTON
3351	6'x45" SPRA-GARD PAINT ARRESTOR	5/BAG
3352	7'x45" SPRA-GARD PAINT ARRESTOR	4/BAG
3353	8'x45" SPRA-GARD PAINT ARRESTOR	4/BAG
3366	30'x45" SPRA-GARD PAINT ARRESTOR	1/BAG

4 PRODUCT IS DESIGNED FOR OVERLAP AND POSITIVE SEAL AT VERTICAL SEAMS.
CUSTOM SIZES ARE AVAILABLE. CONTACT MANUFACTURER FOR DETAILS.

HARDWARE AND ACCESSORIES

STOCK NO.	DESCRIPTION	QTY./PKG.
941	20"x25"x2¾" HOLDING FRAME	6/CARTON
942	20"x20"x2¾" HOLDING FRAME	8/CARTON
1010	20" SINGLE WIRE ROD	25/TUBE
1025	25" SINGLE WIRE ROD	10/TUBE
1011	20"x25" SNAP-IN GRID	40/CARTON
1012	20"x20" SNAP-IN GRID	40/CARTON
1017	20"x20" CONVERSION GRID	10/CARTON
1018	20"x25" CONVERSION GRID	10/CARTON
1019	20"x36" CONVERSION GRID	10/CARTON
1020	CONVERSION GRID FLANGE	10/CARTON
1030	SPRA-PAK 20"Wx72"H (including grids)	1/CARTON
1015	SPRA-PAK GRID	4/CARTON
1016	SPRA-PAK UPPER SUPPORT GRID	8/CARTON

BOOTH PAPER

STOCK NO.	DESCRIPTION
3041	36"x300' Booth Floor Paper (Kraft)
3042	42"x300' Booth Floor Paper (Kraft)
3043	60"x300' Booth Floor Paper (Kraft)
3044	72"x300' Booth Floor Paper (Kraft)

WARRANTY

Your Research Products Corporation Paint Arrestor Overspray Collector is warranted to be free of defects in material and workmanship.

Research Products Corporation's sole and exclusive obligation under this warranty and otherwise shall be to promptly supply without charge a replacement Paint Arrestor for any which is discovered to be defective prior to use in a spraying operation, providing such Paint Arrestor is returned by you to either your supplier or to Research Products Corporation, Madison, Wisconsin 53701, not later than thirty days after discovery of any defect. Research Products Corporation shall in no manner be obligated or liable for any labor costs or other expenses, losses or damages whatsoever (other than damages for personal injuries) resulting from any such defect. This warranty shall not apply to any defects attributable to the occurrence of any casualty, mishandling or faulty installation.

The foregoing express warranty is made in lieu of any and all other warranties, either express or implied, with respect to said Paint Arrestors, and all such other warranties, including implied warranties of merchantability and fitness for any particular purpose, are hereby excluded.

RPP® Paint Arrestors
Research Products Corporation
Products for better air...everywhere!
1015 East Washington Avenue • Madison, WI 53703
Call 1-800/334-6011 • FAX 608/257-4357



PERFORMANCE INFORMATION

Any overspray collection system should be evaluated on three performance criteria. First, *efficiency* in removing paint particulate from the exhaust air before it reaches the stack. Second, ***resistance*** to airflow, which is the amount of energy used to move the required air through the system.

Finally, a long *service life* of the product. There are RP Paint Arrestors available that are 99%+ efficient and have very low resistance to airflow. Therefore, they require minimum energy and have a long service life, retaining a significant volume of overspray before changing is required.

All performance information shown was obtained using equipment similar to that incorporated by the American Society of Heating, Refrigeration and Air Conditioning Engineers *(ASHRAE)* in evaluating performance of air cleaning media. Detailed information on the equipment, the testing procedure, and test results are available by writing for Reprint No. 4259.

RP PAINT ARRESTOR APPLICATION/PERFORMANCE

	3000 SERIES	3100 SERIES	3200 SERIES	3300 SERIES
ADHESIVES	■	■	■	■
AIR-DRY ENAMELS	■	■	■	■
BAKE-DRY ENAMELS	■	■	■	■
CLEAR COATS	■	■	■	■
EPOXIES	■	■	■	■
FIBERGLASS	■	■	■	■
GEL COATS	■	■	■	■
HIGH SOLIDS-ENAMELS	■	■	■	■
LACQUERS	■	■	■	■
PRIMERS-AIR DRY	■	■	■	■
STAINS	■	■	■	■
SEALERS	■	■	■	■
TEFLON	■	■	■	■
URETHANES	■	■	■	■
WATERBORNES	■	■	■	■

■=GOOD ■=BETTER ■=BEST

THIS CHART INDICATES THE TYPICAL APPLICATION PERFORMANCE FOR VARIOUS TYPES OF RP PAINT ARRESTORS, BASED ON THE KEY PERFORMANCE FACTORS OF EFFICIENCY, RESISTANCE TO AIRFLOW, AND SERVICE LIFE. SINCE CONDITIONS VARY, A CAREFUL REVIEW OF YOUR SPECIFIC NEEDS MAY BE NECESSARY TO DETERMINE THE BEST RP PAINT ARRESTOR FOR YOUR APPLICATION.

EASY TO SERVICE

For RP Paint Arrestor pads using two layers of product, the front Paint Arrestor is discarded when it becomes loaded with paint, and a new arrestor installed. Replacing the rear Paint Arrestor in tandem applications is necessary only at extended intervals. When the rear pad shows signs of loading, it can be moved to the front and a new RP Paint Arrestor positioned at the rear. This simple procedure assures maximum service life with minimum labor. Loaded or *"used"* Paint Arrestors should be stored in a water-filled container until disposed of in accordance with appropriate regulations regarding paint residue.

CODE COMPLIANCE

RP Paint Arrestors help you meet these codes and requirements:

- N.F.P.A. Standard No. 33
- Environmental Protection Agency (EPA)
- State and Municipal Governments