



July 10, 2013

Mr. David McNeal  
USEPA, Region 4  
Sam Nunn Federal Center  
61 Forsyth Street, SW  
Atlanta, Georgia USA 30303-3104

**Subject: NOx and O2 Analyzer Re-certification – Fort Myers Plant Unit 3A (ORIS code 000612)**

Dear Mr. McNeal:

In compliance with the Acid Rain Continuous Emission Monitoring Program (40 CFR Part 75.63), Florida Power & Light Company (FPL) is submitting the Continuous Emissions Monitoring System Re-certification Application for the NOx and O2 analyzer replacement on Fort Myers Unit 3A. In order to continue to ensure CEMS data integrity and analyzer availability, FPL is currently replacing CEMS NOx and O2 analyzers on thirty-eight units throughout the State.

Fort Myers Unit 3A NOx analyzer, serial number 75099-378 was removed from service on May 23, 2013 at 10:00 and replaced by serial number 1308857427. Re-certification test period requirements and data validation, which includes a probationary calibration error test, in accordance with 40 CFR Part 75.20(b)(3)(ii) were performed to initiate a conditional valid data period.

The re-certification of the NOx System was performed in accordance with 40 CFR Part 75, Appendix A during the period of May 23– June 22, 2013. Enclosed are the quality assurance audits which include a RATA Report, 7 Day Calibration Error Test, Linearity, and updated Monitoring Plan.

If you have any questions with the attached, please feel free to contact me at (561) 691-2781 or Elisa Ostertag at (561) 691-2341.

I am authorized to make this submission of behalf of the owners and operators of the affected source or affected units for which the submission is made. I certify under penalty of law that I have personally examined, and am familiar with, the statements and information submitted in this document and all its attachments. Based on my inquiry of those individuals with primary responsibility for obtaining the information, I certify that the statements and information are to the best of my knowledge and belief true, accurate, and complete. I am aware that there are significant penalties for submitting false statements and information or omitting required statements and information, including the possibility of fine or imprisonment.

Sincerely,

A handwritten signature in black ink, appearing to read "Christian Kiernan", with a long horizontal line extending to the right.

Christian Kiernan

Florida Power & Light Company

700 Universe Blvd., Juno Beach, FL 33408

Designated Representative

Attachment

cc: Jeff Koerner – Administrator, Division of Air Resource Management, FDEP Tallahassee  
Ajay Satyal - Administrator, FDEP South District  
Tim Panoff - Plant General Manager  
Jeff Moyer - Environmental Specialist



# ECMPS Client Tool

Version 1.0 2013 Q2

## Monitoring Plan Printout Report

July 10, 2013 10:42 AM

Facility Name: Fort Myers

### Facility Details

Facility ID (ORISPL): 612  
 Monitoring Plan Location IDs: PFM3A  
 State: FL  
 County: Lee  
 Latitude: 26.6967  
 Longitude: -81.7831

### Reporting Frequency

Monitoring Plan Location IDs	Reporting Frequency	Begin Quarter	End Quarter
PFM3A	Q - Quarterly	2003 QTR 2	

### Monitoring Location Attributes

Unit/Stack/Pipe Identifier	Duct Indicator	Ground Elevation	Stack Height	Cross Area Exit	Cross Area Flow	Material Code	Shape Code	Begin Date	End Date
PFM3A		13	101	314				04/14/2003	

### Unit Operation Information

Unit Identifier	Non-Load Based Ind	Commence Commercial Operation Date	Commence Operation Date	Boiler/Turbine Type			Max Heat Input		
				Code	Begin Date	End Date	Value (mmBtu)	Begin Date	End Date
PFM3A	0	04/14/2003	04/14/2003	CT	04/14/2003		2093.0	04/14/2003	

Unit Type Codes: CT - Combustion turbine

### Unit Program Information

Unit Identifier	Program Code	Unit Class	Unit Monitor Certification Begin Date	Unit Monitor Certification Deadline
PFM3A	ARP	P2	04/14/2003	10/11/2003
	CAIRNOX	A	01/01/2008	01/01/2008
	CAIROS	A	05/01/2008	05/01/2008
	CAIRSO2	A	01/01/2009	01/01/2009
	TRNOXOS	A	05/01/2012	05/01/2012

Facility Name: Fort Myers

Facility ID (ORISPL): 612

Monitoring Plan Printout Report

July 10, 2013 10:42 AM

Unit Fuel

Unit Identifier	Fuel Type	Fuel Indicator	Demonstration Method for GCV	Demonstration Method for Daily Sulfur	Ozone Season Indicator	Begin Date	End Date
PFM3A	DSL	S				04/14/2003	
	PNG	P				04/14/2003	

Fuel Type Codes: PNG - Pipeline Natural Gas  
 DSL - Diesel Oil

Fuel Indicator Codes: S - Secondary  
 P - Primary

Unit Controls

Unit Identifier	Parameter	Control Equipment	Original Ind	Seasonal Ind	Installation Date	Optimization Date	Retirement Date
PFM3A	NOX	DLNB	Y				
	NOX	H2O	Y				

Control Equipment Descriptions: H2O - Water Injection  
 DLNB - Dry Low NOx Burners

Facility Name: Fort Myers

Facility ID (ORISPL): 612

Monitoring Plan Printout Report

July 10, 2013 10:42 AM

Monitoring Method

Unit/Stack/Pipe Identifier	Parameter	Methodology	Substitute Data Approach	Bypass Approach Code	Begin Date/Hour	End Date/Hour
PFM3A	CO2	AD	SPTS		04/01/2003 00	
	HI	AD	SPTS		04/01/2003 00	
	NOX	NOXR			01/01/2008 00	
	NOXR	CEM	SPTS		04/01/2003 00	
	OP	EXP			04/01/2003 00	
	SO2	AD	SPTS		04/01/2003 00	

Parameter Codes: SO2 - SO2 Hourly Mass Rate (lb/hr)

OP - Opacity

NOXR - NOx Emission Rate (lb/mmBtu)

NOX - NOx Hourly Mass Rate (lb/hr)

HI - Heat Input Rate (mmBtu/hr)

CO2 - CO2 Hourly Mass Rate (ton/hr)

Methodology Codes: NOXR - NOx Mass Calculated from NOx Emission Rate

EXP - Exempt

CEM - Continuous Emission Monitor

AD - Appendix D

Substitute Data Codes: SPTS - Standard Part 75 for Missing Data

Facility Name: Fort Myers

Facility ID (ORISPL): 612

Monitoring Plan Printout Report

July 10, 2013 10:42 AM

Monitoring System / Analytical Components

Unit/Stack /Pipe Identifier	System					Component									
	ID	Type	Des	Begin Date/Hour	End Date/Hour	ID	Type	SAM	BAS	Manufacturer	Model or Version	Serial Number	Begin Date/Hour	End Date/Hour	
PFM3A	102	NOX	P	04/01/2003 00		002	NOX	EXT	D	TEI	42CLS	42CLS-75099-378	04/01/2003 00	05/23/2013 10	
						003	O2	EXT	D	SERVOMEX	1440C	01420C/2699	04/01/2003 00	06/02/2010 14	
						006	PRB	EXT		Cisco	PFM3APRB01	PFM3APRB02	04/01/2003 00		
						999	DAHS			BABCOCK & WILCOX	8.3.001	NTDAHS - PFM3A	04/01/2003 00		
						A02	NOX	EXT	D	THERMO	42I	1308857427	05/23/2013 11		
						A03	O2	EXT	D	SERVOMEX	1440	1420C/2757	06/02/2010 15	05/23/2013 10	
						B03	O2	EXT	D	SERVOMEX	1440	4789	05/23/2013 11		
						LK1	O2	EXT	D	SERVOMEX	1440	01420/1466	04/26/2011 00		
	108	GAS	P	04/01/2003 00		008	GFFM	ORF		ROSEMOUNT	3095	82369	04/01/2003 00	08/15/2007 12	
						999	DAHS			BABCOCK & WILCOX	8.3.001	NTDAHS - PFM3A	04/01/2003 00		
						A08	GFFM	ORF		ROSEMOUNT	3095	179991	08/15/2007 13		
	109	OILM	P	04/01/2003 00		009	OFFM	COR		MICROMOTION	CMF300	474292	04/01/2003 00	06/30/2008 10	
						999	DAHS			BABCOCK & WILCOX	8.3.001	NTDAHS - PFM3A	04/01/2003 00		
						A09	OFFM	COR		MICROMOTION	CMF300	14094099	06/30/2008 11	11/14/2008 16	
B09						OFFM	COR		MICROMOTION	CMF300	474292	11/14/2008 17			

System Types Descriptions:

NOX - NOx Emission Rate  
 GAS - Gas Fuel Flow  
 OILM - Mass of Oil Fuel Flow

System Designations Descriptions:

P - Primary

Sample Acquisition Method (SAM):

ORF - Orifice  
 EXT - Dry Extractive  
 COR - Coriolis

Component Types Descriptions:

NOX - NOx Concentration  
 O2 - O2 Concentration  
 PRB - Probe  
 DAHS - Data Acquisition and Handling System  
 GFFM - Gas Fuel Flowmeter  
 OFFM - Oil Fuel Flowmeter

Facility Name: Fort Myers

Monitoring Plan Printout Report

Facility ID (ORISPL): 612

July 10, 2013 10:42 AM

Monitoring System Fuel Flow

Unit/Stack/Pipe Identifier	System ID	Fuel Code	Max Fuel Flow Rate	Units of Measure	Source Code	Begin Date/Hour	End Date/Hour
PFM3A	108	PNG	17600.0	HSCF	UMX	04/01/2003 00	
	109	DSL	103027.0	LBHR	UMX	04/01/2003 00	

System Fuel Codes Descriptions: PNG - Pipeline Natural Gas  
 DSL - Diesel Oil

Units of Measure Descriptions: LBHR - Pounds / Hour  
 HSCF - Hundred Standard Cubic Feet / Hour

Source Codes Descriptions: UMX - Unit Maximum Rate

Analyzer Range Data

Unit/Stack/Pipe Identifier	Component Type	Component ID	Range Code	Dual Range Indicator	Begin Date/Hour	End Date/Hour
PFM3A	NOX	002	Auto Ranging	Y	04/01/2003 00	05/23/2013 10
	NOX	A02	Auto Ranging	Y	05/23/2013 11	
	O2	003	High Range		04/01/2003 00	06/02/2010 14
	O2	LK1	High Range		04/26/2011 00	
	O2	B03	High Range		05/23/2013 11	
	O2	A03	High Range		06/02/2010 15	05/23/2013 10

Component Types Descriptions: NOX - NOx Concentration  
 O2 - O2 Concentration

Facility Name: Fort Myers

Facility ID (ORISPL): 612

Monitoring Plan Printout Report

July 10, 2013 10:42 AM

Emissions Formulas

Unit/Stack/Pipe Identifier	Parameter	Formula ID	Formula Code	Formula	Begin Date/Hour	End Date/Hour
PFM3A	NOXR	002	F-5	$NOX\ LB/MMBTU = 1.194 * 10^{*-7} * F\#(011) * S\#(A02-102) * (20.9/(20.9 - S\#(B03-102)))$	01/01/1995 00	
	CO2	003	G-4	$CO2\_OIL\ TONS = (1420 * F\#(007) * (1/385) * 44) / 2000$	01/01/1995 00	
	CO2	004	G-4	$CO2\_GAS\ TONS = (1040 * F\#(006) * (1/385) * 44) / 2000$	01/01/1995 00	
	CO2	005	G-4A	$CO2\_TOTAL = (F\#(003) * T\_OIL) + (F\#(004) * T\_Gas) / T\_UNIT$	01/01/1995 00	
	HI	006	F-20	$HI\_GAS = (S\#(A08-108) * GCV\_GAS) / 10^{*6}$	01/01/1995 00	
	HI	007	F-19	$HI\_OIL = S\#(B09-109) * GCV\_OIL / 10^{*6}$	01/01/1995 00	
	HI	008	D-15A	$HI\_TOTAL = (F\#(006) * TIME\_GAS) + (F\#(007) * TIME\_OIL) / TIME\_PFM3A$	01/01/1995 00	
	SO2	009	D-2	$SO2\_OIL\ LB/HR = 2 * S\#(B09-109) * \%S\_OIL / 100$	01/01/1995 00	
	SO2	010	D-5	$SO2\_GAS\ LB/HR = F\#(006) * 0.0006$	01/01/1995 00	
	FD	011	F-8	$FD = (9190 * X\_OIL) + (8710 * X\_GAS)$	01/01/1995 00	
	NOX	014	F-24A	$NOX\_MASS = F\#(002) * F\#(008) * T\_UNIT$	01/01/2008 00	
	SO2	025	D-12	$SO2\_TOTAL = ((F\#(009) * T\_OIL) + (F\#(010) * T\_GAS))$	01/01/1995 00	

- Parameter Codes Descriptions:**
- NOXR - NOx Emission Rate (lb/mmBtu)
  - CO2 - CO2 Hourly Mass Rate (ton/hr)
  - HI - Heat Input Rate (mmBtu/hr)
  - SO2 - SO2 Hourly Mass Rate (lb/hr)
  - FD - F-Factor Dry-basis
  - NOX - NOx Hourly Mass Rate (lb/hr)
- Formula Codes Descriptions:**
- G-4A - CO2 (from CO2 rate for multiple fuels)
  - G-4 - CO2 (from HI, Fc)
  - F-8 - FD/FC/FW (from multiple fuels)
  - F-5 - NOXR/SO2R (from NOX or SO2 dry, O2 dry, Fd)
  - F-24A - NOX (from NOX rate, HI)
  - F-20 - HI (same as D-6)
  - F-19 - HI (same as D-8)
  - D-5 - SO2 (from gas SO2 emission rate, HI)
  - D-2 - SO2 (from OILM, oil sulfur content)
  - D-15A - HI (from HI rate for multiple fuels)
  - D-12 - SO2 (from SO2 rate for multiple fuels)



Facility Name: Fort Myers

Facility ID (ORISPL): 612

Monitoring Plan Printout Report

July 10, 2013 10:42 AM

Span Values

Unit/Stack/Pipe Identifier	Comp Type	Scale	Method	MPC/MPF	MEC	Span Value	Full-Scale Range	Units of Measure	Scale Transition Point	Def. High Range Value	Flow Full Range (SCFH)	Flow Span Value (SCFH)	Begin Date/Hour	End Date/Hour
PFM3A	NOX	H	TB	200.0	20.0	200.000	200.000	PPM	20.0				04/01/2003 00	
	NOX	L	F		20.0	20.000	20.000	PPM	20.0				04/01/2003 00	
	O2	H				25.000	25.000	PCT					04/01/2003 00	

Component Types Descriptions: NOX - NOx Concentration  
O2 - O2 Concentration

Span Method Codes Descriptions: TB - Table Defaults from Part 75  
F - Formula

Units of Measure Descriptions: PPM - Parts per Million  
PCT - Percentage

Unit/Stack/Pipe Load or Operating Level Information

Unit/Stack/Pipe Identifier	Maximum Hourly Load	Units of Measure	Upper Bound of Range of Operation	Lower Bound of Range of Operation	Designated Normal Op. Level	Second Most Frequently Used Op. Level	Second Normal Indicator	Load Analysis Date	Begin Date/Hour	End Date/Hour
PFM3A	191	MW	191	75	High	Mid	Yes	01/01/2003	01/01/2003 00	12/31/2010 23
	198	MW	198	75	High	Mid	Yes	01/01/2011	01/01/2011 00	

Units of Measure Descriptions: MW - Megawatt

Facility Name: Fort Myers

Facility ID (ORISPL): 612

Monitoring Plan Printout Report

July 10, 2013 10:42 AM

Monitoring Defaults

Unit/Stack/Pipe Identifier	Parameter	Value	Units of Measure	Purpose Code	Fuel Type	Operating Condition	Source of Value	Begin Date/Hour	End Date/Hour
PFM3A	NORX	0.7770	LBMMBTU	MD	NFS	A	DEF	04/01/2003 00	
	O2X	19.0000	PCT	DC	NFS	A	DEF	04/01/2003 00	

Parameter Codes Descriptions: O2X - Maximum O2 Concentration (pct)  
 NORX - Maximum NOx Emission Rate (lb/mmBtu)

Units of Measure Descriptions: PCT - Percentage  
 LBMMBTU - Pounds / mmBtu

Purpose Codes Descriptions: MD - Missing Data (or Unmonitored Bypass Stack or Emergency Fuel) Default  
 DC - Diluent Cap

Fuel Type Codes Descriptions: NFS - Non-Fuel Specific

Operating Conditions Descriptions: A - Any Hour

Source Codes Descriptions: DEF - Default Value from Part 75

Qualifications

Unit/Stack/Pipe Identifier	Qualification Type	Begin Date	End Date
PFM3A	GF	01/01/2004	01/01/2004

Qualification Percentages for Qualification Type Code GF Begin Date 01/01/2004

Qualification Year	Average Percent Value	Year 1			Year 2			Year 3		
		Data Year	Data Type Cd	Percent Value	Data Year	Data Type Cd	Percent Value	Data Year	Data Type Cd	Percent Value
2004	94.3	2002	A	94.3	2003	A	94.3	2004	P	94.3

Qualification Types Descriptions: GF - Gas-Fired Unit

Data Type Codes Descriptions: A - Actual  
 D - Demonstration  
 P - Projected

### 7 Day Calibration Error Drift Test

#### 3A High NOX

Date	Zero Rdg.	Zero Target	Error	Drift	Span Rdg.	Span Target	Error	Drift
6/14/2013 13:18	0.2	0	0.10%		181.3	177.3	2.0%	
6/15/2013 13:12	0.4	0	0.20%	0.2	181.8	177.3	2.3%	0.5
6/16/2013 14:36	0.1	0	0.10%	-0.3	177.9	177.3	0.3%	-3.9
6/17/2013 11:17	0.2	0	0.10%	0.1	177.2	177.3	-0.1%	-0.7
6/18/2013 10:45	0.2	0	0.10%	0	177.7	177.3	0.2%	0.5
6/19/2013 12:17	0.2	0	0.10%	0	177.4	177.3	0.1%	-0.3
6/22/2013 13:54	0.3	0	0.20%	0.1	177.3	177.3	0.5%	-0.1

#### 3A Low NOX

Date	Zero Rdg.	Zero Target	Error	Drift	Span Rdg.	Span Target	Error	Drift
6/14/2013 13:18	0.2	0	1.00%		18.1	18.2	-0.5%	
6/15/2013 13:12	0.4	0	2.00%	0.2	18.1	18.2	-0.5%	0.0
6/16/2013 14:36	0.2	0	1.00%	-0.2	18.3	18.2	0.5%	0.2
6/17/2013 11:17	0.2	0	1.00%	0	18	18.2	-1.0%	-0.3
6/18/2013 10:45	0.3	0	1.50%	0.1	18	18.2	-1.0%	0.0
6/19/2013 12:17	0.2	0	1.00%	-0.1	18	18.2	-1.0%	0.0
6/22/2013 13:54	0.3	0	1.50%	0.1	18.3	18.2	0.5%	0.3

#### 3A O2

Date	Zero Rdg.	Zero Target	Error	Drift	Span Rdg.	Span Target	Error	Drift
6/14/2013 13:18	-0.1	0	-0.1		20.6	20.9	-0.3%	
6/15/2013 13:12	0	0	0	0.1	20.7	20.9	-0.2%	0.1
6/16/2013 13:19	0	0	0	0	20.7	20.9	-0.2%	0.0
6/17/2013 11:17	0	0	0	0	20.7	20.9	-0.2%	0.0
6/18/2013 10:45	0	0	0	0	20.7	20.9	-0.2%	0.0
6/19/2013 12:17	0	0	0	0	20.7	20.9	-0.2%	0.0
6/22/2013 13:54	0	0	0	0	20.8	20.9	-0.1%	0.1

3A



AIR LIQUIDE

Air Liquide America  
Specialty Gases LLC



Scott

# RATA CLASS

Dual-Analyzed Calibration Standard

6141 EASTON ROAD, BLDG 1, PLUMSTEADVILLE, PA 18949-0310

Phone: 800-331-4953

Fax: 215-766-7226

## CERTIFICATE OF ACCURACY: EPA Protocol Gas

Assay Laboratory - PGVP Vendor ID: A12012

AIR LIQUIDE AMERICA SPECIALTY GASES LLC  
6141 EASTON ROAD, BLDG 1  
PLUMSTEADVILLE, PA 18949-0310

P.O. No.: 121812  
Document #: 48967598-002

Customer  
FLORIDA POWER & LIGHT - FORT MYERS

10650 STATE RD 80  
FORT MYERS FL 33905  
US

### ANALYTICAL INFORMATION Gas Type : NO,BALN

This certification was performed according to EPA Traceability Protocol For Assay & Certification of Gaseous Calibration Standards; Procedure G-1; September, 1997.

Cylinder Number: AAL20381  
Cylinder Pressure\*\*\*: 1999 PSIG

Certification Date: 21Dec2012

Exp. Date: 22Dec2020  
Batch No: PLU0158075

COMPONENT	CERTIFIED CONCENTRATION (Moles)	ACCURACY**	TRACEABILITY
NITRIC OXIDE	177.8 ✓ PPM	+/- 1%	Direct NIST and VSL
NITROGEN - OXYGEN FREE	BALANCE		
TOTAL OXIDES OF NITROGEN	178.9 PPM		Reference Value Only

\*\*\* Do not use when cylinder pressure is below 150 psig.

\*\* Analytical accuracy is based on the requirements of EPA Protocol Procedure G1, September 1997.

### REFERENCE STANDARD

TYPE/SRM NO.	EXPIRATION DATE	CYLINDER NUMBER	CONCENTRATION	COMPONENT
NTRM 1685	04Jan2018	KAL004443	242.0 PPM	NITRIC OXIDE

### INSTRUMENTATION

INSTRUMENT/MODEL/SERIAL#	DATE LAST CALIBRATED	ANALYTICAL PRINCIPLE
FTIR/000928781	21Dec2012	FTIR

### ANALYZER READINGS

(Z=Zero Gas R=Reference Gas T=Test Gas r=Correlation Coefficient)

#### First Triad Analysis

NITRIC OXIDE  
Date: 14Dec2012 Response Unit:PPM  
Z1=-0.64325 R1=241.5110 T1=177.3291  
R2=241.6998 Z2=-0.12519 T2=177.8162  
Z3=0.10570 T3=177.8350 R3=241.7748  
Avg. Concentration: 178.0 PPM

#### Second Triad Analysis

Date: 21Dec2012 Response Unit: PPM  
Z1=-0.27095 R1=241.3995 T1=177.2448  
R2=241.6606 Z2=-0.10051 T2=177.2893  
Z3=-0.05595 T3=177.3988 R3=241.7051  
Avg. Concentration: 177.7 PPM


#### Calibration Curve

Concentration = A + Bx + Cx<sup>2</sup> + Dx<sup>3</sup> + Ex<sup>4</sup>  
r = 9.99999E-1  
Constants: A = 0.00000E+0  
B = 9.87091E-1 C = 4.40000E-5  
D = 0.00000E+0 E = 0.00000E+0


3A CEMS Calibration Gas	
In service	5/24/12 CONLEY
Removed from Service	
Date	Signature

APPROVED BY:

Michael A. Kuhns



Air Liquide America  
Specialty Gases LLC



# RATA CLASS

Dual-Analyzed Calibration Standard

6141 EASTON ROAD, BLDG 1, PLUMSTEADVILLE, PA 18949-0310 Phone: 800-331-4953 Fax: 215-766-7226

## CERTIFICATE OF ACCURACY: EPA Protocol Gas

Assay Laboratory - PGVP Vendor ID: A12012

AIR LIQUIDE AMERICA SPECIALTY GASES LLC  
6141 EASTON ROAD, BLDG 1  
PLUMSTEADVILLE, PA 18949-0310

P.O. No.: 121812  
Document #: 48967598-002

Customer  
FLORIDA POWER & LIGHT - FORT MYERS

10650 STATE RD 80  
FORT MYERS FL 33905  
US

### ANALYTICAL INFORMATION Gas Type : NO,BALN

This certification was performed according to EPA Traceability Protocol For Assay & Certification of Gaseous Calibration Standards;

Procedure G-1; September, 1997.

Cylinder Number: ALM034905 Certification Date: 21Dec2012 Exp. Date: 22Dec2020  
Cylinder Pressure\*\*\*: 2001 PSIG Batch No: PLU0158077

COMPONENT	CERTIFIED CONCENTRATION (Moles)	ACCURACY**	TRACEABILITY
NITRIC OXIDE	177.3 PPM	+/- 1%	Direct NIST and VSL
NITROGEN - OXYGEN FREE	BALANCE		
TOTAL OXIDES OF NITROGEN	178.6 PPM		Reference Value Only

\*\*\* Do not use when cylinder pressure is below 150 psig.  
\*\* Analytical accuracy is based on the requirements of EPA Protocol Procedure G1, September 1997.

### REFERENCE STANDARD

TYPE/SRM NO.	EXPIRATION DATE	CYLINDER NUMBER	CONCENTRATION	COMPONENT
NTRM 1685	04Jan2018	KAL004443	242.0 PPM	NITRIC OXIDE

### INSTRUMENTATION

INSTRUMENT/MODEL/SERIAL#	DATE LAST CALIBRATED	ANALYTICAL PRINCIPLE
FTIR/000928781	21Dec2012	FTIR

### ANALYZER READINGS

(Z=Zero Gas R=Reference Gas T=Test Gas r=Correlation Coefficient)

#### First Triad Analysis

NITRIC OXIDE  
Date: 14Dec2012 Response Unit:PPM  
Z1=-0.64325 R1=241.5110 T1=177.0450  
R2=241.6998 Z2=-0.12519 T2=177.2348  
Z3=0.10670 T3=177.2536 R3=241.7748  
Avg. Concentration: 177.5 PPM

#### Second Triad Analysis

Date: 21Dec2012 Response Unit: PPM  
Z1=-0.27095 R1=241.3995 T1=176.2988  
R2=241.6606 Z2=-0.10051 T2=176.8334  
Z3=-0.05595 T3=176.9648 R3=241.7051  
Avg. Concentration: 177.0 PPM

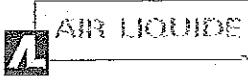
#### Calibration Curve

Concentration=A + Bx + Cx2 + Dx3 + Ex4  
r=9.99999E-1  
Constants: A=0.00000E+0  
B=9.87091E-1 C=4.40000E-5  
D=0.00000E+0 E=0.00000E+0

3B CEAS Calibration Gas	
In service	6-13-13 <i>[Signature]</i>
Date	Signature
Removed from Service	
Date	Signature

APPROVED BY:

*[Signature]*  
Michael A. Kuhns



Air Liquide America  
Specialty Gases LLC



# RATA CLASS

## Dual-Analyzed Calibration Standard

6141 EASTON ROAD, BLDG 1, PLUMSTEADVILLE, PA 18949-0310

Phone: 800-331-4953

Fax: 215-766-7226

### CERTIFICATE OF ACCURACY: EPA Protocol Gas

Assay Laboratory - PGVP Vendor ID: A12012

AIR LIQUIDE AMERICA SPECIALTY GASES LLC  
6141 EASTON ROAD, BLDG 1  
PLUMSTEADVILLE, PA 18949-0310

P.O. No.: 3-2-12  
Document # : 45080578-002

Customer  
FLORIDA POWER & LIGHT  
FORT MYERS PLANT  
10650 STATE RD 80  
FORT MYERS FL 33905  
US

#### ANALYTICAL INFORMATION

Gas Type : NO

This certification was performed according to EPA Traceability Protocol For Assay & Certification of Gaseous Calibration Standards; Procedure G-1; September, 1997.

Cylinder Number: CC78672 ✓ Certification Date: 29Feb2012 Exp. Date: 28Feb2014  
Cylinder Pressure\*\*\*: 2000 PSIG

COMPONENT	CERTIFIED CONCENTRATION (Moles)	ACCURACY**	TRACEABILITY
NITRIC OXIDE	18.21 PPM	+/- 1%	Direct NIST and VSL
NITROGEN - OXYGEN FREE	BALANCE		
TOTAL OXIDES OF NITROGEN	18.33 PPM		Reference Value Only

\*\*\* Do not use when cylinder pressure is below 150 psig.  
\*\* Analytical accuracy is based on the requirements of EPA Protocol Procedure G1, September 1997.

#### REFERENCE STANDARD

TYPE/SRM NO.	EXPIRATION DATE	CYLINDER NUMBER	CONCENTRATION	COMPONENT
NTRM 2629	14Jan2013	KAL004309	20.34 PPM	NITRIC OXIDE

#### INSTRUMENTATION

INSTRUMENT/MODEL/SERIAL#	DATE LAST CALIBRATED	ANALYTICAL PRINCIPLE
FTIR/000928781	27Feb2012	FTIR

#### ANALYZER READINGS

(Z = Zero Gas R = Reference Gas T = Test Gas r = Correlation Coefficient)

First Triad Analysis

Second Triad Analysis


Calibration Curve

##### NITRIC OXIDE

Date: 20Feb2012 Response Unit: PPM  
Z1 = -0.02997 R1 = 20.23883 T1 = 18.15776  
R2 = 20.25055 Z2 = -0.02980 T2 = 18.18267  
Z3 = -0.01034 T3 = 18.20925 R3 = 20.29845  
Avg. Concentration: 18.25 PPM

Date: 29Feb2012 Response Unit: PPM  
Z1 = 0.00117 R1 = 20.35949 T1 = 18.18228  
R2 = 20.37780 Z2 = 0.00469 T2 = 18.18345  
Z3 = 0.01256 T3 = 18.26780 R3 = 20.41501  
Avg. Concentration: 18.16 PPM

Concentration = A + Bx + Cx<sup>2</sup> + Dx<sup>3</sup> + Ex<sup>4</sup>  
r = 9.99997E-1  
Constants: A = 0.00000E+0  
B = 9.97369E-1 C = 1.80000E-5  
D = 0.00000E+0 E = 0.00000E+0



APPROVED BY:

*Michael A. Kuhns*  
Michael A. Kuhns



---

To: **Jeff Moyer**

Date: **May 29 & 30, 2013**

From: **Arturo Mocha**

Department: **Emissions Test Group**

Subject: **NOx & O2 Linearity Check  
2nd Quarter 2013  
Fort Myers Unit No. CT3A-3B Peaker**

An NOx & O2 Linearity Check was conducted at Fort Myers Unit No. CT3A-3B Peaker stacks new cems analyzers on May 29 & 30, 2013 by the Emission Test Group. EPA Methods according to 40 CFR 75 Appendix A were used for accuracy determination.

A summary of the pertinent data is attached.

If you have any questions regarding this test, please contact me at the Emissions Office, 228-5089.

A handwritten signature in cursive script that reads 'Arturo Mocha'.

**Arturo J. Mocha  
Florida Power & Light  
Emissions Technician**

Plant PFM

Unit 3A & 3B

Date 5/29-30/13

### CT CEMS Condition Assessment Worksheet

	YES	NO
1. Was the control room notified prior to performing audit?	<input checked="" type="checkbox"/>	<input type="checkbox"/>
Comments _____		
2. Sample probe filter vacuum < - 7 in. HG?	<input checked="" type="checkbox"/>	<input type="checkbox"/>
Comments _____		
3. NOx and O2 analyzer sample pressure set at 3 psi?	<input checked="" type="checkbox"/>	<input type="checkbox"/>
Comments _____		
4. O2 analyzer calibration pressure at 15 psi?	<input checked="" type="checkbox"/>	<input type="checkbox"/>
Comments _____		
5. NOx sample flow rate at 1.8 LPM?	<input checked="" type="checkbox"/>	<input type="checkbox"/>
Comments _____		
6. O2 sample flow rate at 1.0 LPM?	<input checked="" type="checkbox"/>	<input type="checkbox"/>
Comments _____		
7. Calibration flow at 6 LPM?	<input checked="" type="checkbox"/>	<input type="checkbox"/>
Comments _____		
8. Are Span gas cylinders data entered correctly into the Netdahs?	<input checked="" type="checkbox"/>	<input type="checkbox"/>
Comments _____		
9. Are Span gas cylinders properly secured and pressures > 250 psi?	<input checked="" type="checkbox"/>	<input type="checkbox"/>
Comments _____		
10. Is plant calibration Zero/Span gas expired?	<input type="checkbox"/>	<input checked="" type="checkbox"/>
Comments _____		
11. Calibration span gas values (O2 & NOx) within analyzer range (85 to 90%)?	<input checked="" type="checkbox"/>	<input type="checkbox"/>
Comments _____		
12. Is the Zero/Span gas certification of analysis available?	<input checked="" type="checkbox"/>	<input type="checkbox"/>
Comments _____		
13. Does the Zero calibration gas meet Part 72 requirements? (CO<0.5ppm, CO2<1ppm, NOx<0.1ppm, SO2<0.1ppm, THC<0.1ppm)	<input checked="" type="checkbox"/>	<input type="checkbox"/>
Comments _____		



14. Are any alarm or out-of-control conditions shown on the DAHS summary screen?

Comments \_\_\_\_\_

15. Overall, is the outside of shed in good condition, inside free of dirt, debris and trash?

Comments \_\_\_\_\_

16. Is shed free of ozone odor?

Comments \_\_\_\_\_

17. On completion of LA, is regulator set between 18-20 psi (PFM) or 20-30 psi (PSN)?

Comments \_\_\_\_\_

**FLORIDA POWER & LIGHT  
CONTINUOUS EMISSION MONITORS  
LINEARITY CHECK WORKSHEET**

Plant Fort Myers  
Unit 3A Peaker

Date 05/29/13 Quarter 2nd 2013  
Technician A. Mocha

NOx ANALYZER
Manufacturer Thermo
Serial # 421LS-1308857427
Span Setting 0 - 200ppm
Component ID 002
Monitoring Sys. ID 102
Unit/Stack ID FMCT3A

	Time (EST)	Reference Value	Monitor Value	PPM Difference	Linearity Error	PROTOCOL 1 TANK SERIAL #	Pass/Fail
Low	1407	55.30	56.3	1.00	<or= 5 %  1.6		
	1415	55.30	56.1	0.80		ALM015432	
	1427	55.30	56.1	0.80			PASS
Mid	1411	110.50	111.5	1.00	0.9		
	1419	110.50	111.6	1.10		ALM039588	
	1431	110.50	111.4	0.90			PASS
High	1403	177.80	180.4	2.60	1.3		
	1423	177.80	180.0	2.20		AAL20381	
	1435	177.80	180.1	2.30			PASS

O2 ANALYZER
Manufacturer Servomex
Serial # 01440D1/4789
Span Setting 0 - 25 %
Component ID 003
Monitoring Sys. ID 102
Unit/Stack ID FMCT3A

	Time (EST)	Reference Value	Monitor Value	PPM Difference	Linearity Error	PROTOCOL 1 TANK SERIAL #	Pass/Fail
Low	1438	5.414	5.2	-0.21	<or= 5 %  2.7		
	1447	5.414	5.3	-0.11		CC34209	
	1456	5.414	5.3	-0.11			PASS
Mid	1441	13.80	13.6	-0.20	1.4		
	1450	13.80	13.6	-0.20		CC164091	
	1459	13.80	13.6	-0.20			PASS
High	1444	20.90	20.7	-0.20	0.5		
	1453	20.90	20.8	-0.10		Instr. Air	
	1502	20.90	20.9	0.00			PASS



6141 EASTON ROAD, BLDG 1, PLUMSTEADVILLE, PA 18949-0310 Phone: 800-331-4953 Fax: 215-766-7226

**RATA CLASS***Dual-Analyzed Calibration Standard***CERTIFICATE OF ACCURACY: EPA Protocol Gas**

Assay Laboratory - PGVP Vendor ID: A12012  
 AIR LIQUIDE AMERICA SPECIALTY GASES LLC  
 6141 EASTON ROAD, BLDG 1  
 PLUMSTEADVILLE, PA 18949-0310

P.O. No.:  
 Document #: 47503897-001  
 Folio #: 180 PPM NO/N2

Customer  
 FLORIDA POWER  
 10650 STATE RD 80  
 FORT MYERS, FL 33905

**ANALYTICAL INFORMATION Gas Type : NO,BALN**

This certification was performed according to EPA Traceability Protocol For Assay &amp; Certification of Gaseous Calibration Standards; Procedure G-1; September, 1997.

Cylinder Number: AAL10331  
 Cylinder Pressure\*\*\*: 2004 PSIG

Certification Date: 07Aug2012

Exp. Date: 07Aug2014  
 Batch No: PLU0124586

COMPONENT	CERTIFIED CONCENTRATION (Moles)	ACCURACY**	TRACEABILITY
NITRIC OXIDE	179.6 PPM	+/- 1%	Direct NIST and VSL
NITROGEN - OXYGEN FREE	BALANCE		
TOTAL OXIDES OF NITROGEN	180.4 PPM		Reference Value Only

\*\*\* Do not use when cylinder pressure is below 150 psig.

\*\* Analytical accuracy is based on the requirements of EPA Protocol Procedure G1, September 1997.

**REFERENCE STANDARD**

TYPE/SRM NO.	EXPIRATION DATE	CYLINDER NUMBER	CONCENTRATION	COMPONENT
NTRM 1685	04Jan2018	KAL004337	242.0 PPM	NITRIC OXIDE

**INSTRUMENTATION**

INSTRUMENT/MODEL/SERIAL#	DATE LAST CALIBRATED	ANALYTICAL PRINCIPLE
FTIR/000928781	03Aug2012	FTIR

**ANALYZER READINGS**

(Z=Zero Gas R=Reference Gas T=Test Gas r=Correlation Coefficient)

**First Triad Analysis**

**NITRIC OXIDE**  
 Date: 31Jul2012 Response Unit: PPM  
 Z1=0.16634 R1=241.6990 T1=179.5084  
 R2=241.8215 Z2=0.27542 T2=179.6353  
 Z3=0.33224 T3=179.8671 R3=241.9031  
 Avg. Concentration: 179.7 PPM

**Second Triad Analysis**

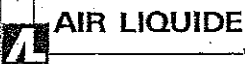
Date: 07Aug2012 Response Unit: PPM  
 Z1=-0.06462 R1=240.9949 T1=178.6052  
 R2=241.1027 Z2=0.01219 T2=179.0217  
 Z3=0.39632 T3=179.0299 R3=241.1038  
 Avg. Concentration: 179.5 PPM

**Calibration Curve**

Concentration=A+Bx+Cx2+Dx3+Ex4  
 r=9.99999E-1  
 Constants: A=0.00000E+0  
 B=9.92688E-1 C=4.80000E-5  
 D=0.00000E+0 E=0.00000E+0

**QUALITY ASSURANCE**

APPROVED BY: Michael A. Kuhns  
 (signature on file)



Air Liquide America  
Specialty Gases LLC



# RATA CLASS

Dual-Analyzed Calibration Standard

6141 EASTON ROAD, BLDG 1, PLUMSTEADVILLE, PA 18949-0310 Phone: 800-331-4953 Fax: 215-766-7226

## CERTIFICATE OF ACCURACY: Interference Free™ Multi-Component EPA Protocol Gas

Assay Laboratory - PGVP Vendor ID: A12012  
AIR LIQUIDE AMERICA SPECIALTY GASES LLC  
6141 EASTON ROAD, BLDG 1  
PLUMSTEADVILLE, PA 18949-0310

P.O. No.: CEM6035  
Document #: 47205917-002

Customer  
FLORIDA P & L EMISSIONS TEST GROUP  
14925 SW 67TH AVENUE  
MIAMI FL 33158  
US

### ANALYTICAL INFORMATION Gas Type : NC

This certification was performed according to EPA Traceability Protocol For Assay & Certification of Gaseous Calibration Standards; Procedure G-1; September, 1997.  
Cylinder Number: ALM015432 Certification Date: 15Aug2012 Exp. Date: 15Aug2014  
Cylinder Pressure\*\*\*: 1986 PSIG Batch No: PLU0121288

COMPONENT	CERTIFIED CONCENTRATION (Moles)	ACCURACY**	TRACEABILITY
CARBON MONOXIDE	296 PPM	+/- 1%	Direct NIST and VSL
NITRIC OXIDE	55.3 PPM	+/- 1%	Direct NIST and VSL
NITROGEN - OXYGEN FREE	BALANCE		
TOTAL OXIDES OF NITROGEN	55.5 PPM		Reference Value Only

\*\*\* Do not use when cylinder pressure is below 150 psig.  
\*\* Analytical accuracy is based on the requirements of EPA Protocol Procedure G1, September 1997.

### REFERENCE STANDARD

TYPE/SRM NO.	EXPIRATION DATE	CYLINDER NUMBER	CONCENTRATION	COMPONENT
NTRM 2636	03Nov2017	KAL004039	240.8 PPM	CARBON MONOXIDE
NTRM 1683	01Nov2013	KAL003429	46.90 PPM	NITRIC OXIDE

### INSTRUMENTATION

INSTRUMENT/MODEL/SERIAL#	DATE LAST CALIBRATED	ANALYTICAL PRINCIPLE
FTIR/000928781	10Aug2012	FTIR
FTIR/000928781	03Aug2012	FTIR

### ANALYZER READINGS

(Z=Zero Gas R=Reference Gas T=Test Gas r=Correlation Coefficient)

#### First Triad Analysis

**CARBON MONOXIDE**  
Date: 08Aug2012 Response Unit: PPM  
Z1=-0.05912 R1=240.8554 T1=296.3047  
R2=240.9180 Z2=-0.01018 T2=296.4110  
Z3=0.06350 T3=296.4440 R3=241.1442  
Avg. Concentration: 296.2 PPM

#### Second Triad Analysis

Date: 15Aug2012 Response Unit: PPM  
Z1=-0.08492 R1=240.7631 T1=296.2462  
R2=240.8022 Z2=0.07731 T2=296.2590  
Z3=0.18410 T3=296.5842 R3=240.9412  
Avg. Concentration: 296.3 PPM

#### Calibration Curve

Concentration = A + Bx + Cx2 + Dx3 + Ex4  
r = 9.99995E-1  
Constants: A = 0.00000E+0  
B = 9.54071E-1 C = 4.22000E-4  
D = 0.00000E+0 E = 0.00000E+0

#### NITRIC OXIDE

Date: 08Aug2012 Response Unit: PPM  
Z1=-0.09417 R1=51.14041 T1=55.33424  
R2=51.18949 Z2=-0.02244 T2=55.37250  
Z3=-0.00100 T3=55.38701 R3=51.19458  
Avg. Concentration: 55.26 PPM

Date: 15Aug2012 Response Unit: PPM  
Z1=-0.03240 R1=46.90843 T1=55.29693  
R2=46.94595 Z2=0.05153 T2=55.39042  
Z3=0.07245 T3=55.39090 R3=46.99583  
Avg. Concentration: 55.31 PPM

Concentration = A + Bx + Cx2 + Dx3 + Ex4  
r = 9.99995E-1  
Constants: A = 0.00000E+0  
B = 9.76781E-1 C = 4.60000E-5  
D = 0.00000E+0 E = 0.00000E+0

APPROVED BY:   
Michael A. Kuhns



Air Liquide America  
Specialty Gases LLC



# RATA CLASS

Dual-Analyzed Calibration Standard

6141 EASTON ROAD, BLDG 1, PLUMSTEADVILLE, PA 18949-0310

Phone: 800-331-4953

Fax: 215-766-7226

## CERTIFICATE OF ACCURACY: Interference Free™ Multi-Component EPA Protocol Gas

Assay Laboratory - PGVP Vendor ID: A12013

AIR LIQUIDE AMERICA SPECIALTY GASES LLC  
6141 EASTON ROAD, BLDG 1  
PLUMSTEADVILLE, PA 18949-0310

P.O. No.: CEM6035  
Document #: 48971265-006

**Customer**

FLORIDA POWER & LIGHT - EMISSIONS T

14925 SW 67TH AVENUE  
ATTN: ARTURO MOCHA  
MIAMI FL 33158  
US

### ANALYTICAL INFORMATION Gas Type : CO,NO,BALN

This certification was performed according to EPA Traceability Protocol For Assay & Certification of Gaseous Calibration Standards; Procedure G-1; September, 1997.

Cylinder Number: ALM039588  
Cylinder Pressure\*\*\*: 1922 PSIG

Certification Date: 04Jan2013

Exp. Date: 05Jan2021  
Batch No: PLU0154934

COMPONENT	CERTIFIED CONCENTRATION (Moles)	ACCURACY**	TRACEABILITY
NITRIC OXIDE	110.5 PPM	+/- 1%	Direct NIST and VSL
CARBON MONOXIDE	662 PPM	+/- 1%	Direct NIST and VSL
NITROGEN - OXYGEN FREE	BALANCE		
TOTAL OXIDES OF NITROGEN	110.9 PPM		Reference Value Only

\*\*\* Do not use when cylinder pressure is below 150 psig.

\*\* Analytical accuracy is based on the requirements of EPA Protocol Procedure G1, September 1997.

### REFERENCE STANDARD

TYPE/SRM NO.	EXPIRATION DATE	CYLINDER NUMBER	CONCENTRATION	COMPONENT
NTRM 1684	22Jul2017	KAL004758	97.60 PPM	NITRIC OXIDE
NTRM 1680	18Jul2017	KAL003922	499.8 PPM	CARBON MONOXIDE

### INSTRUMENTATION

INSTRUMENT/MODEL/SERIAL#	DATE LAST CALIBRATED	ANALYTICAL PRINCIPLE
FTIR//000928781	21Dec2012	FTIR
FTIR//000928781	04Jan2013	FTIR

### ANALYZER READINGS

(Z=Zero Gas R=Reference Gas T=Test Gas r=Correlation Coefficient)

#### First Triad Analysis

#### NITRIC OXIDE

Date: 28Dec2012 Response Unit: PPM  
Z1=-0.07726 R1=97.52743 T1=110.1339  
R2=97.63000 Z2=-0.02117 T2=110.6835  
Z3=0.00955 T3=110.7713 R3=97.73348  
Avg. Concentration: 110.5 PPM

#### Second Triad Analysis

Date: 04Jan2013 Response Unit: PPM  
Z1=-0.07282 R1=97.59982 T1=110.3790  
R2=97.65240 Z2=0.07108 T2=110.7136  
Z3=0.09189 T3=110.7885 R3=97.71223  
Avg. Concentration: 110.6 PPM

#### Calibration Curve

Concentration = A + Bx + Cx<sup>2</sup> + Dx<sup>3</sup> + Ex<sup>4</sup>  
r = 9.99999E-1  
Constants: A = 0.00000E+0  
B = 9.80990E-1 C = 4.30000E-5  
D = 0.00000E+0 E = 0.00000E+0

#### CARBON MONOXIDE


Date: 28Dec2012 Response Unit: PPM  
Z1=0.03620 R1=967.3748 T1=659.4339  
R2=967.8643 Z2=0.43228 T2=660.1663  
Z3=0.51118 T3=660.7519 R3=968.8721  
Avg. Concentration: 661.4 PPM

Date: 04Jan2013 Response Unit: PPM  
Z1=0.04833 R1=498.5901 T1=661.2778  
R2=499.1250 Z2=0.24930 T2=661.4022  
Z3=0.27610 T3=661.5248 R3=499.3362  
Avg. Concentration: 662.5 PPM

Concentration = A + Bx + Cx<sup>2</sup> + Dx<sup>3</sup> + Ex<sup>4</sup>  
r = 1.00000E+0  
Constants: A = 0.00000E+0  
B = 2.83357E-1 C = 2.62000E-4  
D = 0.00000E+0 E = 0.00000E+0

APPROVED BY:

Michael A. Kuhns



6141 EASTON ROAD, BLDG 1, PLUMSTEADVILLE, PA 18949-0310 Phone: 800-331-4853 Fax 215-766-7226

**RATA CLASS***Dual-Analyzed Calibration Standard***CERTIFICATE OF ACCURACY: EPA Protocol Gas**

Assay Laboratory - PGVP Vendor ID: A12012  
 AIR LIQUIDE AMERICA SPECIALTY GASES LLC  
 6141 EASTON ROAD, BLDG 1  
 PLUMSTEADVILLE, PA 18949-0310

P.O. No.: 121812  
 Document #: 49913721-002  
 Folio #: 180 PPM NO/N2

Customer  
 FLORIDA POWER  
 10650 STATE RD 80  
 FORT MYERS, FL 33905

**ANALYTICAL INFORMATION Gas Type : NO,BALN**

This certification was performed according to EPA Traceability Protocol For Assay &amp; Certification of Gaseous Calibration Standards; Procedure G-1; September, 1997.

Cylinder Number: AAL20381  
 Cylinder Pressure\*\*\*: 1999 PSIG

Certification Date: 21Dec2012

Exp. Date: 22Dec2020  
 Batch No: PLL0158075

COMPONENT	CERTIFIED CONCENTRATION (Moles)	ACCURACY**	TRACEABILITY
NITRIC OXIDE	177.8 PPM	+/- 1%	Direct NIST and VSL
NITROGEN - OXYGEN FREE	BALANCE		
TOTAL OXIDES OF NITROGEN	178.9 PPM		Reference Value Only

\*\*\* Do not use when cylinder pressure is below 150 psig.

\*\* Analytical accuracy is based on the requirements of EPA Protocol Procedure G1, September 1997.

**REFERENCE STANDARD**

TYPE/SRM NO.	EXPIRATION DATE	CYLINDER NUMBER	CONCENTRATION	COMPONENT
NITRM 1685	04Jan2018	KAL004443	242.0 PPM	NITRIC OXIDE

**INSTRUMENTATION**

INSTRUMENT/MODEL/SERIAL#	DATE LAST CALIBRATED	ANALYTICAL PRINCIPLE
FTIR/000928781	21Dec2012	FTIR

**ANALYZER READINGS**

(Z=Zero Gas R=Reference Gas T=Test Gas r=Correlation Coefficient)

**First Triad Analysis****NITRIC OXIDE**

Date: 14Dec2012 Response Unit: PPM  
 Z1=-0.84325 R1=241.5110 T1=177.3291  
 R2=241.6998 Z2=-0.12519 T2=177.8162  
 Z3=0.10570 T3=177.8350 R3=241.7748  
 Avg. Concentration: 177.9 PPM

**Second Triad Analysis**

Date: 21Dec2012 Response Unit: PPM  
 Z1=-0.27095 R1=241.3995 T1=177.2448  
 R2=241.6606 Z2=-0.10051 T2=177.2893  
 Z3=-0.05595 T3=177.3988 R3=241.7051  
 Avg. Concentration: 177.6 PPM

**Calibration Curve**

Concentration=A+Bx+Cx2+Dx3+Ex4  
 r=9.99999E-1  
 Constants: A=0.00000E+0  
 B=9.87091E-1 C=4.40000E-5  
 D=0.00000E+0 E=0.00000E+0

**QUALITY ASSURANCE**

APPROVED BY: Michael A. Kuhns  
 (signature on file)



Air Liquide America  
Specialty Gases LLC



# RATA CLASS

## Dual-Analyzed Calibration Standard

6141 EASTON ROAD, BLDG 1, PLUMSTEADVILLE, PA 18949-0310 Phone: 800-331-4953 Fax: 215-766-7226

### CERTIFICATE OF ACCURACY: EPA Protocol Gas

Assay Laboratory - PGVP Vendor ID: A12013

AIR LIQUIDE AMERICA SPECIALTY GASES LLC  
6141 EASTON ROAD, BLDG 1  
PLUMSTEADVILLE, PA 18949-0310

P.O. No.: CEM6035  
Document # : 49987543-007

Customer  
FLORIDA POWER & LIGHT - EMISSIONS

14925 SW 67TH AVENUE  
ATTN: ARTURO MOCHA  
MIAMI FL 33158  
US

#### ANALYTICAL INFORMATION Gas Type : CO2,O2,BALN

This certification was performed according to EPA Traceability Protocol For Assay & Certification of Gaseous Calibration Standards; Procedure G-1; September, 1997.

Cylinder Number: CC164091 Certification Date: 02Apr2013 Exp. Date: 03Apr2021  
Cylinder Pressure\*\*\*: 2000 PSIG Batch No: PLU0178699

COMPONENT	CERTIFIED CONCENTRATION (Moles)	ACCURACY**	TRACEABILITY
OXYGEN	13.8 %	+/- 1%	Direct NIST and VSL
CARBON DIOXIDE	5.03 %	+/- 1%	Direct NIST and VSL
NITROGEN	BALANCE		

\*\*\* Do not use when cylinder pressure is below 150 psig.  
\*\* Analytical accuracy is based on the requirements of EPA Protocol Procedure G1, September 1997.

#### REFERENCE STANDARD

TYPE/SRM NO.	EXPIRATION DATE	CYLINDER NUMBER	CONCENTRATION	COMPONENT
NTRM 2658	15May2018	ALM065278	9.930 %	OXYGEN
NTRM 2000	01Jun2013	K026511	5.006 %	CARBON DIOXIDE

#### INSTRUMENTATION

INSTRUMENT/MODEL/SERIAL#	DATE LAST CALIBRATED	ANALYTICAL PRINCIPLE
MTI/M200/170927	01Apr2013	GC-TCD
MTI/M200/170927	26Mar2013	GC-TCD

#### ANALYZER READINGS

(Z=Zero Gas R=Reference Gas T=Test Gas r=Correlation Coefficient)

First Triad Analysis	Second Triad Analysis	Calibration Curve
<b>OXYGEN</b> Date: 02Apr2013 Response Unit:AREA Z1=0.00000 R1=159800.0 T1=222138.0 R2=160106.0 Z2=0.00000 T2=222422.0 Z3=0.00000 T3=222411.0 R3=160160.0 Avg. Concentration: 13.80 %	<b>CARBON DIOXIDE</b> Date: 02Apr2013 Response Unit:AREA Z1=0.00000 R1=152700.0 T1=153555.0 R2=152827.0 Z2=0.00000 T2=153550.0 Z3=0.00000 T3=153489.0 R3=152888.0 Avg. Concentration: 5.030 %	Concentration = A + Bx + Cx <sup>2</sup> + Dx <sup>3</sup> + Ex <sup>4</sup> r = .999999165 2350 Constants: A = -0.00317034 B = 6.11784E-05 C = D = E =

APPROVED BY:   
JOHN C. FITZ

## CERTIFICATE OF ANALYSIS

### Grade of Product: EPA Protocol

Part Number: E03NI84E15A0867	Reference Number: 122-124276414-1
Cylinder Number: CC342409	Cylinder Volume: 150 Cu.Ft.
Laboratory: ASG - Durham - NC	Cylinder Pressure: 2015 PSIG
PGVP Number: B22011	Valve Outlet: 590
Gas Code: OC2	Analysis Date: Aug 01, 2011

**Expiration Date: Aug 01, 2014**

Certification performed in accordance with "EPA Traceability Protocol (Sept. 1997)" using the assay procedures listed. Analytical Methodology does not require correction for analytical interferences. This cylinder has a total analytical uncertainty as stated below with a confidence level of 95%. There are no significant impurities which affect the use of this calibration mixture. All concentrations are on a volume/volume basis unless otherwise noted.  
Do Not Use This Cylinder below 150 psig, i.e. 1 Mega Pascal

ANALYTICAL RESULTS				
Component	Element	ASTM	Protocol	Total (Std/Us)
				Uncertainty
OXYGEN	99.999	100	100	0.001
CARBON DIOXIDE	0.001	0.001	0.001	0.001
NITROGEN	0.000	0.000	0.000	0.000

#### CALIBRATION STANDARDS

Type	Lot ID	Cylinder No	Concentration	Expiration Date
090606	090606	CC262103	9.921% CARBON DIOXIDE/NITROGEN	Apr 10, 2013
110607	110607	CC338163	4.851% OXYGEN/NITROGEN	Jan 21, 2017

#### ANALYTICAL EQUIPMENT

Instrument/Make/Model	Analytical Principle	Last Multipoint Calibration
Horiba VIA-510 CO2	Infrared	Jul 22, 2011
Horiba MPA-510 O2 (0-25%)	Paramagnetic	Jul 22, 2011

Triad Data Available Upon Request

Notes:

Signature on file

Approved for Release



CONTINUOUS EMISSION MONITORING SYSTEM  
RELATIVE ACCURACY TEST AUDIT  
FLORIDA POWER & LIGHT COMPANY  
FORT MYERS POWER PLANT  
COMBUSTION TURBINE UNIT No.3B  
May 30, 2013

TEST PERFORMED BY:  
FLORIDA POWER & LIGHT  
PRODUCTION ASSURANCE  
700 UNIVERSE BLVD.  
JUNO BEACH, FLORIDA 33408

CERTIFICATION OF VALIDITY

Relative Accuracy Test Audit  
Plant: Fort Myers  
Unit: CT 3B  
Test Date(s): May 30, 2013

I hereby certify that the information provided in this emission test report relative to tests conducted at the above facility on the above date is true and correct, to the best of my knowledge, information and belief.

  
John Mirino

Emission Test Coordinator

PERSONNEL, PROCEDURES & SUMMARY OF RESULTS

FORT MYERS CT 3B

05/30/2013

SCOPE OF WORK

The Production Assurance Emission Test Group of Florida Power & Light conducted a relative accuracy test on the Nitrogen Oxides (NOx) continuous emission monitoring system (CEM) which is installed at the Fort Myers Plant Unit No. CT 3B. Said test was performed on May 30, 2013 to evaluate the relative accuracy of this Nox analyzer in accordance with EPA 40 CFR 75, Appendix A.

TEST CREW:

J. A. Mirino (Test Coordinator)

Art Mocha

REPORT COMPILATION:

J. A. Mirino

SUMMARY OF RESULTS

	PERFORMANCE REQUIRED	PERFORMANCE DEMONSTRATED
NOx(lb/mmBtu)	< or = 7.5 % or + or - 0.015 lbs/mmBtu of the reference value	6.64% 0.0017

Description

Units 3A (Emission Unit EU 027) and 3B (EU 028) are simple-cycle combustion turbine peaking units. Each unit is a 170 MW General Electric MS7241FA gas-fired combustion turbine-generator with a 100.5-foot stack. Each unit also utilizes a natural gas pre heater with a 30-foot stack (EU 029 & 030).

## Field Procedures

The Flue gas is continuously withdrawn from the stack exhaust at a constant rate thru a stainless steel heated filter, probe and 3/8-inch O.D. Teflon sample line to a moisture removal system. The moisture removal system (gas conditioner) is designed for minimal contact between the condensate and sample gas in order to prevent any reaction between the moisture and measured pollutants. All the components of the sampling system are constructed of Teflon and stainless steel.

The gas conditioning section of the sampling system is fabricated with a stainless steel coil and moisture collection vessel to prevent bubbling. The coil and collection vessel are cooled in an enclosed ice water bath to ensure complete moisture removal. The moisture is drained from the vessel at the end of the test.

The dry sample gas exiting the gas conditioning section is transported thru a 3/8-inch O.D Teflon unheated line to a climate controlled environment (test truck). Inside the test truck the sample gas goes into a second gas conditioning chiller to remove any potential pass thru moisture, then to a diaphragm pump. The moisture is continuously drained via an external peristaltic pump. The Teflon lined diaphragm pump delivers positive pressure to the instrument system.

The instrument system consists of a stainless steel manifold, analyzers and sample panel which house the flow control valves and rotameters. The control valves are used to deliver a constant sample flow and pressure to the analyzers. Rotameters and pressure gauges are used to monitor the sample flow and pressure. Before each test, the sampling system is leaked checked by closing the end at the sample probe. The system pressure is brought to 20 inches of vacuum. Acceptable system leak check is less than 2 inches pressure drop in one minute.

Analyzer calibration error is calculated by the difference between the known calibration gas concentration and the concentration exhibited by each analyzer. Bias checks are performed by comparing calibration responses through the entire sampling system to these exhibited at the analyzer. EPA 1 protocol gases are used to calibrate and check the analyzers. Acceptable system performance checks must not exceed +/-2% calibration error, +/-5% system bias check, +/-3% upscale span drift.

To determine the sampling location a stratification test is conducted per method 7E. During the stratification test three points are traversed from each of the four ports. From these traverse points a single sampling point is selected.

## Reference Method Analyzer Principles of Operation

### Method 3A: Determination of Oxygen and Carbon Dioxide (O<sub>2</sub>/CO<sub>2</sub>)

Flue gas is continuously analyzed for oxygen and carbon dioxide using a Servomex O<sub>2</sub> 1400 series analyzer using the electron paramagnetic principle and a CO<sub>2</sub> Servomex 1440 series analyzer using the Non-Dispersive Infrared principle.

### Method 7E: Determination of Nitrogen Oxides (Nox)

Flue gas is continuously analyzed for nitrogen oxides using a Thermo Electron 42C or Rosemount Analytical 951A analyzer utilizing the Chemiluminescence principle. A NO<sub>2</sub> in nitrogen certified gas cylinder is used to verify at least 90% converter efficiency.

## Data Acquisition

The Telogger data recording system is designed to perform automatic data collection from remote locations using analog channels measuring analog signal inputs. Depending on analyzer, the analog output signals may be 0-1, or 0-10 volts. The system consists of a Telog recorder and Teloggers for Windows software running on a personal computer.

The Telog recorder monitors the analyzer input signals at a programmed sample rate of once per second.

Once a sample has been taken, the recorder saves the results in a temporary buffer. After a user-programmable recording interval, one or two minute average depending on type of test (RATA, Gas Compliance) the recorder analyzes the samples. Summary statistics are computed by the recorder and stored into the recorder's memory. These 'recorded values' are the values that are collected and displayed for analysis.

Whenever data is collected from any Telog recorder, the recording process continues. No data is lost during the process of collecting the data from the recorder. Typically, the recorder buffers any data that is collected during the communications session, and stores this new data into memory after the data collection process has completed. After the completion of the communications session, Teloggers stores the collected data into the currently active Teloggers database. After each test run the averages are generated and copied into an excel field data sheet.

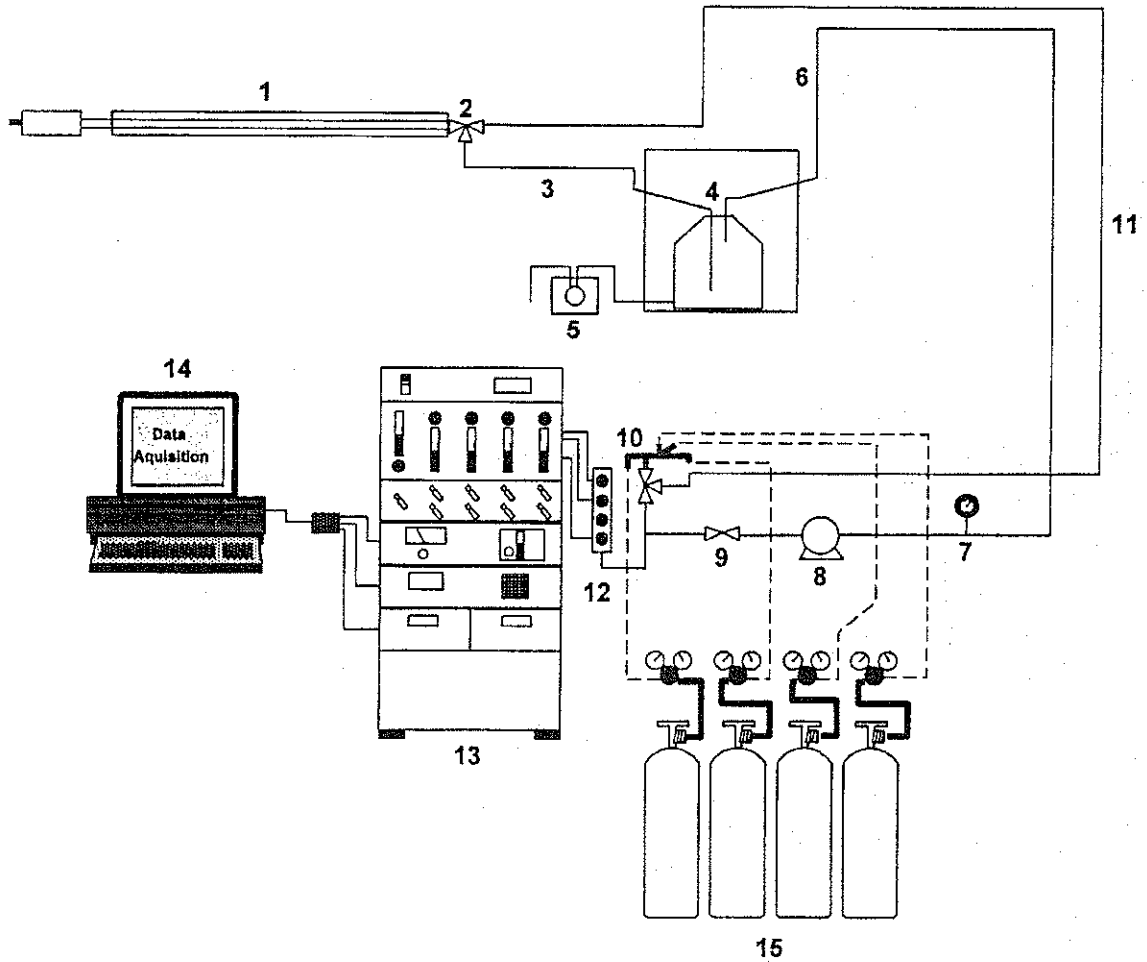
## Continuous Emission Monitoring System (CEMS) Description

Florida Power & Light facilities use two different types of CEMS. Combustion turbine units are typically equipped with dry-extractive CEMS whereas all other units are equipped with dilution CEMS. However, all flue gas pollutant and diluent measurements are made on a wet basis. Effluent gas withdrawn from the sampling source is filtered and transported through a heated sample line to a sampling conditioning system. The conditioning system is located in a climate enclosed shelter and filtered a second time. A chiller inside the shelter removes the flue gas moisture and supplies it to analyzers housed in cabinet racks.

The CEMS Data Acquisition and Reporting are controlled by a Data Acquisition and Handling System (DAHS). The DAHS provides automated data monitoring and management capabilities to the CEMS. The CEMS has a Programmable Logic Controller (PLC). The PLC transmits data from the analyzers to the DAHS and generates and logs one minute averages. In the DAHS, necessary reports are generated for use in the compliance and Relative Accuracy Test Audit (RATA) reports.

Automatic zero and span calibrations are performed on the CEMS system every 24 hours and stored in the DAHS. All calibration gases are manufactured to EPA Traceability Protocol Assay and Certification of Gaseous Calibration Standards and are certified by the vendor to meet such criteria.

# EPA Method 3A, 7E & 10 Sampling Train



1. HEATED STAINLESS STEEL PROBE WITH FILTER
2. THREE WAY VALVE
3. HEATED SAMPLE LINE
4. MOISTURE REMOVAL SAMPLING CHILLER
5. MOISTURE REMOVAL PUMP
6. 3/8" O.D. SAMPLE LINE

7. VACUUM GAUGE
8. VACUUM PUMP
9. SAMPLE VALVE
10. CALIBRATION MANIFOLD
11. CALIBRATION GAS LINE
12. GAS MANIFOLD

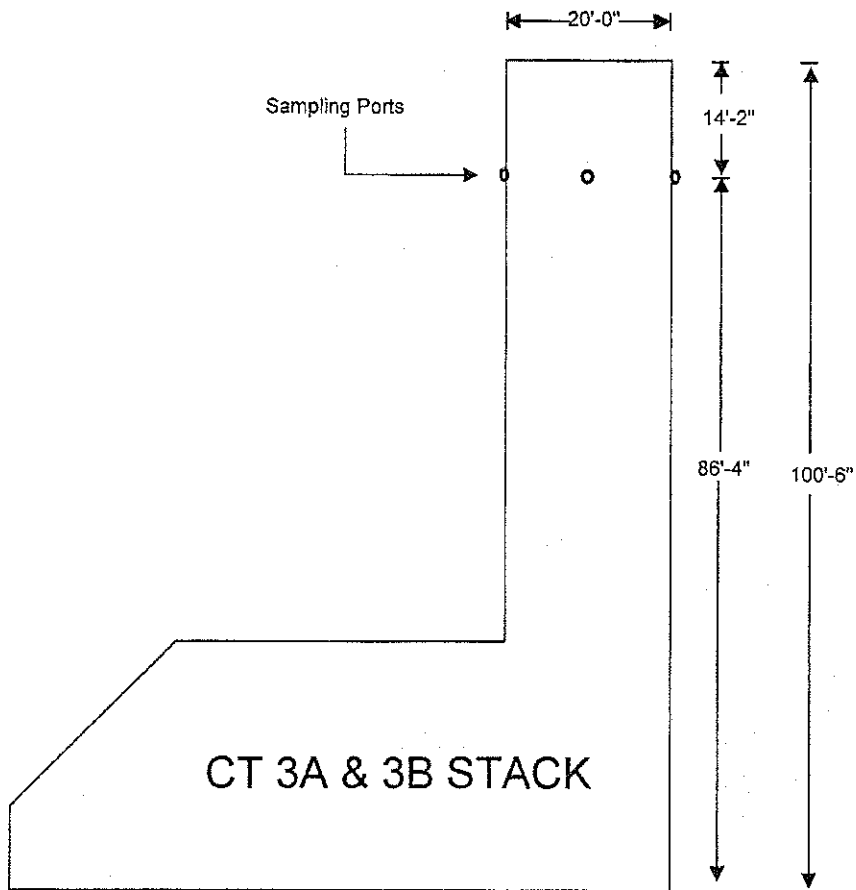
13. O<sub>2</sub>/CO<sub>2</sub>, NO<sub>x</sub> & CO ANALYZERS
14. DATA ACQUISITION SYSTEM
15. EPA PROTOCOL 1 CALIBRATION GASES

**PFM COMBUSTION TURBINE 3A & 3B STACK**  
**FLORIDA POWER & LIGHT CO.**  
**SAMPLING SPECIFICATIONS**

Pollutant and diluent sampling is conducted at one point based on a twelve point traverse as per 40 CFR Part 60, App. A-4, Method 7E, 8.1.2.

**STACK SPECIFICATIONS**

SAMPLING DIAMETER: 240.0 in.  
SAMPLING AREA: 314.0 sq. ft.  
SAMPLING PORT DEPTH: 10.0 in.  
NOTE: DRAWING IS NOT TO SCALE





FLORIDA POWER & LIGHT

Unit PFM 3A

Date 5-29-2013

SYSTEM RESPONSE TIME

Analyzer Type: <u>CO</u>	Span Gas value: <u>9.98</u>
Serial Number: <u>00004483</u>	Analyzer Range: <u>0-10</u>
Method: <u>10</u>	Sampling Train Length: <u>240'</u>
Upscale Response Time: <u>95</u> seconds (high or mid level gas)	
Low-Level Response Time: <u>101</u> seconds (zero gas)	
System Response Time: <u>101</u> seconds (longer time interval)	

Method 6C, 7E, 10 & 20 system response procedure:

Introduce the upscale calibration gas until stable reading is achieved, record value.  
Next introduce low level zero gas until stable reading is achieved, record value.  
The longer interval is the response time.

## FLORIDA POWER & LIGHT

Unit: PFM 3A & 3B  
 Checked by: John Mirino

Test Date: 5/29-30/2013  
 Check Date: 6/18/2013

### NO<sub>2</sub> to NO Converter Efficiency Check

Analyzer : Thermo 42C	NO <sub>2</sub> Audit Gas Value (C <sub>v</sub> ): 51.6 cylinder ID ALM039021
Serial Number: 0600314587	
Method: 7E	NO Calibration Gas Value: 56.55 cylinder ID CC257158
NO & Zero	
Date & Time Calibration	NO <sub>2</sub> to NO Conversion Efficiency Test using Equation 7E-7
6/18/2013 7:54 0.03	
6/18/2013 8:00 56.7	$\text{Eff}_{\text{NO}_2} = \frac{C_{\text{Dir}}}{C_v} \times 100$
NO <sub>2</sub> Audit Gas	
6/18/2013 8:04 51.60	
6/18/2013 8:05 51.73	
6/18/2013 8:06 51.75	Eff NO <sub>2</sub> = 100.2
6/18/2013 8:07 51.73	
AVERAGE 51.70 (C <sub>Dir</sub> )	

**Method 7E NO<sub>2</sub> to NO Conversion Efficiency Test**

**8.2.4.1.** Introduce NO<sub>2</sub> converter efficiency gas to the analyzer in direct calibration mode and record the NO<sub>x</sub> concentration displayed by the analyzer. Calculate the converter efficiency using Equation 7E-7 in Section 12.7. The specification for converter efficiency in Section 13.5 must be met. The NO<sub>2</sub> to NO conversion efficiency, calculated according to Equation 7E-7, must be greater than or equal to 90 percent.

Eff NO<sub>2</sub> = NO<sub>2</sub> to NO converter efficiency, percent.

C<sub>Dir</sub> = Measured concentration of a calibration gas when introduced in direct calibration mode, ppmv.

C<sub>v</sub> = Manufacturer certified concentration of a calibration gas, ppmv.

## SAMPLE CALCULATIONS

Nox CONCENTRATION, LB/DSCF:

$$C \text{ (lb/dscf)} = Cd \text{ (ppm)} * (2.59 * 10E-9) * (\text{molecular wt.}).$$

$$Cd \text{ (ppm)} = \text{Nox concentration dry basis.}$$

Molecular weight = 46.01 for Nox.

EMMISSION RATE, LB/MMBTU:

$$E = C \text{ (lb/dscf)} * Fo * \frac{20.9}{20.9 - O_2}$$

$$C \text{ (lb/dscf)} = \text{Nox concentration, lb / dscf.}$$

$$Fo = 9190 \text{ dscf/mmBtu oil, or } 8710 \text{ dscf/mmBtu gas.}$$

$$O_2 = \text{Percent Oxygen by volume, dry basis.}$$

APPENDIX A

RELATIVE ACCURACY SUMMARY SHEET

FLORIDA POWER AND LIGHT COMPANY  
EMISSION TEST GROUP  
700 UNIVERSE BLVD.  
JUNO BEACH, FLORIDA 33408

**NOx LB/MMBTU RELATIVE ACCURACY**

PLANT: FORT MYERS  
UNIT: CT 3B  
LOAD: NORMAL 161 MW  
DATE: 5/30/2013

ANALYZER: TECO 42-ILS  
SERIAL # 1308857428

RUN	TIME START	TIME END	REFERENCE METHOD (lb/mmBTU)	CEM RESPONSE (lb/mmBTU)	ARITHMETIC DIFFERENCE	DIFFERENCE SQUARED
1	1044	1106	0.031	0.029	0.002	0.000004
2	1116	1138	0.031	0.029	0.002	0.000004
3	1148	1210	0.031	0.029	0.002	0.000004
4	1224	1246	0.031	0.029	0.002	0.000004
5	1256	1318	0.031	0.029	0.002	0.000004
6	1328	1350	0.031	0.029	0.002	0.000004
7	1404	1426	0.030	0.029	0.001	0.000001
8	1436	1458	0.031	0.030	0.001	0.000001
9	1508	1530	0.031	0.030	0.001	0.000001
			AVERAGE	AVERAGE	SUM OF DIFF.	SUM OF THE SQUARES
			0.031	0.029	0.015	0.000027

\*\*MEAN DIFFERENCE,  $\bar{d}$  (Eq. A-7) 0.001667  
 \*\*STANDARD DEVIATION,  $S_d$  (Eq. A-8) 0.000500  
 \*\*CONFIDENCE COEFFICIENT,  $|CC|$  (Eq. A-9) 0.000384

\*\*PERCENT (%) RELATIVE ACCURACY, RA (Eq. A-10) 6.64

OR

\*\*\*RELATIVE ACCURACY + or - 0.015 LB/MMBTU  
OF THE REFERENCE VALUE 0.0017

\*\*BIAS ADJUSTMENT FACTOR, BAF (Eq. A-12) 1.057

\*\*APPLIED BIAS ADJUSTMENT FACTOR, BAF (LOW EMITTER) 1.057

\*\* 40 CFR 75, Appendix A

\* Reflects NetDahs values

APPENDIX B

POLLUTANT FIELD DATA SHEETS

**FLORIDA POWER AND LIGHT CO.  
FORT MYERS UNIT No. 3B**

**ANALYZER CALIBRATION ERROR**

TEST DATE 05/30/13

Run 1

ANALYZER RANGE	CALIBRATION GAS	CERTIFIED GAS VALUE	ANALYZER VALUE	DIFF PPM	% SPAN	ANALYZER SERIAL #
25	ppm NOx	0.00	0.00	0.0	0.0	0600314587
	ppm NOx	12.20	12.40	0.2	0.8	
	ppm NOx	24.40	24.20	-0.2	-0.8	
25	% O2	0.00	0.06	0.1	0.2	01420B701932
	% O2	13.70	3.70	-10.0	-40.9	
	% O2	24.40	24.47	0.1	0.3	
10	% CO2	0.00	0.05	0.1	0.5	1415D3453
	% CO2	5.04	5.06	0.0	0.2	
	% CO2	9.74	9.65	-0.1	-0.9	

**SYSTEM BIAS AND SYSTEM DRIFT DATA**

GAS UNITS	ANALYZER VALUE	PRETEST CHECK	% SPAN	POSTTEST CHECK	% SPAN	% DRIFT
ppm NOx	0.00	0.10	0.4	0.15	0.6	0.2
ppm NOx	12.40	12.45	0.2	12.42	0.1	-0.1
% O2	0.06	0.00	-0.2	0.00	-0.2	0.0
% O2	3.70	13.74	41.0	13.75	41.1	0.0
% CO2	0.05	0.05	0.0	0.05	0.0	0.0
% CO2	5.06	5.09	0.3	5.05	-0.1	-0.4

**UNCORRECTED REFERENCE DATA**

Date & Time	NOx PPM	% O2	% CO2
5/30/2013 10:44	10.45	13.68	4.18
5/30/2013 10:46	10.50	13.69	4.18
5/30/2013 10:48	10.50	13.69	4.19
5/30/2013 10:50	10.50	13.69	4.19
5/30/2013 10:52	10.50	13.69	4.19
5/30/2013 10:54	10.40	13.69	4.19
5/30/2013 10:56	10.35	13.68	4.19
5/30/2013 10:58	10.33	13.69	4.19
5/30/2013 11:00	10.35	13.69	4.19
5/30/2013 11:02	10.43	13.69	4.19
5/30/2013 11:04	10.53	13.69	4.19
5/30/2013 11:06	10.53	13.69	4.19

<b>CORRECTED RESULTS</b>	
NOx PPM	10.23
% O2	13.64
% CO2	4.15
NOx PPM @ 15% O2	8.32
LB/MMBTU NOx	0.031

**FLORIDA POWER AND LIGHT CO.  
FORT MYERS UNIT No. 3B**

**ANALYZER CALIBRATION ERROR**

TEST DATE 05/30/13

Run 2

ANALYZER RANGE	CALIBRATION GAS	CERTIFIED GAS VALUE	ANALYZER VALUE	DIFF PPM	% SPAN	ANALYZER SERIAL #
25	ppm NOx	0.00	0.00	0.0	0.0	0600314587
	ppm NOx	12.20	12.40	0.2	0.8	
	ppm NOx	24.40	24.20	-0.2	-0.8	
25	% O2	0.00	0.06	0.1	0.2	01420B701932
	% O2	13.70	3.70	-10.0	-40.9	
	% O2	24.40	24.47	0.1	0.3	
10	% CO2	0.00	0.05	0.1	0.5	1415D3453
	% CO2	5.04	5.06	0.0	0.2	
	% CO2	9.74	9.65	-0.1	-0.9	

**SYSTEM BIAS AND SYSTEM DRIFT DATA**

GAS UNITS	ANALYZER VALUE	PRETEST CHECK	% SPAN	POSTTEST CHECK	% SPAN	% DRIFT
ppm NOx	0.00	0.15	0.6	0.12	0.5	-0.1
ppm NOx	12.40	12.42	0.1	12.45	0.2	0.1
% O2	0.06	0.00	-0.2	0.00	-0.2	0.0
% O2	3.70	13.75	41.1	13.74	41.0	0.0
% CO2	0.05	0.05	0.0	0.07	0.2	0.2
% CO2	5.06	5.05	-0.1	5.02	-0.4	-0.3

**UNCORRECTED REFERENCE DATA**

Date & Time	NOx PPM	% O2	% CO2
5/30/2013 11:16	10.53	13.69	4.19
5/30/2013 11:18	10.53	13.68	4.19
5/30/2013 11:20	10.53	13.68	4.20
5/30/2013 11:22	10.60	13.68	4.20
5/30/2013 11:24	10.60	13.68	4.20
5/30/2013 11:26	10.53	13.67	4.20
5/30/2013 11:28	10.55	13.66	4.20
5/30/2013 11:30	10.60	13.66	4.20
5/30/2013 11:32	10.55	13.66	4.20
5/30/2013 11:34	10.48	13.66	4.20
5/30/2013 11:36	10.55	13.66	4.20
5/30/2013 11:38	10.53	13.66	4.20

<b>CORRECTED RESULTS</b>	
NOx PPM	10.33
% O2	13.62
% CO2	4.19
NOx PPM @ 15% O2	8.37
LB/MMBTU NOx	0.031



**FLORIDA POWER AND LIGHT CO.  
FORT MYERS UNIT No. 3B**

**ANALYZER CALIBRATION ERROR**

TEST DATE 05/30/13

Run 3

ANALYZER RANGE	CALIBRATION GAS	CERTIFIED GAS VALUE	ANALYZER VALUE	DIFF PPM	% SPAN	ANALYZER SERIAL #
25	ppm NOx	0.00	0.00	0.0	0.0	0600314587
	ppm NOx	12.20	12.40	0.2	0.8	
	ppm NOx	24.40	24.20	-0.2	-0.8	
25	% O2	0.00	0.06	0.1	0.2	01420B701932
	% O2	13.70	3.70	-10.0	-40.9	
	% O2	24.40	24.47	0.1	0.3	
10	% CO2	0.00	0.05	0.1	0.5	1415D3453
	% CO2	5.04	5.06	0.0	0.2	
	% CO2	9.74	9.65	-0.1	-0.9	

**SYSTEM BIAS AND SYSTEM DRIFT DATA**

GAS UNITS	ANALYZER VALUE	PRETEST CHECK	% SPAN	POSTTEST CHECK	% SPAN	% DRIFT
ppm NOx	0.00	0.12	0.5	0.15	0.6	0.1
ppm NOx	12.40	12.45	0.2	12.42	0.1	-0.1
% O2	0.06	0.00	-0.2	0.00	-0.2	0.0
% O2	3.70	13.74	41.0	13.71	40.9	-0.1
% CO2	0.05	0.07	0.2	0.07	0.2	0.0
% CO2	5.06	5.02	-0.4	5.03	-0.3	0.1

**UNCORRECTED REFERENCE DATA**

Date & Time	NOx PPM	% O2	% CO2
5/30/2013 11:48	10.50	13.66	4.19
5/30/2013 11:50	10.45	13.66	4.19
5/30/2013 11:52	10.38	13.65	4.20
5/30/2013 11:54	10.45	13.65	4.19
5/30/2013 11:56	10.50	13.65	4.20
5/30/2013 11:58	10.60	13.64	4.19
5/30/2013 12:00	10.63	13.64	4.19
5/30/2013 12:02	10.63	13.64	4.20
5/30/2013 12:04	10.63	13.64	4.20
5/30/2013 12:06	10.60	13.64	4.20
5/30/2013 12:08	10.55	13.63	4.20
5/30/2013 12:10	10.60	13.63	4.20

<b>CORRECTED RESULTS</b>	
NOx PPM	10.32
% O2	13.62
% CO2	4.20
NOx PPM @ 15% O2	8.36
LB/MMBTU NOx	0.031

**FLORIDA POWER AND LIGHT CO.  
FORT MYERS UNIT No. 3B**

**ANALYZER CALIBRATION ERROR**

TEST DATE 05/30/13

Run 4

ANALYZER RANGE	CALIBRATION GAS	CERTIFIED GAS VALUE	ANALYZER VALUE	DIFF PPM	% SPAN	ANALYZER SERIAL #
25	ppm NOx	0.00	0.00	0.0	0.0	0600314587
	ppm NOx	12.20	12.40	0.2	0.8	
	ppm NOx	24.40	24.20	-0.2	-0.8	
25	% O2	0.00	0.06	0.1	0.2	01420B701932
	% O2	13.70	3.70	-10.0	-40.9	
	% O2	24.40	24.47	0.1	0.3	
10	% CO2	0.00	0.05	0.1	0.5	1415D3453
	% CO2	5.04	5.06	0.0	0.2	
	% CO2	9.74	9.65	-0.1	-0.9	

**SYSTEM BIAS AND SYSTEM DRIFT DATA**

GAS UNITS	ANALYZER VALUE	PRETEST CHECK	% SPAN	POSTTEST CHECK	% SPAN	% DRIFT
ppm NOx	0.00	0.15	0.6	0.07	0.3	-0.3
ppm NOx	12.40	12.42	0.1	12.42	0.1	0.0
% O2	0.06	0.00	-0.2	0.00	-0.2	0.0
% O2	3.70	13.71	40.9	13.68	40.8	-0.1
% CO2	0.05	0.07	0.2	0.07	0.2	0.0
% CO2	5.06	5.03	-0.3	5.04	-0.2	0.1

**UNCORRECTED REFERENCE DATA**

Date & Time	NOx PPM	% O2	% CO2
5/30/2013 12:24	10.50	13.61	4.18
5/30/2013 12:26	10.53	13.63	4.19
5/30/2013 12:28	10.53	13.63	4.19
5/30/2013 12:30	10.58	13.63	4.19
5/30/2013 12:32	10.65	13.63	4.19
5/30/2013 12:34	10.68	13.63	4.19
5/30/2013 12:36	10.70	13.63	4.19
5/30/2013 12:38	10.65	13.64	4.19
5/30/2013 12:40	10.63	13.64	4.19
5/30/2013 12:42	10.55	13.64	4.19
5/30/2013 12:44	10.43	13.64	4.19
5/30/2013 12:46	10.48	13.64	4.19

<b>CORRECTED RESULTS</b>	
NOx PPM	10.37
% O2	13.64
% CO2	4.18
NOx PPM @ 15% O2	8.42
LB/MMBTU NOx	0.031

**FLORIDA POWER AND LIGHT CO.  
FORT MYERS UNIT No. 3B**

**ANALYZER CALIBRATION ERROR**

TEST DATE 05/30/13

Run 5

ANALYZER RANGE	CALIBRATION GAS	CERTIFIED GAS VALUE	ANALYZER VALUE	DIFF PPM	% SPAN	ANALYZER SERIAL #
25	ppm NOx	0.00	0.00	0.0	0.0	0600314587
	ppm NOx	12.20	12.40	0.2	0.8	
	ppm NOx	24.40	24.20	-0.2	-0.8	
25	% O2	0.00	0.06	0.1	0.2	01420B701932
	% O2	13.70	3.70	-10.0	-40.9	
	% O2	24.40	24.47	0.1	0.3	
10	% CO2	0.00	0.05	0.1	0.5	1415D3453
	% CO2	5.04	5.06	0.0	0.2	
	% CO2	9.74	9.65	-0.1	-0.9	

**SYSTEM BIAS AND SYSTEM DRIFT DATA**

GAS UNITS	ANALYZER VALUE	PRETEST CHECK	% SPAN	POSTTEST CHECK	% SPAN	% DRIFT
ppm NOx	0.00	0.07	0.3	0.10	0.4	0.1
ppm NOx	12.40	12.42	0.1	12.44	0.2	0.1
% O2	0.06	0.00	-0.2	0.00	-0.2	0.0
% O2	3.70	13.68	40.8	13.66	40.7	-0.1
% CO2	0.05	0.07	0.2	0.06	0.1	-0.1
% CO2	5.06	5.04	-0.2	5.00	-0.6	-0.4

**UNCORRECTED REFERENCE DATA**

Date & Time	NOx PPM	% O2	% CO2
5/30/2013 12:56	10.40	13.65	4.18
5/30/2013 12:58	10.50	13.65	4.18
5/30/2013 13:00	10.60	13.64	4.18
5/30/2013 13:02	10.60	13.64	4.18
5/30/2013 13:04	10.60	13.64	4.18
5/30/2013 13:06	10.45	13.64	4.18
5/30/2013 13:08	10.45	13.63	4.19
5/30/2013 13:10	10.48	13.64	4.19
5/30/2013 13:12	10.50	13.63	4.19
5/30/2013 13:14	10.58	13.63	4.19
5/30/2013 13:16	10.55	13.63	4.19
5/30/2013 13:18	10.53	13.63	4.19

<b>CORRECTED RESULTS</b>	
NOx PPM	10.31
% O2	13.67
% CO2	4.19
NOx PPM @ 15% O2	8.41
LB/MMBTU NOx	0.031

**FLORIDA POWER AND LIGHT CO.  
FORT MYERS UNIT No. 3B**

**ANALYZER CALIBRATION ERROR**

TEST DATE 05/30/13

Run 6

ANALYZER RANGE	CALIBRATION GAS	CERTIFIED GAS VALUE	ANALYZER VALUE	DIFF PPM	% SPAN	ANALYZER SERIAL #
25	ppm NOx	0.00	0.00	0.0	0.0	0600314587
	ppm NOx	12.20	12.40	0.2	0.8	
	ppm NOx	24.40	24.20	-0.2	-0.8	
25	% O2	0.00	0.06	0.1	0.2	01420B701932
	% O2	13.70	3.70	-10.0	-40.9	
	% O2	24.40	24.47	0.1	0.3	
10	% CO2	0.00	0.05	0.1	0.5	1415D3453
	% CO2	5.04	5.06	0.0	0.2	
	% CO2	9.74	9.65	-0.1	-0.9	

**SYSTEM BIAS AND SYSTEM DRIFT DATA**

GAS UNITS	ANALYZER VALUE	PRETEST CHECK	% SPAN	POSTTEST CHECK	% SPAN	% DRIFT
ppm NOx	0.00	0.10	0.4	0.07	0.3	-0.1
ppm NOx	12.40	12.44	0.2	12.50	0.4	0.2
% O2	0.06	0.00	-0.2	0.00	-0.2	0.0
% O2	3.70	13.66	40.7	13.70	40.9	0.2
% CO2	0.05	0.06	0.1	0.07	0.2	0.1
% CO2	5.06	5.00	-0.6	5.02	-0.4	0.2

**UNCORRECTED REFERENCE DATA**

Date & Time	NOx PPM	% O2	% CO2
5/30/2013 13:28	10.40	13.61	4.20
5/30/2013 13:30	10.40	13.63	4.19
5/30/2013 13:32	10.55	13.63	4.19
5/30/2013 13:34	10.55	13.63	4.19
5/30/2013 13:36	10.48	13.62	4.19
5/30/2013 13:38	10.50	13.62	4.19
5/30/2013 13:40	10.60	13.63	4.19
5/30/2013 13:42	10.58	13.62	4.19
5/30/2013 13:44	10.48	13.61	4.19
5/30/2013 13:46	10.45	13.61	4.19
5/30/2013 13:48	10.53	13.61	4.19
5/30/2013 13:50	10.40	13.60	4.19

<b>CORRECTED RESULTS</b>	
NOx PPM	10.25
% O2	13.64
% CO2	4.21
NOx PPM @ 15% O2	8.33
LB/MMBTU NOx	0.031

**FLORIDA POWER AND LIGHT CO.  
FORT MYERS UNIT No. 3B**

**ANALYZER CALIBRATION ERROR**

TEST DATE 05/30/13

Run 7

ANALYZER RANGE	CALIBRATION GAS	CERTIFIED GAS VALUE	ANALYZER VALUE	DIFF PPM	% SPAN	ANALYZER SERIAL #
25	ppm NOx	0.00	0.00	0.0	0.0	0600314587
	ppm NOx	12.20	12.40	0.2	0.8	
	ppm NOx	24.40	24.20	-0.2	-0.8	
25	% O2	0.00	0.06	0.1	0.2	01420B701932
	% O2	13.70	3.70	-10.0	-40.9	
	% O2	24.40	24.47	0.1	0.3	
10	% CO2	0.00	0.05	0.1	0.5	1415D3453
	% CO2	5.04	5.06	0.0	0.2	
	% CO2	9.74	9.65	-0.1	-0.9	

**SYSTEM BIAS AND SYSTEM DRIFT DATA**

GAS UNITS	ANALYZER VALUE	PRETEST CHECK	% SPAN	POSTTEST CHECK	% SPAN	% DRIFT
ppm NOx	0.00	0.07	0.3	0.05	0.2	-0.1
ppm NOx	12.40	12.50	0.4	12.42	0.1	-0.3
% O2	0.06	0.00	-0.2	0.00	-0.2	0.0
% O2	3.70	13.70	40.9	13.62	40.5	-0.3
% CO2	0.05	0.07	0.2	0.04	-0.1	-0.3
% CO2	5.06	5.02	-0.4	5.02	-0.4	0.0

**UNCORRECTED REFERENCE DATA**

Date & Time	NOx PPM	% O2	% CO2
5/30/2013 14:04	10.38	13.58	4.19
5/30/2013 14:06	10.38	13.59	4.19
5/30/2013 14:08	10.35	13.58	4.19
5/30/2013 14:10	10.35	13.59	4.19
5/30/2013 14:12	10.40	13.59	4.19
5/30/2013 14:14	10.40	13.59	4.19
5/30/2013 14:16	10.45	13.61	4.19
5/30/2013 14:18	10.45	13.61	4.19
5/30/2013 14:20	10.50	13.60	4.19
5/30/2013 14:22	10.50	13.59	4.20
5/30/2013 14:24	10.48	13.59	4.19
5/30/2013 14:26	10.45	13.59	4.20

<b>CORRECTED RESULTS</b>	
NOx PPM	10.20
% O2	13.63
% CO2	4.20
NOx PPM @ 15% O2	8.28
LB/MMBTU NOx	0.030

**FLORIDA POWER AND LIGHT CO.  
FORT MYERS UNIT No. 3B**

**ANALYZER CALIBRATION ERROR**

TEST DATE 05/30/13

Run 8

ANALYZER RANGE	CALIBRATION GAS	CERTIFIED GAS VALUE	ANALYZER VALUE	DIFF PPM	% SPAN	ANALYZER SERIAL #
25	ppm NOx	0.00	0.00	0.0	0.0	0600314587
	ppm NOx	12.20	12.40	0.2	0.8	
	ppm NOx	24.40	24.20	-0.2	-0.8	
25	% O2	0.00	0.06	0.1	0.2	01420B701932
	% O2	13.70	3.70	-10.0	-40.9	
	% O2	24.40	24.47	0.1	0.3	
10	% CO2	0.00	0.05	0.1	0.5	1415D3453
	% CO2	5.04	5.06	0.0	0.2	
	% CO2	9.74	9.65	-0.1	-0.9	

**SYSTEM BIAS AND SYSTEM DRIFT DATA**

GAS UNITS	ANALYZER VALUE	PRETEST CHECK	% SPAN	POSTTEST CHECK	% SPAN	% DRIFT
ppm NOx	0.00	0.05	0.2	0.05	0.2	0.0
ppm NOx	12.40	12.42	0.1	12.43	0.1	0.0
% O2	0.06	0.00	-0.2	0.01	-0.2	0.0
% O2	3.70	13.62	40.5	13.61	40.5	0.0
% CO2	0.05	0.04	-0.1	0.04	-0.1	0.0
% CO2	5.06	5.02	-0.4	5.03	-0.3	0.1

**UNCORRECTED REFERENCE DATA**

Date & Time	NOx PPM	% O2	% CO2
5/30/2013 14:36	10.63	13.58	4.20
5/30/2013 14:38	10.65	13.58	4.20
5/30/2013 14:40	10.63	13.56	4.21
5/30/2013 14:42	10.60	13.56	4.21
5/30/2013 14:44	10.63	13.56	4.21
5/30/2013 14:46	10.55	13.56	4.21
5/30/2013 14:48	10.53	13.57	4.21
5/30/2013 14:50	10.55	13.56	4.21
5/30/2013 14:52	10.50	13.56	4.21
5/30/2013 14:54	10.60	13.56	4.21
5/30/2013 14:56	10.58	13.56	4.21
5/30/2013 14:58	10.63	13.56	4.21

<b>CORRECTED RESULTS</b>	
NOx PPM	10.39
% O2	13.65
% CO2	4.21
NOx PPM @ 15% O2	8.45
LB/MMBTU NOx	0.031

**FLORIDA POWER AND LIGHT CO.  
FORT MYERS UNIT No. 3B**

**ANALYZER CALIBRATION ERROR**

TEST DATE 05/30/13

Run 9

ANALYZER RANGE	CALIBRATION GAS	CERTIFIED GAS VALUE	ANALYZER VALUE	DIFF PPM	% SPAN	ANALYZER SERIAL #
25	ppm NOx	0.00	0.00	0.0	0.0	0600314587
	ppm NOx	12.20	12.40	0.2	0.8	
	ppm NOx	24.40	24.20	-0.2	-0.8	
25	% O2	0.00	0.06	0.1	0.2	01420B701932
	% O2	13.70	3.70	-10.0	-40.9	
	% O2	24.40	24.47	0.1	0.3	
10	% CO2	0.00	0.05	0.1	0.5	1415D3453
	% CO2	5.04	5.06	0.0	0.2	
	% CO2	9.74	9.65	-0.1	-0.9	

**SYSTEM BIAS AND SYSTEM DRIFT DATA**

GAS UNITS	ANALYZER VALUE	PRETEST CHECK	% SPAN	POSTTEST CHECK	% SPAN	% DRIFT
ppm NOx	0.00	0.05	0.2	0.05	0.2	0.0
ppm NOx	12.40	12.43	0.1	12.43	0.1	0.0
% O2	0.06	0.01	-0.2	0.00	-0.2	0.0
% O2	3.70	13.61	40.5	13.62	40.5	0.0
% CO2	0.05	0.04	-0.1	0.05	0.0	0.1
% CO2	5.06	5.03	-0.3	5.02	-0.4	-0.1

**UNCORRECTED REFERENCE DATA**

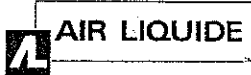
Date & Time	NOx PPM	% O2	% CO2
5/30/2013 15:08	10.55	13.56	4.20
5/30/2013 15:10	10.53	13.55	4.20
5/30/2013 15:12	10.63	13.55	4.21
5/30/2013 15:14	10.60	13.55	4.20
5/30/2013 15:16	10.60	13.55	4.20
5/30/2013 15:18	10.58	13.55	4.20
5/30/2013 15:20	10.50	13.55	4.20
5/30/2013 15:22	10.53	13.55	4.20
5/30/2013 15:24	10.53	13.55	4.20
5/30/2013 15:26	10.60	13.55	4.20
5/30/2013 15:28	10.60	13.54	4.20
5/30/2013 15:30	10.65	13.54	4.20

<b>CORRECTED RESULTS</b>	
NOx PPM	10.37
% O2	13.63
% CO2	4.21
NOx PPM @ 15% O2	8.42
LB/MMBTU NOx	0.031

APPENDIX C

PROTOCOL GAS CERTIFICATIONS





Air Liquide America  
Specialty Gases LLC



Shipped From: 6141 EASTON ROAD, BLDG 1  
PLUMSTEADVILLE PA 18949-0310  
Phone: 800-331-4953 Fax: 215-766-7226  
PO BOX 310

CERTIFICATE OF ANALYSIS

FLORIDA P&L EMISSIONS TEST GROUP PROJECT #: 01-25155-002  
14925 SW 67TH AVENUE PO#: CEM6035  
ATTN: ARTURO MOCHA ITEM #: 0101841 AL  
MIAMI FL 33158 DATE: 07Jun2010

CYLINDER #: AAL12781  
FILL PRESSURE: 02000 PSIG PRODUCT EXPIRATION: 07Jun2013

PURE MATERIAL: NITROGEN CAS# 7727-37-9  
GRADE: ACID RAIN CEM 0  
PURITY: 99.9995%

<u>IMPURITY</u>	<u>MAXIMUM CONCENTRATIONS</u>	<u>ACTUAL CONCENTRATIONS</u>
SO2	0.1 PPM	< 0.1 PPM
NOX	0.1 PPM	< 0.1 PPM
CO	0.5 PPM	< 0.5 PPM
CO2	1 PPM	< 1 PPM
THC	0.1 PPM	< 0.1 PPM
H2O	2 PPM	< 2 PPM
O2	0.5 PPM	< 0.5 PPM

QC BATCH : 26252B

ANALYST:   
STEVEN A. JANKOWSKI



Air Liquide America  
Specialty Gases LLC



# RATA CLASS

Dual-Analyzed Calibration Standard

6141 EASTON ROAD, BLDG 1, PLUMSTEADVILLE, PA 18949-0310

Phone: 800-331-4953

Fax: 215-766-7226

## CERTIFICATE OF ACCURACY: EPA Protocol Gas

Assay Laboratory - PGVP Vendor ID: A12012

AIR LIQUIDE AMERICA SPECIALTY GASES LLC  
6141 EASTON ROAD, BLDG 1  
PLUMSTEADVILLE, PA 18949-0310

P.O. No.: 6-5-12  
Document #: 46236423-005

Customer

FLORIDA P & L EMISSIONS TEST GROUP

14925 SW 67TH AVENUE  
MIAMI FL 33158  
US

### ANALYTICAL INFORMATION

Gas Type : OC2

This certification was performed according to EPA Traceability Protocol For Assay & Certification of Gaseous Calibration Standards; Procedure G-1; September, 1997.

Cylinder Number: ALMO44743  
Cylinder Pressure\*\*\*: 2000 PSIG

Certification Date: 29May2012

Exp. Date: 29May2015  
Batch No: PLU0105477

### COMPONENT

OXYGEN  
CARBON DIOXIDE  
NITROGEN

### CERTIFIED CONCENTRATION (Moles)

13.7 %  
5.04 %  
BALANCE

### ACCURACY\*\*

+/- 1%  
+/- 1%

### TRACEABILITY

Direct NIST and VSL  
Direct NIST and VSL

\*\*\* Do not use when cylinder pressure is below 150 psig.

\*\* Analytical accuracy is based on the requirements of EPA Protocol Procedure G1, September 1997.

### REFERENCE STANDARD

TYPE/SRM NO.	EXPIRATION DATE	CYLINDER NUMBER	CONCENTRATION	COMPONENT
NTRM 2659 O2	02Oct2012	K019475	20.85 %	OXYGEN
NTRM 2000	01Jun2013	K026511	5.008 %	CARBON DIOXIDE

### INSTRUMENTATION

INSTRUMENT/MODEL/SERIAL#	DATE LAST CALIBRATED	ANALYTICAL PRINCIPLE
MTI/M200/170927	29May2012	GC-TCD
MTI/M200/170927	21May2012	GC-TCD

### ANALYZER READINGS

(Z=Zero Gas R=Reference Gas T=Test Gas r=Correlation Coefficient)

#### First Triad Analysis

#### OXYGEN

Date: 29May2012 Response Unit:AREA  
Z1=0.00000 R1=334865.0 T1=219450.0  
R2=334986.0 Z2=0.00000 T2=219803.0  
Z3=0.00000 T3=219783.0 R3=334955.0  
Avg. Concentration: 13.70 %

#### Second Triad Analysis

#### Calibration Curve

Concentration = A + Bx + Cx<sup>2</sup> + Dx<sup>3</sup> + Ex<sup>4</sup>  
r = .999995389 2659  
Constants: A = -0.01465903  
B = 6.25083E-05 C =  
D = E =

#### CARBON DIOXIDE

Date: 29May2012 Response Unit:AREA  
Z1=0.00000 R1=183564.0 T1=184726.0  
R2=183811.0 Z2=0.00000 T2=184820.0  
Z3=0.00000 T3=184888.0 R3=183569.0  
Avg. Concentration: 5.040 %

Concentration = A + Bx + Cx<sup>2</sup> + Dx<sup>3</sup> + Ex<sup>4</sup>  
r = .999997879 1800  
Constants: A = -0.02004179  
B = 2.70548E-05 C =  
D = E =

APPROVED BY:

  
JOHN C. FITZ



Air Liquide America  
Specialty Gases LLC



# RATA CLASS

Dual-Analyzed Calibration Standard

6141 EASTON ROAD, BLDG 1, PLUMSTEADVILLE, PA 18949-0310

Phone: 800-331-4953

Fax: 215-766-7226

## CERTIFICATE OF ACCURACY: EPA Protocol Gas

Assay Laboratory - PGVP Vendor ID: A12012

AIR LIQUIDE AMERICA SPECIALTY GASES LLC  
6141 EASTON ROAD, BLDG 1  
PLUMSTEADVILLE, PA 18949-0310

P.O. No.: 6-5-12  
Document #: 46236423-003

Customer  
FLORIDA P & L EMISSIONS TEST GROUP

14925 SW 67TH AVENUE  
MIAMI FL 33158  
US

### ANALYTICAL INFORMATION Gas Type : OC2

This certification was performed according to EPA Traceability Protocol For Assay & Certification of Gaseous Calibration Standards; Procedure G-1; September, 1997.

Cylinder Number: ALM002486  
Cylinder Pressure\*\*\*: 2000 PSIG

Certification Date: 29May2012

Exp. Date: 29May2015  
Batch No: PLU0105646

COMPONENT	CERTIFIED CONCENTRATION (Moles)	ACCURACY**	TRACEABILITY
OXYGEN	24.4 %	+/- 1%	Direct NIST and VSL
CARBON DIOXIDE	9.74 %	+/- 1%	Direct NIST and VSL
NITROGEN	BALANCE		

\*\*\* Do not use when cylinder pressure is below 150 psig.

\*\* Analytical accuracy is based on the requirements of EPA Protocol Procedure G1, September 1997.

### REFERENCE STANDARD

TYPE/SRM NO.	EXPIRATION DATE	CYLINDER NUMBER	CONCENTRATION	COMPONENT
NTRM 2859 O2	02Oct2012	K019475	20.85 %	OXYGEN
NTRM 1875	05Jan2018	K014984	13.94 %	CARBON DIOXIDE

### INSTRUMENTATION

INSTRUMENT/MODEL/SERIAL#	DATE LAST CALIBRATED	ANALYTICAL PRINCIPLE
MTI/M200/170927	29May2012	GC-TCD
MTI/M200/170927	21May2012	GC-TCD

### ANALYZER READINGS

(Z = Zero Gas R = Reference Gas T = Test Gas r = Correlation Coefficient)

#### First Triad Analysis

##### OXYGEN

Date: 29May2012 Response Unit: AREA  
Z1=0.00000 R1=335304.0 T1=391471.0  
R2=335220.0 Z2=0.00000 T2=391350.0  
Z3=0.00000 T3=391323.0 R3=335146.0  
Avg. Concentration: 24.40 %

#### Second Triad Analysis

##### CARBON DIOXIDE

Date: 29May2012 Response Unit: AREA  
Z1=0.00000 R1=513081.0 T1=358148.0  
R2=513047.0 Z2=0.00000 T2=358163.0  
Z3=0.00000 T3=358138.0 R3=512991.0  
Avg. Concentration: 9.740 %

#### Calibration Curve

Concentration = A + Bx + Cx2 + Dx3 + Ex4  
r = .99995389 2659  
Constants: A = -0.01465903  
B = 6.25033E-05 C =  
D = E =

Concentration = A + Bx + Cx2 + Dx3 + Ex4  
r = .99997879 1800  
Constants: A = -0.02004179  
B = 2.70548E-05 C =  
D = E =

APPROVED BY:

JOHN C. FITZ



Air Liquide America  
Specialty Gases LLC



# RATA CLASS

Dual-Analyzed Calibration Standard

6141 EASTON ROAD, BLDG 1, PLUMSTEADVILLE, PA 18949-0310

Phone: 800-331-4953

Fax: 215-766-7226

## CERTIFICATE OF ACCURACY: EPA Protocol Gas

### Assay Laboratory - PGVP Vendor ID: A12013

AIR LIQUIDE AMERICA SPECIALTY GASES LLC  
6141 EASTON ROAD, BLDG 1  
PLUMSTEADVILLE, PA 18949-0310

P.O. No.: CEM6035  
Document #: 49987543-004

### Customer

FLORIDA POWER & LIGHT - EMISSIONS

14925 SW 67TH AVENUE  
ATTN: ARTURO MOCHA  
MIAMI FL 33158  
US

### ANALYTICAL INFORMATION

Gas Type : NO,BALN

This certification was performed according to EPA Traceability Protocol For Assay & Certification of Gaseous Calibration Standards; Procedure G-1; September, 1997.

Cylinder Number: AL1332

Certification Date: 27Mar2013

Exp. Date: 28Mar2016

Cylinder Pressure\*\*\*: 2000 PSIG

Batch No: PLU0175601

### COMPONENT

NITRIC OXIDE

### CERTIFIED CONCENTRATION (Moles)

12.2 PPM  
BALANCE

### ACCURACY\*\*

+/- 1%

### TRACEABILITY

Direct NIST and VSL

NITROGEN - OXYGEN FREE

TOTAL OXIDES OF NITROGEN

12.2 PPM

Reference Value Only

\*\*\* Do not use when cylinder pressure is below 150 psig.

\*\* Analytical accuracy is based on the requirements of EPA Protocol Procedure G1, September 1997.

### REFERENCE STANDARD

TYPE/SRM NO.  
NTRM 2628

EXPIRATION DATE  
05Jan2016

CYLINDER NUMBER  
KAL004084

CONCENTRATION  
10.12 PPM

COMPONENT  
NITRIC OXIDE

### INSTRUMENTATION

INSTRUMENT/MODEL/SERIAL#  
HORIBA/CLA220/5708850810

DATE LAST CALIBRATED  
11Mar2013

ANALYTICAL PRINCIPLE  
CHEMILUMINESCENCE

### ANALYZER READINGS

(Z=Zero Gas R=Reference Gas T=Test Gas r=Correlation Coefficient)

#### First Triad Analysis

#### NITRIC OXIDE

Date: 18Mar2013 Response Unit: VOLTS  
Z1=0.00718 R1=2.17487 T1=2.61640  
R2=2.17505 Z2=0.00876 T2=2.61594  
Z3=0.00928 T3=2.62905 R3=2.18526  
Avg. Concentration: 12.18 PPM

#### Second Triad Analysis

Date: 27Mar2013 Response Unit: VOLTS  
Z1=0.00701 R1=2.21570 T1=2.66096  
R2=2.21353 Z2=0.00830 T2=2.65881  
Z3=0.00809 T3=2.66711 R3=2.22125  
Avg. Concentration: 12.16 PPM

#### Calibration Curve

Concentration = A + Bx + Cx<sup>2</sup> + Dx<sup>3</sup> + Ex<sup>4</sup>  
r = 0.999998395  
Constants: A = -0.02774708  
B = 4.655764017 C =  
D = E =

APPROVED BY:

  
JAMES L. MCHALE



**AIR LIQUIDE**

Air Liquide America  
Specialty Gases LLC



**Scott™**

**RATA CLASS**

*Dual-Analyzed Calibration Standard*

6141 EASTON ROAD, BLDG 1, PLUMSTEADVILLE, PA 18949-0310

Phone: 800-331-4953

Fax: 215-766-7226

**CERTIFICATE OF ACCURACY: Interference Free™ Multi-Component EPA Protocol Gas**

**Assay Laboratory - PGVP Vendor ID: A12013**

AIR LIQUIDE AMERICA SPECIALTY GASES LLC  
6141 EASTON ROAD, BLDG 1  
PLUMSTEADVILLE, PA 18949-0310

P.O. No.: CEM6035  
Document #: 48971265-004

**Customer**

FLORIDA POWER & LIGHT - EMISSIONS T

14926 SW 67TH AVENUE  
ATTN: ARTURO MOCHA  
MIAMI FL 33158  
US

**ANALYTICAL INFORMATION**

**Gas Type : CO2,NO,BALN**

This certification was performed according to EPA Traceability Protocol For Assay & Certification of Gaseous Calibration Standards; Procedure G-1; September, 1997.

**Cylinder Number:** ALM035057  
**Cylinder Pressure\*\*\*:** 1966 PSIG

**Certification Date:** 05Jan2013

**Exp. Date:** 06Jan2021  
**Batch No:** PLU0154534

COMPONENT	CERTIFIED CONCENTRATION (Moles)	ACCURACY**	TRACEABILITY
NITRIC OXIDE	24.4 PPM	+/- 1%	Direct NIST and VSL
CARBON DIOXIDE	2.51 %	+/- 1%	Direct NIST and VSL
NITROGEN - OXYGEN FREE	BALANCE		
TOTAL OXIDES OF NITROGEN	24.6 PPM		Reference Value Only

\*\*\* Do not use when cylinder pressure is below 160 psig.

\*\* Analytical accuracy is based on the requirements of EPA Protocol Procedure G1, September 1997.

**REFERENCE STANDARD**

TYPE/SRM NO.	EXPIRATION DATE	CYLINDER NUMBER	CONCENTRATION	COMPONENT
NTRM 1883	24Jan2018	KAL004281	51.08 PPM	NITRIC OXIDE
NTRM 2622	01Jun2013	K021249	1.981 %	CARBON DIOXIDE

**INSTRUMENTATION**

INSTRUMENT/MODEL/SERIAL#	DATE LAST CALIBRATED	ANALYTICAL PRINCIPLE
FTIR//000928781	21Dec2012	FTIR
FTIR//000928781	13Dec2012	FTIR

**ANALYZER READINGS**

(Z=Zero Gas R=Reference Gas T=Test Gas r=Correlation Coefficient)

**First Triad Analysis**

**Second Triad Analysis**

**Calibration Curve**

**NITRIC OXIDE**

Date: 28Dec2012 Response Unit:PPM  
Z1=-0.11358 R1=50.82989 T1=24.35674  
R2=50.94700 Z2=-0.05127 T2=24.38326  
Z3=0.15558 T3=24.39425 R3=51.10004  
Avg. Concentration: 24.42 PPM

Date: 05Jan2013 Response Unit: PPM  
Z1=-0.03534 R1=51.02215 T1=24.29723  
R2=51.07114 Z2=0.08063 T2=24.35957  
Z3=0.19013 T3=24.45447 R3=51.30748  
Avg. Concentration: 24.30 PPM

Concentration = A + Bx + Cx<sup>2</sup> + Dx<sup>3</sup> + Ex<sup>4</sup>  
r = 9.99996E-1  
Constants: A = 0.00000E+0  
B = 9.96621E-1 C = 5.00000E-5  
D = 0.00000E+0 E = 0.00000E+0

**CARBON DIOXIDE**

Date: 28Dec2012 Response Unit:%  
Z1=-0.00056 R1=1.97698 T1=2.50521  
R2=1.97878 Z2=0.00056 T2=2.50815  
Z3=0.00080 T3=2.50894 R3=1.97897  
Avg. Concentration: 2.510 %

Concentration = A + Bx + Cx<sup>2</sup> + Dx<sup>3</sup> + Ex<sup>4</sup>  
r = 9.99997E-1  
Constants: A = 0.00000E+0  
B = 8.83182E-1 C = 1.08270E-2  
D = 2.00000E-6 E = 0.00000E+0

APPROVED BY:

Michael A. Kuhns

## CERTIFICATE OF ANALYSIS

### Grade of Product: EPA Protocol

Part Number: E04NI94E15A4089	Reference Number: 122-124295490-1
Cylinder Number: CC257158	Cylinder Volume: 147 Cu.Ft.
Laboratory: ASG - Durham - NC	Cylinder Pressure: 2015 PSIG
PGVP Number: B22011	Valve Outlet: 660
	Analysis Date: Dec 27, 2011

**Expiration Date: Dec 27, 2013**

Certification performed in accordance with "EPA Traceability Protocol (Sept. 1997)" using the assay procedures listed. Analytical Methodology does not require correction for analytical interferences. This cylinder has a total analytical uncertainty as stated below with a confidence level of 95%. There are no significant impurities which affect the use of this calibration mixture. All concentrations are on a volume/volume basis unless otherwise noted.  
 Do Not Use This Cylinder below 150 psig. i.e. 1 Mega Pascal

ANALYTICAL RESULTS				
Component	Requested Concentration	Actual Concentration	Protocol Method	Total Relative Uncertainty
NITRIC OXIDE	55.0 PPM	56.56 PPM	Gr	± 1% NIST Traceable
SULFUR DIOXIDE	150.0 PPM	151.0 PPM	Gr	± 1% NIST Traceable
CARBON DIOXIDE	9.921%	9.925%	Gr	± 1% NIST Traceable
NITROGEN	Balance			

Total oxides of nitrogen 56.56 PPM For Reference Only

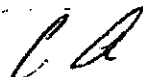
CALIBRATION STANDARDS				
Type	Lot ID	Cylinder No	Concentration	Expiration Date
NTRM	080615	CC255879	94.67PPM SULFUR DIOXIDE/NITROGEN	Oct 15, 2012
090606	090606	CC262081	9.921% CARBON DIOXIDE/NITROGEN	Apr 10, 2013
NTRM	100611	CC283862	49.73PPM NITRIC OXIDE/NITROGEN	Jul 23, 2016

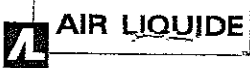
ANALYTICAL EQUIPMENT		
Instrument/Make/Model	Analytical Principle	Last Multipoint Calibration
Nicolet 6700 AHR0801333 CO2	FTIR	Dec 06, 2011
Nicolet 6700 AHR0801333 NO	FTIR	Dec 06, 2011
Nicolet 6700 AHR0801333 SO2	FTIR	Dec 06, 2011

Triad Data Available Upon Request

Notes:



Approved for Release



Air Liquide America  
Specialty Gases LLC



# COMPLIANCE CLASS

Dual-Analyzed Calibration Standard

6141 EASTON ROAD, BLDG 1, PLUMSTEADVILLE, PA 18949-0310

Phone: 800-331-4953

Fax: 215-766-7226

## CERTIFICATE OF ACCURACY: EPA Protocol Gas

### Assay Laboratory - PGVP Vendor ID: A12012

AIR LIQUIDE AMERICA SPECIALTY GASES LLC  
6141 EASTON ROAD, BLDG 1  
PLUMSTEADVILLE, PA 18949-0310

P.O. No.: CEM6035  
Document #: 48382969-001

### Customer

FLORIDA POWER & LIGHT - EMISSIONS T

14925 SW 67TH AVENUE  
ATTN: ARTURO MOCHA  
MIAMI FL 33158  
US

### ANALYTICAL INFORMATION

Gas Type : NO2

This certification was performed according to EPA Traceability Protocol For Assay & Certification of Gaseous Calibration Standards; Procedure G-1; September, 1997.

Cylinder Number: ALM039021  
Cylinder Pressure\*\*\*: 1900 PSIG

Certification Date: 01Nov2012

Exp. Date: 02Nov2018  
Batch No: PLU0143186

### COMPONENT

NITROGEN DIOXIDE  
NITROGEN

### CERTIFIED CONCENTRATION (Moles)

51.6 PPM  
BALANCE

ACCURACY\*\*  
+/- 2%

TRACEABILITY  
NIST and VSL

\*\*\* Do not use when cylinder pressure is below 150 psig.

\*\* Analytical accuracy is based on the requirements of EPA Protocol procedures, September 1997.

### REFERENCE STANDARD

TYPE/SRM NO.	EXPIRATION DATE	CYLINDER NUMBER	CONCENTRATION	COMPONENT
NTRM 2660	02Oct2013	KAL003748	107.9 PPM	NITROGEN DIOXIDE

### INSTRUMENTATION

INSTRUMENT/MODEL/SERIAL#	DATE LAST CALIBRATED	ANALYTICAL PRINCIPLE
HORIBA/CLA220/5708850810	16Oct2012	CHEMILUMINESCENCE

APPROVED BY:

JAMES L. MCHALE

APPENDIX D

CEM DATA SHEETS



Average Values Report  
Generated: 5/30/2013 12:50

Company: Florida Power & Light  
 Plant: Fort Myers Plant - Unit3  
 City/St: Fort Myers, Florida  
 Source: stack3b  
 Run 1

Period Start: 5/30/2013 10:44  
 Period End: 5/30/2013 11:06  
 Validation Type: 1/2 min  
 Averaging Period: 2 min  
 Type: Block Avg

Period Start:	Average 3B_O2 %	Average 3B_NOX ppm	Average 3B_MW MW	Average 3B_FFACT dscf	Average 3BNOXMMBTU #/M	Average 3B_NOXCORR ppm
05/30/2013 10:44	13.6	10.0	160.3	8710	0.030	8.1
05/30/2013 10:46	13.6	10.0	160.3	8710	0.030	8.1
05/30/2013 10:48	13.5	10.0	160.5	8710	0.029	8.0
05/30/2013 10:50	13.5	10.0	160.3	8710	0.029	8.0
05/30/2013 10:52	13.5	10.0	160.1	8710	0.029	8.0
05/30/2013 10:54	13.5	9.9	159.9	8710	0.029	7.9
05/30/2013 10:56	13.5	9.8	160.0	8710	0.029	7.8
05/30/2013 10:58	13.5	9.8	159.8	8710	0.029	7.8
05/30/2013 11:00	13.5	9.9	160.0	8710	0.029	7.9
05/30/2013 11:02	13.5	9.9	160.6	8710	0.029	7.9
05/30/2013 11:04	13.5	10.0	160.8	8710	0.029	8.0
05/30/2013 11:06	13.5	10.0	160.5	8710	0.029	8.0
Daily Average*	13.5	9.9	160.3	8710	0.029	8.0

Average Values Report  
Generated: 5/30/2013 12:52

Company: Florida Power & Light  
 Plant: Fort Myers Plant - Unit3  
 City/St: Fort Myers, Florida  
 Source: stack3b  
 Run 2

Period Start: 5/30/2013 11:16  
 Period End: 5/30/2013 11:38  
 Validation Type: 1/2 min  
 Averaging Period: 2 min  
 Type: Block Avg

Period Start:	Average 3B_O2 %	Average 3B_NOX ppm	Average 3B_MW MW	Average 3B_FFACT dscf	Average 3BNOXMMBTU #/M	Average 3B_NOXCORR ppm
05/30/2013 11:16	13.5	10.0	160.9	8710	0.029	8.0
05/30/2013 11:18	13.5	10.0	161.1	8710	0.029	8.0
05/30/2013 11:20	13.5	10.0	160.8	8710	0.029	8.0
05/30/2013 11:22	13.5	10.0	161.3	8710	0.029	8.0
05/30/2013 11:24	13.5	10.1	161.4	8710	0.030	8.1
05/30/2013 11:26	13.5	10.0	161.0	8710	0.029	8.0
05/30/2013 11:28	13.5	10.0	161.4	8710	0.029	8.0
05/30/2013 11:30	13.5	10.0	161.3	8710	0.029	8.0
05/30/2013 11:32	13.5	10.1	161.0	8710	0.030	8.1
05/30/2013 11:34	13.5	10.0	160.8	8710	0.029	8.0
05/30/2013 11:36	13.5	10.0	161.1	8710	0.029	8.0
05/30/2013 11:38	13.5	10.0	161.1	8710	0.029	8.0
Daily Average*	13.5	10.0	161.1	8710	0.029	8.0

Average Values Report  
 Generated: 5/30/2013 12:53

Company: Florida Power & Light  
 Plant: Fort Myers Plant - Unit3  
 City/St: Fort Myers, Florida  
 Source: stack3b  
 Run 3

Period Start: 5/30/2013 11:48  
 Period End: 5/30/2013 12:10  
 Validation Type: 1/2 min  
 Averaging Period: 2 min  
 Type: Block Avg

Period Start:	Average 3B_O2 %	Average 3B_NOX ppm	Average 3B_MW MW	Average 3B_FFACT dscf	Average 3BNOXMMBTU #/M	Average 3B_NOXCORR ppm
05/30/2013 11:48	13.5	10.0	160.6	8710	0.029	8.0
05/30/2013 11:50	13.5	10.0	160.0	8710	0.029	8.0
05/30/2013 11:52	13.5	9.9	159.6	8710	0.029	7.9
05/30/2013 11:54	13.5	9.9	160.5	8710	0.029	7.9
05/30/2013 11:56	13.5	10.0	160.8	8710	0.029	8.0
05/30/2013 11:58	13.5	10.0	161.4	8710	0.029	8.0
05/30/2013 12:00	13.5	10.1	161.2	8710	0.030	8.1
05/30/2013 12:02	13.5	10.1	161.4	8710	0.030	8.1
05/30/2013 12:04	13.5	10.1	161.2	8710	0.030	8.1
05/30/2013 12:06	13.5	10.0	161.2	8710	0.029	8.0
05/30/2013 12:08	13.5	10.0	160.9	8710	0.029	8.0
05/30/2013 12:10	13.5	10.1	161.0	8710	0.030	8.1
Daily Average*	13.5	10.0	160.8	8710	0.029	8.0

Average Values Report  
Generated: 5/30/2013 13:51

Company: Florida Power & Light  
 Plant: Fort Myers Plant - Unit3  
 City/St: Fort Myers, Florida  
 Source: stack3b  
 Run 4

Period Start: 5/30/2013 12:24  
 Period End: 5/30/2013 12:46  
 Validation Type: 1/2 min  
 Averaging Period: 2 min  
 Type: Block Avg

Period Start:	Average 3B_O2 %	Average 3B_NOX ppm	Average 3B_MW MW	Average 3B_FFACT dsctf	Average 3BNOXMMBTU #/M	Average 3B_NOXCORR ppm
05/30/2013 12:24	13.5	10.0	160.7	8710	0.029	8.0
05/30/2013 12:26	13.5	10.0	160.8	8710	0.029	8.0
05/30/2013 12:28	13.5	10.0	160.7	8710	0.029	8.0
05/30/2013 12:30	13.5	10.0	160.9	8710	0.029	8.0
05/30/2013 12:32	13.5	10.1	161.2	8710	0.030	8.1
05/30/2013 12:34	13.5	10.1	160.9	8710	0.030	8.1
05/30/2013 12:36	13.5	10.1	160.9	8710	0.030	8.1
05/30/2013 12:38	13.5	10.1	160.6	8710	0.030	8.1
05/30/2013 12:40	13.5	10.1	160.7	8710	0.030	8.1
05/30/2013 12:42	13.5	10.0	160.1	8710	0.029	8.0
05/30/2013 12:44	13.5	9.9	159.6	8710	0.029	7.9
05/30/2013 12:46	13.5	9.9	159.9	8710	0.029	7.9
Daily Average*	13.5	10.0	160.6	8710	0.029	8.0

Average Values Report  
Generated: 5/30/2013 13:51

Company: Florida Power & Light  
 Plant: Fort Myers Plant - Unit3  
 City/St: Fort Myers, Florida  
 Source: stack3b  
 Run 5

Period Start: 5/30/2013 12:56  
 Period End: 5/30/2013 13:18  
 Validation Type: 1/2 min  
 Averaging Period: 2 min  
 Type: Block Avg

Period Start:	Average 3B_O2 %	Average 3B_NOX ppm	Average 3B_MW MW	Average 3B_FFACT dscf	Average 3BNOXMMBTU #/M	Average 3B_NOXCORR ppm
05/30/2013 12:56	13.5	9.9	159.5	8710	0.029	7.9
05/30/2013 12:58	13.5	9.9	159.9	8710	0.029	7.9
05/30/2013 13:00	13.5	10.0	159.9	8710	0.029	8.0
05/30/2013 13:02	13.5	10.1	159.9	8710	0.030	8.1
05/30/2013 13:04	13.5	10.1	159.6	8710	0.030	8.1
05/30/2013 13:06	13.5	9.9	159.2	8710	0.029	7.9
05/30/2013 13:08	13.5	9.9	159.5	8710	0.029	7.9
05/30/2013 13:10	13.5	9.9	160.0	8710	0.029	7.9
05/30/2013 13:12	13.5	10.0	160.7	8710	0.029	8.0
05/30/2013 13:14	13.5	10.0	160.9	8710	0.029	8.0
05/30/2013 13:16	13.5	10.0	160.5	8710	0.029	8.0
05/30/2013 13:18	13.5	10.0	160.8	8710	0.029	8.0
Daily Average*	13.5	10.0	160.0	8710	0.029	8.0

Average Values Report  
Generated: 5/30/2013 13:52

Company: Florida Power & Light  
 Plant: Fort Myers Plant - Unit3  
 City/St: Fort Myers, Florida  
 Source: stack3b  
 Run 6

Period Start: 5/30/2013 13:28  
 Period End: 5/30/2013 13:50  
 Validation Type: 1/2 min  
 Averaging Period: 2 min  
 Type: Block Avg

Period Start:	Average 3B_O2 %	Average 3B_NOX ppm	Average 3B_MW MW	Average 3B_FFACT dscf	Average 3BNOXMMBTU #/M	Average 3B_NOXCORR ppm
05/30/2013 13:28	13.5	9.9	160.1	8710	0.029	7.9
05/30/2013 13:30	13.5	9.9	160.2	8710	0.029	7.9
05/30/2013 13:32	13.5	10.0	160.6	8710	0.029	8.0
05/30/2013 13:34	13.5	10.0	160.5	8710	0.029	8.0
05/30/2013 13:36	13.5	10.0	160.2	8710	0.029	8.0
05/30/2013 13:38	13.5	9.9	160.2	8710	0.029	7.9
05/30/2013 13:40	13.5	10.0	160.5	8710	0.029	8.0
05/30/2013 13:42	13.5	10.0	160.1	8710	0.029	8.0
05/30/2013 13:44	13.5	9.9	159.5	8710	0.029	7.9
05/30/2013 13:46	13.5	9.9	159.7	8710	0.029	7.9
05/30/2013 13:48	13.5	10.0	160.0	8710	0.029	8.0
05/30/2013 13:50	13.5	9.9	159.5	8710	0.029	7.9
Daily Average*	13.5	9.9	160.1	8710	0.029	8.0

Average Values Report  
 Generated: 5/30/2013 15:29

Company: Florida Power & Light  
 Plant: Fort Myers Plant - Unit3  
 City/St: Fort Myers, Florida  
 Source: stack3b  
 Run 7

Period Start: 5/30/2013 14:04  
 Period End: 5/30/2013 14:26  
 Validation Type: 1/2 min  
 Averaging Period: 2 min  
 Type: Block Avg

Period Start:	Average 3B_O2 %	Average 3B_NOX ppm	Average 3B_MW MW	Average 3B_FFACT dscf	Average 3BNOXMMBTU #/M	Average 3B_NOXCORR ppm
05/30/2013 14:04	13.5	9.9	159.5	8710	0.029	7.9
05/30/2013 14:06	13.5	9.9	159.6	8710	0.029	7.9
05/30/2013 14:08	13.5	9.8	159.4	8710	0.029	7.8
05/30/2013 14:10	13.5	9.9	159.5	8710	0.029	7.9
05/30/2013 14:12	13.5	9.9	159.5	8710	0.029	7.9
05/30/2013 14:14	13.5	9.9	159.3	8710	0.029	7.9
05/30/2013 14:16	13.5	9.9	159.3	8710	0.029	7.9
05/30/2013 14:18	13.5	10.0	159.7	8710	0.029	8.0
05/30/2013 14:20	13.5	10.0	160.2	8710	0.029	8.0
05/30/2013 14:22	13.5	10.0	160.1	8710	0.029	8.0
05/30/2013 14:24	13.5	9.9	159.8	8710	0.029	7.9
05/30/2013 14:26	13.5	10.0	159.7	8710	0.029	8.0
Daily Average*	13.5	9.9	159.6	8710	0.029	7.9

Average Values Report  
Generated: 5/30/2013 15:32

Company: Florida Power & Light  
 Plant: Fort Myers Plant - Unit3  
 City/St: Fort Myers, Florida  
 Source: stack3b  
 Run 8

Period Start: 5/30/2013 14:36  
 Period End: 5/30/2013 14:58  
 Validation Type: 1/2 min  
 Averaging Period: 2 min  
 Type: Block Avg

Period Start:	Average 3B_O2 %	Average 3B_NOX ppm	Average 3B_MW MW	Average 3B_FFACT dscf	Average 3BNOXMMBTU #/M	Average 3B_NOXCORR ppm
05/30/2013 14:36	13.5	10.0	161.9	8710	0.030	8.0
05/30/2013 14:38	13.5	10.1	162.5	8710	0.030	8.1
05/30/2013 14:40	13.5	10.2	163.2	8710	0.030	8.1
05/30/2013 14:42	13.5	10.1	163.4	8710	0.030	8.1
05/30/2013 14:44	13.5	10.1	163.7	8710	0.030	8.1
05/30/2013 14:46	13.5	10.1	163.6	8710	0.030	8.1
05/30/2013 14:48	13.5	10.1	163.5	8710	0.030	8.1
05/30/2013 14:50	13.5	10.1	163.5	8710	0.030	8.1
05/30/2013 14:52	13.5	10.1	163.4	8710	0.030	8.1
05/30/2013 14:54	13.5	10.1	163.4	8710	0.030	8.1
05/30/2013 14:56	13.5	10.1	163.2	8710	0.030	8.1
05/30/2013 14:58	13.5	10.1	163.4	8710	0.030	8.1
Daily Average*	13.5	10.1	163.2	8710	0.030	8.1



Average Values Report  
 Generated: 5/30/2013 15:31

Company: Florida Power & Light  
 Plant: Fort Myers Plant - Unit3  
 City/St: Fort Myers, Florida  
 Source: stack3b  
 Run 9

Period Start: 5/30/2013 15:08  
 Period End: 5/30/2013 15:30  
 Validation Type: 1/2 min  
 Averaging Period: 2 min  
 Type: Block Avg

Period Start:	Average 3B_O2 %	Average 3B_NOX ppm	Average 3B_MW MW	Average 3B_FFACT dscf	Average 3BNOXMMBTU #/M	Average 3B_NOXCORR ppm
05/30/2013 15:08	13.5	10.1	162.7	8710	0.030	8.1
05/30/2013 15:10	13.5	10.0	162.9	8710	0.029	8.0
05/30/2013 15:12	13.5	10.1	163.2	8710	0.030	8.1
05/30/2013 15:14	13.5	10.1	163.2	8710	0.030	8.1
05/30/2013 15:16	13.5	10.1	163.2	8710	0.030	8.1
05/30/2013 15:18	13.5	10.1	163.1	8710	0.030	8.1
05/30/2013 15:20	13.5	10.1	163.0	8710	0.030	8.1
05/30/2013 15:22	13.5	10.1	162.6	8710	0.030	8.1
05/30/2013 15:24	13.5	10.0	162.3	8710	0.029	8.0
05/30/2013 15:26	13.5	10.1	162.8	8710	0.030	8.1
05/30/2013 15:28	13.5	10.1	162.5	8710	0.030	8.1
05/30/2013 15:30	13.5	10.1	162.6	8710	0.030	8.1
Daily Average*	13.5	10.1	162.8	8710	0.030	8.1



# ECMPS Client Tool

Version 1.0 2013 Q2

## QA/Cert Test Detail Report

July 10, 2013 01:33 PM

Facility Name: Fort Myers

### Facility Details

Facility ID (ORISPL): 612

State: FL

County: Lee

Unit/Stack/Pipe ID: PFM3A

### 7-Day Calibration

Component ID: A02

Component Type: NOX

Test Completion: 06/22/2013 14:02

Test Number: 7DAY-Q22013-A02-20

Reason for Test: RECERT

Reported Test Results: PASSED

Span Scale Level: High

Span Value: 200.000

EPA Calculated Result: PASSED

Evaluation Status: No Errors

Submission Status: Data loaded on EPA Host System

Submission Date/Time: 07/10/2013 1:29:00 PM

Injection Date/Hour	Gas Level	Reference Value	Reference Value % of Span	Measured Value	Reported		Recalculated	
					Results	APS	Results	APS
06/14/2013 13	ZERO	0.000	0	0.300	0.20		0.20	
06/14/2013 13	HIGH	177.300	88.6	181.300	2.00		2.00	
06/15/2013 13	ZERO	0.000	0	0.200	0.10		0.10	
06/15/2013 13	HIGH	177.300	88.6	181.800	2.30		2.30	
06/16/2013 14	ZERO	0.000	0	0.100	0.10		0.10	
06/16/2013 14	HIGH	177.300	88.6	177.900	0.30		0.30	
06/17/2013 11	ZERO	0.000	0	0.000	0.00		0.00	
06/17/2013 11	HIGH	177.300	88.6	177.200	0.10		0.10	
06/18/2013 10	ZERO	0.000	0	0.000	0.00		0.00	
06/18/2013 10	HIGH	177.300	88.6	177.700	0.20		0.20	
06/19/2013 12	ZERO	0.000	0	0.000	0.00		0.00	
06/19/2013 12	HIGH	177.300	88.6	177.400	0.00		0.10	
06/22/2013 13	ZERO	0.000	0	0.500	0.30		0.30	
06/22/2013 14	HIGH	177.300	88.6	178.300	0.50		0.50	

### Additional Information:

No comment.

\*Performance Spec: CE <= 2.5% of Span    Alternate Performance Spec: |R-A| <= 5 ppm (Appendix A & 3.1)

Facility Name: Fort Myers

Facility ID (ORISPL): 612

QA/Cert Test Detail Report

July 10, 2013 01:33 PM

Unit/Stack/Pipe ID: PFM3A

7-Day Calibration

Component ID: B03  
 Test Number: 7DAY-Q22013-B03-23  
 Span Scale Level: High

Component Type: O2  
 Reason for Test: RECERT  
 Span Value: 25.000

Test Completion: 06/22/2013 14:05  
 Reported Test Results: PASSED  
 EPA Calculated Result: PASSED

Evaluation Status: No Errors

Submission Status: Data loaded on EPA Host System  
 Submission Date/Time: 07/10/2013 1:29:00 PM

Injection Date/Hour	Gas Level	Reference Value	Reference Value % of Span	Measured Value	Reported		Recalculated	
					Results	APS	Results	APS
06/14/2013 13	ZERO	0.000	0	0.000	0.00		0.00	
06/14/2013 13	HIGH	20.900	83.6	20.600	0.30		0.30	
06/15/2013 13	ZERO	0.000	0	0.000	0.00		0.00	
06/15/2013 13	HIGH	20.900	83.6	20.700	0.20		0.20	
06/16/2013 13	ZERO	0.000	0	0.000	0.00		0.00	
06/16/2013 13	HIGH	20.900	83.6	20.700	0.20		0.20	
06/17/2013 11	ZERO	0.000	0	-0.100	0.10		0.10	
06/17/2013 11	HIGH	20.900	83.6	20.700	0.20		0.20	
06/18/2013 10	ZERO	0.000	0	0.000	0.00		0.00	
06/18/2013 10	HIGH	20.900	83.6	20.700	0.20		0.20	
06/19/2013 12	ZERO	0.000	0	0.000	0.00		0.00	
06/19/2013 12	HIGH	20.900	83.6	20.700	0.20		0.20	
06/22/2013 13	ZERO	0.000	0	0.000	0.00		0.00	
06/22/2013 14	HIGH	20.900	83.6	20.800	0.10		0.10	

Additional Information:

No comment.

\*Performance Spec: CE <= 2.5% of Span Alternate Performance Spec: |R-A| <= 5 ppm (Appendix A & 3.1)

Facility Name: Fort Myers

Facility ID (ORISPL): 612

QA/Cert Test Detail Report

July 10, 2013 01:33 PM

Unit/Stack/Pipe ID: PFM3A

7-Day Calibration

Component ID: A02      Component Type: NOX      Test Completion: 06/22/2013 14:00  
Test Number: 7DAY-Q22013-A02-21      Reason for Test: RECERT      Reported Test Results: PASSED  
Span Scale Level: Low      Span Value: 20.000      EPA Calculated Result: PASSED

Evaluation Status: No Errors

Submission Status: Data loaded on EPA Host System  
Submission Date/Time: 07/10/2013 1:29:00 PM

Injection Date/Hour	Gas Level	Reference Value	Reference Value % of Span	Measured Value	Reported		Recalculated	
					Results	APS	Results	APS
06/14/2013 13	ZERO	0.000	0	0.300	1.50		1.50	
06/14/2013 13	HIGH	18.200	91	18.100	0.50		0.50	
06/15/2013 13	ZERO	0.000	0	0.200	1.00		1.00	
06/15/2013 13	HIGH	18.200	91	18.100	0.50		0.50	
06/16/2013 14	ZERO	0.000	0	0.100	0.50		0.50	
06/16/2013 14	HIGH	18.200	91	18.300	0.50		0.50	
06/17/2013 11	ZERO	0.000	0	0.000	0.00		0.00	
06/17/2013 11	HIGH	18.200	91	18.000	1.00		1.00	
06/18/2013 10	ZERO	0.000	0	0.000	0.00		0.00	
06/18/2013 10	HIGH	18.200	91	18.000	1.00		1.00	
06/19/2013 12	ZERO	0.000	0	0.000	0.00		0.00	
06/19/2013 12	HIGH	18.200	91	18.000	1.00		1.00	
06/22/2013 13	ZERO	0.000	0	0.500	2.50		2.50	
06/22/2013 14	HIGH	18.200	91	18.300	0.50		0.50	

Additional Information:

No comment.

\*Performance Spec: CE <= 2.5% of Span    Alternate Performance Spec: |R-A| <= 5 ppm (Appendix A & 3.1)

Unit/Stack/Pipe ID: PFM3A

Linearity Check

QA/Cert Test Detail Report

July 10, 2013 01:33 PM

Facility Name: Fort Myers

Facility ID (ORISPL): 612

Component ID: 002 Component Type: NOX Test Completion: 05/29/2013 14:35

Test Number: LINE-Q22013-002-1 Reason for Test: RECERT Reported Test Results: PASSED

Span Scale Level: High Span Value: 200.000 EPA Calculated Result: PASSED

Evaluation Status: No Errors Submission Status: Data loaded on EPA Host System

Grace period Tested? Submission Date/Time: 07/10/2013 1:29:00 PM

Protocol Gas Data:

Gas Level Code	Gas Type Code	Vendor Identifier	Cylinder Identifier	Expiration Date
Mid	CO,NO,BALN	A12013	ALM039588	01/05/2021
Low	CO,NO,BALN	A12012	ALM015432	08/15/2014
High	NO,BALN	A12012	AAL20381	12/22/2020

Summary Statistics:

	High		Mid		Low	
	Reported	Recalculated	Reported	Recalculated	Reported	Recalculated
Reference Value	177.800	177.800	110.500	110.500	55.300	55.300
Mass CEM Value	180.167	180.167	111.500	111.500	56.167	56.167
Alt. Perf. Indicator						
Results	1.3	1.3	0.9	0.9	1.6	1.6

Injection Statistics:

Date	Gas Level	Measured Value	Reference Value	Reference Value as % of Span
05/29/2013 14:08	MID	111.500	110.500	55.3%
05/29/2013 14:20	MID	111.600	110.500	55.3%
05/29/2013 14:32	MID	111.400	110.500	55.3%
05/29/2013 14:23	HIGH	180.000	177.800	88.9%
05/29/2013 14:11	HIGH	180.400	177.800	88.9%
05/29/2013 14:35	HIGH	180.100	177.800	88.9%
05/29/2013 14:15	LOW	56.100	55.300	27.7%
05/29/2013 14:27	LOW	56.100	55.300	27.7%
05/29/2013 14:03	LOW	56.300	55.300	27.7%

Additional Information:

No comment.

Facility Name: Fort Myers

QA/Cert Test Detail Report

Facility ID (ORISPL): 612

July 10, 2013 01:33 PM

\*Performance Spec: LE <= 5.0% of Reference Value; Alternate Performance Spec: |R-A| <= 5ppm (Appendix A &3.2)

Unit/Stack/Pipe ID: PFM3A

Linearity Check

Component ID: A03      Component Type: O2      Test Completion: 05/29/2013 15:02  
 Test Number: LINE-Q22013-A03-2      Reason for Test: RECERT      Reported Test Results: PASSED  
 Span Scale Level: High      Span Value: 25.000      EPA Calculated Result: PASSED  
 Evaluation Status: No Errors      Submission Status: Data loaded on EPA Host System  
 Grace period Tested?      Submission Date/Time: 07/10/2013 1:29:00 PM

Protocol Gas Data:

Gas Level Code	Gas Type Code	Vendor Identifier	Cylinder Identifier	Expiration Date
High	AIR			
Mid	CO2,O2,BALN	A12013	CC164091	04/03/2021
Low	CO2,O2,BALN	B22011	CC34209	08/01/2019

Summary Statistics:

	High		Mid		Low	
	Reported	Recalculated	Reported	Recalculated	Reported	Recalculated
Reference Value	20.900	20.900	13.800	13.800	5.414	5.414
Mass CEM Value	20.800	20.800	13.600	13.600	5.267	5.267
Alt. Perf. Indicator						
Results	0.5	0.5	1.4	1.4	2.7	2.7

Injection Statistics:

Facility Name: Fort Myers

Facility ID (ORISPL): 612

QA/Cert Test Detail Report

July 10, 2013 01:33 PM

Date	Gas Level	Measured Value	Reference Value	Reference Value as % of Span
05/29/2013 14:47	LOW	5.300	5.414	21.7%
05/29/2013 14:56	LOW	5.300	5.414	21.7%
05/29/2013 14:38	LOW	5.200	5.414	21.7%
05/29/2013 14:44	HIGH	20.700	20.900	83.6%
05/29/2013 15:02	HIGH	20.900	20.900	83.6%
05/29/2013 14:53	HIGH	20.800	20.900	83.6%
05/29/2013 15:00	MID	13.600	13.800	55.2%
05/29/2013 14:51	MID	13.600	13.800	55.2%
05/29/2013 14:42	MID	13.600	13.800	55.2%

Additional Information:

No comment.

\*Performance Spec: LE <= 5.0% of Reference Value; Alternate Performance Spec: |R-A| <= 5ppm (Appendix A & 3.2)

Unit/Stack/Pipe ID: PFM3A

Relative Accuracy Test

System ID: 102      System Parameter: NOX      Test Completion: 05/29/2013 19:41  
 Test Number: RATA-Q22013-102-1      Reason for Test: RECERT      Reported Test Results: PASSED  
 # of Op. Levels: 1      Grace Period Test?      EPA Calculated Result: PASSED  
 Evaluation Status: No Errors      Reported BAF: 1.000  
 Submission Status: Data loaded on EPA Host System      EPA Calculated BAF: 1.000  
 Submission Date: 07/10/2013 1:29:00 PM      RATA Frequency: 4QTRS

Air Emissions Testing Data

QI Name: Mirino, John A      AETB Name: FPL Emission's Test Group  
 Exam Date: 02/03/2009      AETB Phone Number: 305-228-5141  
 Provider Name: Eastern Technical Associates      AETB Email: John.Mirino@FPL.com  
 Provider Email: Sherri@Smokeschool.com

Protocol Gas Data:

Gas Level Code	Gas Type Code	Vendor Identifier	Cylinder Identifier	Expiration Date
High	CO2,NO,BALN	A12013	ALM035057	01/06/2021
High	CO2,O2,BALN	A12012	ALM002486	05/29/2015
Mid	CO2,O2,BALN	A12012	ALMO44743	05/29/2015

Facility Name: Fort Myers

QA/Cert Test Detail Report

July 10, 2013 01:33 PM

Facility ID (ORISPL): 612

Mid	NO,BALN	A12013	AL1332	03/28/2016
Low	ZERO			

Operating Level: High  
 Reference Method Used: 7E,3A: NOX RM 7E and CO2/O2 RM 3A

Summary Statistics:

	Reported	Recalculated		Reported	Recalculated
Mean of Monitoring System	0.030	0.030	Relative Accuracy	3.56	3.56
Mean of Reference Method Values	0.030	0.030	Bias Adjustment Factor	1.000	1.000
Mean of Difference	-0.001	-0.001	APS Indicator		
Standard Deviation of Difference	0.000	0.001	T-Value	2.306	2.306
Confidence Coefficient	0.000	0.000	Gross Unit Load or Velocity	159	159

Run Data:

Run	Start Date	End Date	Run Status	Monitoring System Value	Reference Method Value	Gross Load or Velocity
1	05/29/2013 15:04	05/29/2013 15:27	RUNUSED	0.031	0.030	156
2	05/29/2013 15:34	05/29/2013 15:57	RUNUSED	0.031	0.030	156
3	05/29/2013 16:04	05/29/2013 16:27	RUNUSED	0.030	0.030	156
4	05/29/2013 16:40	05/29/2013 17:03	RUNUSED	0.030	0.030	158
5	05/29/2013 17:10	05/29/2013 17:33	RUNUSED	0.030	0.030	158
6	05/29/2013 17:40	05/29/2013 18:03	RUNUSED	0.030	0.029	158
7	05/29/2013 18:16	05/29/2013 18:39	RUNUSED	0.030	0.029	163
8	05/29/2013 18:46	05/29/2013 19:09	RUNUSED	0.030	0.029	163
9	05/29/2013 19:18	05/29/2013 19:41	RUNUSED	0.030	0.029	164

Additional Information:

No comment.

\*Performance Spec: RA <= 10% or Mean Difference <= +/- 2.0fps;  
 Reduced Frequency Spec: RA <= 7.5% or Mean Difference +/- 1.5 fps (Appendix A &3.3.4)



Facility Name: Fort Myers

Facility ID (ORISPL): 612

QA/Cert Test Detail Report

July 10, 2013 01:33 PM

Unit/Stack/Pipe ID: PFM3A

Transmitter Transducer Test

Component ID: A08  
Test Number: FFAT-Q22013-A08-53

Component Type: GFFM  
Reason for Test: QA

Test Completion: 04/18/2013 12:00  
Reported Test Results: PASSED  
EPA Calculated Result: PASSED

Evaluation Status: No Errors

Submission Status: Data loaded on EPA Host System  
Submission Date/Time: 07/10/2013 1:29:00 PM

High Level Accuracy	High Level Accuracy Specification	Mid Level Accuracy	Mid Level Accuracy Specification	Low Level Accuracy	Low Level Accuracy Specification
0.2	ACT	0.2	ACT	0.2	ACT

Additional Information:

No comment.

Unit/Stack/Pipe ID: PFM3A

Primary Element Inspection

System ID:  
Component ID: A08  
Test Number: PEI-130502-A08-1

System Type:  
Component Type: GFFM  
Reason for Test: QA

Test Completion: 05/02/2013 00:00  
Reported Test Results: PASSED  
Grace Period Test?

Evaluation Status: No Errors  
Test Description:

Submission Status: Data loaded on EPA Host System

Additional Information:

No comment.



# ECMPS Client Tool

Version 1.0 2013 Q2

## QA/Cert Events Printout Report

July 10, 2013 01:34 PM

Facility Name: Fort Myers

### Facility Details

Facility ID (ORISPL): 612  
State: FL  
County: Lee

### QA Certification Events Details

Unit/Stack Identifier	Event Code	Event Date/Hour	System ID / Type	Component ID / Type	Required Tests	Conditional Data Begin Date/Hour	Last Test Completed Date/Hour	Submitted?
PFM3A	100	05/23/2013 11	102/NOX	A02/NOX	11	05/23/2013 13	06/22/2013 13	Already Submitted
				B03/O2	11	05/23/2013 13	06/22/2013 13	Already Submitted

Event Codes: 100 - Permanent Gas Analyzer Replacement (Like-kind Analyzer)

Required Test Codes: 11 - Normal Load RATA, 7-day Calibration Error Test, Linearity Check