



August 16, 2004

Mr. Ron Blackburn  
Florida Department of Environmental Protection  
South District Air Program  
2295 Victoria Ave, Suite 364  
Fort Myers, Florida 33901-3881

RECEIVED

AUG 23 2004

BUREAU OF AIR REGULATION

Dear Mr. Blackburn,

**Re: Semi-Annual Monitoring Report**  
Florida Power & Light - Fort Myers Plant  
Title V Permit No. 0710002-015-AV

Florida Power & Light (FPL) submits this Semi-Annual Monitoring Report for the above referenced facility. Title V Permit Condition 43 of Appendices TV-4 (TV-1, 2, 3 or 4), which implements Rule 62-213.440(1)(b) 3a., states that "The permittee shall submit reports of required monitoring at least every six (6) months. All instances of deviations from permit requirements must be clearly identified in such reports."

FPL has reviewed the above-referenced Title V permit for conditions related to monitoring and has reviewed all related monitoring information for the period of January 1, through June 30, 2004. The attachments identify any instances of Permit deviations from Permit "Monitoring Conditions" previously submitted quarterly or as required by Permit.

If you have any questions or require additional information, please contact either myself at (239) 693-4200 or Bernie Tibble at (239) 693-4390.

Sincerely,

A handwritten signature in black ink, appearing to read 'Bill Reichel', is written over a horizontal line.

Bill Reichel  
Plant General Manager  
(Responsible Official)

Attachments

cc: Al Linero                      FDEP Tallahassee  
File



Florida Power & Light Company, P. O. Box 430, Fort Myers, FL 33902

April 20, 2004

Mr. Ronald Blackburn  
Florida Department of Environmental Protection  
South Florida District  
P. O. Box 2549  
Fort Myers, Florida 33902-2549

**RE: Fort Myers Plant Combustion Turbines  
Quarterly Excess Emissions Report  
Air Permit 0710002-004AC  
First Calendar Quarter 2004**

Dear Mr Blackburn:

Attached is the First Quarter, 2004 Excess Emissions Report for the Fort Myers Combustion Turbine facility as required under 40 CFR 60(a)(7)(c).

Additionally, I would like to report that we upgraded the CEMS servers and the CEMS software in March 2004.

If you have any questions regarding these reports, please contact me at (941) 693-4390.

Sincerely,

A handwritten signature in cursive script that reads "B. P. Tibble".

B. P. Tibble  
Environmental Specialist

Enclosures: (8)

File:g:\users\bpt0vux\files\air\comb turbines\03 q3 qtr excess emissions.doc

EXCESS EMISSIONS QUARTERLY REPORT  
Summary Report

From 01/01/2004 To 03/31/2004

SOURCE NAME: FORT MYERS PLANT

COMPANY: FLORIDA POWER & LIGHT

EMISSION POINT: COMBUSTION TURBINE 2A

ADDRESS: 10650 STATE ROAD 80  
FORT MYERS, FL 33905

TOTAL SOURCE OPERATION TIME: 1697 HOURS  
DATE OF LATEST CERTIFICATION OR AUDIT: 12/02/2003  
MONITOR MANUFACTURER & MODEL NO.: Thermo Environmental Instruments model 42CLS

REASON FOR EXCESS EMISSIONS		CEMS PERFORMANCE SUMMARY	
DURATION OF EXCESS EMISSIONS (HOURS) IN REPORTING PERIOD DUE TO:		CEMS DOWNTIME (HOURS) IN REPORTING PERIOD DUE TO:	
STARTUP / SHUTDOWN	<u>0.0</u>	MONITOR EQUIPMENT MALFUNCTIONS	<u>0.0</u>
CONTROL EQUIPMENT PROBLEMS	<u>0.0</u>	NON-MONITOR EQUIP. MALFUNCTIONS	<u>0.0</u>
PROCESS PROBLEMS	<u>0.0</u>	QUALITY ASSURANCE CALIBRATION	<u>1.0</u>
OTHER KNOWN CAUSES	<u>0.0</u>	OTHER KNOWN CAUSES	<u>0.0</u>
UNKNOWN CAUSES	<u>0.0</u>	OTHER UNKNOWN CAUSES	<u>0.0</u>
TOTAL DURATION OF EXCESS EMISSIONS	<u>0.0</u>	TOTAL CEMS DOWNTIME	<u>1.0</u>
TOTAL DURATION OF EXCESS EMISSIONS EXCESS EMISSIONS X (100) (TOTAL SOURCE OPERATING TIME)	<u>0.0 %</u>	(TOTAL CEMS DOWNTIME) X (100) (TOTAL SOURCE OPERATING TIME)	<u>0.1 %</u>

ON A SEPARATE PAGE, DESCRIBE ANY CHANGES SINCE LAST QUARTER IN CEMS, PROCESS, OR CONTROLS

I CERTIFY THAT I HAVE PERSONALLY EXAMINED AND AM FAMILIAR WITH THE INFORMATION SUBMITTED HEREIN, AND BASED ON MY INQUIRY OF THOSE INDIVIDUALS IMMEDIATELY RESPONSIBLE FOR OBTAINING THE INFORMATION, BELIEVE THE INFORMATION IS ACCURATE.

W. M. Reichel  
NAME (Print)

  
SIGNATURE

Plant General Manager  
TITLE

01/21/2004  
DATE

**EXCESS EMISSIONS QUARTERLY REPORT**  
Summary Report

From 01/01/2004 To 03/31/2004

SOURCE NAME: FORT MYERS PLANT

COMPANY: FLORIDA POWER & LIGHT

EMISSION POINT: COMBUSTION TURBINE 2B

ADDRESS: 10850 STATE ROAD 80  
FORT MYERS, FL 33905


TOTAL SOURCE OPERATION TIME: 1584 HOURS  
DATE OF LATEST CERTIFICATION OR AUDIT: 12/02/2003  
MONITOR MANUFACTURER & MODEL NO.: Thermo Environmental Instruments model 42CLS

REASON FOR EXCESS EMISSIONS		CEMS PERFORMANCE SUMMARY	
DURATION OF EXCESS EMISSIONS (HOURS) IN REPORTING PERIOD DUE TO:		CEMS DOWNTIME (HOURS) IN REPORTING PERIOD DUE TO:	
STARTUP / SHUTDOWN	<u>0.0</u>	MONITOR EQUIPMENT MALFUNCTIONS	<u>0.0</u>
CONTROL EQUIPMENT PROBLEMS	<u>0.0</u>	NON-MONITOR EQUIP. MALFUNCTIONS	<u>      </u>
PROCESS PROBLEMS	<u>      </u>	QUALITY ASSURANCE CALIBRATION	<u>1.0</u>
OTHER KNOWN CAUSES	<u>      </u>	OTHER KNOWN CAUSES	<u>      </u>
UNKNOWN CAUSES	<u>      </u>	OTHER UNKNOWN CAUSES	<u>0.0</u>
TOTAL DURATION OF EXCESS EMISSIONS	<u>0.0</u>	TOTAL CEMS DOWNTIME	<u>1.0</u>
TOTAL DURATION OF EXCESS EMISSIONS EXCESS EMISSIONS X (100) (TOTAL SOURCE OPERATING TIME)	<u>0.0</u> %	(TOTAL CEMS DOWNTIME) X (100) (TOTAL SOURCE OPERATING TIME)	<u>0.1</u> %

ON A SEPARATE PAGE, DESCRIBE ANY CHANGES SINCE LAST QUARTER IN CEMS, PROCESS, OR CONTROLS

I CERTIFY THAT I HAVE PERSONALLY EXAMINED AND AM FAMILIAR WITH THE INFORMATION SUBMITTED HEREIN, AND BASED ON MY INQUIRY OF THOSE INDIVIDUALS IMMEDIATELY RESPONSIBLE FOR OBTAINING THE INFORMATION, BELIEVE THE INFORMATION IS ACCURATE.

W. M. Reichel  
NAME (Print)

  
SIGNATURE

Plant General Manager  
TITLE

01/21/2004  
DATE

**EXCESS EMISSIONS QUARTERLY REPORT**  
Summary Report

From 01/01/2004 To 03/31/2004

SOURCE NAME: FORT MYERS PLANT

COMPANY: FLORIDA POWER & LIGHT

EMISSION POINT: COMBUSTION TURBINE 2C

ADDRESS: 10650 STATE ROAD 80  
FORT MYERS, FL 33905

TOTAL SOURCE OPERATION TIME: 1552 HOURS

DATE OF LATEST CERTIFICATION OR AUDIT: 12/03/2003

MONITOR MANUFACTURER & MODEL NO.: Thermo Environmental Instruments model 42CLS

REASON FOR EXCESS EMISSIONS		CEMS PERFORMANCE SUMMARY	
DURATION OF EXCESS EMISSIONS (HOURS) IN REPORTING PERIOD DUE TO:		CEMS DOWNTIME (HOURS) IN REPORTING PERIOD DUE TO:	
STARTUP / SHUTDOWN	<u>0.0</u>	MONITOR EQUIPMENT MALFUNCTIONS	<u>0.0</u>
CONTROL EQUIPMENT PROBLEMS	<u>0.0</u>	NON-MONITOR EQUIP. MALFUNCTIONS	<u>      </u>
PROCESS PROBLEMS	<u>      </u>	QUALITY ASSURANCE CALIBRATION	<u>1.0</u>
OTHER KNOWN CAUSES	<u>      </u>	OTHER KNOWN CAUSES	<u>      </u>
UNKNOWN CAUSES	<u>      </u>	OTHER UNKNOWN CAUSES	<u>0.0</u>
TOTAL DURATION OF EXCESS EMISSIONS	<u>0.0</u>	TOTAL CEMS DOWNTIME	<u>1.0</u>
TOTAL DURATION OF EXCESS EMISSIONS <u>EXCESS EMISSIONS X (100)</u> (TOTAL SOURCE OPERATING TIME)	<u>0.0 %</u>	<u>(TOTAL CEMS DOWNTIME) X (100)</u> (TOTAL SOURCE OPERATING TIME)	<u>0.1 %</u>

ON A SEPARATE PAGE, DESCRIBE ANY CHANGES SINCE LAST QUARTER IN CEMS, PROCESS, OR CONTROLS

I CERTIFY THAT I HAVE PERSONALLY EXAMINED AND AM FAMILIAR WITH THE INFORMATION SUBMITTED HEREIN, AND BASED ON MY INQUIRY OF THOSE INDIVIDUALS IMMEDIATELY RESPONSIBLE FOR OBTAINING THE INFORMATION, BELIEVE THE INFORMATION IS ACCURATE.

W. M. Reichel  
NAME (Print)

  
SIGNATURE

Plant General Manager  
TITLE

01/21/2004  
DATE

**EXCESS EMISSIONS QUARTERLY REPORT**  
Summary Report

From 01/01/2004 To 03/31/2004

SOURCE NAME: FORT MYERS PLANT

COMPANY: FLORIDA POWER & LIGHT

EMISSION POINT: COMBUSTION TURBINE 2D

ADDRESS: 10650 STATE ROAD 80  
FORT MYERS, FL 33905

TOTAL SOURCE OPERATION TIME: 1621 HOURS  
DATE OF LATEST CERTIFICATION OR AUDIT: 12/09/2003  
MONITOR MANUFACTURER & MODEL NO.: Thermo Environmental Instruments model 42CLS

REASON FOR EXCESS EMISSIONS		CEMS PERFORMANCE SUMMARY	
DURATION OF EXCESS EMISSIONS (HOURS) IN REPORTING PERIOD DUE TO:		CEMS DOWNTIME (HOURS) IN REPORTING PERIOD DUE TO:	
STARTUP / SHUTDOWN	<u>0.0</u>	MONITOR EQUIPMENT MALFUNCTIONS	<u>0.0</u>
CONTROL EQUIPMENT PROBLEMS	<u>      </u>	NON-MONITOR EQUIP. MALFUNCTIONS	<u>      </u>
PROCESS PROBLEMS	<u>      </u>	QUALITY ASSURANCE CALIBRATION	<u>3.0</u>
OTHER KNOWN CAUSES	<u>      </u>	OTHER KNOWN CAUSES	<u>      </u>
UNKNOWN CAUSES	<u>      </u>	OTHER UNKNOWN CAUSES	<u>0.0</u>
TOTAL DURATION OF EXCESS EMISSIONS	<u>0.0</u>	TOTAL CEMS DOWNTIME	<u>3.0</u>
TOTAL DURATION OF EXCESS EMISSIONS EXCESS EMISSIONS X (100)		(TOTAL CEMS DOWNTIME) X (100)	<u>0.2 %</u>
(TOTAL SOURCE OPERATING TIME)	<u>0.0 %</u>	(TOTAL SOURCE OPERATING TIME)	

ON A SEPARATE PAGE, DESCRIBE ANY CHANGES SINCE LAST QUARTER IN CEMS, PROCESS, OR CONTROLS

I CERTIFY THAT I HAVE PERSONALLY EXAMINED AND AM FAMILIAR WITH THE INFORMATION SUBMITTED HEREIN, AND BASED ON MY INQUIRY OF THOSE INDIVIDUALS IMMEDIATELY RESPONSIBLE FOR OBTAINING THE INFORMATION, BELIEVE THE INFORMATION IS ACCURATE.

W. M. Reichel  
NAME (Print)

  
SIGNATURE

Plant General Manager  
TITLE

01/21/2004  
DATE

**EXCESS EMISSIONS QUARTERLY REPORT**  
Summary Report

From 01/01/2004 To 03/31/2004

SOURCE NAME: FORT MYERS PLANT

COMPANY: FLORIDA POWER & LIGHT

EMISSION POINT: COMBUSTION TURBINE 2E

ADDRESS: 10650 STATE ROAD 80  
FORT MYERS, FL 33905

TOTAL SOURCE OPERATION TIME: 1654 HOURS

DATE OF LATEST CERTIFICATION OR AUDIT: 12/09/2003

MONITOR MANUFACTURER & MODEL NO.: Thermo Environmental Instruments model 42CLS

REASON FOR EXCESS EMISSIONS		CEMS PERFORMANCE SUMMARY	
DURATION OF EXCESS EMISSIONS (HOURS) IN REPORTING PERIOD DUE TO:		CEMS DOWNTIME (HOURS) IN REPORTING PERIOD DUE TO:	
STARTUP / SHUTDOWN	<u>0.0</u>	MONITOR EQUIPMENT MALFUNCTIONS	<u>0.0</u>
CONTROL EQUIPMENT PROBLEMS	<u>      </u>	NON-MONITOR EQUIP. MALFUNCTIONS	<u>      </u>
PROCESS PROBLEMS	<u>      </u>	QUALITY ASSURANCE CALIBRATION	<u>3.0</u>
OTHER KNOWN CAUSES	<u>      </u>	OTHER KNOWN CAUSES	<u>      </u>
UNKNOWN CAUSES	<u>      </u>	OTHER UNKNOWN CAUSES	<u>0.0</u>
TOTAL DURATION OF EXCESS EMISSIONS	<u>0.0</u>	TOTAL CEMS DOWNTIME	<u>3.0</u>
TOTAL DURATION OF EXCESS EMISSIONS <u>EXCESS EMISSIONS X (100)</u> (TOTAL SOURCE OPERATING TIME)	<u>0.0 %</u>	<u>(TOTAL CEMS DOWNTIME) X (100)</u> (TOTAL SOURCE OPERATING TIME)	<u>0.2 %</u>

ON A SEPARATE PAGE, DESCRIBE ANY CHANGES SINCE LAST QUARTER IN CEMS, PROCESS, OR CONTROLS

I CERTIFY THAT I HAVE PERSONALLY EXAMINED AND AM FAMILIAR WITH THE INFORMATION SUBMITTED HEREIN, AND BASED ON MY INQUIRY OF THOSE INDIVIDUALS IMMEDIATELY RESPONSIBLE FOR OBTAINING THE INFORMATION, BELIEVE THE INFORMATION IS ACCURATE.

W. M. Reichel  
NAME (Print)

  
SIGNATURE

Plant General Manager  
TITLE

01/21/2004  
DATE

## EXCESS EMISSIONS QUARTERLY REPORT Summary Report

From 01/01/2004 To 03/31/2004

SOURCE NAME: FORT MYERS PLANT

COMPANY: FLORIDA POWER & LIGHT

EMISSION POINT: COMBUSTION TURBINE 2F

ADDRESS: 10650 STATE ROAD 80  
FORT MYERS, FL 33905

TOTAL SOURCE OPERATION TIME: 1722 HOURS  
DATE OF LATEST CERTIFICATION OR AUDIT: 12/10/2003  
MONITOR MANUFACTURER & MODEL NO.: Thermo Environmental Instruments model 42CLS

REASON FOR EXCESS EMISSIONS		CEMS PERFORMANCE SUMMARY	
DURATION OF EXCESS EMISSIONS (HOURS) IN REPORTING PERIOD DUE TO:		CEMS DOWNTIME (HOURS) IN REPORTING PERIOD DUE TO:	
STARTUP / SHUTDOWN	0.0	MONITOR EQUIPMENT MALFUNCTIONS	5.0
CONTROL EQUIPMENT PROBLEMS	0.0	NON-MONITOR EQUIP. MALFUNCTIONS	5.0
PROCESS PROBLEMS	0.0	QUALITY ASSURANCE CALIBRATION	5.0
OTHER KNOWN CAUSES	_____	OTHER KNOWN CAUSES	_____
UNKNOWN CAUSES	_____	OTHER UNKNOWN CAUSES	0.0
TOTAL DURATION OF EXCESS EMISSIONS	0.0	TOTAL CEMS DOWNTIME	10.0
TOTAL DURATION OF EXCESS EMISSIONS EXCESS EMISSIONS X (100) (TOTAL SOURCE OPERATING TIME)	0.0 %	(TOTAL CEMS DOWNTIME) X (100) (TOTAL SOURCE OPERATING TIME)	0.6 %

ON A SEPARATE PAGE, DESCRIBE ANY CHANGES SINCE LAST QUARTER IN CEMS, PROCESS, OR CONTROLS

I CERTIFY THAT I HAVE PERSONALLY EXAMINED AND AM FAMILIAR WITH THE INFORMATION SUBMITTED HEREIN, AND BASED ON MY INQUIRY OF THOSE INDIVIDUALS IMMEDIATELY RESPONSIBLE FOR OBTAINING THE INFORMATION, BELIEVE THE INFORMATION IS ACCURATE.

W. M. Reichel  
NAME (Print)

  
SIGNATURE

Plant General Manager  
TITLE

01/21/2004  
DATE



## EXCESS EMISSIONS QUARTERLY REPORT Summary Report

From 01/01/2004 To 03/31/2004

SOURCE NAME: FORT MYERS PLANT

COMPANY: FLORIDA POWER & LIGHT

EMISSION POINT: COMBUSTION TURBINE 3A

ADDRESS: 10650 STATE ROAD 80  
FORT MYERS, FL 33905

TOTAL SOURCE OPERATION TIME: 236 HOURS

DATE OF LATEST CERTIFICATION OR AUDIT: 04/28/2003

MONITOR MANUFACTURER & MODEL NO.: Thermo Environmental Instruments model 42CLS

REASON FOR EXCESS EMISSIONS	CEMS PERFORMANCE SUMMARY
DURATION OF EXCESS EMISSIONS (HOURS) IN REPORTING PERIOD DUE TO:	CEMS DOWNTIME (HOURS) IN REPORTING PERIOD DUE TO:
STARTUP / SHUTDOWN <span style="float: right;">0.0</span>	MONITOR EQUIPMENT MALFUNCTIONS <span style="float: right;">0.0</span>
CONTROL EQUIPMENT PROBLEMS <span style="float: right;">0.0</span>	NON-MONITOR EQUIP. MALFUNCTIONS <span style="float: right;">0.0</span>
PROCESS PROBLEMS <span style="float: right;">0.0</span>	QUALITY ASSURANCE CALIBRATION <span style="float: right;">3.0</span>
OTHER KNOWN CAUSES <span style="float: right;">0.0</span>	OTHER KNOWN CAUSES <span style="float: right;">0.0</span>
UNKNOWN CAUSES <span style="float: right;">0.0</span>	OTHER UNKNOWN CAUSES <span style="float: right;">0.0</span>
TOTAL DURATION OF EXCESS EMISSIONS <span style="float: right;">0.0</span>	TOTAL CEMS DOWNTIME <span style="float: right;">3.0</span>
TOTAL DURATION OF EXCESS EMISSIONS <u>EXCESS EMISSIONS X (100)</u>	<u>(TOTAL CEMS DOWNTIME) X (100)</u>
(TOTAL SOURCE OPERATING TIME) <span style="float: right;">0.0 %</span>	(TOTAL SOURCE OPERATING TIME) <span style="float: right;">1.3 %</span>

ON A SEPARATE PAGE, DESCRIBE ANY CHANGES SINCE LAST QUARTER IN CEMS, PROCESS, OR CONTROLS

I CERTIFY THAT I HAVE PERSONALLY EXAMINED AND AM FAMILIAR WITH THE INFORMATION SUBMITTED HEREIN, AND BASED ON MY INQUIRY OF THOSE INDIVIDUALS IMMEDIATELY RESPONSIBLE FOR OBTAINING THE INFORMATION, BELIEVE THE INFORMATION IS ACCURATE.

W. M. Reichel  
NAME (Print)

  
SIGNATURE

Plant General Manager  
TITLE

01/21/2004  
DATE

**EXCESS EMISSIONS QUARTERLY REPORT**  
Summary Report

From 01/01/2004 To 03/31/2004

SOURCE NAME: FORT MYERS PLANT

COMPANY: FLORIDA POWER & LIGHT

EMISSION POINT: COMBUSTION TURBINE 3B


ADDRESS: 10650 STATE ROAD 80  
FORT MYERS, FL 33905

TOTAL SOURCE OPERATION TIME: 151 HOURS  
DATE OF LATEST CERTIFICATION OR AUDIT: 04/15/2003  
MONITOR MANUFACTURER & MODEL NO.: Thermo Environmental Instruments model 42CLS

REASON FOR EXCESS EMISSIONS		CEMS PERFORMANCE SUMMARY	
DURATION OF EXCESS EMISSIONS (HOURS) IN REPORTING PERIOD DUE TO:		CEMS DOWNTIME (HOURS) IN REPORTING PERIOD DUE TO:	
STARTUP / SHUTDOWN	<u>0.0</u>	MONITOR EQUIPMENT MALFUNCTIONS	<u>0.0</u>
CONTROL EQUIPMENT PROBLEMS	<u>0.0</u>	NON-MONITOR EQUIP. MALFUNCTIONS	<u>0.0</u>
PROCESS PROBLEMS	<u>0.0</u>	QUALITY ASSURANCE CALIBRATION	<u>6.0</u>
OTHER KNOWN CAUSES	<u>0.0</u>	OTHER KNOWN CAUSES	<u>0.0</u>
UNKNOWN CAUSES	<u>0.0</u>	OTHER UNKNOWN CAUSES	<u>0.0</u>
TOTAL DURATION OF EXCESS EMISSIONS	<u>0.0</u>	TOTAL CEMS DOWNTIME	<u>6.0</u>
TOTAL DURATION OF EXCESS EMISSIONS <u>EXCESS EMISSIONS X (100)</u> (TOTAL SOURCE OPERATING TIME)	<u>0.0 %</u>	<u>(TOTAL CEMS DOWNTIME) X (100)</u> (TOTAL SOURCE OPERATING TIME)	<u>4.0 %</u>

ON A SEPARATE PAGE, DESCRIBE ANY CHANGES SINCE LAST QUARTER IN CEMS, PROCESS, OR CONTROLS

I CERTIFY THAT I HAVE PERSONALLY EXAMINED AND AM FAMILIAR WITH THE INFORMATION SUBMITTED HEREIN, AND BASED ON MY INQUIRY OF THOSE INDIVIDUALS IMMEDIATELY RESPONSIBLE FOR OBTAINING THE INFORMATION, BELIEVE THE INFORMATION IS ACCURATE.

<u>W. M. Reichel</u> NAME (Print)	 SIGNATURE	<u>Plant General Manager</u> TITLE	<u>01/21/2004</u> DATE
--------------------------------------	--	---------------------------------------	---------------------------



Florida Power & Light Company, P. O. Box 430, Fort Myers, FL 33902

July 12, 2004

Mr. Ronald Blackburn  
Florida Department of Environmental Protection  
South Florida District  
P. O. Box 2549  
Fort Myers, Florida 33902-2549

**RE: Fort Myers Plant Combustion Turbines  
Quarterly Excess Emissions Report  
Air Permit 0710002-004AC  
Second Calendar Quarter 2004**

Dear Mr Blackburn:

Attached is the Second Quarter, 2004 Excess Emissions Report for the Fort Myers Combustion Turbine facility as required under 40 CFR 60(a)(7)(c).

If you have any questions regarding these reports, please contact me at (239) 693-4390.

Sincerely,

*B.P. Tibble*

B. P. Tibble  
Environmental Specialist

Enclosures: (8)

File:g:\common\bpt\air\04 q1 excess emissions cover letter.doc

## EXCESS EMISSIONS QUARTERLY REPORT Summary Report

From 04/01/2004 To 06/30/2004

SOURCE NAME: FORT MYERS PLANT

COMPANY: FLORIDA POWER & LIGHT

EMISSION POINT: COMBUSTION TURBINE 2A

ADDRESS: 10650 STATE ROAD 80  
FORT MYERS, FL 33905

TOTAL SOURCE OPERATION TIME: 1999 HOURS

DATE OF LATEST CERTIFICATION OR AUDIT: 12/02/2003


MONITOR MANUFACTURER & MODEL NO.: Thermo Environmental Instruments model 42CLS

REASON FOR EXCESS EMISSIONS	CEMS PERFORMANCE SUMMARY
DURATION OF EXCESS EMISSIONS (HOURS) IN REPORTING PERIOD DUE TO:	CEMS DOWNTIME (HOURS) IN REPORTING PERIOD DUE TO:
STARTUP / SHUTDOWN <span style="float: right;">0.0</span>	MONITOR EQUIPMENT MALFUNCTIONS <span style="float: right;">7.0</span>
CONTROL EQUIPMENT PROBLEMS <span style="float: right;">0.0</span>	NON-MONITOR EQUIP. MALFUNCTIONS <span style="float: right;">0.0</span>
PROCESS PROBLEMS <span style="float: right;">_____</span>	QUALITY ASSURANCE CALIBRATION <span style="float: right;">0.0</span>
OTHER KNOWN CAUSES <span style="float: right;">_____</span>	OTHER KNOWN CAUSES <span style="float: right;">0.0</span>
UNKNOWN CAUSES <span style="float: right;">_____</span>	OTHER UNKNOWN CAUSES <span style="float: right;">_____</span>
TOTAL DURATION OF EXCESS EMISSIONS <span style="float: right;">0.0</span>	TOTAL CEMS DOWNTIME <span style="float: right;">7.0</span>
TOTAL DURATION OF EXCESS EMISSIONS <u>EXCESS EMISSIONS X (100)</u>	<u>(TOTAL CEMS DOWNTIME) X (100)</u>
(TOTAL SOURCE OPERATING TIME) <span style="float: right;">0.0 %</span>	(TOTAL SOURCE OPERATING TIME) <span style="float: right;">0.4 %</span>

ON A SEPARATE PAGE, DESCRIBE ANY CHANGES SINCE LAST QUARTER IN CEMS, PROCESS, OR CONTROLS

I CERTIFY THAT I HAVE PERSONALLY EXAMINED AND AM FAMILIAR WITH THE INFORMATION SUBMITTED HEREIN, AND BASED ON MY INQUIRY OF THOSE INDIVIDUALS IMMEDIATELY RESPONSIBLE FOR OBTAINING THE INFORMATION, BELIEVE THE INFORMATION IS ACCURATE.

W. M. Reichel  
NAME (Print)

  
SIGNATURE

Plant General Manager  
TITLE

07/12/2004  
DATE

**EXCESS EMISSIONS QUARTERLY REPORT**  
Summary Report

From 04/01/2004 To 06/30/2004

SOURCE NAME: FORT MYERS PLANT

COMPANY: FLORIDA POWER & LIGHT

EMISSION POINT: COMBUSTION TURBINE 2B

ADDRESS: 10650 STATE ROAD 80  
FORT MYERS, FL 33905

TOTAL SOURCE OPERATION TIME: 2150 HOURS

DATE OF LATEST CERTIFICATION OR AUDIT: 12/02/2003


MONITOR MANUFACTURER & MODEL NO.: Thermo Environmental Instruments model 42CLS

REASON FOR EXCESS EMISSIONS		CEMS PERFORMANCE SUMMARY	
DURATION OF EXCESS EMISSIONS (HOURS) IN REPORTING PERIOD DUE TO:		CEMS DOWNTIME (HOURS) IN REPORTING PERIOD DUE TO:	
STARTUP / SHUTDOWN	<u>0.0</u>	MONITOR EQUIPMENT MALFUNCTIONS	<u>0.0</u>
CONTROL EQUIPMENT PROBLEMS	<u>0.0</u>	NON-MONITOR EQUIP. MALFUNCTIONS	<u>1.0</u>
PROCESS PROBLEMS	<u>0.0</u>	QUALITY ASSURANCE CALIBRATION	<u>1.0</u>
OTHER KNOWN CAUSES	<u>0.0</u>	OTHER KNOWN CAUSES	<u>0.0</u>
UNKNOWN CAUSES	<u>0.0</u>	OTHER UNKNOWN CAUSES	<u>0.0</u>
TOTAL DURATION OF EXCESS EMISSIONS	<u>0.0</u>	TOTAL CEMS DOWNTIME	<u>1.0</u>
TOTAL DURATION OF EXCESS EMISSIONS		(TOTAL CEMS DOWNTIME) X (100)	<u>0.0</u> %
<u>EXCESS EMISSIONS X (100)</u>		(TOTAL SOURCE OPERATING TIME)	
(TOTAL SOURCE OPERATING TIME)	<u>0.0</u> %		

ON A SEPARATE PAGE, DESCRIBE ANY CHANGES SINCE LAST QUARTER IN CEMS, PROCESS, OR CONTROLS

I CERTIFY THAT I HAVE PERSONALLY EXAMINED AND AM FAMILIAR WITH THE INFORMATION SUBMITTED HEREIN, AND BASED ON MY INQUIRY OF THOSE INDIVIDUALS IMMEDIATELY RESPONSIBLE FOR OBTAINING THE INFORMATION, BELIEVE THE INFORMATION IS ACCURATE.

W. M. Reichel  
NAME (Print)

  
SIGNATURE

Plant General Manager  
TITLE

07/12/2004  
DATE

**EXCESS EMISSIONS QUARTERLY REPORT**  
Summary Report

From 04/01/2004 To 06/30/2004

SOURCE NAME: FORT MYERS PLANT

COMPANY: FLORIDA POWER & LIGHT

EMISSION POINT: COMBUSTION TURBINE 2C

ADDRESS: 10650 STATE ROAD 80  
FORT MYERS, FL 33905

TOTAL SOURCE OPERATION TIME: 2110 HOURS

DATE OF LATEST CERTIFICATION OR AUDIT: 12/03/2003


MONITOR MANUFACTURER & MODEL NO.: Thermo Environmental Instruments model 42CLS

REASON FOR EXCESS EMISSIONS		CEMS PERFORMANCE SUMMARY	
DURATION OF EXCESS EMISSIONS (HOURS) IN REPORTING PERIODS DUE TO:		CEMS DOWNTIME (HOURS) IN REPORTING PERIOD DUE TO:	
STARTUP / SHUTDOWN	<u>0.0</u>	MONITOR EQUIPMENT MALFUNCTIONS	<u>0.0</u>
CONTROL EQUIPMENT PROBLEMS	<u>0.0</u>	NON-MONITOR EQUIP. MALFUNCTIONS	<u>1.0</u>
PROCESS PROBLEMS	<u>    </u>	QUALITY ASSURANCE CALIBRATION	<u>1.0</u>
OTHER KNOWN CAUSES	<u>    </u>	OTHER KNOWN CAUSES	<u>    </u>
UNKNOWN CAUSES	<u>    </u>	OTHER UNKNOWN CAUSES	<u>0.0</u>
TOTAL DURATION OF EXCESS EMISSIONS	<u>0.0</u>	TOTAL CEMS DOWNTIME	<u>1.0</u>
TOTAL DURATION OF EXCESS EMISSIONS		(TOTAL CEMS DOWNTIME) X (100)	<u>0.0 %</u>
<u>EXCESS EMISSIONS X (100)</u>		(TOTAL SOURCE OPERATING TIME)	
(TOTAL SOURCE OPERATING TIME)	<u>0.0 %</u>		

ON A SEPARATE PAGE, DESCRIBE ANY CHANGES SINCE LAST QUARTER IN CEMS, PROCESS, OR CONTROLS

I CERTIFY THAT I HAVE PERSONALLY EXAMINED AND AM FAMILIAR WITH THE INFORMATION SUBMITTED HEREIN, AND BASED ON MY INQUIRY OF THOSE INDIVIDUALS IMMEDIATELY RESPONSIBLE FOR OBTAINING THE INFORMATION, BELIEVE THE INFORMATION IS ACCURATE.

W. M. Reichel  
NAME (Print)

  
SIGNATURE

Plant General Manager  
TITLE

07/12/2004  
DATE

**EXCESS EMISSIONS QUARTERLY REPORT**  
Summary Report

From 04/01/2004 To 06/30/2004

SOURCE NAME: FORT MYERS PLANT

COMPANY: FLORIDA POWER & LIGHT

EMISSION POINT: COMBUSTION TURBINE 2D

ADDRESS: 10650 STATE ROAD 80  
FORT MYERS, FL 33905


TOTAL SOURCE OPERATION TIME: 2131 HOURS  
DATE OF LATEST CERTIFICATION OR AUDIT: 12/09/2003  
MONITOR MANUFACTURER & MODEL NO.: Thermo Environmental Instruments model 42CLS

REASON FOR EXCESS EMISSIONS		CEMS PERFORMANCE SUMMARY	
DURATION OF EXCESS EMISSIONS (HOURS) IN REPORTING PERIOD DUE TO:		CEMS DOWNTIME (HOURS) IN REPORTING PERIOD DUE TO:	
STARTUP / SHUTDOWN	<u>0.0</u>	MONITOR EQUIPMENT MALFUNCTIONS	<u>8.0</u>
CONTROL EQUIPMENT PROBLEMS	<u>      </u>	NON-MONITOR EQUIP. MALFUNCTIONS	<u>      </u>
PROCESS PROBLEMS	<u>      </u>	QUALITY ASSURANCE CALIBRATION	<u>1.0</u>
OTHER KNOWN CAUSES	<u>      </u>	OTHER KNOWN CAUSES	<u>      </u>
UNKNOWN CAUSES	<u>      </u>	OTHER UNKNOWN CAUSES	<u>0.0</u>
TOTAL DURATION OF EXCESS EMISSIONS	<u>0.0</u>	TOTAL CEMS DOWNTIME	<u>9.0</u>
TOTAL DURATION OF EXCESS EMISSIONS EXCESS EMISSIONS X (100) (TOTAL SOURCE OPERATING TIME)	<u>0.0 %</u>	(TOTAL CEMS DOWNTIME) X (100) (TOTAL SOURCE OPERATING TIME)	<u>0.4 %</u>

ON A SEPARATE PAGE, DESCRIBE ANY CHANGES SINCE LAST QUARTER IN CEMS, PROCESS, OR CONTROLS

I CERTIFY THAT I HAVE PERSONALLY EXAMINED AND AM FAMILIAR WITH THE INFORMATION SUBMITTED HEREIN, AND BASED ON MY INQUIRY OF THOSE INDIVIDUALS IMMEDIATELY RESPONSIBLE FOR OBTAINING THE INFORMATION, BELIEVE THE INFORMATION IS ACCURATE.

W. M. Reichel  
NAME (Print)

  
SIGNATURE

Plant General Manager  
TITLE

07/12/2004  
DATE

**EXCESS EMISSIONS QUARTERLY REPORT**  
Summary Report

From 04/01/2004 To 06/30/2004

SOURCE NAME: FORT MYERS PLANT

COMPANY: FLORIDA POWER & LIGHT

EMISSION POINT: COMBUSTION TURBINE 2E

ADDRESS: 10650 STATE ROAD 80  
FORT MYERS, FL 33905

TOTAL SOURCE OPERATION TIME: 2113 HOURS

DATE OF LATEST CERTIFICATION OR AUDIT: 12/09/2003

MONITOR MANUFACTURER & MODEL NO.: Thermo Environmental Instruments model 42CLS

REASON FOR EXCESS EMISSIONS		CEMS PERFORMANCE SUMMARY	
DURATION OF EXCESS EMISSIONS (HOURS) IN REPORTING PERIOD DUE TO:		CEMS DOWNTIME (HOURS) IN REPORTING PERIOD DUE TO:	
STARTUP / SHUTDOWN	<u>0.0</u>	MONITOR EQUIPMENT MALFUNCTIONS	<u>6.0</u>
CONTROL EQUIPMENT PROBLEMS	<u>      </u>	NON-MONITOR EQUIP. MALFUNCTIONS	<u>      </u>
PROCESS PROBLEMS	<u>      </u>	QUALITY ASSURANCE CALIBRATION	<u>1.0</u>
OTHER KNOWN CAUSES	<u>      </u>	OTHER KNOWN CAUSES	<u>      </u>
UNKNOWN CAUSES	<u>      </u>	OTHER UNKNOWN CAUSES	<u>0.0</u>
TOTAL DURATION OF EXCESS EMISSIONS	<u>0.0</u>	TOTAL CEMS DOWNTIME	<u>7.0</u>
TOTAL DURATION OF EXCESS EMISSIONS <u>EXCESS EMISSIONS X (100)</u> (TOTAL SOURCE OPERATING TIME)	<u>0.0 %</u>	<u>(TOTAL CEMS DOWNTIME) X (100)</u> (TOTAL SOURCE OPERATING TIME)	<u>0.3 %</u>

ON A SEPARATE PAGE, DESCRIBE ANY CHANGES SINCE LAST QUARTER IN CEMS, PROCESS, OR CONTROLS

I CERTIFY THAT I HAVE PERSONALLY EXAMINED AND AM FAMILIAR WITH THE INFORMATION SUBMITTED HEREIN, AND BASED ON MY INQUIRY OF THOSE INDIVIDUALS IMMEDIATELY RESPONSIBLE FOR OBTAINING THE INFORMATION, BELIEVE THE INFORMATION IS ACCURATE.

W. M. Reichel  
NAME (Print)

  
SIGNATURE

Plant General Manager  
TITLE

07/12/2004  
DATE



**EXCESS EMISSIONS QUARTERLY REPORT**  
Summary Report

From 04/01/2004 To 06/30/2004

SOURCE NAME: FORT MYERS PLANT

COMPANY: FLORIDA POWER & LIGHT

EMISSION POINT: COMBUSTION TURBINE 2F

ADDRESS: 10650 STATE ROAD 80  
FORT MYERS, FL 33905

TOTAL SOURCE OPERATION TIME: 2026 HOURS

DATE OF LATEST CERTIFICATION OR AUDIT: 12/10/2003

MONITOR MANUFACTURER & MODEL NO.: Thermo Environmental Instruments model 42CLS

REASON FOR EXCESS EMISSIONS		CEMS PERFORMANCE SUMMARY	
DURATION OF EXCESS EMISSIONS (HOURS) IN REPORTING PERIOD DUE TO:		CEMS DOWNTIME (HOURS) IN REPORTING PERIOD DUE TO:	
STARTUP / SHUTDOWN	<u>0.0</u>	MONITOR EQUIPMENT MALFUNCTIONS	<u>1.0</u>
CONTROL EQUIPMENT PROBLEMS	<u>0.0</u>	NON-MONITOR EQUIP. MALFUNCTIONS	<u>7.0</u>
PROCESS PROBLEMS	<u>0.0</u>	QUALITY ASSURANCE CALIBRATION	<u>0.0</u>
OTHER KNOWN CAUSES	<u>0.0</u>	OTHER KNOWN CAUSES	<u>0.0</u>
UNKNOWN CAUSES	<u>0.0</u>	OTHER UNKNOWN CAUSES	<u>0.0</u>
TOTAL DURATION OF EXCESS EMISSIONS	<u>0.0</u>	TOTAL CEMS DOWNTIME	<u>8.0</u>
TOTAL DURATION OF EXCESS EMISSIONS		(TOTAL CEMS DOWNTIME) X (100)	<u>0.4 %</u>
<u>EXCESS EMISSIONS X (100)</u>		(TOTAL SOURCE OPERATING TIME)	
(TOTAL SOURCE OPERATING TIME)	<u>0.0 %</u>		

ON A SEPARATE PAGE, DESCRIBE ANY CHANGES SINCE LAST QUARTER IN CEMS, PROCESS, OR CONTROLS

I CERTIFY THAT I HAVE PERSONALLY EXAMINED AND AM FAMILIAR WITH THE INFORMATION SUBMITTED HEREIN, AND BASED ON MY INQUIRY OF THOSE INDIVIDUALS IMMEDIATELY RESPONSIBLE FOR OBTAINING THE INFORMATION, BELIEVE THE INFORMATION IS ACCURATE.

W. M. Reichel  
NAME (Print)

  
SIGNATURE

Plant General Manager  
TITLE

07/12/2004  
DATE

**EXCESS EMISSIONS QUARTERLY REPORT**  
Summary Report

From 04/01/2004 To 06/30/2004

SOURCE NAME: FORT MYERS PLANT

COMPANY: FLORIDA POWER & LIGHT

EMISSION POINT: COMBUSTION TURBINE 3A

ADDRESS: 10650 STATE ROAD 80  
FORT MYERS, FL 33905

TOTAL SOURCE OPERATION TIME: 613 HOURS

DATE OF LATEST CERTIFICATION OR AUDIT: 06/29/2004

MONITOR MANUFACTURER & MODEL NO.:

Thermo Environmental Instruments model 42CLS

REASON FOR EXCESS EMISSIONS		CEMS PERFORMANCE SUMMARY	
DURATION OF EXCESS EMISSIONS (HOURS) IN REPORTING PERIOD DUE TO:		CEMS DOWNTIME (HOURS) IN REPORTING PERIOD DUE TO:	
STARTUP / SHUTDOWN	<u>0.0</u>	MONITOR EQUIPMENT MALFUNCTIONS	<u>0.0</u>
CONTROL EQUIPMENT PROBLEMS	<u>0.0</u>	NON-MONITOR EQUIP. MALFUNCTIONS	<u>1.0</u>
PROCESS PROBLEMS	<u>0.0</u>	QUALITY ASSURANCE CALIBRATION	<u>1.0</u>
OTHER KNOWN CAUSES	<u>    </u>	OTHER KNOWN CAUSES	<u>    </u>
UNKNOWN CAUSES	<u>    </u>	OTHER UNKNOWN CAUSES	<u>0.0</u>
TOTAL DURATION OF EXCESS EMISSIONS	<u>0.0</u>	TOTAL CEMS DOWNTIME	<u>1.0</u>
TOTAL DURATION OF EXCESS EMISSIONS		(TOTAL CEMS DOWNTIME) X (100)	<u>0.2 %</u>
<u>EXCESS EMISSIONS X (100)</u>		(TOTAL SOURCE OPERATING TIME)	
(TOTAL SOURCE OPERATING TIME)	<u>0.0 %</u>		

ON A SEPARATE PAGE, DESCRIBE ANY CHANGES SINCE LAST QUARTER IN CEMS, PROCESS, OR CONTROLS

I CERTIFY THAT I HAVE PERSONALLY EXAMINED AND AM FAMILIAR WITH THE INFORMATION SUBMITTED HEREIN, AND BASED ON MY INQUIRY OF THOSE INDIVIDUALS IMMEDIATELY RESPONSIBLE FOR OBTAINING THE INFORMATION, BELIEVE THE INFORMATION IS ACCURATE.

W. M. Reichel  
NAME (Print)

  
SIGNATURE

Plant General Manager  
TITLE

07/12/2004  
DATE

**EXCESS EMISSIONS QUARTERLY REPORT**  
Summary Report

From 04/01/2004 To 06/30/2004

SOURCE NAME: FORT MYERS PLANT

COMPANY: FLORIDA POWER & LIGHT

EMISSION POINT: COMBUSTION TURBINE 3B

ADDRESS: 10650 STATE ROAD 80  
FORT MYERS, FL 33905

TOTAL SOURCE OPERATION TIME: 597 HOURS

DATE OF LATEST CERTIFICATION OR AUDIT: 06/30/2004

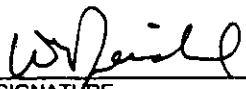
MONITOR MANUFACTURER & MODEL NO.: Thermo Environmental Instruments model 42CLS

REASON FOR EXCESS EMISSIONS		CEMS PERFORMANCE SUMMARY	
DURATION OF EXCESS EMISSIONS (HOURS) IN REPORTING PERIOD DUE TO:		CEMS DOWNTIME (HOURS) IN REPORTING PERIOD DUE TO:	
STARTUP / SHUTDOWN	<u>0.0</u>	MONITOR EQUIPMENT MALFUNCTIONS	<u>0.0</u>
CONTROL EQUIPMENT PROBLEMS	<u>0.0</u>	NON-MONITOR EQUIP. MALFUNCTIONS	<u>0.0</u>
PROCESS PROBLEMS	<u>0.0</u>	QUALITY ASSURANCE CALIBRATION	<u>1.0</u>
OTHER KNOWN CAUSES	<u>0.0</u>	OTHER KNOWN CAUSES	<u>0.0</u>
UNKNOWN CAUSES	<u>0.0</u>	OTHER UNKNOWN CAUSES	<u>0.0</u>
TOTAL DURATION OF EXCESS EMISSIONS	<u>0.0</u>	TOTAL CEMS DOWNTIME	<u>1.0</u>
TOTAL DURATION OF EXCESS EMISSIONS <u>EXCESS EMISSIONS X (100)</u> (TOTAL SOURCE OPERATING TIME)	<u>0.0 %</u>	<u>(TOTAL CEMS DOWNTIME) X (100)</u> (TOTAL SOURCE OPERATING TIME)	<u>0.2 %</u>

ON A SEPARATE PAGE, DESCRIBE ANY CHANGES SINCE LAST QUARTER IN CEMS, PROCESS, OR CONTROLS

I CERTIFY THAT I HAVE PERSONALLY EXAMINED AND AM FAMILIAR WITH THE INFORMATION SUBMITTED HEREIN, AND BASED ON MY INQUIRY OF THOSE INDIVIDUALS IMMEDIATELY RESPONSIBLE FOR OBTAINING THE INFORMATION, BELIEVE THE INFORMATION IS ACCURATE.

W. M. Reichel  
NAME (Print)

  
SIGNATURE

Plant General Manager  
TITLE

07/12/2004  
DATE