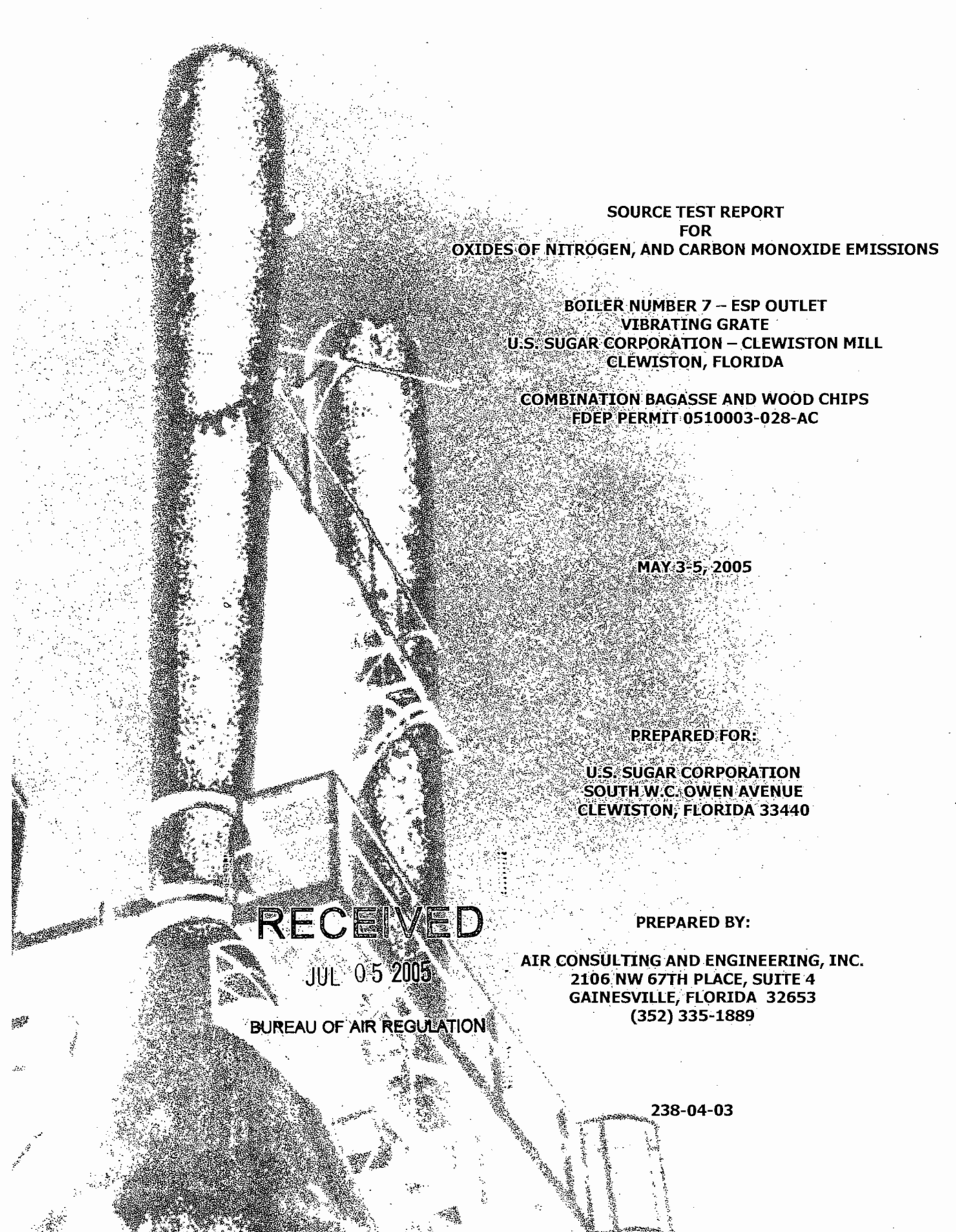




ACE
**AIR CONSULTING
& ENGINEERING, INC.**



*2106 N.W. 67th Place • Suite 4 • Gainesville, Florida • 32653
(352) 335-1889 FAX (352) 335-1891*



**SOURCE TEST REPORT
FOR
OXIDES OF NITROGEN, AND CARBON MONOXIDE EMISSIONS**

**BOILER NUMBER 7 – ESP OUTLET
VIBRATING GRATE
U.S. SUGAR CORPORATION – CLEWISTON MILL
CLEWISTON, FLORIDA**

**COMBINATION BAGASSE AND WOOD CHIPS
FDEP PERMIT 0510003-028-AC**

MAY 3-5, 2005

PREPARED FOR:

**U.S. SUGAR CORPORATION
SOUTH W.C. OWEN AVENUE
CLEWISTON, FLORIDA 33440**

PREPARED BY:

**AIR CONSULTING AND ENGINEERING, INC.
2106 NW 67TH PLACE, SUITE 4
GAINESVILLE, FLORIDA 32653
(352) 335-1889**

RECEIVED

JUL 05 2005

BUREAU OF AIR REGULATION

238-04-03

TABLE OF CONTENTS

SECTION		PAGE
1.0	INTRODUCTION.....	1
2.0	SUMMARY AND DISCUSSION OF RESULTS	2
3.0	PROCESS DESCRIPTION AND OPERATION	4
4.0	SAMPLING POINT LOCATION.....	5
5.0	FIELD AND ANALYTICAL PROCEDURES	7
5.1	DETERMINATION OF NITROGEN OXIDES FROM STATIONARY SOURCE--EPA METHOD 7E.....	7
5.2	DETERMINATION OF CARBON MONOXIDE EMISSIONS FROM STATIONARY SOURCE--EPA METHOD 10.....	7

APPENDICES

APPENDIX A--VOLUMETRIC FLOW DATA

APPENDIX B--EMISSION SUMMARIES

APPENDIX C-- STRIP CHART AND DATA LOGGER COPIES

APPENDIX D--BOILER OPERATING DATA

APPENDIX E--QUALITY ASSURANCE

APPENDIX F--PROJECT PARTICIPANTS

RECEIVED

JUL 05 2005

BUREAU OF AIR REGULATION

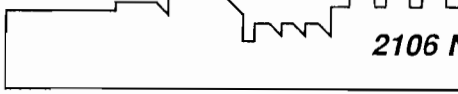
LIST OF TABLES

<u>TABLE</u>	<u>PAGE</u>
1 SUMMARY OF EMISSIONS	3

LIST OF FIGURES

<u>FIGURE</u>	<u>PAGE</u>
1 SAMPLING POINT LOCATION.....	6
2 EPA METHODS 3A, 7E AND 10 SAMPLING TRAIN.....	8

ACE
AIR CONSULTING
& ENGINEERING, INC.



2106 N.W. 67th Place • Suite 4 • Gainesville, Florida • 32653
(352) 335-1889 FAX (352) 335-1891

REPORT CERTIFICATION

To the best of my knowledge, all applicable field and analytical procedures comply with the Florida Department of Environmental Protection requirements and all test data and plant operating data are true and correct.

Dagmar Fick

Dagmar Fick, Mechanical Engineer

6/8/2005

Date

1.0 INTRODUCTION

On May 3-5, 2005, Air Consulting and Engineering, Inc. (ACE) performed Oxides of Nitrogen and Carbon Monoxide testing on the ESP outlet of the Number 7 Boiler at U.S. Sugar Corporation's (USSC) Clewiston Mill in Clewiston, Florida. The Boiler was fired with a combination of Bagasse and Wood Chips. Testing was conducted to satisfy the conditions of the Florida Department of Environmental Protection (FDEP) Permit Number 0510003-028-AC.

Testing for Oxides of Nitrogen (NO_x) and Carbon Monoxide (CO) determination were performed in accordance with United States Environmental Protection Agency (EPA) Methods 7E (NO_x) and 10 (CO).

Mr. Don Griffin and Mr. Alan Lester of USSC coordinated test activities.

2.0 SUMMARY AND DISCUSSION OF RESULTS

Table 1 is a summary of the emission results and flue gas parameters.

A combination of Bagasse and Wood Chips were used to fire the boiler.

Oxides of nitrogen emissions were 0.318, 0.314 and 0.301 lbs/MMBTU while the boiler was fired with a fuel mixture of 15% Wood Chips and 45% Bagasse. Firing with Bagasse alone resulted NO_x emissions of 0.249 lbs/MMBTU. The permitted NO_x limit for the boiler is 0.25 lbs/MMBTU.

Carbon monoxide emissions were 0.139, 0.246 and 0.144 lbs/MMBTU while fired with the fuel mixture and 0.245 lbs/MMBTU while fired with Bagasse alone. The permitted CO limit is 0.7 lbs/MMBTU.

Volumetric flow data, emission summaries and strip chart copies and data logger records are presented in Appendices A, B and C.

Production rate summaries are provided in Appendix D. This data was obtained from control room recordings of steam flow, temperature, and pressure as well as feed water temperature and pressure. Steam integrator readings were recorded at the beginning and at the end of the each particulate run.

**Table 1. Emission Summary
Boiler 7 - ESP Outlet
United States Sugar Corporation - Clewiston Mill
Clewiston, Florida
May 3-5, 2005**

Run Number	Date	Time	Fuel	Steam Rate	Heat Input	CO ₂	Oxygen	Flow Rate	CO Emissions		NO _x Emissions	
				lbs/hr	MMBTUH	%	%	dscfm	lbs/MMBTU	lbs/hr	lbs/MMBTU	lbs/hr
1	5/3/05	1323-1423	25% Wood Chip/ 75% Bagasse	242727	502.1	10.9	10.4	162497	0.139	69.93	0.318	159.50
2	5/3/05	1437-1537	25% Wood Chip/ 75% Bagasse	227077	468.0	10.1	10.9	164363	0.246	115.32	0.314	147.01
3	5/4/05	1136-1236	100% Bagasse	193125	401.8	9.4	11.2	153399	0.245	98.43	0.249	100.05
4	5/5/05	1440-1540	Run aborted - lack of Wood Chips in fuel mixture									
5	5/5/05	1701-1801	25% Wood Chip/ 75% Bagasse	196000	407.0	9.0	11.4	160047	0.144	58.79	0.301	122.57

Fuel Percentages were calculated from belt speeds. 15% wood chips/45% bagasse belt speeds would correspond to a 25%wood chip/75%bagasse fuel mixture

Heat Input calculations are based on steam parameters and a boiler efficiency of 55%

3.0 PROCESS DESCRIPTION AND OPERATION

The Number 7 Boiler at US Sugar Corporation's Clewiston facility is a vibrating grate unit. The heat input is rated at 812 million BTU per hour (MMBTUH) on an 1-hour average and 738 MMBTUH on a 24-hour average, with a steam production of 385,000 pounds per hour (lbs/hr) based on the 1-hour average and 350,000 lbs/hr based on the 24-hour average heat input. The steam is used to produce electricity as well as steam for the A & B train sugar mills, which in turn produce bagasse fuel to fire the boiler(s).

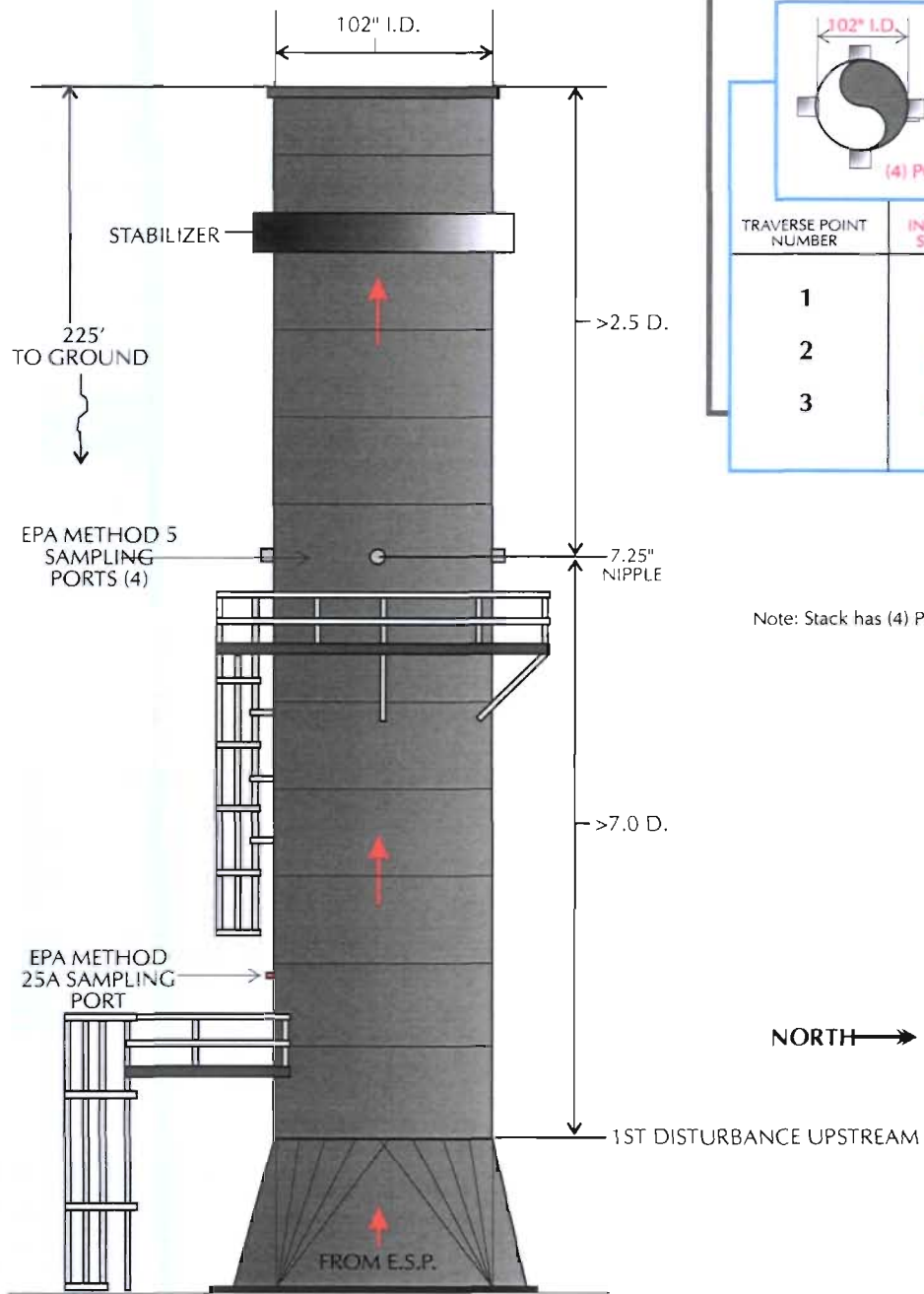
The Number 7 Boiler is also capable of firing Number 2 fuel oil for start-up periods and as supplemental fuel if the bagasse fuel feed is insufficient. During this test series, the boiler was fired with a mixture of 25% Wood Chips and 75% Bagasse. The fuel percentages are based on belt speed. Full speed was identical for both belts. The belt conveying the wood chips was operating at 15% of its full speed while the bagasse conveyer belt was operated at 45% of full speed. Fuel analysis and boiler operating parameters are presented in Appendix D.

Particulate emissions are controlled by a wet bottom cyclone dust collector followed by an electrostatic precipitator (ESP). The cyclone removes sand and partially combusted bagasse fibers to protect the induced draft fan and ESP.

4.0 SAMPLING POINT LOCATION

The Number 7 Boiler stack outlet is approximately 225 feet above ground level. The stack is 8.5 feet in diameter. The stack has four test ports. Three traverse points per port were sampled for each run.

These locations are provided in the Figure 1 schematic.



Note: Stack has (4) Ports Total.

NOTE: NOT TO SCALE.

SOURCE: AIR CONSULTING & ENGINEERING, INC. (CLEW7) 1/11/01




FIGURE 1.
SAMPLING POINT LOCATION
BOILER NUMBER 7
U.S. SUGAR CORPORATION
CLEWISTON, FLORIDA

5.0 FIELD AND ANALYTICAL PROCEDURES

5.1 *Determination of Nitrogen Oxides Emissions from Stationary Sources (Instrumental Analyzer Procedure)* --EPA Method 7E

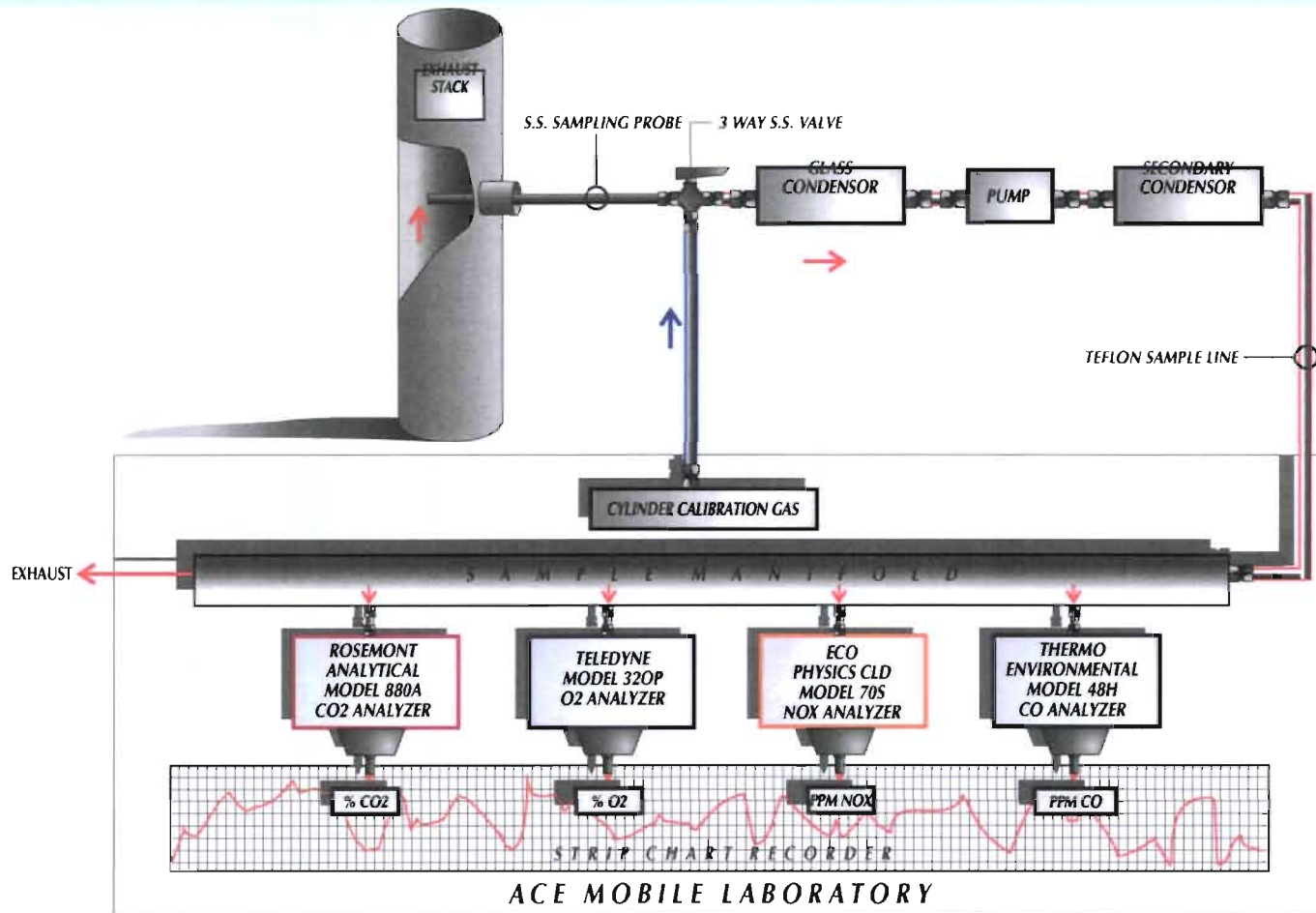
The sampling system is shown in Figure 2. A sample was drawn from the stack at a rate of approximately 2 SCFH. A stainless steel probe and filter assembly was followed by a three-way stainless steel valve. The sample was pumped through 3/8" O.D. TEFLON sampling line and condensate trap housed in an ice bath. Calibration gases were introduced at the sampling interface (the three-way valve) through another 3/8" O.D. TEFLON line. The sample pump delivered gases to a manifold system where one stream was sent to a Thermo Electron Model 10AR Chemiluminescent Analyzer, converted to nitric oxide, reacted with ozone, and a chemiluminescent response measured by a photomultiplier. A second stream was delivered to a Teledyne 320P O₂ analyzer. A third stream was dumped to the ambient air. All instrument responses were recorded on strip chart recorders. The sampling system yields NO_x and O₂ concentrations on a dry basis.

All calibration gases were certified NBS traceable.

5.2 *Determination of Carbon Monoxide Emissions from Stationary Source --EPA Method 10*

The sampling system is shown in Figure 2. A sample was drawn from the stack at a rate of approximately 2 SCFH. A stainless steel probe assembly was followed by a three-way stainless steel valve. The sample was pumped through an ice-cooled condensate trap followed by a 3/8" O.D. TEFLON sampling line. Calibration gases were introduced at the sampling interface (the three-way valve) through another 3/8" O.D. TEFLON line. The sample pump delivered gases to a manifold system where one flow is divided between a Teledyne 320P O₂ analyzer and a Thermo Electron Model 48 CO analyzer (NDIR with gas filter correlation). Excess flow is dumped to ambient. All instrument responses were recorded on strip chart recorders. The sampling system yields O₂, and CO, concentrations on a dry gas basis.

Calibration gases consisted of CO, and O₂ standards in nitrogen. All calibration gases were certified NBS traceable, Protocol 1.



NOTE: NOT TO SCALE.

SOURCE: AIR CONSULTING & ENGINEERING, INC. (2/4/02)




FIGURE 2.
EPA METHODS 3A, 10, & 7E, CEM SAMPLING SCHEMATIC
(DETERMINATION OF OXYGEN & CARBON DIOXIDE
CONCENTRATIONS, CARBON MONOXIDE & NITROGEN OXIDE
EMISSIONS FROM STATIONARY SOURCES)

APPENDIX A

VOLUMETRIC FLOW DATA

MAY 3, 3005

AIR CONSULTING and ENGINEERING, INC.
COMPLETE EMISSION DATA

COMPANY NAME:	U.S.S.C.	
LOCATION:	CLEWISTON, FLORIDA	15% Wood Chips
SOURCE:	BOILER 7	45% Bagasse
DATE:	5/3/05	

RUN NUMBER:	1		IMPINGER ml.	62.0
BEGIN TIME (hour : minute):	1:23 PM		SILICA GEL. gms.	7.5
END TIME (hour : minute):	2:23 PM		% O2:	10.39
TOTAL RUN TIME:	60	MINUTES	% CO2:	10.87
BAROMETRIC PRESSURE:	30.04	inches Hg.	"F" FACTOR:	NA
STACK PRESSURE:	29.49	inches Hg.		
NOZZLE DIAMETER:	NA	INCHES		
METER CORR. FACTOR:	0.997			
FINAL METER:	800.140	CUBIC FT.		
INITIAL METER:	778.350	CUBIC FT.		
STACK AREA:	85.573	SQ. FT.		
PITOT Cp:	0.84			

EMISSION RESULTS

NOZZLE AREA (SQ. FT.):	NA	VOLUMETRIC FLOW(ACFM):	305710
AVG. SQ. RT. VEL. HEAD:	0.8253	VOLUMETRIC FLOW(WVSCFM):	24603
AVG. VEL. HEAD (in H2O):	0.6856	VOLUMETRIC FLOW(DSCFM):	162497
AVG. STACK TEMP. (F):	389.9	STEAM RATE (LB/Hr):	242727
AVG. METER TEMP. (F):	75.0		
AVG. ORIFICE DIFFERENTIAL:	1.600		
METER ACF:	21.79		
METER SCF:	21.606		
MEASURED SCF MOISTURE:	3.271		
MEASURED MOISTURE %:	13.15		
STACK TEMP. (deg. C):	198.9		
VAPOR PRESSURE:	441.2		
SATURATION MOISTURE %:	NA		
PERCENT WATER VAPOR:	13.15		
GAS MOLECULAR WT.(dry):	30.15		
GAS MOLECULAR WT.(wet):	28.56		
PERCENT EXCESS AIR:	99.929		
AVERAGE VELOCITY(FPS):	59.5		
MMBTUH(if applicable):	502.13		
PERCENT ISOKINETIC:	NA		

**AIR CONSULTING and ENGINEERING, INC.
COMPLETE EMISSION DATA**

COMPANY NAME:	U.S.S.C.	
LOCATION:	CLEWISTON, FLORIDA	15% Wood Chips
SOURCE:	BOILER 7	45% Bagasse
DATE:	5/3/2005	

RUN NUMBER:	2		IMPINGER ml.	62.0
BEGIN TIME (hour : minute):	2:37 PM		SILICA GEL. gms.	7.5
END TIME (hour : minute):	3:37 PM		% O2:	10.85
TOTAL RUN TIME:	60	MINUTES	% CO2:	10.14
BAROMETRIC PRESSURE:	30.04	inches Hg.	"F" FACTOR:	NA
STACK PRESSURE:	29.49	inches Hg.		
NOZZLE DIAMETER:	NA	INCHES		
METER CORR. FACTOR:	1.002			
FINAL METER:	800.140	CUBIC FT.		
INITIAL METER:	778.350	CUBIC FT.		
STACK AREA:	85.573	SQ. FT.		
PITOT Cp:	0.84			

EMISSION RESULTS

NOZZLE AREA (SQ. FT.):	NA	VOLUMETRIC FLOW(ACFM):	311935
AVG. SQ. RT. VEL. HEAD:	0.8370	VOLUMETRIC FLOW(WVSCFM):	24767
AVG. VEL. HEAD (in H2O):	0.7056	VOLUMETRIC FLOW(DSCFM):	164363
AVG. STACK TEMP. (F):	397.9	STEAM RATE (LB/Hr):	227077
AVG. METER TEMP. (F):	75.0		
AVG. ORIFICE DIFFERENTIAL:	1.600		
METER ACF:	21.79		
METER SCF:	21.710		
MEASURED SCF MOISTURE:	3.271		
MEASURED MOISTURE %:	13.10		
STACK TEMP. (deg. C):	203.3		
VAPOR PRESSURE:	483.2		
SATURATION MOISTURE %:	NA		
PERCENT WATER VAPOR:	13.10		
GAS MOLECULAR WT.(dry):	30.06		
GAS MOLECULAR WT.(wet):	28.48		
PERCENT EXCESS AIR:	108.406		
AVERAGE VELOCITY(FPS):	60.8		
MMBTUH(if applicable):	468.04		
PERCENT ISOKINETIC:	NA		

AIR CONSULTING and ENGINEERING, INC.

COMPANY NAME: U.S.S.C.
 LOCATION: CLEWISTON, FLORIDA
 SOURCE: BOILER 7
 DATE: 5/3/2005
 RUN NUMBER: 1 FROM: 13:23 TO: 14:23

SOURCE PARAMETER ENTRIES

PORT-POINT	"inches"	VELOCITY	ORIFICE	DELTA P	STACK	METER
		HEAD	CALC.	ACTUAL		
1 - 1	9.94	0.78		1.60	396	73
1 - 2	29.81	0.85			398	73
1 - 3	49.69	0.61			399	75
1 - 4	69.56	0.50			389	75
2 - 1		0.78			398	76
2 - 2		0.80			398	78
2 - 3		0.84			399	
2 - 4		0.75			309	
3 - 1		0.60			395	
3 - 2		0.63			396	
3 - 3		0.55			396	
3 - 4		0.80			395	
4 - 1		0.65			392	
4 - 2		0.68			393	
4 - 3		0.60			393	
4 - 4		0.55			393	

AVERAGES: 0.686 1.600 389.94 75.00

**AIR CONSULTING and ENGINEERING, INC.
SAMPLE CALCULATIONS**

U.S.S.C.
CLEWISTON, FLORIDA
BOILER 7
5/3/05

RUN NUMBER: 1
NOZZLE AREA SQ.FT.:

$$\begin{aligned} A_n &= \pi \cdot (R_n)^2 = \pi \cdot (D_n/2)^2 = \pi \cdot [(D_n/2)E_2]^2 \cdot [(1\text{ft}/12\text{in})E_2]^2 \\ &= \pi \cdot (D_n)E_2 / (576) = (3.1416) \cdot [(NA)E_2] / (576) \\ &\quad \#VALUE! \end{aligned}$$

METER ACTUAL CU. FEET:

$$\begin{aligned} V_m &= (V_m \text{ final}) - (V_m \text{ initial}) \\ &= (800.14) - (778.35) \\ &= 21.79 \end{aligned}$$

METER STANDARD CU. FEET:

$$\begin{aligned} V_{Mstd} &= (K_1) \cdot (V_m) \cdot (Y) \cdot \{ (P_{bar}) + [(D_{Havg}) / (13.6)] \} / \{ (T_{Mavg}) + (460) \} \\ &= (17.64) \cdot (21.79) \cdot (0.9972) \cdot \{ (30.04) + [(1.6) / (13.6)] \} / \{ (75) + (460) \} \\ &= 21.606 \end{aligned}$$

MEASURED SCF MOISTURE:

$$\begin{aligned} V_{Wstd} &= (K_2) \cdot (V_{ic}) \\ &= (0.04707) \cdot (62 + 7.5) \\ &= 3.271 \end{aligned}$$

MEASURED % MOISTURE:

$$\begin{aligned} B_{wm\%} &= \{ (V_{Wstd}) / [(V_{Mstd}) + (V_{Wstd})] \} \cdot 100\% \\ &= \{ (3.271) / [(21.606) + (3.271)] \} \cdot 100\% \\ &= 13.15\% \end{aligned}$$

STACK TEMP. Deg C

$$\begin{aligned} T_{sc} &= [(T_{Savg}) - 32] \cdot 5/9 \\ &= [(389.9) - 32] \cdot 5/9 \\ &= 198.9 \end{aligned}$$

VAPOR PREASURE (in Hg):

$$\begin{aligned} P_v &= \{ 2.718E[18.6866 - 0.00244 \cdot (273 + (T_{sc}))] - 4509.47 / (273 + (T_{sc})) - \\ &\quad 149541 / ((273 + (T_{sc}))E_2) \} / 3.375 \\ &= \{ 2.718E[18.688 - 0.00244 \cdot (273 + (198.9))] - 4509.47 / (273 + (198.9)) - \\ &\quad 149541 / ((273 + (198.9))E_2) \} / 3.375 \\ &= 441.23 \end{aligned}$$

SATURATION MOISTURE %:

$$\begin{aligned} B_{wsat\%} &= NA \\ &NA \\ &NA \end{aligned}$$

PERCENT WATER VAPOR:

$$\begin{aligned} B_{ws\%} &= B_{wm\%} \quad \text{IF} \quad B_{wm\%} < B_{wsat\%} \\ B_{ws\%} &= B_{wsat\%} \quad \text{IF} \quad B_{wsat\%} < B_{wm\%} \\ &= 13.15 \end{aligned}$$

GAS MOLECULAR WT.(dry):

$$\begin{aligned} M_d &= [(0.440) \cdot (\%CO_2)] + [(0.320) \cdot (\%O_2)] + [(0.280) \cdot \{ (\%N_2) + (\%CO) \}] \\ &= [(0.440) \cdot (\%CO_2)] + [(0.320) \cdot (\%O_2)] + [(0.280) \cdot \{ (100) - (\%CO_2) - (\%O_2) \}] \\ &= [(0.440) \cdot (10.87)] + [(0.032) \cdot (10.39)] + [(0.280) \cdot (78.74)] \\ &= 30.2 \end{aligned}$$

GAS MOLECULAR WT.(wet):

$$\begin{aligned} M_s &= \{ (M_d) \cdot [1 - (B_{ws\%} / 100)] \} + \{ (18.0) \cdot (B_{ws\%} / 100) \} \\ &= \{ (30.2) \cdot [1 - (0.1315)] \} + \{ (18.0) \cdot (0.1315) \} \\ &= 28.56 \end{aligned}$$

PERCENT EXCESS AIR:

$$\begin{aligned} \%EA &= \{ (\%O_2) / [(0.264) \cdot (\%N_2) - (\%O_2)] \} \cdot (100\%) \\ &= \{ (10.39) / [(0.264) \cdot (78.74) - (10.39)] \} \cdot (100\%) \\ &= 99.93 \end{aligned}$$

AVERAGE VELOCITY(FPS):
$$VS_{avg} = (85.48) * (C_p) * (ASRVH) * \{[(TS_{avg}) + (460)] / [(Ms) * (Ps)]\} E^{1/2}$$

$$= (85.48) * (0.84) * (0.83) * \{[(389.9) + (460)] / [(28.6) * (29.4885294117647)]\} E^{1/2}$$

$$= 59.54$$

PERCENT ISOKINETIC:
$$\%Iso = \{[(K4) * (TS_{avg} + 460) * (VMstd)] / [(Ps) * (Vs) * (An) * (time) * [1 - (bws\%/100)]]\} * 100$$

#VALUE!
#VALUE!

VOLUMETRIC FLOW(ACFM):
$$QS = (VS_{avg}) * (As) * (60)$$

$$= (59.54) * (85.573) * (60)$$

$$= 305710.2$$

VOLUMETRIC FLOW(WVSCFM):
$$WVSCFM = (QS) * (17.64) * (Bws\%/100) * (Ps) / (TS_{avg} + 460)$$

$$= (305710.2) * (17.64) * (13.15/100) * (29.4885294117647) / (389.9 + 460)$$

$$= 24603.3$$

VOLUMETRIC FLOW(DSCFM):
$$QStd = (QS) * (17.64) * [1 - (Bws\%/100)] * (Ps) / (TS_{avg} + 460)$$

$$= (305710.2) * (17.64) * [1 - (13.15/100)] * (29.4885294117647) / (389.9 + 460)$$

$$= 162497.1$$

OIL USAGE RATE (GPH):
$$OUR = [(Oil\ met\ fin) - (Oil\ met\ init)] * (Oil\ met\ fact) * (60) / (tot\ min)$$

$$= [(0) - (0)] * (1) * (60) / (65.99999999999999)$$

$$= 0$$

STEAM RATE (LB/Hr):
$$SR = [(Stm\ Int\ fin) - (Stm\ Int\ init)] * (Stm\ Int\ Fact) * (60) / (tot\ min)$$

$$= [(1990) - (1723)] * (1000) * (60) / (65.99999999999999)$$

$$= 242727$$

NET STEAM (MMBTU/Hr):
$$NS = [(Stm\ h) - (Water\ h)] * (SR) / \{(1,000,000) * [(Boiler\ Eff)/(100)]\}$$

$$= [(1359.9) - (222.11)] * (242727) / \{(1,000,000) * [(55)/(100)]\}$$

$$= 502.1$$

HEAT INPUT FROM OIL:
$$HO = (OUR) * (150,000) / (1,000,000)$$

$$= (502.1) * (150,000) / (1,000,000)$$

$$= 0$$

HEAT INPUT FROM NON OIL:
$$HNO = (NS) - (HO)$$

$$= (502.1) - (0)$$

$$= 502.1$$

ALLOWABLE EMISSION (lb/Hr)
$$= [(HO) * (Allow\ Oil)] + [(HNO) * (Allow\ Non\ Oil)]$$

$$= [(0) * (0.1)] + [(502.1) * (0.15)]$$

$$= 75.32$$

ALLOWABLE EMISSION:
(lb/MMBTU)
$$= (Allow\ lb/Hr) / (NS)$$

$$= (75.32) / (502.1)$$

$$= 0.15$$

GAS EMISSIONS

NOx POUNDS PER HOUR $NO_x \text{ LB/Hr} = (K) * (NO_x \text{ PPM}) * (SCFMD) * (60)$
 $= (0.0000001194) * (137.01) * (162497) * (60)$
 $= 159.5$

NOx POUNDS PER MMBTU $NO_x \text{ LB/MMBTU} = (K) * (NO_x \text{ PPM}) * (F) * (20.9) / [(20.9) - (\%O_2)]$
 $= (0.0000001194) * (137.01) * (NA) * (20.9) / [(20.9) - (10.39)]$
 $= 0.318$

VOC POUNDS PER HOUR $VOC \text{ LB/Hr} = (K) * \{[(VOC \text{ as } C_3H_8 \text{ PPM}) * (3)] - (PPM \text{ } CH_4)\} * (SCFMD) * (60)$

VOC POUNDS PER MMBTU $VOC \text{ LB/MMBTU} = (K) * \{[(VOC \text{ as } C_3H_8 \text{ PPM}) * (3)] - (PPM \text{ } CH_4)\} * (F) * (20.9) / [(20.9) - (\%O_2)]$

CO POUNDS PER HOUR $CO \text{ LB/Hr} = (K) * (CO \text{ PPM}) * (SCFMD) * (60)$
 $= (0.00000007266) * (98.71) * (162497) * (60)$
 $= 69.9$

CO POUNDS PER MMBTU $CO \text{ LB/MMBTU} = (K) * (CO \text{ PPM}) * (F) * (20.9) / [(20.9) - (\%O_2)]$
 $= (0.00000007266) * (98.71) * (NA) * (20.9) / [(20.9) - (10.39)]$
 $= 0.1$

SO2 POUNDS PER HOUR $SO_2 \text{ LB/Hr} = (K) * (SO_2 \text{ PPM}) * (SCFMD) * (60)$

SO2 POUNDS PER MMBTU $SO_2 \text{ LB/MMBTU} = (K) * (SO_2 \text{ PPM}) * (F) * (20.9) / [(20.9) - (\%O_2)]$

PLANT US Sugar
 SOURCE Boiler 7
 PLANT LOCATION Clewiston FL
 TYPE OF SAMPLING TRAIN EPA 4
 TYPE OF SAMPLES H₂O
 DATE 5/3/05 RUN NUMBER 2
 TIME START 1253 TIME END 1523
 SAMPLE TIME 5, 6 (MIN/PT) = 30 TOTAL MIN
 ASSUMED MOISTURE(%) NA FDA NA
 NOMOGRAPH Cf NA PITOT Cf NA
 Pb ('Hg) 30.04 Ps ('Hg) _____
 WEATHER overcast TEMP (F) 80's
 METER BOX NO. 1 H 1.62 Y .9970
 NOZZLE IDENTIFICATION NO. NA
 NOZZLE CAL _____ / _____ = NA
 STACK DIMENSIONS 155 x 79.5
 STACK AREA (FT²) 85.573 EFFECTIVE (FT²) 85.573
 STACK DIAMETERS:(UPSTREAM) 2 (DOWNSTREAM) .5
 PORT SIZE 4 NIPPLE LENGTH 2
 STACK HEIGHT (FT) 235' UMBILICAL LENGTH 200'
 AGENCY OBSERVER(S) _____
 TEST COORDINATOR(S) _____
 V. E. OBSERVER _____



2106 NW 67TH PLACE, SUITE 4
 GAINESVILLE, FLORIDA 32653
 (904) 335-1889 - OFFICE / (904) 335-1891 - FAX

STACK CONFIGURATION

REMARKS: _____


TEST ID _____
 PAGE 1 OF 1

MATERIAL PROCESSING RATE _____
 GAS METER READINGS: FINAL 800.140 (FT³)
 INITIAL 778.350 (FT³)
 NET 220 K lbs/hr steam (FT³)
 FILTER NO. NA IMP. VOL. GAIN 62 (ml)
 SILICA GEL NO. _____ WT. GAIN 7.5 (ml)
 TOTAL CONDENSATE _____ (ml)

ORSAT	1	2	3	4	AVG.
%CO ₂					
%O ₂					
%CO					
%N ₂					

Fo= _____ Fo RANGE= _____ ORSAT ANALYZER _____
 LEAK CHECKS
 PRE 0.00 CFM 10 ('Hg) POST 0.00 CFM 14 ('Hg)
 METER BOX/PUMP GAS SYSTEM NA ORSAT BAG NA
 PITOT TUBE NO. NA PRE-TEST LEAK CHECK NA
 POST TEST (+) NA 'H₂O (15 SECONDS)
 POST TEST (-) NA 'H₂O (15 SECONDS)
 PYROMETER NUMBER ATK 5
 BOX OPERATOR CPS/SMG PROBE HOLDER JMG

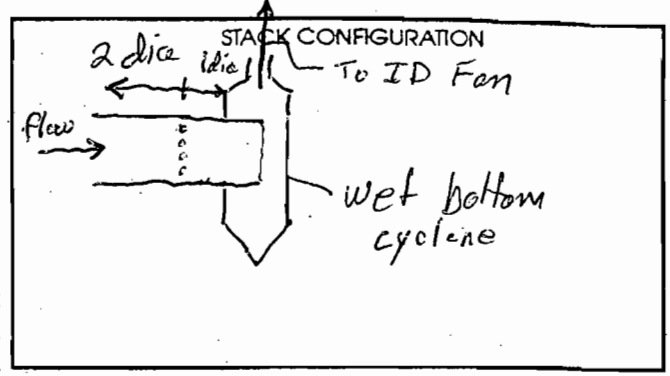
PORT & TRAVERSE PT. NUMBER	COMMENTS	CLOCK TIME	GAS METER READING (FT ³)	STACK VELOCITY HEAD	METER ORIFICE PRESS. DIFF. ('H ₂ O)		STACK GAS TEMP (F)	SAMPLE BOX TEMP (F)	LAST IMPINGER TEMP (F)	DRY GAS METER TEMP (F)	VACUUM ON SAMPLE TRAIN ('Hg)
					CALC.	ACTUAL					
1-1		1458	781.99	NA	NA	1.6	NA	NA	68	73	8
-2		1503		↓		1.6			62	73	8
-3		1508	789.3	↓		1.6			62	75	8
-4		1513	792.95	↓		1.6			64	75	8
-5		1518	796.55	↓		1.6			59	76	8
-6		1523		↓		1.6			58	78	8



2106 NW 67TH PLACE SUITE 4
GAINESVILLE, FLORIDA 32653
(904) 335-1889 - OFFICE / (904) 335-1891 - FAX

DETERMINATION OF STACK GAS VELOCITY & VOLUMETRIC FLOW RATE

PLANT US Sugar Clewiston
 SOURCE 7
 DATE 5-3-05
 STACK DIMENSIONS (in) 155 x 79.5" STACK AREA (FT²) 85.573
 BAROMETRIC PRES. (in H₂O) 30.04 STATIC PRES. (in H₂O) -7.5
 STACK PRES. (in H₂O) 29.49 OPERATORS CPS JMG
 PORT DIAM. 9 4 NIPPLE LENGTH 2
 PITOT TUBE NUMBER 61 TYPE S
 RUN NO. 1 TIME 1342 POST TEST (+) 4.2 / 4.2 (-) 6.6 / 6.6
 RUN NO. 2 TIME 1446 POST TEST (+) 5.9 / 5.9 (-) 6.1 / 6.1
 RUN NO. 3 TIME 1140 POST TEST (+) 3.2 / 3.2 (-) 5.8 / 5.8



TRAVERSE POINT NUMBER	VELOCITY HEAD (ΔPs) in H ₂ O	STACK GAS TEMPERATURE (Ts) F	DISTANCE FROM INSIDE STACK WALL	TRAVERSE POINT NUMBER	VELOCITY HEAD (ΔPs) in H ₂ O	STACK GAS TEMPERATURE (Ts) F
Run 1				Run 2 continued		
1-1	.78	396		3-1	.68	397
-2	.85	398		-2	.65	398
-3	.61	399		-3	.56	398
-4	.50	389		-4	.82	398
2-1	.78	398		4-1	.66	398
-2	.80	398		-2	.67	398
-3	.84	399		-3	.42	398
-4	.75	390		-4	.84	398
3-1	.60	395		5/4/05 30.07		
-2	.63	396		Run 3 Bagasse only		
-3	.55	386		1-1	.65	396
-4	.80	395		-2	.75	398
4-1	.65	392		-3	.70	399
-2	.68	393		-4	.45	398
-3	.60	393		2-4	.75	398
-4	.55	393		-2	.71	
				-3	.72	
				-4	.72	
Run 2						
1-1	.79	400		3-1	.62	399
-2	.80	399		-2	.65	
-3	.74	399		-3	.64	
-4	.55	398		-4	.45	
2-1	.76	399		4-1	.58	399
-2	.78	396		2	.67	
-3	.80	399		3	.55	
-4	.77	399		4	.55	

MAY 4, 2005

**AIR CONSULTING and ENGINEERING, INC.
COMPLETE EMISSION DATA**

COMPANY NAME: U.S.S.C. 100% BAGASSE
LOCATION: CLEWISTON, FLORIDA
SOURCE: BOILER 7
DATE: 5/4/05

RUN NUMBER:	1, 3	IMPINGER ml.	75.0
BEGIN TIME (hour : minute):	11:36 AM	SILICA GEL. gms.	7.0
END TIME (hour : minute):	12:36 PM	% O2:	11.22
TOTAL RUN TIME:	60 MINUTES	% CO2:	9.42
BAROMETRIC PRESSURE:	30.07 inches Hg.	"F" FACTOR:	NA
STACK PRESSURE:	29.52 inches Hg.		
NOZZLE DIAMETER:	NA INCHES		
METER CORR. FACTOR:	0.997		
FINAL METER:	822.252 CUBIC FT.		
INITIAL METER:	800.402 CUBIC FT.		
STACK AREA:	85.573 SQ. FT.		
PITOT Cp:	0.84		

EMISSION RESULTS

NOZZLE AREA (SQ. FT.):	NA	VOLUMETRIC FLOW(ACFM):	297739
AVG. SQ. RT. VEL. HEAD:	0.7946	VOLUMETRIC FLOW(WVSCFM):	27216
AVG. VEL. HEAD (in H2O):	0.6350	VOLUMETRIC FLOW(DSCFM):	153399
AVG. STACK TEMP. (F):	398.4	STEAM RATE (LB/Hr):	193125
AVG. METER TEMP. (F):	73.3		
AVG. ORIFICE DIFFERENTIAL:	1.600		
METER ACF:	21.85		
METER SCF:	21.755		
MEASURED SCF MOISTURE:	3.860		
MEASURED MOISTURE %:	15.07		
STACK TEMP. (deg. C):	203.5		
VAPOR PRESSURE:	485.5		
SATURATION MOISTURE %:	NA		
PERCENT WATER VAPOR:	15.07		
GAS MOLECULAR WT.(dry):	29.96		
GAS MOLECULAR WT.(wet):	28.15		
PERCENT EXCESS AIR:	115.301		
AVERAGE VELOCITY(FPS):	58.0		
MMBTUH(if applicable):	401.82		
PERCENT ISOKINETIC:	NA		

AIR CONSULTING and ENGINEERING, INC.


COMPANY NAME: U.S.S.C. 100% BAGASSE
 LOCATION: CLEWISTON, FLORIDA
 SOURCE: BOILER 7
 DATE: 5/4/2005
 RUN NUMBER: 1, 3 FROM: 11:36 TO: 12:36
 BAGASSE ONLY

SOURCE PARAMETER ENTRIES


PORT-POINT	"inches"	VELOCITY		ORIFICE CALC.	DELTA P ACTUAL	STACK TEMP. F	METER TEMP. F
		HEAD					
1 - 1	9.94	0.65			1.60	396	71
1 - 2	29.81	0.75				398	72
1 - 3	49.69	0.70				398	72
1 - 4	69.56	0.45				398	73
2 - 1		0.75				398	75
2 - 2		0.71				398	77
2 - 3		0.72				398	
2 - 4		0.72				398	
3 - 1		0.62				399	
3 - 2		0.65				399	
3 - 3		0.64				399	
3 - 4		0.45				399	
4 - 1		0.58				399	
4 - 2		0.67				399	
4 - 3		0.55				399	
4 - 4		0.55				399	

AVERAGES: 0.635 1.600 398.38 73.33

PLANT US Sugar Clewiston
 SOURCE Boiler 7
 PLANT LOCATION Clewiston
 TYPE OF SAMPLING TRAIN EPA 4
 TYPE OF SAMPLES H₂O
 DATE 5/4/05 RUN NUMBER overall 3
 TIME START 1149 TIME END 1219 Bypass only 1
 SAMPLE TIME 5, 6 (MIN/PT) = 30 TOTAL MIN
 ASSUMED MOISTURE(%) NA FDA NA
 NOMOGRAPH Cf NA PITOT Cf NA
 Pb ("Hg) 30.07 Ps ("Hg) 29.52
 WEATHER overcast TEMP (F) 80's
 METER BOX NO. 1 H 1.62 Y .9972
 NOZZLE IDENTIFICATION NO. NA
 NOZZLE CAL NA
 STACK DIMENSIONS 155" x 79.5"
 STACK AREA (FT²) 85,573 EFFECTIVE (FT²)
 STACK DIAMETERS:(UPSTREAM) 2 (DOWNSTREAM) .5
 PORT SIZE 4 NIPPLE LENGTH 2
 STACK HEIGHT (FT) 225' UMBILICAL LENGTH 200'
 AGENCY OBSERVER(S)
 TEST COORDINATOR(S)
 V. E. OBSERVER



2106 NW 67TH PLACE SUITE 4
 GAINESVILLE, FLORIDA 32653
 (904) 335-1889 - OFFICE / (904) 335-1891 - FAX



REMARKS:

TEST ID _____
 PAGE 1 OF 1

MATERIAL PROCESSING RATE _____
 GAS METER READINGS: FINAL 822.252 (FT3)
 INITIAL 800.402 (FT3)
 NET _____ (FT3)
 FILTER NO. NA IMP. VOL GAIN 75 (ml)
 SILICA GEL NO. 445 WT. GAIN 7 (ml)
 TOTAL CONDENSATE _____ (ml)

ORSAT	1	2	3	4	AVG.
%CO ₂					9.42
%O ₂					11.22
%CO					
%N ₂					

Fo = NA Fo RANGE = NA ORSAT ANALYZER NA

LEAK CHECKS
 PRE 0.000 CFM 15 ("Hg) POST 0.000 CFM 11 ("Hg)
 METER BOX/PUMP GAS SYSTEM NA ORSAT BAG NA
 PITOT TUBE NO. NA PRE-TEST LEAK CHECK NA
 POST TEST (+) NA "H₂O (15 SECONDS)
 POST TEST (-) NA "H₂O (15 SECONDS)
 PYROMETER NUMBER ATE 5
 BOX OPERATOR GPS PROBE HOLDER JMG

PORT & TRAVERSE PT. NUMBER	COMMENTS	CLOCK TIME	GAS METER READING (FT3)	STACK VELOCITY HEAD	METER ORIFICE PRESS. DIFF. ("H ₂ O)		STACK GAS TEMP (F)	SAMPLE BOX TEMP (F)	LAST IMPINGER TEMP (F)	DRY GAS METER TEMP (F)	VACUUM ON SAMPLE TRAIN ("Hg)
					CALC.	ACTUAL					
1-1		1154	804.08	NA	NA	1.6	NA	NA	48	71	8
-2		1159	807.92	↓	↓	1.6	↓	↓	50	72	8
-3		1204	811.36	↓	↓	1.6	↓	↓	56	72	8
-4		1209	814.99	↓	↓	1.6	↓	↓	58	73	8
-5		1214	818.62	↓	↓	1.6	↓	↓	57	75	8
-6		1219		↓	↓	1.6	↓	↓	57	77	8

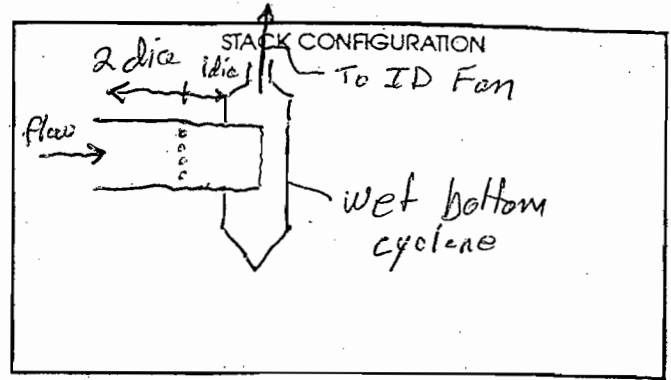


DETERMINATION OF STACK GAS VELOCITY & VOLUMETRIC FLOW RATE

2106 NW 67TH PLACE SUITE 4
GAINESVILLE, FLORIDA 32653

(904) 335-1889 - OFFICE / (904) 335-1891 - FAX

PLANT US Sugar Clewiston
 SOURCE 7
 DATE 5-3-05
 STACK DIMENSIONS (in) 155 x 79.5 STACK AREA (FT²) 85.573
 BAROMETRIC PRES. (in H₂O) 30.04 STATIC PRES. (in H₂O) -7.5
 STACK PRES. (in H₂O) 29.49 OPERATORS CPS JMG
 PORT DIAM. 9 4 NIPPLE LENGTH 2
 PITOT TUBE NUMBER 81 TYPE 5
 RUN NO. 1 TIME 1342 POST TEST (+) 4.2 / 4.2 (-) 6.6 / 6.6
 RUN NO. 2 TIME 1446 POST TEST (+) 5.9 / 5.9 (-) 6.1 / 6.1
 RUN NO. 3 TIME 1440 POST TEST (+) 3.2 / 3.2 (-) 5.8 / 5.8



TRAVERSE POINT NUMBER	VELOCITY HEAD (ΔPs) in H ₂ O	STACK GAS TEMPERATURE (Ts) F	DISTANCE FROM INSIDE STACK WALL	TRAVERSE POINT NUMBER	VELOCITY HEAD (ΔPs) in H ₂ O	STACK GAS TEMPERATURE (Ts) F
Run 1				Run 2 continued		
1-1	.78	396		3-1	.68	397
-2	.85	398		-2	.65	398
-3	.61	399		-3	.56	398
-4	.50	389		-4	.82	398
2-1	.78	398		4-1	.66	398
-2	.80	398		-2	.67	398
-3	.84	399		-3	.42	398
-4	.75	390		-4	.84	398
3-1	.60	395		5/4/05 30.07		
-2	.63	396		Run 3 Bagasse only		
-3	.155	396		1-1	.65	396
-4	.80	395		-2	.75	398
4-1	.65	392		-3	.70	398
-2	.68	393		-4	.45	398
-3	.60	393		2-5	.75	398
-4	.55	393		-2	.71	
				-3	.72	
				-4	.72	
Run 2						
1-1	.79	400		3-1	.62	399
-2	.80	399		-2	.65	
-3	.74	399		-3	.64	
-4	.55	398		-4	.45	
2-1	.76	397		4-1	.58	399
-2	.78	396		2	.67	
-3	.80	399		3	.55	
-4	.77	399		4	.55	

MAY 5, 2005

**AIR CONSULTING and ENGINEERING, INC.
COMPLETE EMISSION DATA**

COMPANY NAME: U.S.S.C. 15% WOOD CHIPS 45% BAGASSE
LOCATION: CLEWISTON, FLORIDA
SOURCE: BOILER 7
DATE: 5/5/05

RUN WAS ABORTED LACK OF WOOD CHIPS IN FUEL MIXTUR

RUN NUMBER:	4	IMPINGER ml.	0.0
BEGIN TIME (hour : minute):	2:40 PM	SILICA GEL. gms.	0.0
END TIME (hour : minute):	3:40 PM	% O2:	0.00
TOTAL RUN TIME:	60 MINUTES	% CO2:	0.00
BAROMETRIC PRESSURE:	30.03 inches Hg.	"F" FACTOR:	NA
STACK PRESSURE:	29.48 inches Hg.		
NOZZLE DIAMETER:	NA INCHES		
METER CORR. FACTOR:	0.997		
FINAL METER:	0.000 CUBIC FT.		
INITIAL METER:	0.000 CUBIC FT.		
STACK AREA:	85.573 SQ. FT.		
PITOT Cp:	0.84		

EMISSION RESULTS

NOZZLE AREA (SQ. FT.):	NA	VOLUMETRIC FLOW(ACFM):	#DIV/0!
AVG. SQ. RT. VEL. HEAD:	0.8221	VOLUMETRIC FLOW(WVSCFM):	#DIV/0!
AVG. VEL. HEAD (in H2O):	0.6800	VOLUMETRIC FLOW(DSCFM):	#DIV/0!
AVG. STACK TEMP. (F):	379.6	STEAM RATE (LB/Hr):	193125
AVG. METER TEMP. (F):	71.2		
AVG. ORIFICE DIFFERENTIAL:	1.600	<u>PARTICULATE EMISSION RATE:</u>	
METER ACF:	0	POUNDS PER HOUR:	#VALUE!
METER SCF:	0.000	POUNDS PER MMBTU:	#VALUE!
MEASURED SCF MOISTURE:	0.000		
MEASURED MOISTURE %:	#DIV/0!	<u>ALLOWABLE EMISSION RATE:</u>	
STACK TEMP. (deg. C):	193.1	POUNDS PER HOUR:	60.27
VAPOR PRESSURE:	391.0	POUNDS PER MMBTU:	0.150
SATURATION MOISTURE %:	NA		
PERCENT WATER VAPOR:	#DIV/0!		
GAS MOLECULAR WT.(dry):	28.00		
GAS MOLECULAR WT.(wet):	#DIV/0!		
PERCENT EXCESS AIR:	NA		
AVERAGE VELOCITY(FPS):	#DIV/0!		
MMBTUH(if applicable):	401.82		
PERCENT ISOKINETIC:	NA		

NOTE: O2 & CO2 VALUES FICTICIOUS FOR USE OF 30 AS MOLECULAR WT.

**AIR CONSULTING and ENGINEERING, INC.
COMPLETE EMISSION DATA**

COMPANY NAME: U.S.S.C. **15% WOOD CHIPS 45% BAGASSE**
LOCATION: CLEWISTON, FLORIDA
SOURCE: BOILER 7
DATE: 5/5/2005

RUN NUMBER:	5	IMPINGER ml.	78.0
BEGIN TIME (hour : minute):	5:01 PM	SILICA GEL. gms.	7.0
END TIME (hour : minute):	6:01 PM	% O2:	11.42
TOTAL RUN TIME:	60 MINUTES	% CO2:	9.04
BAROMETRIC PRESSURE:	30.03 inches Hg.	"F" FACTOR:	NA
STACK PRESSURE:	29.48 inches Hg.		
NOZZLE DIAMETER:	NA INCHES		
METER CORR. FACTOR:	0.997		
FINAL METER:	862.849 CUBIC FT.		
INITIAL METER:	841.204 CUBIC FT.		
STACK AREA:	85.573 SQ. FT.		NA
PITOT Cp:	0.84		NA

EMISSION RESULTS

NOZZLE AREA (SQ. FT.):	NA	VOLUMETRIC FLOW(ACFM):	305361
AVG. SQ. RT. VEL. HEAD:	0.8234	VOLUMETRIC FLOW(WVSCFM):	29892
AVG. VEL. HEAD (in H2O):	0.6813	VOLUMETRIC FLOW(DSCFM):	160047
AVG. STACK TEMP. (F):	376.0	STEAM RATE (LB/Hr):	196000
AVG. METER TEMP. (F):	75.8		
AVG. ORIFICE DIFFERENTIAL:	1.600		
METER ACF:	21.645		
METER SCF:	21.422		
MEASURED SCF MOISTURE:	4.001		
MEASURED MOISTURE %:	15.74		
STACK TEMP. (deg. C):	191.1		
VAPOR PRESSURE:	374.8		
SATURATION MOISTURE %:	NA		
PERCENT WATER VAPOR:	15.74		
GAS MOLECULAR WT.(dry):	29.90		
GAS MOLECULAR WT.(wet):	28.03		
PERCENT EXCESS AIR:	119.225		
AVERAGE VELOCITY(FPS):	59.5		
MMBTUH(if applicable):	406.95		
PERCENT ISOKINETIC:	NA		

AIR CONSULTING and ENGINEERING, INC.

COMPANY NAME: U.S.S.C. 15% WOOD CHIPS 45% BAGASSE
 LOCATION: CLEWISTON, FLORIDA
 SOURCE: BOILER 7
 DATE: 5/5/2005
 RUN NUMBER: 4 FROM: 14:40 TO: 15:40

SOURCE PARAMETER ENTRIES

RUN WAS ABORTED LACK OF WOOD CHIPS IN FUEL MIXTURE

PORT-POINT	"inches"	VELOCITY	ORIFICE	DELTA P		STACK	METER
		HEAD	CALC.	ACTUAL	TEMP. F		
1 - 1	9.94	0.75	NA	1.60		378	70
1 - 2	29.81	0.75				378	70
1 - 3	49.69	0.72				381	71
1 - 4	69.56	0.45				380	72
2 - 1		0.75				379	73
2 - 2		0.75				379	
2 - 3		0.75				379	
2 - 4		0.76				379	
3 - 1		0.65				377	
3 - 2		0.66				382	
3 - 3		0.60				381	
3 - 4		0.85				380	
4 - 1		0.65				380	
4 - 2		0.66				380	
4 - 3		0.48				380	
4 - 4		0.65				380	

AVERAGES: 0.680 1.600 379.56 71.20

AIR CONSULTING and ENGINEERING, INC.

COMPANY NAME: U.S.S.C. 15% WOOD CHIPS 45% BAGASSE
 LOCATION: CLEWISTON, FLORIDA
 SOURCE: BOILER 7
 DATE: 5/5/2005
 RUN NUMBER: 5 FROM: 17:01 TO: 18:01

SOURCE PARAMETER ENTRIES

PORT-POINT	"inches"	VELOCITY	ORIFICE	DELTA P	STACK	METER
		HEAD	CALC.	ACTUAL		
1 - 1	9.94	0.78	NA	1.60	376	74
1 - 2	29.81	0.78			376	74
1 - 3	49.69	0.76			376	75
1 - 4	69.56	0.61			376	76
2 - 1		0.70			376	77
2 - 2		0.73			376	79
2 - 3		0.76			376	
2 - 4		0.81			376	
3 - 1		0.65			375	
3 - 2		0.66			375	
3 - 3		0.62			375	
3 - 4		0.47			375	
4 - 1		0.65			377	
4 - 2		0.64			377	
4 - 3		0.53			377	
4 - 4		0.75			377	

AVERAGES: 0.681 1.600 376.00 75.83

PLANT US Sugar Clewiston
 SOURCE 7
 PLANT LOCATION Clewiston, FL
 TYPE OF SAMPLING TRAIN EPA 4
 TYPE OF SAMPLES H₂O
 DATE 5-5-05 RUN NUMBER 4 / 3 chips + Bagasse
 TIME START 1457 TIME END 1427
 SAMPLE TIME 5 / 6 (MIN/PT) = 30 TOTAL MIN
 ASSUMED MOISTURE(%) NA FDA NA
 NOMOGRAPH CI NA PITOT CI NA
 Pb ("Hg) 30.03 Ps ("Hg) 29.48
 WEATHER overcast TEMP (F) 70's
 METER BOX NO. 1 H 1.62 V .9970
 NOZZLE IDENTIFICATION NO. NA
 NOZZLE CAL NA
 STACK DIMENSIONS 155 X 79.5
 STACK AREA (FT²) 85.573 EFFECTIVE (FT²)
 STACK DIAMETERS:(UPSTREAM) 2 (DOWNSTREAM) .5
 PORT SIZE 4 NIPPLE LENGTH 2
 STACK HEIGHT (FT) 225 UMBILICAL LENGTH 200
 AGENCY OBSERVER(S)
 TEST COORDINATOR(S)
 V. E. OBSERVER



2106 NW 67TH PLACE SUITE 4
 GAINESVILLE, FLORIDA 32653
 (904) 335-1889 - OFFICE / (904) 335-1891 - FAX

STACK CONFIGURATION
Run 4
Aborted

REMARKS:

TEST ID _____

PAGE 1 OF 1

MATERIAL PROCESSING RATE ~ 220 ^{klb} / hr steam

GAS METER READINGS: FINAL _____ (FT³)

INITIAL 822.441 (FT³)

NET _____ (FT³)

FILTER NO. NA IMP. VOL.GAIN _____ (ml)

SILICA GEL NO. _____ WT. GAIN _____ (ml)

TOTAL CONDENSATE _____ (ml)

ORSAT

	1	2	3	4	AVG.
%CO ₂					
%O ₂					
%CO					
%N ₂					

Fo= NA Fo RANGE= NA ORSAT ANALYZER NA

LEAK CHECKS

PRE 0.00 CFM 12 ("Hg) POST _____ CFM _____ ("Hg)

METER BOX/PUMP GAS SYSTEM NA ORSAT BAG NA

PITOT TUBE NO. NA PRE-TEST LEAK CHECK NA

POST TEST (+) _____ "H₂O (15 SECONDS)

POST TEST (-) _____ "H₂O (15 SECONDS)

PYROMETER NUMBER AT65

BOX OPERATOR CP3 PROBE HOLDER JMG

PORT & TRAVERSE PT. NUMBER	COMMENTS	CLOCK TIME	GAS METER READING (FT ³)	STACK VELOCITY HEAD	METER ORIFICE PRESS. DIFF. ("H ₂ O)		STACK GAS TEMP (F)	SAMPLE BOX TEMP (F)	LAST IMPINGER TEMP (F)	DRY GAS METER TEMP (F)	VACUUM ON SAMPLE TRAIN ("Hg)
					CALC.	ACTUAL					
1-1		1502	826.20	NA	NA	1.6	NA	NA	57	70	5
-2		1507	829.95	↓	↓	1.6	↓	↓	50	70	5
-3		1512	833.62	↓	↓	1.6	↓	↓	53	71	5
-4		1517	837.39	↓	↓	1.6	↓	↓	53	72	5
-5		1522	841.1	↓	↓	1.6	↓	↓	53	73	5
-6		1527		↓	↓		↓	↓			

PLANT US Sugar Clewiston
 SOURCE 7
 PLANT LOCATION Clewiston, FL
 TYPE OF SAMPLING TRAIN EPA 4
 TYPE OF SAMPLES H₂O
 DATE 5/5/05 RUN NUMBER 5
 TIME START 1707 TIME END _____
 SAMPLE TIME 5, 6 (MIN/PT) = 30 TOTAL MIN
 ASSUMED MOISTURE(%) NA FDA NA
 NOMOGRAPH CI NA PITOT CI NA
 Pb ("Hg) 30.03 Ps ("Hg) 29.48
 WEATHER overcast TEMP (F) 70's
 METER BOX NO. 1 H 1.62 Y .9972
 NOZZLE IDENTIFICATION NO. NA
 NOZZLE CAL _____ = NA
 STACK DIMENSIONS 155" x 79.5"
 STACK AREA (FT²) 45.573 EFFECTIVE (FT²) _____
 STACK DIAMETERS:(UPSTREAM) 2 (DOWNSTREAM) .5
 PORT SIZE 1/4 NIPPLE LENGTH 2
 STACK HEIGHT (FT) 225 UMBILICAL LENGTH 200'
 AGENCY OBSERVER(S) _____
 TEST COORDINATOR(S) _____
 V. E. OBSERVER _____



2106 NW 67TH PLACE SUITE 4
 GAINESVILLE, FLORIDA 32653
 (904) 335-1889 - OFFICE / (904) 335-1891 - FAX

STACK CONFIGURATION

REMARKS: _____

TEST ID _____
 PAGE 1 OF 1

MATERIAL PROCESSING RATE _____
 GAS METER READINGS: FINAL 862,849 (FT³)
 INITIAL 841,204 (FT³)
 NET 20,645 (FT³)
 FILTER NO. NA IMP. VOL. GAIN 78 (ml)
 SILICA GEL NO. _____ WT. GAIN 7 (ml)
 TOTAL CONDENSATE _____ (ml)

ORSAT	1	2	3	4	AVG.
%CO ₂					<u>9.04</u>
%O ₂					<u>11.42</u>
%CO					
%N ₂					

Fo= _____ Fo RANGE= _____ ORSAT ANALYZER _____
 LEAK CHECKS
 PRE 0.00 CFM 12 ("Hg) POST 0.00 CFM 12 ("Hg)
 METER BOX/PUMP GAS SYSTEM NA ORSAT BAG NA
 PITOT TUBE NO. NA PRE-TEST LEAK CHECK _____
 POST TEST (+) N / A "H₂O (15 SECONDS)
 POST TEST (-) _____ "H₂O (15 SECONDS)
 PYROMETER NUMBER ATK5
 BOX OPERATOR CPS PROBE HOLDER JMG

PORT & TRAVERSE PT. NUMBER	COMMENTS	CLOCK TIME	GAS METER READING (FT ³)	STACK VELOCITY HEAD	METER ORIFICE PRESS. DIFF. ("H ₂ O)		STACK GAS TEMP (F)	SAMPLE BOX TEMP (F)	LAST IMPINGER TEMP (F)	DRY GAS METER TEMP (F)	VACUUM ON SAMPLE DRAIN (Hg)
					CALC.	ACTUAL					
<u>1-1</u>		<u>1712</u>	<u>844.83</u>	<u>NA</u>	<u>NA</u>	<u>1.6</u>	<u>NA</u>	<u>NA</u>	<u>62</u>	<u>74</u>	<u>8</u>
<u>-2</u>		<u>1717</u>	<u>848.47</u>			<u>1.6</u>			<u>58</u>	<u>74</u>	<u>8</u>
<u>-3</u>		<u>1722</u>	<u>852.08</u>			<u>1.6</u>			<u>62</u>	<u>75</u>	<u>8</u>
<u>-4</u>		<u>1727</u>	<u>855.69</u>			<u>1.6</u>			<u>63</u>	<u>76</u>	<u>8</u>
<u>-5</u>		<u>1732</u>	<u>859.27</u>			<u>1.6</u>			<u>63</u>	<u>77</u>	<u>8</u>
<u>-6</u>		<u>1737</u>				<u>1.6</u>			<u>63</u>	<u>79</u>	<u>8</u>



2106 NW 87TH PLACE SUITE 4
GAINESVILLE, FLORIDA 32653
(904) 335-1889 - OFFICE / (904) 335-1891 - FAX

DETERMINATION OF STACK GAS VELOCITY & VOLUMETRIC FLOW RATE

PLANT US Sugar Clewiston
 SOURCE 7
 DATE 5/5/05
 STACK DIMENSIONS (in) 155 x 79.5 STACK AREA (FT²) 85.573
 BAROMETRIC PRES. (in H₂O) 30.03 STATIC PRES. (in H₂O) -7.5
 STACK PRES. (in H₂O) 29.48 OPERATORS CPJ JMG
 PORT DIAM. 4 NIPPLE LENGTH 2
 PITOT TUBE NUMBER 81 TYPE 5
 RUN NO. 4 TIME 1450 POST TEST (+) 7.1 / 7.1 (-) 6.6 / 6.6
 RUN NO. 5 TIME 1757 POST TEST (+) 6.4 / 6.4 (-) 3.7 / 3.7
 RUN NO. TIME POST TEST (+) (-)

STACK CONFIGURATION

TRAVERSE POINT NUMBER	VELOCITY HEAD (ΔPs) in H ₂ O	STACK GAS TEMPERATURE (Ts) F	DISTANCE FROM INSIDE STACK WALL	TRAVERSE POINT NUMBER	VELOCITY HEAD (ΔPs) in H ₂ O	STACK GAS TEMPERATURE (Ts) F
1-1	.75	378		R-5 continued		
-2	.75	378		3-1	.65	375
-3	.72	381		-2	.66	↓
-4	.45	380		-3	.62	↓
2-1	.75	379		-4	.47	↓
-2	.75	↓		4-1	.65	377
-3	.75	↓		-2	.64	↓
-4	.76	↓		-3	.53	↓
3-1	.65	377		-4	.75	
-2	.66	382				
-3	.60	381				
-4	.85	380				
4-1	.65	380				
-2	.66	↓				
-3	.48	↓				
-4	.65	↓				
Run 4	Aborted					
Run 5						
1-1	.78	376				
-2	.78	376				
-3	.76	↓				
-4	.61	↓				
2-1	.70	376				
-2	.73	↓				
-3	.76	↓				
-4	.81	↓				

APPENDIX B

EMISSION SUMMARIES

MAY 3, 3005

AIR CONSULTING and ENGINEERING, INC.

COMPLETE EMISSION DATA

U.S.S.C.
 CLEWISTON, FLORIDA
 BOILER 7
 5/3/05

	RUN NUMBER:	1	2	
	BEGIN TIME:	1:23 PM	2:37 PM	
	END TIME:	2:23 PM	3:37 PM	
	OXYGEN %:	10.39	10.85	
	VOLUMETRIC FLOW (SCFMD):	162497	164363	
	TOTAL HEAT INPUT (MMBTUH):	502.1	468.0	
	"F" FACTOR:	NA	NA	
	OXIDES of NITROGEN (NO _x) PPM:	137.01	124.85	
TOTAL HYDROCARBONS PPM as PROPANE (THC):		NA	NA	
	METHANE PPM (CH ₄):	NA	NA	
	CARBON MONOXIDE PPM (CO):	98.71	160.94	
	SULFUR DIOXIDE PPM (SO ₂):	NA	NA	
NO _x :				
	LB/HR:	159.50	147.01	153.25
	LB/MMBTU	0.318	0.314	0.316
VOC as CARBON:				
	LB/HR:	NA	NA	NA
	LB/MMBTU:	NA	NA	NA
CO:				
	LB/HR:	69.93	115.32	92.63
	LB/MMBTU:	0.139	0.246	0.193
SO ₂ :				
	LB/HR:	NA	NA	NA
	LB/MMBTU:	NA	NA	NA
PM:				
	LB/HR:	NA	NA	NA
	LB/MMBTU:	NA	NA	NA

U.S.SUGAR CORPORATION
 CLEWISTON, FLORIDA
 BOILER 7
 5/3/2005

RUN	TYPE	GAS VALUE	INITIAL		FINAL		RUN AVERAGE	AVERAGE		CORRECTED AVERAGE
			BIAS	ZERO	BIAS	ZERO		BIAS	ZERO	
1	NOX	172.50	172.57	0.00	173.18	0.56	137.36	172.88	0.28	137.01
1	CO	315.30	291.51	0.25	294.38	0.27	91.89	292.95	0.26	98.71
1	O2	14.01	13.99	-0.04	14.02	-0.02	10.38	14.01	-0.03	10.39
1	CO2	5.93	5.43	0.06	5.50	0.05	9.97	5.46	0.06	10.87

RUN	TYPE	GAS VALUE	INITIAL		FINAL		RUN AVERAGE	AVERAGE		CORRECTED AVERAGE
			BIAS	ZERO	BIAS	ZERO		BIAS	ZERO	
2	NOX	172.50	173.18	0.56	174.48	0.77	126.00	173.83	0.67	124.85
2	CO	315.30	294.38	0.27	296.27	0.74	150.99	295.33	0.50	160.94
2	O2	14.01	14.02	-0.02	14.09	-0.02	10.88	14.05	-0.02	10.85
2	CO2	5.93	5.50	0.05	5.18	0.05	9.09	5.34	0.05	10.14

MAY 4, 2005

AIR CONSULTING and ENGINEERING, INC.

COMPLETE EMISSION DATA

U.S.S.C.
CLEWISTON, FLORIDA
BOILER 7
5/4/05

100% BAGASSE

RUN NUMBER: 1, 3
BEGIN TIME: 11:36 AM
END TIME: 12:36 PM

OXYGEN %: 11.22
VOLUMETRIC FLOW (SCFMD): 153399
TOTAL HEAT INPUT (MMBTUH): 401.8
"F" FACTOR: NA
OXIDES of NITROGEN (NO_x) PPM: 91.04
TOTAL HYDROCARBONS PPM as PROPANE (THC): NA
METHANE PPM (CH₄): NA
CARBON MONOXIDE PPM (CO): 147.18
SULFUR DIOXIDE PPM (SO₂): NA

NO_x:
LB/HR: 100.05
LB/MMBTU 0.249

VOC as CARBON:
LB/HR: NA
LB/MMBTU: NA

CO:
LB/HR: 98.43
LB/MMBTU: 0.245

SO₂:
LB/HR: NA
LB/MMBTU: NA

PM:
LB/HR: NA
LB/MMBTU: NA

U.S.SUGAR CORPORATION
CLEWISTON, FLORIDA
BOILER 7
5/4/2005

BAGASSE ONLY

RUN	TYPE	GAS VALUE	INITIAL		FINAL		RUN AVERAGE	AVERAGE		CORRECTED AVERAGE
			BIAS	ZERO	BIAS	ZERO		BIAS	ZERO	
1	NOX	172.50	174.47	0.56	172.90	0.56	91.93	173.69	0.56	91.04
1	CO	315.30	297.10	1.22	295.97	0.00	138.74	296.54	0.61	147.18
1	O2	14.01	14.34	-0.01	14.25	-0.02	11.44	14.30	-0.01	11.22
1	CO2	5.93	5.25	0.03	5.24	0.04	8.31	5.25	0.04	9.42

MAY 5, 2005

AIR CONSULTING and ENGINEERING, INC.

COMPLETE EMISSION DATA

U.S.S.C.
CLEWISTON, FLORIDA
BOILER 7
5/5/05

15% WOOD CHIPS 45% BAGASSE

RUN NUMBER:	4	5
BEGIN TIME:	2:40 PM	5:01 PM
END TIME:	3:40 PM	6:01 PM

OXYGEN %:	0	11.42
VOLUMETRIC FLOW (SCFMD):	#DIV/0!	160047
TOTAL HEAT INPUT (MMBTUH):	401.8	406.9
"F" FACTOR:	NA	NA
OXIDES of NITROGEN (NOx) PPM:	0	106.9
TOTAL HYDROCARBONS PPM as PROPANE (THC):	NA	NA
METHANE PPM (CH4):	NA	NA
CARBON MONOXIDE PPM (CO):	0	84.26
SULFUR DIOXIDE PPM (SO2):	NA	NA

NOx:			
	LB/HR:	ABORTED	122.57
	LB/MMBTU	RUN	0.301

VOC as CARBON:			
	LB/HR:	NA	NA
	LB/MMBTU:	NA	NA

CO:			
	LB/HR:	NA	58.79
	LB/MMBTU:	NA	0.144

SO2:			
	LB/HR:	NA	NA
	LB/MMBTU:	NA	NA

PM:			
	LB/HR:	NA	NA
	LB/MMBTU:	NA	NA

U.S.SUGAR CORPORATION
CLEWISTON, FLORIDA
BOILER 7
5/5/2005

15% WOOD CHIPS/45% BAGASSE

RUN	TYPE	GAS VALUE	INITIAL		FINAL		RUN AVERAGE	AVERAGE		CORRECTED AVERAGE
			BIAS	ZERO	BIAS	ZERO		BIAS	ZERO	
5	NOX	172.50	173.24	0.96	170.60	1.36	106.98	171.92	1.16	106.90
5	CO	315.30	296.43	0.51	296.29	0.29	79.50	296.36	0.40	84.26
5	O2	14.01	14.17	-0.06	14.04	-0.01	11.49	14.10	-0.04	11.42
5	CO2	5.93	5.45	0.09	5.28	0.08	8.13	5.37	0.09	9.04

APPENDIX C

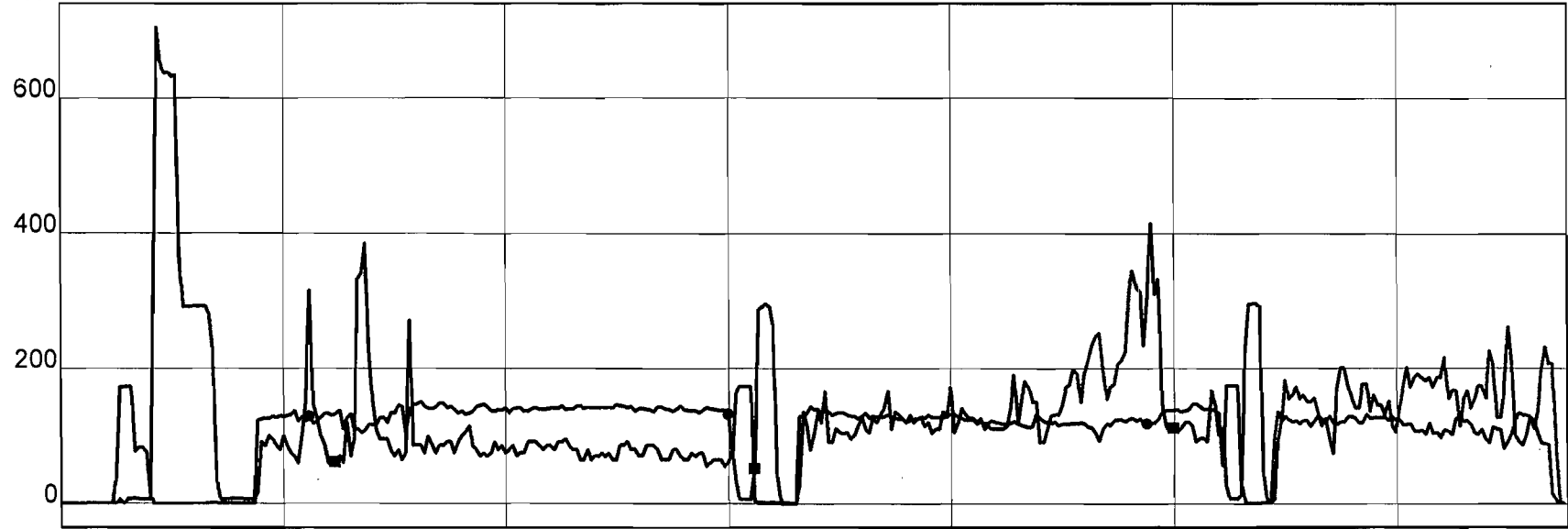
STRIP CHART
AND
DATA LOGGER COPIES

MAY 3, 3005

5/3/2005

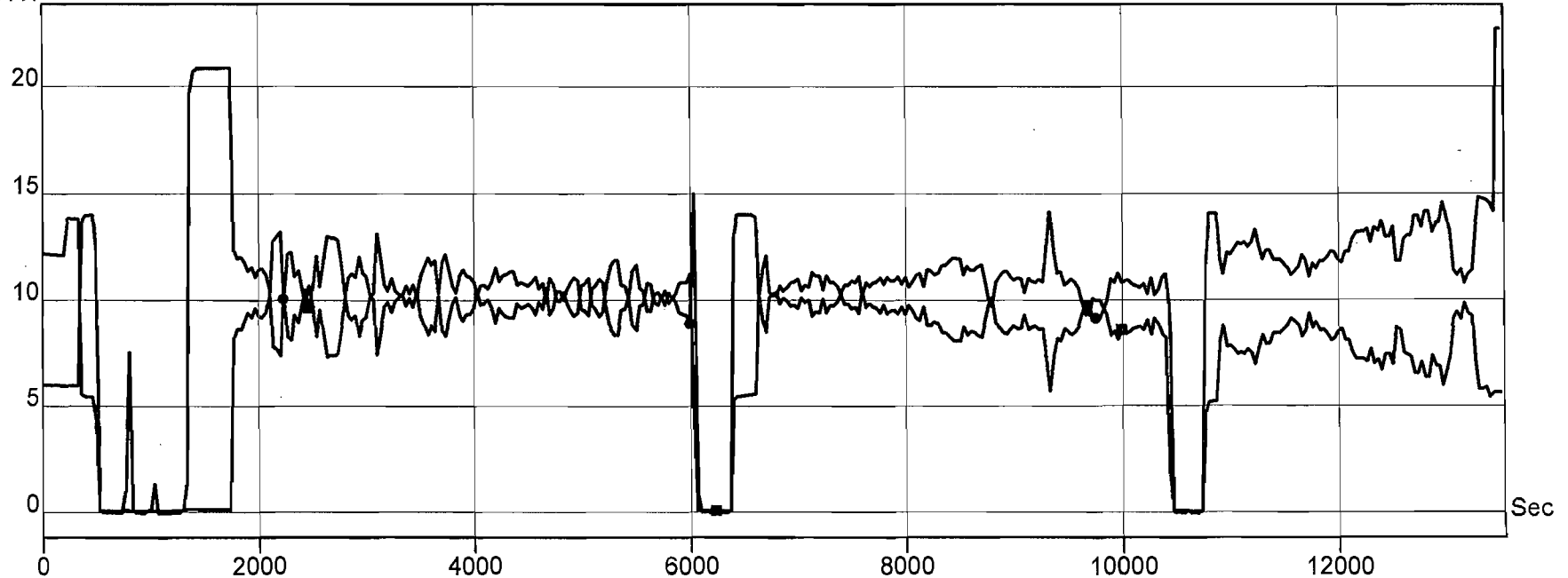
PPM DRY ● Ch 5 ECO 70S NOX

■ Ch 1 TECO 48H CO



% DRY ● Ch 2 TLDN 320 O2

■ Ch 6 RSMT 880A CO2



D:\B735051.PLW 5/3/2005 12:44:12

USSCC BOILER 7

Date	Time	Ch 1		Ch 2		
		Ch 5 ECO 70S NOX PPM DRY Average	TECO 48H CO PPM DRY Average	TLDN 320 O2 % DRY Average	Ch 6 880A CO2 % DRY Average	
5/3/2005	12:44:12	0.00	0.16	5.98	12.22	
5/3/2005	12:44:27	0.00	0.26	5.98	12.19	
5/3/2005	12:44:42	0.00	0.32	5.98	12.20	
5/3/2005	12:44:57	0.00	0.24	5.98	12.18	
5/3/2005	12:45:12	0.00	0.26	5.98	12.16	0 CO
5/3/2005	12:45:27	0.00	0.27	5.98	12.16	0.25
5/3/2005	12:45:42	0.00	0.27	5.98	12.16	0 NOX
5/3/2005	12:45:57	0.00	0.19	5.98	12.15	0.00
5/3/2005	12:46:12	0.00	0.28	5.98	12.14	5.95 O2
5/3/2005	12:46:27	0.00	0.13	5.98	12.14	5.98
5/3/2005	12:46:42	0.00	0.24	5.98	12.13	
5/3/2005	12:46:57	0.00	0.32	5.98	12.12	
5/3/2005	12:47:12	0.00	0.00	5.98	12.08	
5/3/2005	12:47:27	0.00	0.20	5.97	12.11	
5/3/2005	12:47:42	0.00	0.05	5.97	12.11	
5/3/2005	12:47:57	0.00	0.25	5.97	12.06	
5/3/2005	12:48:12	0.00	0.30	5.97	12.07	
5/3/2005	12:48:27	0.00	0.26	5.97	13.80	
5/3/2005	12:48:42	0.00	0.27	5.97	13.83	13.84 CO2
5/3/2005	12:48:57	0.00	0.14	5.97	13.84	13.83
5/3/2005	12:49:12	0.00	0.12	5.97	13.83	
5/3/2005	12:49:27	0.00	0.31	5.97	13.82	
5/3/2005	12:49:42	0.00	0.21	5.97	13.81	
5/3/2005	12:49:57	0.00	0.23	5.97	13.80	
5/3/2005	12:50:12	0.00	0.20	5.97	13.79	
5/3/2005	12:50:27	0.00	0.30	8.56	10.08	
5/3/2005	12:50:42	0.00	0.26	13.05	5.75	
5/3/2005	12:50:57	0.00	0.27	13.93	5.47	
5/3/2005	12:51:12	0.00	0.32	13.97	5.44	
5/3/2005	12:51:27	0.00	0.27	13.98	5.43	
5/3/2005	12:51:42	0.00	0.31	13.99	5.43	14.01 O2
5/3/2005	12:51:57	0.00	0.22	13.99	5.43	13.99
5/3/2005	12:52:12	0.00	0.32	13.99	5.43	5.93 CO2
5/3/2005	12:52:27	0.00	0.30	14.00	5.42	5.43
5/3/2005	12:52:42	0.00	0.18	14.00	5.42	
5/3/2005	12:52:57	27.35	0.28	11.98	4.33	
5/3/2005	12:53:12	133.22	0.24	3.13	0.55	
5/3/2005	12:53:27	170.10	4.50	0.22	0.08	
5/3/2005	12:53:42	172.14	6.59	0.03	0.07	
5/3/2005	12:53:57	172.38	6.56	0.00	0.07	172.5 NOX
5/3/2005	12:54:12	172.53	0.28	-0.01	0.07	172.57
5/3/2005	12:54:27	172.62	4.93	-0.01	0.07	
5/3/2005	12:54:42	172.57	6.61	-0.01	0.06	0 CO2
5/3/2005	12:54:57	172.62	6.60	-0.01	0.06	0.06
5/3/2005	12:55:12	171.16	6.61	0.24	0.06	
5/3/2005	12:55:27	87.61	6.67	0.92	0.06	
5/3/2005	12:55:42	70.64	6.67	0.07	0.06	
5/3/2005	12:55:57	82.04	6.67	-0.01	0.06	

5/3/2005	12:56:12	82.81	6.65	-0.02	0.06	
5/3/2005	12:56:27	83.00	2.01	-0.02	0.06	83.8 NOX
5/3/2005	12:56:42	83.06	6.64	-0.02	0.06	83.05
5/3/2005	12:56:57	83.09	6.58	-0.03	0.06	
5/3/2005	12:57:12	81.41	6.60	0.68	0.09	
5/3/2005	12:57:27	77.76	6.59	0.88	0.12	
5/3/2005	12:57:42	78.95	2.45	2.48	0.07	
5/3/2005	12:57:57	22.04	9.18	7.54	0.08	
5/3/2005	12:58:12	1.66	71.95	1.99	0.07	
5/3/2005	12:58:27	0.30	297.38	0.12	0.06	
5/3/2005	12:58:42	0.12	569.15	0.09	0.06	
5/3/2005	12:58:57	0.05	673.33	-0.01	0.06	
5/3/2005	12:59:12	-0.01	699.97	-0.02	0.06	
5/3/2005	12:59:27	-0.01	664.85	-0.03	0.06	
5/3/2005	12:59:42	-0.02	645.52	-0.03	0.06	
5/3/2005	12:59:57	-0.02	636.31	-0.03	0.06	
5/3/2005	13:00:12	-0.01	636.32	-0.03	0.06	633.1 CO
5/3/2005	13:00:27	0.00	636.35	0.02	0.06	636.34
5/3/2005	13:00:42	0.00	636.34	0.09	0.06	
5/3/2005	13:00:57	0.00	633.15	0.13	0.06	
5/3/2005	13:01:12	0.00	631.95	0.16	0.06	
5/3/2005	13:01:27	0.00	632.00	0.19	0.06	
5/3/2005	13:01:42	0.00	631.99	0.90	0.06	
5/3/2005	13:01:57	0.00	623.87	0.76	0.06	
5/3/2005	13:02:12	0.00	525.17	0.03	0.06	
5/3/2005	13:02:27	0.00	387.90	-0.03	0.06	
5/3/2005	13:02:42	0.00	305.77	-0.03	0.06	
5/3/2005	13:02:57	0.00	292.89	-0.03	0.06	
5/3/2005	13:03:12	0.00	291.54	-0.04	0.06	
5/3/2005	13:03:27	-0.01	291.55	-0.04	0.06	
5/3/2005	13:03:42	0.00	291.56	-0.04	0.06	315.3 CO
5/3/2005	13:03:57	0.00	291.53	-0.04	0.06	291.51
5/3/2005	13:04:12	0.00	291.50	-0.04	0.06	
5/3/2005	13:04:27	0.00	291.51	-0.03	0.05	
5/3/2005	13:04:42	0.00	291.56	-0.03	0.05	
5/3/2005	13:04:57	0.00	291.61	-0.04	0.05	0 O2
5/3/2005	13:05:12	-0.01	291.61	-0.04	0.05	-0.04
5/3/2005	13:05:27	-0.01	291.60	-0.04	0.05	
5/3/2005	13:05:42	0.00	291.62	-0.04	0.05	
5/3/2005	13:05:57	-0.01	291.57	-0.04	0.05	
5/3/2005	13:06:12	0.00	291.60	0.00	0.05	
5/3/2005	13:06:27	0.86	291.61	1.15	0.12	
5/3/2005	13:06:42	1.44	287.47	1.70	0.16	
5/3/2005	13:06:57	1.06	272.12	1.78	0.13	
5/3/2005	13:07:12	0.68	263.96	10.59	0.13	
5/3/2005	13:07:27	0.84	233.83	19.35	0.17	
5/3/2005	13:07:42	0.97	130.07	20.46	0.17	
5/3/2005	13:07:57	0.60	43.05	20.68	0.15	
5/3/2005	13:08:12	0.38	12.39	20.75	0.13	0 CO2
5/3/2005	13:08:27	0.29	6.61	20.79	0.13	0.13
5/3/2005	13:08:42	0.15	6.62	20.81	0.12	
5/3/2005	13:08:57	0.06	6.56	20.81	0.12	
5/3/2005	13:09:12	0.00	6.53	20.82	0.12	
5/3/2005	13:09:27	0.06	6.56	20.82	0.12	
5/3/2005	13:09:42	0.05	6.57	20.82	0.12	20.9 O2

5/3/2005	13:09:57	0.00	6.62	20.83	0.12	20.83
5/3/2005	13:10:12	0.00	6.64	20.83	0.12	
5/3/2005	13:10:27	0.00	6.64	20.83	0.12	
5/3/2005	13:10:42	0.00	6.66	20.83	0.12	
5/3/2005	13:10:57	0.04	6.66	20.83	0.12	
5/3/2005	13:11:12	0.00	6.65	20.83	0.12	
5/3/2005	13:11:27	0.03	6.66	20.83	0.12	
5/3/2005	13:11:42	0.05	6.64	20.83	0.12	
5/3/2005	13:11:57	0.03	6.59	20.84	0.12	
5/3/2005	13:12:12	0.04	6.60	20.84	0.12	
5/3/2005	13:12:27	0.01	6.56	20.84	0.12	
5/3/2005	13:12:42	0.01	6.59	20.85	0.11	
5/3/2005	13:12:57	0.00	6.56	20.86	0.11	
5/3/2005	13:13:12	0.00	6.55	20.86	0.11	
5/3/2005	13:13:27	0.01	6.54	20.87	0.11	
5/3/2005	13:13:42	1.79	6.56	20.78	0.19	
5/3/2005	13:13:57	87.38	7.80	13.53	7.09	
5/3/2005	13:14:12	121.24	25.81	12.57	7.99	
5/3/2005	13:14:27	122.46	65.74	12.34	8.25	
5/3/2005	13:14:42	127.29	93.69	11.94	8.69	
5/3/2005	13:14:57	124.22	92.50	12.12	8.51	
5/3/2005	13:15:12	127.02	84.33	12.03	8.65	
5/3/2005	13:15:27	121.48	85.49	12.19	8.51	
5/3/2005	13:15:42	123.36	95.52	11.99	8.71	
5/3/2005	13:15:57	122.38	103.51	12.13	8.58	
5/3/2005	13:16:12	123.93	99.20	11.67	9.05	
5/3/2005	13:16:27	127.41	96.00	11.60	9.14	
5/3/2005	13:16:42	125.03	89.24	11.68	9.04	
5/3/2005	13:16:57	129.00	86.46	11.32	9.42	
5/3/2005	13:17:12	129.20	84.35	10.56	10.21	
5/3/2005	13:17:27	131.82	80.60	11.06	9.67	
5/3/2005	13:17:42	130.49	88.54	11.62	9.05	
5/3/2005	13:17:57	129.30	98.13	11.48	9.20	
5/3/2005	13:18:12	129.36	96.86	11.54	9.13	
5/3/2005	13:18:27	129.71	87.78	11.56	9.10	
5/3/2005	13:18:42	130.31	77.94	11.50	9.15	
5/3/2005	13:18:57	129.53	74.87	11.44	9.19	
5/3/2005	13:19:12	131.58	73.12	11.06	9.57	
5/3/2005	13:19:27	134.27	70.48	10.60	10.02	
5/3/2005	13:19:42	138.06	68.39	10.52	10.10	
5/3/2005	13:19:57	133.57	65.06	9.30	11.35	
5/3/2005	13:20:12	121.91	61.04	8.27	12.42	
5/3/2005	13:20:27	126.56	73.55	8.27	12.39	
5/3/2005	13:20:42	137.95	108.91	8.05	12.60	
5/3/2005	13:20:57	131.04	98.49	7.84	12.76	
5/3/2005	13:21:12	119.53	125.23	7.32	13.34	
5/3/2005	13:21:27	119.37	193.61	7.37	13.25	
5/3/2005	13:21:42	125.10	270.00	8.72	11.77	
5/3/2005	13:21:57	128.78	314.88	10.47	9.98	
5/3/2005	13:22:12	114.53	190.36	12.35	8.07	
5/3/2005	13:22:27	118.34	147.32	12.25	8.20	
5/3/2005	13:22:42	118.06	151.75	12.42	8.02	
5/3/2005	13:22:57	121.26	129.01	12.32	8.11	400
5/3/2005	13:23:12	113.52	107.04	12.76	7.74	< ST RUN 1
5/3/2005	13:23:27	118.14	101.35	11.92	8.52	

5/3/2005	13:23:42	132.38	101.33	10.95	9.52	122.22
5/3/2005	13:23:57	132.09	97.41	11.34	8.98	
5/3/2005	13:24:12	133.62	81.03	11.29	9.01	
5/3/2005	13:24:27	135.55	67.53	10.84	9.47	
5/3/2005	13:24:42	133.57	59.29	10.46	9.82	
5/3/2005	13:24:57	131.63	55.79	9.77	10.52	
5/3/2005	13:25:12	130.28	55.76	9.74	10.54	
5/3/2005	13:25:27	129.83	52.85	10.63	9.59	
5/3/2005	13:25:42	132.03	55.27	10.81	9.43	
5/3/2005	13:25:57	128.89	64.08	10.86	9.38	
5/3/2005	13:26:12	132.79	70.50	10.21	10.00	
5/3/2005	13:26:27	137.74	65.99	9.68	10.59	
5/3/2005	13:26:42	135.07	61.06	9.16	11.03	
5/3/2005	13:26:57	113.86	64.45	8.31	11.99	
5/3/2005	13:27:12	121.39	99.98	8.46	11.80	
5/3/2005	13:27:27	126.64	117.82	9.49	10.72	
5/3/2005	13:27:42	130.90	91.41	9.24	11.01	
5/3/2005	13:27:57	130.90	72.78	8.40	11.95	
5/3/2005	13:28:12	129.45	65.24	8.01	12.31	
5/3/2005	13:28:27	113.06	67.28	7.43	12.97	
5/3/2005	13:28:42	110.18	126.27	7.31	13.03	
5/3/2005	13:28:57	105.04	230.29	7.22	13.15	
5/3/2005	13:29:12	112.64	363.69	7.48	12.87	
5/3/2005	13:29:27	112.16	392.58	7.54	12.82	
5/3/2005	13:29:42	107.52	338.92	7.44	12.90	
5/3/2005	13:29:57	100.26	347.19	7.28	13.09	
5/3/2005	13:30:12	104.91	366.62	7.42	12.97	
5/3/2005	13:30:27	109.86	372.98	7.69	12.67	
5/3/2005	13:30:42	111.48	277.10	8.19	12.20	
5/3/2005	13:30:57	120.88	204.79	8.48	11.88	
5/3/2005	13:31:12	119.72	165.88	8.88	11.50	
5/3/2005	13:31:27	117.66	139.69	10.14	10.11	
5/3/2005	13:31:42	117.81	117.99	10.92	9.42	
5/3/2005	13:31:57	116.67	111.99	10.73	9.61	
5/3/2005	13:32:12	120.62	109.01	10.58	9.78	
5/3/2005	13:32:27	125.94	97.96	11.22	9.11	
5/3/2005	13:32:42	127.74	96.06	11.39	8.94	
5/3/2005	13:32:57	127.10	96.01	11.28	9.07	
5/3/2005	13:33:12	124.65	96.04	11.48	8.89	
5/3/2005	13:33:27	118.95	96.06	12.01	8.33	
5/3/2005	13:33:42	120.97	93.99	12.13	8.21	
5/3/2005	13:33:57	131.27	83.20	11.58	8.79	
5/3/2005	13:34:12	134.99	78.41	11.15	9.20	
5/3/2005	13:34:27	137.91	74.29	10.51	9.87	
5/3/2005	13:34:42	135.00	68.38	11.06	9.25	
5/3/2005	13:34:57	137.08	65.92	11.41	8.90	
5/3/2005	13:35:12	145.61	75.00	10.44	9.96	
5/3/2005	13:35:27	146.51	75.99	9.79	10.61	
5/3/2005	13:35:42	145.04	68.04	10.05	10.27	
5/3/2005	13:35:57	143.31	65.57	9.69	10.68	
5/3/2005	13:36:12	125.58	72.21	8.13	12.32	
5/3/2005	13:36:27	117.19	125.83	7.76	12.75	
5/3/2005	13:36:42	135.74	286.24	8.37	12.02	
5/3/2005	13:36:57	138.77	274.57	8.61	11.84	
5/3/2005	13:37:12	144.12	138.01	9.14	11.28	

5/3/2005	13:37:27	145.52	91.49	9.56	10.83
5/3/2005	13:37:42	144.39	86.37	9.66	10.75
5/3/2005	13:37:57	146.38	86.39	9.96	10.40
5/3/2005	13:38:12	148.68	86.40	9.68	10.73
5/3/2005	13:38:27	150.23	86.41	9.65	10.75
5/3/2005	13:38:42	150.36	83.97	9.47	10.96
5/3/2005	13:38:57	146.96	76.34	9.63	10.78
5/3/2005	13:39:12	142.42	72.85	9.63	10.70
5/3/2005	13:39:27	127.62	68.45	8.98	11.45
5/3/2005	13:39:42	139.73	102.29	10.00	10.35
5/3/2005	13:39:57	144.16	127.53	9.97	10.42
5/3/2005	13:40:12	139.93	97.87	10.06	10.35
5/3/2005	13:40:27	143.87	75.46	10.47	9.90
5/3/2005	13:40:42	142.78	72.27	10.73	9.63
5/3/2005	13:40:57	144.95	78.72	10.57	9.82
5/3/2005	13:41:12	145.37	83.07	10.25	10.14
5/3/2005	13:41:27	149.13	86.37	10.28	10.10
5/3/2005	13:41:42	148.51	86.40	10.64	9.70
5/3/2005	13:41:57	148.00	86.74	10.73	9.63
5/3/2005	13:42:12	145.08	91.70	10.83	9.54
5/3/2005	13:42:27	142.17	92.25	10.33	10.08
5/3/2005	13:42:42	142.02	96.02	10.86	9.47
5/3/2005	13:42:57	143.55	92.87	11.18	9.19
5/3/2005	13:43:12	144.34	89.18	10.98	9.43
5/3/2005	13:43:27	142.72	80.98	11.16	9.26
5/3/2005	13:43:42	138.49	74.85	11.47	8.92
5/3/2005	13:43:57	138.05	80.61	11.53	8.90
5/3/2005	13:44:12	133.94	93.40	11.97	8.43
5/3/2005	13:44:27	137.08	100.47	11.64	8.80
5/3/2005	13:44:42	136.82	103.54	11.60	8.84
5/3/2005	13:44:57	134.28	101.27	11.72	8.70
5/3/2005	13:45:12	133.19	103.26	11.80	8.64
5/3/2005	13:45:27	131.48	109.68	12.08	8.33
5/3/2005	13:45:42	131.23	112.47	11.10	9.35
5/3/2005	13:45:57	137.29	113.22	9.91	10.64
5/3/2005	13:46:12	141.58	95.31	10.38	10.11
5/3/2005	13:46:27	137.20	77.91	12.00	8.37
5/3/2005	13:46:42	138.75	77.28	12.37	8.08
5/3/2005	13:46:57	142.19	79.77	12.12	8.33
5/3/2005	13:47:12	142.57	73.02	11.67	8.82
5/3/2005	13:47:27	144.39	70.80	11.43	9.05
5/3/2005	13:47:42	147.48	74.85	10.90	9.61
5/3/2005	13:47:57	146.63	74.83	10.65	9.84
5/3/2005	13:48:12	146.08	74.84	10.51	9.99
5/3/2005	13:48:27	144.43	74.65	10.45	10.03
5/3/2005	13:48:42	140.68	72.53	10.14	10.37
5/3/2005	13:48:57	138.25	74.85	10.60	9.85
5/3/2005	13:49:12	137.37	76.70	11.22	9.24
5/3/2005	13:49:27	138.62	85.53	11.45	9.02
5/3/2005	13:49:42	136.98	91.66	11.51	8.94
5/3/2005	13:49:57	140.98	90.93	11.10	9.39
5/3/2005	13:50:12	139.07	83.86	11.13	9.35
5/3/2005	13:50:27	137.76	80.12	11.30	9.16
5/3/2005	13:50:42	137.84	83.13	11.37	9.07
5/3/2005	13:50:57	140.63	86.38	10.75	9.76

5/3/2005	13:51:12	141.61	84.36	10.81	9.66
5/3/2005	13:51:27	141.38	75.35	11.00	9.49
5/3/2005	13:51:42	138.02	72.28	11.17	9.25
5/3/2005	13:51:57	135.14	79.54	10.38	10.19
5/3/2005	13:52:12	135.92	86.37	10.85	9.61
5/3/2005	13:52:27	139.53	86.37	10.73	9.74
5/3/2005	13:52:42	141.48	80.96	10.84	9.63
5/3/2005	13:52:57	139.89	71.36	10.73	9.74
5/3/2005	13:53:12	141.75	72.23	10.60	9.86
5/3/2005	13:53:27	143.25	74.84	10.36	10.14
5/3/2005	13:53:42	140.14	74.84	10.56	9.94
5/3/2005	13:53:57	138.74	74.84	10.80	9.67
5/3/2005	13:54:12	136.84	77.26	10.87	9.61
5/3/2005	13:54:27	137.88	85.02	10.91	9.58
5/3/2005	13:54:42	136.63	91.67	11.45	9.01
5/3/2005	13:54:57	138.31	91.77	10.85	9.64
5/3/2005	13:55:12	139.56	91.73	10.70	9.80
5/3/2005	13:55:27	142.25	87.56	11.03	9.42
5/3/2005	13:55:42	142.20	88.60	11.09	9.39
5/3/2005	13:55:57	142.10	87.87	11.26	9.21
5/3/2005	13:56:12	141.39	86.42	11.26	9.20
5/3/2005	13:56:27	139.56	86.38	11.25	9.22
5/3/2005	13:56:42	138.91	86.44	11.37	9.09
5/3/2005	13:56:57	138.89	81.44	11.34	9.14
5/3/2005	13:57:12	138.85	80.18	11.37	9.08
5/3/2005	13:57:27	138.64	84.81	11.35	9.12
5/3/2005	13:57:42	139.45	86.40	11.45	9.01
5/3/2005	13:57:57	139.84	86.43	11.07	9.40
5/3/2005	13:58:12	133.94	86.42	10.03	10.54
5/3/2005	13:58:27	136.58	81.78	10.55	9.90
5/3/2005	13:58:42	142.61	80.12	10.81	9.63
5/3/2005	13:58:57	143.82	85.83	10.61	9.87
5/3/2005	13:59:12	141.53	91.63	10.73	9.71
5/3/2005	13:59:27	141.11	91.68	10.92	9.50
5/3/2005	13:59:42	142.91	91.67	10.74	9.71
5/3/2005	13:59:57	141.65	94.88	10.93	9.52
5/3/2005	14:00:12	139.83	96.06	10.92	9.52
5/3/2005	14:00:27	139.16	92.20	11.05	9.38
5/3/2005	14:00:42	139.75	86.40	11.17	9.25
5/3/2005	14:00:57	142.07	86.40	11.06	9.36
5/3/2005	14:01:12	143.54	86.36	10.68	9.73
5/3/2005	14:01:27	140.97	81.72	10.61	9.78
5/3/2005	14:01:42	143.00	83.04	10.80	9.59
5/3/2005	14:01:57	143.91	81.40	10.81	9.58
5/3/2005	14:02:12	143.72	72.78	10.46	9.93
5/3/2005	14:02:27	145.34	66.28	9.91	10.49
5/3/2005	14:02:42	145.42	63.55	10.26	10.12
5/3/2005	14:02:57	143.51	61.61	10.69	9.69
5/3/2005	14:03:12	142.54	67.36	11.03	9.33
5/3/2005	14:03:27	142.61	74.41	10.87	9.48
5/3/2005	14:03:42	145.39	77.64	10.66	9.71
5/3/2005	14:03:57	144.45	71.24	10.38	9.97
5/3/2005	14:04:12	141.58	65.16	9.99	10.38
5/3/2005	14:04:27	135.74	65.17	9.54	10.85
5/3/2005	14:04:42	139.84	67.31	9.82	10.51

5/3/2005	14:04:57	144.33	70.52	10.43	9.88
5/3/2005	14:05:12	143.64	70.50	10.49	9.84
5/3/2005	14:05:27	143.45	71.04	10.24	10.09
5/3/2005	14:05:42	143.49	74.85	9.97	10.36
5/3/2005	14:05:57	144.91	71.61	9.80	10.54
5/3/2005	14:06:12	142.82	70.50	9.78	10.54
5/3/2005	14:06:27	142.23	70.74	9.55	10.80
5/3/2005	14:06:42	141.84	76.92	9.38	10.95
5/3/2005	14:06:57	142.25	75.33	9.27	11.07
5/3/2005	14:07:12	144.30	68.32	9.36	10.97
5/3/2005	14:07:27	143.04	65.16	9.54	10.77
5/3/2005	14:07:42	141.33	65.19	9.70	10.64
5/3/2005	14:07:57	145.61	65.18	10.49	9.78
5/3/2005	14:08:12	147.53	67.52	10.75	9.53
5/3/2005	14:08:27	148.09	78.99	10.65	9.63
5/3/2005	14:08:42	144.67	86.31	10.80	9.47
5/3/2005	14:08:57	141.72	86.33	10.95	9.32
5/3/2005	14:09:12	143.01	88.81	10.94	9.33
5/3/2005	14:09:27	145.49	94.76	10.35	9.92
5/3/2005	14:09:42	142.81	93.92	9.91	10.36
5/3/2005	14:09:57	138.21	86.96	9.38	10.91
5/3/2005	14:10:12	140.84	80.09	9.50	10.77
5/3/2005	14:10:27	142.51	75.87	9.43	10.80
5/3/2005	14:10:42	134.14	76.91	8.89	11.39
5/3/2005	14:10:57	138.68	84.70	9.38	10.81
5/3/2005	14:11:12	140.93	83.42	9.51	10.71
5/3/2005	14:11:27	139.71	72.66	9.48	10.76
5/3/2005	14:11:42	139.60	65.17	10.06	10.16
5/3/2005	14:11:57	140.78	69.70	10.67	9.55
5/3/2005	14:12:12	138.57	76.92	11.39	8.83
5/3/2005	14:12:27	138.05	80.93	11.59	8.62
5/3/2005	14:12:42	139.71	88.42	11.61	8.62
5/3/2005	14:12:57	139.23	90.93	11.80	8.43
5/3/2005	14:13:12	138.57	86.36	11.76	8.47
5/3/2005	14:13:27	137.40	86.35	11.77	8.46
5/3/2005	14:13:42	136.69	86.35	11.76	8.46
5/3/2005	14:13:57	140.71	85.93	11.14	9.12
5/3/2005	14:14:12	142.54	80.05	10.71	9.53
5/3/2005	14:14:27	144.08	75.26	10.51	9.72
5/3/2005	14:14:42	143.51	68.37	10.60	9.61
5/3/2005	14:14:57	142.21	65.20	10.52	9.69
5/3/2005	14:15:12	142.32	65.23	10.23	9.98
5/3/2005	14:15:27	139.67	62.16	10.56	9.68
5/3/2005	14:15:42	139.61	61.05	11.17	9.05
5/3/2005	14:15:57	139.28	65.65	11.22	8.99
5/3/2005	14:16:12	137.60	76.95	11.37	8.89
5/3/2005	14:16:27	137.04	80.10	11.59	8.63
5/3/2005	14:16:42	136.40	80.11	11.51	8.71
5/3/2005	14:16:57	139.50	80.12	10.78	9.47
5/3/2005	14:17:12	140.44	77.65	10.92	9.29
5/3/2005	14:17:27	144.45	71.30	10.61	9.59
5/3/2005	14:17:42	142.71	70.47	10.03	10.17
5/3/2005	14:17:57	139.99	66.23	9.61	10.61
5/3/2005	14:18:12	140.54	65.18	9.46	10.75
5/3/2005	14:18:27	140.42	62.63	9.36	10.85

5/3/2005	14:18:42	138.52	67.67	9.50	10.73				
5/3/2005	14:18:57	137.77	73.66	9.94	10.29				
5/3/2005	14:19:12	137.59	74.78	10.18	9.98				
5/3/2005	14:19:27	139.43	74.56	9.69	10.58				
5/3/2005	14:19:42	137.73	70.46	10.28	9.94				
5/3/2005	14:19:57	137.44	66.92	10.12	10.07				
5/3/2005	14:20:12	134.36	72.25	9.66	10.59				
5/3/2005	14:20:27	136.74	83.25	10.16	10.03				
5/3/2005	14:20:42	138.27	80.94	10.23	9.98				
5/3/2005	14:20:57	138.17	64.35	10.43	9.76				
5/3/2005	14:21:12	140.67	55.73	10.15	10.05				
5/3/2005	14:21:27	142.40	55.75	9.89	10.31				
5/3/2005	14:21:42	142.37	55.74	10.14	10.04				
5/3/2005	14:21:57	141.86	60.54	10.18	10.00				
5/3/2005	14:22:12	141.96	65.18	9.87	10.33				
5/3/2005	14:22:27	139.73	65.17	9.77	10.44				
5/3/2005	14:22:42	140.61	63.20	10.04	10.11				
5/3/2005	14:22:57	139.02	64.07	9.61	10.59				
5/3/2005	14:23:12	137.70	65.17	9.27	10.90	< END RUN 1			
5/3/2005	14:23:27	134.22	65.20	9.13	11.05	RUN AVGS			
5/3/2005	14:23:42	138.78	65.16	9.31	10.86	NOX	CO	O2	CO2
5/3/2005	14:23:57	137.67	61.58	9.26	10.90	137.36	91.89	10.38	9.97
5/3/2005	14:24:12	137.81	58.58	9.27	10.86				
5/3/2005	14:24:27	134.02	56.63	9.16	10.98				
5/3/2005	14:24:42	133.20	61.01	9.08	11.06				
5/3/2005	14:24:57	130.54	64.98	8.94	11.21				
5/3/2005	14:25:12	123.71	77.45	10.44	9.60				
5/3/2005	14:25:27	43.70	78.91	16.77	1.93				
5/3/2005	14:25:42	100.77	63.71	7.31	0.16				
5/3/2005	14:25:57	165.52	38.20	0.70	0.07				
5/3/2005	14:26:12	172.49	16.90	0.07	0.06				
5/3/2005	14:26:27	172.82	7.54	0.02	0.06				
5/3/2005	14:26:42	173.07	6.47	0.02	0.06				
5/3/2005	14:26:57	173.18	6.51	0.00	0.05				
5/3/2005	14:27:12	173.18	3.95	0.00	0.05				
5/3/2005	14:27:27	173.19	5.37	0.00	0.05				
5/3/2005	14:27:42	173.15	6.53	0.01	0.05	172.5 NOX			
5/3/2005	14:27:57	173.40	6.49	-0.03	0.05	173.18			
5/3/2005	14:28:12	157.60	3.50	0.10	0.05	0 O2			
5/3/2005	14:28:27	35.59	11.30	0.06	0.05	-0.02			
5/3/2005	14:28:42	2.85	85.28	-0.01	0.05	0 CO2			
5/3/2005	14:28:57	1.12	208.13	-0.02	0.05	0.05			
5/3/2005	14:29:12	0.95	279.09	-0.02	0.05	315.3 CO			
5/3/2005	14:29:27	0.95	290.53	-0.02	0.05	294.38			
5/3/2005	14:29:42	0.84	291.58	-0.02	0.05	14.01 O2			
5/3/2005	14:29:57	0.76	291.83	-0.02	0.05	14.02			
5/3/2005	14:30:12	0.76	295.95	-0.02	0.05	5.93 CO2			
5/3/2005	14:30:27	0.76	295.37	-0.03	0.05	5.50			
5/3/2005	14:30:42	0.78	291.60	0.10	0.06	0 NOX			
5/3/2005	14:30:57	0.78	291.59	0.14	0.06	0.56			
5/3/2005	14:31:12	0.71	291.59	6.00	2.33	0 CO			
5/3/2005	14:31:27	0.65	260.67	12.68	5.16	0.27			
5/3/2005	14:31:42	0.56	140.68	13.89	5.43				
5/3/2005	14:31:57	0.56	53.26	14.03	5.44				
5/3/2005	14:32:12	0.56	11.66	14.01	5.47				

5/3/2005	14:32:27	0.57	6.10	14.01	5.48
5/3/2005	14:32:42	0.56	0.21	14.02	5.49
5/3/2005	14:32:57	0.56	0.32	14.02	5.49
5/3/2005	14:33:12	0.56	0.27	14.02	5.51
5/3/2005	14:33:27	0.56	0.31	14.02	5.53
5/3/2005	14:33:42	0.56	0.14	14.01	5.54
5/3/2005	14:33:57	0.47	0.27	14.02	5.55
5/3/2005	14:34:12	0.37	0.26	14.02	5.56
5/3/2005	14:34:27	0.42	0.31	14.03	5.55
5/3/2005	14:34:42	1.56	0.21	14.04	5.54
5/3/2005	14:34:57	49.28	0.68	12.30	7.73
5/3/2005	14:35:12	121.10	14.71	10.61	9.93
5/3/2005	14:35:27	129.03	62.61	10.31	10.09
5/3/2005	14:35:42	130.56	113.74	9.72	10.69
5/3/2005	14:35:57	132.10	132.72	9.33	11.18
5/3/2005	14:36:12	139.83	129.00	9.52	10.93
5/3/2005	14:36:27	135.99	117.39	8.66	11.90
5/3/2005	14:36:42	139.94	99.01	9.32	11.19
5/3/2005	14:36:57	144.49	82.08	10.02	10.44
5/3/2005	14:37:12	141.15	76.95	10.22	10.27
5/3/2005	14:37:27	138.66	91.21	10.32	10.18
5/3/2005	14:37:42	138.00	109.31	10.45	10.04
5/3/2005	14:37:57	138.13	125.15	10.42	10.09
5/3/2005	14:38:12	139.74	133.78	10.19	10.36
5/3/2005	14:38:27	135.68	123.01	10.53	10.02
5/3/2005	14:38:42	132.51	117.91	10.64	9.87
5/3/2005	14:38:57	133.31	127.55	9.86	10.75
5/3/2005	14:39:12	139.58	153.72	10.24	10.29
5/3/2005	14:39:27	140.23	151.80	10.61	9.93
5/3/2005	14:39:42	137.01	106.96	10.65	9.91
5/3/2005	14:39:57	135.15	84.45	10.59	9.97
5/3/2005	14:40:12	134.06	88.85	10.69	9.88
5/3/2005	14:40:27	131.65	99.69	10.86	9.69
5/3/2005	14:40:42	133.15	108.23	10.83	9.73
5/3/2005	14:40:57	132.88	110.05	10.86	9.70
5/3/2005	14:41:12	133.33	105.52	10.97	9.58
5/3/2005	14:41:27	134.78	104.93	10.96	9.61
5/3/2005	14:41:42	133.71	101.31	11.09	9.46
5/3/2005	14:41:57	133.92	101.89	10.75	9.78
5/3/2005	14:42:12	131.70	105.44	10.23	10.39
5/3/2005	14:42:27	130.95	105.50	10.52	10.05
5/3/2005	14:42:42	131.13	103.57	10.73	9.84
5/3/2005	14:42:57	128.43	100.58	10.77	9.78
5/3/2005	14:43:12	129.49	98.11	10.62	9.97
5/3/2005	14:43:27	128.84	101.32	10.98	9.59
5/3/2005	14:43:42	128.62	101.30	11.31	9.23
5/3/2005	14:43:57	126.62	104.76	11.26	9.30
5/3/2005	14:44:12	125.66	112.81	11.12	9.44
5/3/2005	14:44:27	127.95	119.74	11.07	9.49
5/3/2005	14:44:42	130.15	126.17	11.10	9.45
5/3/2005	14:44:57	129.39	120.83	10.95	9.59
5/3/2005	14:45:12	133.70	113.38	10.37	10.22
5/3/2005	14:45:27	132.75	106.35	10.66	9.87
5/3/2005	14:45:42	130.29	103.23	10.92	9.63
5/3/2005	14:45:57	126.69	106.09	11.11	9.41

696
 < ST RUN 2

5/3/2005	14:46:12	127.39	117.94	10.96	9.58
5/3/2005	14:46:27	129.15	125.02	10.85	9.70
5/3/2005	14:46:42	131.27	126.24	10.87	9.69
5/3/2005	14:46:57	128.51	125.52	10.89	9.64
5/3/2005	14:47:12	128.88	123.12	10.74	9.80
5/3/2005	14:47:27	128.52	130.05	10.70	9.84
5/3/2005	14:47:42	127.04	133.49	10.57	9.97
5/3/2005	14:47:57	126.33	136.15	10.46	10.07
5/3/2005	14:48:12	128.40	143.32	10.15	10.39
5/3/2005	14:48:27	127.34	150.56	10.17	10.39
5/3/2005	14:48:42	131.00	170.28	10.72	9.80
5/3/2005	14:48:57	129.60	157.79	10.80	9.71
5/3/2005	14:49:12	128.09	119.00	10.73	9.78
5/3/2005	14:49:27	127.25	120.05	10.66	9.86
5/3/2005	14:49:42	126.84	133.52	10.82	9.69
5/3/2005	14:49:57	126.71	135.85	10.88	9.62
5/3/2005	14:50:12	125.69	135.81	10.76	9.75
5/3/2005	14:50:27	125.29	132.33	10.81	9.69
5/3/2005	14:50:42	125.26	129.36	10.93	9.57
5/3/2005	14:50:57	125.16	126.23	11.10	9.38
5/3/2005	14:51:12	125.52	123.51	11.06	9.43
5/3/2005	14:51:27	122.78	121.46	10.52	10.01
5/3/2005	14:51:42	123.43	128.65	10.51	10.01
5/3/2005	14:51:57	124.00	131.46	10.83	9.64
5/3/2005	14:52:12	123.32	128.91	10.71	9.79
5/3/2005	14:52:27	123.13	121.54	10.72	9.77
5/3/2005	14:52:42	124.79	120.39	10.65	9.84
5/3/2005	14:52:57	124.49	121.16	10.71	9.77
5/3/2005	14:53:12	124.97	128.67	10.80	9.68
5/3/2005	14:53:27	125.32	127.62	10.89	9.59
5/3/2005	14:53:42	128.25	126.20	10.87	9.61
5/3/2005	14:53:57	129.32	125.79	10.94	9.52
5/3/2005	14:54:12	128.11	118.04	11.01	9.46
5/3/2005	14:54:27	127.00	115.88	11.04	9.42
5/3/2005	14:54:42	132.60	120.47	10.55	9.97
5/3/2005	14:54:57	130.22	119.19	10.88	9.58
5/3/2005	14:55:12	129.61	108.34	11.10	9.33
5/3/2005	14:55:27	127.91	105.94	11.07	9.39
5/3/2005	14:55:42	128.69	110.78	11.02	9.43
5/3/2005	14:55:57	128.70	110.78	10.93	9.51
5/3/2005	14:56:12	129.40	110.84	10.87	9.58
5/3/2005	14:56:27	128.20	110.81	10.93	9.51
5/3/2005	14:56:42	128.25	114.62	11.04	9.38
5/3/2005	14:56:57	128.11	131.73	11.06	9.38
5/3/2005	14:57:12	127.28	133.81	11.11	9.30
5/3/2005	14:57:27	127.47	131.47	11.05	9.34
5/3/2005	14:57:42	127.94	133.84	10.48	9.97
5/3/2005	14:57:57	131.80	150.46	10.60	9.84
5/3/2005	14:58:12	132.18	169.65	11.03	9.38
5/3/2005	14:58:27	132.34	136.59	10.88	9.53
5/3/2005	14:58:42	132.24	108.32	10.66	9.72
5/3/2005	14:58:57	131.37	110.25	10.84	9.51
5/3/2005	14:59:12	127.91	117.58	10.93	9.41
5/3/2005	14:59:27	128.42	133.08	10.93	9.41
5/3/2005	14:59:42	127.24	141.15	11.04	9.29

5/3/2005	14:59:57	125.86	141.08	11.16	9.15
5/3/2005	15:00:12	124.76	138.98	11.24	9.07
5/3/2005	15:00:27	123.40	132.06	11.20	9.10
5/3/2005	15:00:42	123.32	129.11	11.02	9.27
5/3/2005	15:00:57	123.92	127.37	10.69	9.61
5/3/2005	15:01:12	125.82	131.59	11.11	9.13
5/3/2005	15:01:27	124.36	127.39	11.40	8.84
5/3/2005	15:01:42	123.01	126.33	11.49	8.72
5/3/2005	15:01:57	119.64	121.67	11.42	8.78
5/3/2005	15:02:12	116.16	120.55	11.41	8.79
5/3/2005	15:02:27	118.30	121.32	11.33	8.85
5/3/2005	15:02:42	120.83	123.65	11.17	9.01
5/3/2005	15:02:57	119.89	115.82	11.21	8.96
5/3/2005	15:03:12	118.80	110.92	11.27	8.91
5/3/2005	15:03:27	119.82	114.40	11.32	8.83
5/3/2005	15:03:42	119.86	115.20	11.57	8.56
5/3/2005	15:03:57	122.68	114.67	11.51	8.63
5/3/2005	15:04:12	125.53	110.94	11.48	8.67
5/3/2005	15:04:27	121.15	110.90	11.62	8.49
5/3/2005	15:04:42	120.46	110.91	11.71	8.41
5/3/2005	15:04:57	119.64	110.92	11.79	8.32
5/3/2005	15:05:12	119.31	110.88	11.76	8.36
5/3/2005	15:05:27	119.01	111.20	11.92	8.17
5/3/2005	15:05:42	118.96	115.27	11.91	8.20
5/3/2005	15:05:57	118.00	111.75	11.97	8.12
5/3/2005	15:06:12	118.33	110.91	11.99	8.09
5/3/2005	15:06:27	117.89	114.93	12.03	8.01
5/3/2005	15:06:42	118.82	125.70	11.83	8.20
5/3/2005	15:06:57	118.85	135.22	11.65	8.33
5/3/2005	15:07:12	121.63	145.60	11.07	8.93
5/3/2005	15:07:27	121.32	175.94	11.51	8.47
5/3/2005	15:07:42	122.23	183.31	11.54	8.43
5/3/2005	15:07:57	122.98	144.58	11.35	8.63
5/3/2005	15:08:12	118.56	118.43	11.39	8.57
5/3/2005	15:08:27	115.12	125.36	11.43	8.52
5/3/2005	15:08:42	116.06	147.66	11.39	8.55
5/3/2005	15:08:57	113.68	163.89	11.49	8.43
5/3/2005	15:09:12	114.33	177.01	11.54	8.39
5/3/2005	15:09:27	113.35	189.05	11.68	8.26
5/3/2005	15:09:42	111.92	185.04	11.63	8.30
5/3/2005	15:09:57	113.19	171.74	11.65	8.28
5/3/2005	15:10:12	113.19	163.68	11.32	8.56
5/3/2005	15:10:27	118.66	154.11	10.88	9.01
5/3/2005	15:10:42	130.12	155.05	10.54	9.30
5/3/2005	15:10:57	133.07	150.32	10.11	9.72
5/3/2005	15:11:12	130.48	117.78	9.60	10.17
5/3/2005	15:11:27	127.40	93.02	9.49	10.32
5/3/2005	15:11:42	126.59	80.27	10.12	9.63
5/3/2005	15:11:57	123.78	86.40	10.70	9.08
5/3/2005	15:12:12	121.92	96.33	10.92	8.89
5/3/2005	15:12:27	120.90	105.46	11.02	8.79
5/3/2005	15:12:42	120.40	110.90	11.12	8.69
5/3/2005	15:12:57	119.87	119.05	11.27	8.55
5/3/2005	15:13:12	118.69	128.98	11.27	8.53
5/3/2005	15:13:27	120.25	132.28	10.99	8.82

5/3/2005	15:13:42	120.73	134.36	11.26	8.52
5/3/2005	15:13:57	118.23	131.75	11.37	8.41
5/3/2005	15:14:12	115.15	131.74	11.23	8.54
5/3/2005	15:14:27	115.80	132.18	11.17	8.57
5/3/2005	15:14:42	116.12	140.51	11.03	8.70
5/3/2005	15:14:57	118.21	153.57	10.88	8.82
5/3/2005	15:15:12	118.36	163.12	10.85	8.85
5/3/2005	15:15:27	118.07	170.21	10.98	8.70
5/3/2005	15:15:42	119.22	168.82	10.84	8.84
5/3/2005	15:15:57	118.47	175.94	10.91	8.79
5/3/2005	15:16:12	118.80	183.44	11.06	8.61
5/3/2005	15:16:27	118.00	194.31	10.70	8.96
5/3/2005	15:16:42	120.74	218.15	10.48	9.20
5/3/2005	15:16:57	119.72	220.21	11.00	8.61
5/3/2005	15:17:12	119.01	181.35	10.98	8.65
5/3/2005	15:17:27	120.93	154.03	10.89	8.73
5/3/2005	15:17:42	120.14	152.57	10.86	8.75
5/3/2005	15:17:57	118.24	161.17	10.83	8.77
5/3/2005	15:18:12	118.48	183.24	10.80	8.79
5/3/2005	15:18:27	116.86	194.64	10.90	8.69
5/3/2005	15:18:42	114.48	205.83	10.91	8.67
5/3/2005	15:18:57	114.70	215.82	10.92	8.63
5/3/2005	15:19:12	113.15	229.35	10.84	8.69
5/3/2005	15:19:27	112.71	249.16	11.12	8.41
5/3/2005	15:19:42	107.60	252.48	11.65	7.93
5/3/2005	15:19:57	100.68	253.13	13.18	6.61
5/3/2005	15:20:12	93.85	273.12	14.01	5.81
5/3/2005	15:20:27	92.98	256.51	14.12	5.72
5/3/2005	15:20:42	97.54	216.68	13.43	6.35
5/3/2005	15:20:57	109.29	196.72	12.37	7.31
5/3/2005	15:21:12	116.25	173.18	11.80	7.78
5/3/2005	15:21:27	118.44	152.71	11.38	8.13
5/3/2005	15:21:42	119.79	157.29	11.19	8.26
5/3/2005	15:21:57	117.38	168.86	11.26	8.20
5/3/2005	15:22:12	116.61	172.00	11.22	8.21
5/3/2005	15:22:27	117.88	175.52	11.01	8.39
5/3/2005	15:22:42	123.80	176.35	10.63	8.72
5/3/2005	15:22:57	124.28	186.64	10.49	8.88
5/3/2005	15:23:12	124.30	216.12	10.77	8.58
5/3/2005	15:23:27	123.58	233.12	10.84	8.52
5/3/2005	15:23:42	124.51	219.09	10.94	8.44
5/3/2005	15:23:57	121.48	208.58	10.98	8.39
5/3/2005	15:24:12	120.93	218.20	10.96	8.39
5/3/2005	15:24:27	122.82	252.20	10.80	8.55
5/3/2005	15:24:42	125.19	294.77	10.76	8.54
5/3/2005	15:24:57	124.33	314.02	10.50	8.80
5/3/2005	15:25:12	124.07	325.07	10.24	9.02
5/3/2005	15:25:27	126.89	343.49	9.91	9.32
5/3/2005	15:25:42	128.39	349.05	9.79	9.43
5/3/2005	15:25:57	124.81	325.86	9.40	9.77
5/3/2005	15:26:12	123.66	320.59	9.79	9.43
5/3/2005	15:26:27	126.02	315.63	9.96	9.26
5/3/2005	15:26:42	126.20	274.43	9.70	9.49
5/3/2005	15:26:57	122.02	242.92	9.22	9.93
5/3/2005	15:27:12	117.48	237.29	9.00	10.11

5/3/2005	15:27:27	116.75	264.36	9.20	9.94
5/3/2005	15:27:42	118.43	319.97	9.00	10.10
5/3/2005	15:27:57	118.35	360.28	8.83	10.27
5/3/2005	15:28:12	120.07	404.91	9.10	10.01
5/3/2005	15:28:27	120.20	392.63	9.41	9.74
5/3/2005	15:28:42	120.02	329.39	9.51	9.65
5/3/2005	15:28:57	121.03	318.42	9.54	9.60
5/3/2005	15:29:12	118.66	340.30	9.25	9.94
5/3/2005	15:29:27	129.32	276.35	10.23	8.99
5/3/2005	15:29:42	134.33	197.57	10.70	8.62
5/3/2005	15:29:57	137.04	152.90	10.94	8.40
5/3/2005	15:30:12	138.15	126.26	10.83	8.52
5/3/2005	15:30:27	137.95	115.94	10.82	8.52
5/3/2005	15:30:42	139.20	108.97	11.09	8.28
5/3/2005	15:30:57	138.01	105.82	11.25	8.13
5/3/2005	15:31:12	138.73	108.24	11.11	8.27
5/3/2005	15:31:27	138.17	111.11	10.93	8.44
5/3/2005	15:31:42	138.68	111.09	10.86	8.51
5/3/2005	15:31:57	139.36	106.89	11.04	8.36
5/3/2005	15:32:12	139.27	105.82	10.68	8.70
5/3/2005	15:32:27	136.15	106.51	10.66	8.71
5/3/2005	15:32:42	136.20	112.84	10.88	8.50
5/3/2005	15:32:57	137.50	119.32	10.87	8.52
5/3/2005	15:33:12	137.72	120.59	10.74	8.64
5/3/2005	15:33:27	137.48	120.62	10.89	8.50
5/3/2005	15:33:42	138.87	120.70	10.81	8.57
5/3/2005	15:33:57	142.22	120.70	10.61	8.77
5/3/2005	15:34:12	146.56	118.60	10.57	8.79
5/3/2005	15:34:27	147.19	107.18	10.52	8.84
5/3/2005	15:34:42	148.37	99.46	10.48	8.88
5/3/2005	15:34:57	147.56	93.20	10.79	8.58
5/3/2005	15:35:12	146.92	91.99	10.61	8.73
5/3/2005	15:35:27	144.11	95.19	10.29	9.07
5/3/2005	15:35:42	143.77	98.84	10.87	8.52
5/3/2005	15:35:57	141.08	97.15	11.03	8.39
5/3/2005	15:36:12	139.34	87.40	10.74	8.65
5/3/2005	15:36:27	139.99	86.20	10.30	9.07
5/3/2005	15:36:42	137.91	97.58	10.18	9.16
5/3/2005	15:36:57	137.23	129.54	10.33	9.03
5/3/2005	15:37:12	138.85	175.67	10.69	8.68
5/3/2005	15:37:27	137.74	176.92	11.01	8.42
5/3/2005	15:37:42	137.08	132.88	11.07	8.38
5/3/2005	15:37:57	135.49	108.27	11.19	8.27
5/3/2005	15:38:12	135.43	101.64	11.23	8.23
5/3/2005	15:38:27	101.82	102.26	12.19	7.13
5/3/2005	15:38:42	34.81	108.36	12.01	3.75
5/3/2005	15:38:57	132.37	93.55	3.59	0.46
5/3/2005	15:39:12	171.72	41.87	0.22	0.08
5/3/2005	15:39:27	174.31	14.19	0.02	0.06
5/3/2005	15:39:42	174.43	6.78	-0.01	0.06
5/3/2005	15:39:57	174.51	6.87	-0.02	0.05
5/3/2005	15:40:12	174.49	6.87	-0.01	0.05
5/3/2005	15:40:27	174.45	6.88	-0.02	0.05
5/3/2005	15:40:42	174.47	6.94	-0.01	0.05
5/3/2005	15:40:57	174.56	6.88	-0.02	0.05

< END RUN 2

RUN AVGS

NOX	CO	O2	CO2
126.00	150.99	10.88	9.09

172.5 NOX

174.48

0 O2

-0.02

0 CO2

0.05

315.3 CO

5/3/2005	15:41:12	174.57	6.89	-0.02	0.04	296.27
5/3/2005	15:41:27	114.62	7.64	0.20	0.06	14.01 O2
5/3/2005	15:41:42	13.48	32.79	0.02	0.05	14.09
5/3/2005	15:41:57	2.19	127.26	-0.03	0.04	5.93 CO2
5/3/2005	15:42:12	1.58	244.04	-0.03	0.04	5.18
5/3/2005	15:42:27	1.41	289.48	-0.03	0.04	0 NOX
5/3/2005	15:42:42	1.34	294.33	-0.04	0.05	0.77
5/3/2005	15:42:57	1.26	292.06	-0.04	0.04	0 CO
5/3/2005	15:43:12	1.15	293.85	-0.04	0.04	0.74
5/3/2005	15:43:27	1.15	296.43	-0.03	0.04	
5/3/2005	15:43:42	1.16	296.48	0.12	0.05	
5/3/2005	15:43:57	1.11	295.90	0.13	0.06	
5/3/2005	15:44:12	0.96	292.10	6.14	2.22	
5/3/2005	15:44:27	0.96	264.61	12.47	4.85	
5/3/2005	15:44:42	0.96	149.84	13.91	5.14	
5/3/2005	15:44:57	0.96	55.93	14.06	5.17	
5/3/2005	15:45:12	0.82	12.12	14.08	5.17	
5/3/2005	15:45:27	0.77	6.12	14.08	5.18	
5/3/2005	15:45:42	0.77	0.74	14.09	5.19	
5/3/2005	15:45:57	0.77	0.75	14.09	5.20	
5/3/2005	15:46:12	0.77	0.73	14.09	5.22	
5/3/2005	15:46:27	31.74	1.54	13.16	6.23	
5/3/2005	15:46:42	119.48	13.83	11.69	8.35	
5/3/2005	15:46:57	135.46	48.77	11.28	8.69	
5/3/2005	15:47:12	134.26	100.99	11.33	8.66	
5/3/2005	15:47:27	128.10	119.26	11.81	8.20	
5/3/2005	15:47:42	123.02	128.77	12.12	7.88	
5/3/2005	15:47:57	126.59	145.78	11.22	8.77	
5/3/2005	15:48:12	130.16	172.84	11.88	8.13	
5/3/2005	15:48:27	125.23	180.48	12.47	7.59	
5/3/2005	15:48:42	124.49	164.27	12.44	7.66	
5/3/2005	15:48:57	123.81	155.70	12.49	7.63	
5/3/2005	15:49:12	124.35	160.63	12.47	7.66	
5/3/2005	15:49:27	119.03	160.65	12.82	7.32	
5/3/2005	15:49:42	119.47	163.10	12.80	7.36	
5/3/2005	15:49:57	121.84	170.36	12.70	7.48	
5/3/2005	15:50:12	118.85	164.21	12.85	7.33	
5/3/2005	15:50:27	118.28	157.27	12.75	7.43	
5/3/2005	15:50:42	120.11	160.46	12.61	7.57	
5/3/2005	15:50:57	119.29	160.17	12.65	7.53	
5/3/2005	15:51:12	126.47	155.30	12.43	7.78	
5/3/2005	15:51:27	123.67	155.05	12.58	7.65	
5/3/2005	15:51:42	119.95	148.85	12.89	7.36	
5/3/2005	15:51:57	117.17	146.43	13.07	7.22	
5/3/2005	15:52:12	114.07	151.02	13.35	6.95	
5/3/2005	15:52:27	113.24	154.89	13.23	7.06	
5/3/2005	15:52:42	120.59	158.16	12.65	7.64	
5/3/2005	15:52:57	123.86	151.52	12.42	7.85	
5/3/2005	15:53:12	128.61	137.27	12.03	8.23	
5/3/2005	15:53:27	130.29	127.29	12.03	8.27	
5/3/2005	15:53:42	125.68	118.74	12.24	8.04	
5/3/2005	15:53:57	123.51	116.26	12.32	7.96	
5/3/2005	15:54:12	124.25	123.16	12.01	8.31	
5/3/2005	15:54:27	119.36	130.57	12.44	7.87	
5/3/2005	15:54:42	123.70	124.34	12.35	7.99	

5/3/2005	15:54:57	129.61	100.14	11.90	8.45
5/3/2005	15:55:12	128.73	73.66	11.83	8.51
5/3/2005	15:55:27	121.56	76.71	11.87	8.45
5/3/2005	15:55:42	120.76	101.50	11.74	8.61
5/3/2005	15:55:57	117.59	136.42	11.89	8.43
5/3/2005	15:56:12	118.14	175.79	11.79	8.54
5/3/2005	15:56:27	119.88	193.40	11.63	8.72
5/3/2005	15:56:42	120.98	200.90	11.61	8.73
5/3/2005	15:56:57	120.49	200.89	11.62	8.74
5/3/2005	15:57:12	121.53	198.76	11.33	8.99
5/3/2005	15:57:27	129.28	190.16	10.61	9.79
5/3/2005	15:57:42	129.03	170.17	11.11	9.21
5/3/2005	15:57:57	127.86	160.64	11.42	8.94
5/3/2005	15:58:12	129.16	158.16	11.39	8.99
5/3/2005	15:58:27	126.79	148.01	11.37	8.99
5/3/2005	15:58:42	127.94	141.61	11.43	8.94
5/3/2005	15:58:57	126.08	141.54	11.45	8.91
5/3/2005	15:59:12	126.92	141.51	11.54	8.86
5/3/2005	15:59:27	119.87	142.11	12.11	8.28
5/3/2005	15:59:42	120.81	154.23	11.94	8.45
5/3/2005	15:59:57	120.35	174.51	11.83	8.56
5/3/2005	16:00:12	120.74	181.85	11.78	8.61
5/3/2005	16:00:27	127.72	177.33	11.28	9.11
5/3/2005	16:00:42	133.78	162.17	11.31	9.06
5/3/2005	16:00:57	127.63	143.97	11.66	8.73
5/3/2005	16:01:12	125.60	138.41	11.69	8.69
5/3/2005	16:01:27	125.61	146.60	11.58	8.81
5/3/2005	16:01:42	127.87	163.14	11.39	9.01
5/3/2005	16:01:57	127.42	157.99	11.56	8.82
5/3/2005	16:02:12	126.62	143.11	11.84	8.56
5/3/2005	16:02:35	124.83	136.84	11.92	8.49
5/3/2005	16:02:42	126.75	147.47	11.81	8.59
5/3/2005	16:02:57	132.74	146.51	11.55	8.86
5/3/2005	16:03:12	130.46	137.72	11.83	8.56
5/3/2005	16:03:27	124.29	132.54	11.83	8.54
5/3/2005	16:03:42	126.72	142.21	11.79	8.63
5/3/2005	16:03:57	124.02	157.99	12.39	8.00
5/3/2005	16:04:12	127.07	146.44	12.37	8.05
5/3/2005	16:04:27	129.27	120.45	12.10	8.30
5/3/2005	16:04:42	128.43	104.61	11.82	8.61
5/3/2005	16:04:57	124.01	105.78	11.88	8.51
5/3/2005	16:05:12	122.41	122.18	11.69	8.71
5/3/2005	16:05:27	123.36	143.18	11.74	8.63
5/3/2005	16:05:42	123.04	165.31	11.84	8.55
5/3/2005	16:05:57	118.11	172.23	12.20	8.17
5/3/2005	16:06:12	118.11	190.53	12.29	8.10
5/3/2005	16:06:27	118.59	203.37	12.43	7.96
5/3/2005	16:06:42	121.54	197.74	12.06	8.33
5/3/2005	16:06:57	125.93	186.16	12.19	8.20
5/3/2005	16:07:12	117.71	170.09	12.90	7.51
5/3/2005	16:07:27	110.72	174.64	13.15	7.27
5/3/2005	16:07:42	108.95	186.01	13.16	7.27
5/3/2005	16:07:57	105.43	186.41	13.34	7.09
5/3/2005	16:08:12	107.02	191.35	13.27	7.16
5/3/2005	16:08:27	107.31	190.95	13.26	7.17

5/3/2005	16:08:42	109.05	186.03	13.18	7.26
5/3/2005	16:08:57	107.59	182.70	13.29	7.15
5/3/2005	16:09:12	105.17	181.88	13.45	6.98
5/3/2005	16:09:27	104.22	181.85	13.33	7.12
5/3/2005	16:09:42	106.86	181.89	13.20	7.22
5/3/2005	16:09:57	116.31	184.68	12.82	7.61
5/3/2005	16:10:12	114.65	179.82	12.94	7.49
5/3/2005	16:10:27	106.01	173.26	13.38	7.06
5/3/2005	16:10:42	107.77	176.17	13.34	7.10
5/3/2005	16:10:57	106.42	184.91	13.29	7.14
5/3/2005	16:11:12	105.24	186.16	13.40	7.05
5/3/2005	16:11:27	101.42	186.16	13.65	6.79
5/3/2005	16:11:42	97.79	188.62	13.60	6.84
5/3/2005	16:11:57	103.09	206.85	13.25	7.20
5/3/2005	16:12:12	109.38	211.35	13.03	7.42
5/3/2005	16:12:27	107.06	180.55	12.98	7.46
5/3/2005	16:12:42	106.81	158.71	12.96	7.47
5/3/2005	16:12:57	108.50	155.53	12.65	7.77
5/3/2005	16:13:12	108.25	160.17	12.95	7.51
5/3/2005	16:13:27	102.41	174.14	13.47	6.97
5/3/2005	16:13:42	112.80	175.02	12.81	7.63
5/3/2005	16:13:57	128.53	154.43	11.61	8.89
5/3/2005	16:14:12	128.10	131.34	11.58	8.86
5/3/2005	16:14:27	129.54	117.57	11.89	8.54
5/3/2005	16:14:42	126.70	132.82	12.50	7.94
5/3/2005	16:14:57	122.80	152.49	12.85	7.58
5/3/2005	16:15:12	124.30	169.18	12.99	7.47
5/3/2005	16:15:27	123.27	168.49	13.13	7.33
5/3/2005	16:15:42	127.39	153.53	12.96	7.52
5/3/2005	16:15:57	122.87	146.67	13.14	7.33
5/3/2005	16:16:12	116.32	139.87	12.91	7.57
5/3/2005	16:16:27	109.38	145.58	13.54	6.93
5/3/2005	16:16:42	105.37	162.86	13.89	6.59
5/3/2005	16:16:57	107.72	175.90	13.90	6.61
5/3/2005	16:17:12	103.86	174.99	13.91	6.56
5/3/2005	16:17:27	108.41	181.17	13.59	6.91
5/3/2005	16:17:42	110.38	179.13	13.42	7.08
5/3/2005	16:17:57	107.31	159.14	13.63	6.87
5/3/2005	16:18:12	99.19	153.31	14.03	6.48
5/3/2005	16:18:27	90.37	166.87	14.54	5.99
5/3/2005	16:18:42	84.73	205.62	14.74	5.76
5/3/2005	16:18:57	94.75	259.64	13.93	6.61
5/3/2005	16:19:12	105.65	273.11	13.32	7.22
5/3/2005	16:19:27	112.41	217.43	13.25	7.28
5/3/2005	16:19:42	112.80	153.03	13.38	7.14
5/3/2005	16:19:57	110.93	128.70	13.59	6.92
5/3/2005	16:20:12	109.47	123.67	13.54	6.97
5/3/2005	16:20:27	110.35	126.39	13.54	7.01
5/3/2005	16:20:42	98.30	121.32	14.24	6.31
5/3/2005	16:20:57	83.39	129.50	14.73	5.80
5/3/2005	16:21:12	85.08	190.46	14.35	6.22
5/3/2005	16:21:27	89.27	240.27	14.15	6.40
5/3/2005	16:21:42	94.17	262.35	13.82	6.74
5/3/2005	16:21:57	101.53	251.94	13.59	6.97
5/3/2005	16:22:12	104.31	198.32	13.00	7.48

5/3/2005	16:22:27	123.20	153.20	11.41	9.17
5/3/2005	16:22:42	125.45	113.73	11.32	9.21
5/3/2005	16:22:57	124.12	95.21	11.55	8.97
5/3/2005	16:23:12	128.51	92.62	11.46	9.04
5/3/2005	16:23:27	136.90	95.52	11.09	9.46
5/3/2005	16:23:42	134.77	92.63	11.29	9.25
5/3/2005	16:23:57	133.76	88.74	11.28	9.25
5/3/2005	16:24:12	134.60	94.35	11.07	9.47
5/3/2005	16:24:27	130.13	101.75	10.76	9.81
5/3/2005	16:24:42	127.49	115.58	10.85	9.69
5/3/2005	16:24:57	128.33	125.69	11.09	9.44
5/3/2005	16:25:12	127.94	119.10	11.52	8.99
5/3/2005	16:25:27	125.08	112.95	11.47	9.08
5/3/2005	16:25:42	114.23	111.81	11.93	8.62
5/3/2005	16:25:57	106.73	117.83	12.93	7.62
5/3/2005	16:26:12	100.36	146.58	13.92	6.64
5/3/2005	16:26:27	91.46	173.98	14.74	5.85
5/3/2005	16:26:42	89.41	203.83	14.91	5.71
5/3/2005	16:26:57	87.26	223.00	14.99	5.63
5/3/2005	16:27:12	89.41	233.16	14.79	5.82
5/3/2005	16:27:27	94.29	235.25	14.43	6.20
5/3/2005	16:27:42	88.11	218.65	14.70	5.90
5/3/2005	16:27:57	84.64	199.87	14.87	5.70
5/3/2005	16:28:12	48.97	200.58	14.49	5.62
5/3/2005	16:28:27	8.12	195.85	15.28	4.69
5/3/2005	16:28:42	3.70	118.18	14.52	5.36
5/3/2005	16:28:57	2.57	42.49	14.87	5.64
5/3/2005	16:29:12	0.68	12.83	21.67	5.63

MAY 4, 2005

US SUGAR CORPORATION -BOILER 7

Date	Time	Ch 1		Ch 2	Ch 6	
		Ch 5 ECO 70S NOX PPM DRY Average	TECO 48H CO PPM DRY Average	TLDN 320 O2 % DRY Average	RSMT 880A CO2 % DRY Average	
5/4/2005	7:59:24	0.00	-0.41	20.74	0.20	
5/4/2005	7:59:39	0.00	-0.46	20.74	0.20	20.9 O2
5/4/2005	7:59:54	0.00	-0.51	20.74	0.20	20.75
5/4/2005	8:00:09	0.00	-0.63	20.77	0.21	
5/4/2005	8:00:24	0.00	-0.58	20.71	0.21	
5/4/2005	8:00:39	0.00	-0.63	20.71	0.22	
5/4/2005	8:00:54	0.00	-0.58	20.70	0.22	
5/4/2005	8:01:09	0.00	-0.63	20.69	0.22	
5/4/2005	8:01:24	0.00	-0.59	20.69	0.22	
5/4/2005	8:01:39	0.00	-0.63	20.68	0.22	
5/4/2005	8:01:54	0.00	-0.60	20.68	0.22	
5/4/2005	8:02:09	0.00	-0.61	20.68	0.22	
5/4/2005	8:02:24	0.00	-0.57	20.68	0.22	
5/4/2005	8:02:39	0.00	-0.57	20.68	0.22	
5/4/2005	8:02:54	0.00	-0.54	20.68	0.22	
5/4/2005	8:03:09	0.00	-0.46	20.68	0.22	
5/4/2005	8:03:24	0.00	-0.46	20.69	0.22	0 NOX
5/4/2005	8:03:39	0.00	-0.50	20.71	0.22	0.00
5/4/2005	8:03:54	0.00	-0.46	20.70	0.22	0 CO
5/4/2005	8:04:09	0.00	-0.44	20.61	0.24	-0.47
5/4/2005	8:04:24	0.00	-0.48	16.95	3.44	
5/4/2005	8:04:39	0.00	-0.53	14.44	6.15	
5/4/2005	8:04:54	0.00	-0.51	14.01	6.34	
5/4/2005	8:05:09	0.00	-0.50	13.97	6.33	
5/4/2005	8:05:24	0.00	-0.52	13.96	6.34	
5/4/2005	8:05:39	0.00	-0.48	13.96	6.35	
5/4/2005	8:05:54	0.00	-0.52	13.98	6.32	
5/4/2005	8:06:09	0.00	-0.50	14.00	6.31	
5/4/2005	8:06:24	0.00	-0.53	14.00	6.31	
5/4/2005	8:06:39	0.00	-0.48	14.00	6.30	14.01 O2
5/4/2005	8:06:54	0.00	-0.50	14.01	6.30	14.01
5/4/2005	8:07:09	0.00	-0.49	14.01	6.29	
5/4/2005	8:07:24	0.00	-0.50	14.02	6.27	
5/4/2005	8:07:39	0.00	-0.49	14.02	6.26	
5/4/2005	8:07:54	0.00	-0.48	14.02	6.24	
5/4/2005	8:08:09	0.00	-0.49	14.06	6.21	
5/4/2005	8:08:24	29.72	-0.46	9.05	3.55	
5/4/2005	8:08:39	142.37	-0.47	0.57	0.22	
5/4/2005	8:08:54	167.31	-0.46	0.16	0.15	
5/4/2005	8:09:09	169.12	-0.45	0.11	0.14	
5/4/2005	8:09:24	170.38	-0.42	0.06	0.13	
5/4/2005	8:09:39	170.71	-0.42	0.04	0.14	
5/4/2005	8:09:54	170.78	-0.46	0.04	0.14	172.5 NOX
5/4/2005	8:10:09	170.94	-0.43	0.03	0.14	170.88
5/4/2005	8:10:24	170.92	-0.41	0.03	0.13	
5/4/2005	8:10:39	149.17	-0.43	0.08	0.14	
5/4/2005	8:10:54	69.46	-0.37	0.01	0.13	
5/4/2005	8:11:09	81.19	-0.41	-0.03	0.12	

5/4/2005	8:11:24	82.88	-0.41	-0.03	0.12	
5/4/2005	8:11:39	83.22	-0.38	-0.02	0.13	
5/4/2005	8:11:54	83.05	-0.35	0.02	0.13	
5/4/2005	8:12:09	83.04	-0.36	0.02	0.13	83.8 NOX
5/4/2005	8:12:24	83.05	-0.38	0.02	0.13	83.05
5/4/2005	8:12:39	82.16	-0.36	0.28	0.14	
5/4/2005	8:12:54	81.78	-0.35	0.25	0.14	
5/4/2005	8:13:09	55.83	-0.33	1.60	0.14	
5/4/2005	8:13:24	5.89	43.19	0.37	0.13	
5/4/2005	8:13:39	0.53	269.11	0.03	0.13	
5/4/2005	8:13:54	0.33	538.21	0.02	0.13	
5/4/2005	8:14:09	0.19	616.67	0.02	0.13	
5/4/2005	8:14:24	0.02	632.09	0.02	0.13	
5/4/2005	8:14:39	0.00	636.22	0.01	0.13	
5/4/2005	8:14:54	0.01	642.88	0.01	0.13	
5/4/2005	8:15:09	0.06	647.80	0.01	0.13	
5/4/2005	8:15:24	0.00	641.97	0.01	0.13	
5/4/2005	8:15:39	0.00	638.35	0.01	0.13	
5/4/2005	8:15:54	0.00	641.14	0.01	0.13	633.1 CO
5/4/2005	8:16:09	0.00	641.54	0.01	0.13	641.41
5/4/2005	8:16:24	0.00	641.55	0.01	0.13	
5/4/2005	8:16:39	0.00	641.59	0.01	0.13	
5/4/2005	8:16:54	0.00	636.61	0.09	0.13	
5/4/2005	8:17:09	0.00	639.44	0.09	0.13	
5/4/2005	8:17:24	0.00	636.87	0.86	0.13	
5/4/2005	8:17:39	0.00	613.22	1.65	0.13	
5/4/2005	8:17:54	0.00	463.97	0.46	0.13	
5/4/2005	8:18:09	0.00	333.39	0.03	0.13	
5/4/2005	8:18:24	0.00	291.24	0.01	0.13	
5/4/2005	8:18:39	0.00	289.30	0.01	0.13	
5/4/2005	8:18:54	0.00	291.37	0.01	0.12	
5/4/2005	8:19:09	0.00	291.39	0.01	0.13	315.3 CO
5/4/2005	8:19:24	0.00	291.39	0.01	0.13	291.40
5/4/2005	8:19:39	0.00	291.41	0.00	0.12	
5/4/2005	8:19:54	0.00	291.37	0.00	0.12	
5/4/2005	8:20:09	0.00	291.37	0.00	0.12	
5/4/2005	8:20:24	0.00	291.37	0.00	0.12	0 O2
5/4/2005	8:20:39	0.00	291.42	0.00	0.12	0.00
5/4/2005	8:20:54	0.00	291.35	0.00	0.12	0 CO2
5/4/2005	8:21:09	0.00	291.34	0.00	0.12	0.12
5/4/2005	8:21:24	0.00	291.39	-0.01	0.12	
5/4/2005	8:21:39	0.00	291.40	0.04	0.12	
5/4/2005	8:21:54	0.00	291.35	3.88	1.59	
5/4/2005	8:22:09	0.00	275.77	12.58	5.57	
5/4/2005	8:22:24	0.00	169.59	14.03	5.92	
5/4/2005	8:22:39	0.00	64.35	14.15	5.93	
5/4/2005	8:22:54	0.00	12.68	14.16	5.93	
5/4/2005	8:23:09	0.00	2.44	14.17	5.93	
5/4/2005	8:23:24	0.00	-0.20	14.17	5.93	
5/4/2005	8:23:39	0.00	-0.24	14.17	5.92	
5/4/2005	8:23:54	0.00	-0.21	14.17	5.93	
5/4/2005	8:24:09	0.00	-0.20	11.31	8.67	
5/4/2005	8:24:24	0.00	-0.30	6.87	14.26	
5/4/2005	8:24:39	0.00	-0.20	6.12	14.87	
5/4/2005	8:24:54	0.00	-0.25	6.08	14.86	

5/4/2005	8:25:09	0.00	-0.20	6.08	14.81	
5/4/2005	8:25:24	0.00	-0.25	6.07	14.84	
5/4/2005	8:25:39	0.00	-0.21	6.07	13.85	
5/4/2005	8:25:54	0.00	-0.12	6.07	13.83	5.95 O2
5/4/2005	8:26:09	0.00	-0.12	6.07	13.83	6.07
5/4/2005	8:26:24	0.00	-0.25	6.07	13.81	13.84 CO2
5/4/2005	8:26:39	0.00	-0.24	6.07	13.81	13.82
5/4/2005	8:26:54	0.00	-0.06	6.07	13.78	
5/4/2005	8:27:09	0.00	-0.28	6.35	13.53	
5/4/2005	8:27:24	0.00	-0.12	11.32	8.11	
5/4/2005	8:27:39	0.00	-0.05	14.00	5.69	
5/4/2005	8:27:54	-0.01	-0.16	14.16	5.57	
5/4/2005	8:28:09	0.00	-0.01	14.18	5.55	
5/4/2005	8:28:24	0.00	0.00	14.18	5.55	
5/4/2005	8:28:39	0.00	0.00	14.19	5.54	14.01 O2
5/4/2005	8:28:54	0.00	0.00	14.20	5.54	14.19
5/4/2005	8:29:09	0.00	0.00	14.19	5.53	5.93 CO2
5/4/2005	8:29:24	0.00	-0.04	14.20	5.52	5.54
5/4/2005	8:29:39	0.00	0.00	14.20	5.51	
5/4/2005	8:29:54	0.00	0.00	14.21	5.51	
5/4/2005	8:30:09	0.05	0.00	14.29	5.42	
5/4/2005	8:30:24	0.83	0.00	14.64	4.95	
5/4/2005	8:30:39	0.83	0.00	14.60	5.00	
5/4/2005	8:30:54	0.58	0.00	14.92	4.95	
5/4/2005	8:31:09	0.42	0.00	18.10	2.00	
5/4/2005	8:31:24	0.37	0.00	20.40	0.47	
5/4/2005	8:31:39	3.14	0.00	20.57	0.41	
5/4/2005	8:31:54	54.81	1.69	15.36	5.38	
5/4/2005	8:32:09	89.80	16.47	13.10	7.37	
5/4/2005	8:32:24	103.37	55.01	12.75	7.63	
5/4/2005	8:32:39	99.64	65.10	12.72	7.59	
5/4/2005	8:32:54	104.16	91.57	12.61	7.72	
5/4/2005	8:33:09	105.35	110.66	12.79	7.53	
5/4/2005	8:33:24	95.86	91.82	13.32	7.02	
5/4/2005	8:33:39	92.69	96.25	13.22	7.11	
5/4/2005	8:33:54	100.34	113.84	13.05	7.31	
5/4/2005	8:34:09	87.84	105.01	13.50	6.81	
5/4/2005	8:34:24	99.79	167.67	12.38	7.92	
5/4/2005	8:34:39	107.36	226.72	12.56	7.72	
5/4/2005	8:34:54	100.06	152.08	12.84	7.46	
5/4/2005	8:35:09	95.95	104.37	13.10	7.21	
5/4/2005	8:35:24	93.79	106.52	13.24	7.08	
5/4/2005	8:35:39	98.89	117.12	12.96	7.34	
5/4/2005	8:35:54	101.57	116.33	12.99	7.34	
5/4/2005	8:36:09	99.97	94.01	12.99	7.31	
5/4/2005	8:36:24	101.46	82.16	13.10	7.21	
5/4/2005	8:36:39	96.74	89.51	13.06	7.25	
5/4/2005	8:36:54	101.57	106.27	13.09	7.21	
5/4/2005	8:37:09	94.94	113.61	13.00	7.26	
5/4/2005	8:37:24	113.86	159.45	11.86	8.36	
5/4/2005	8:37:39	116.86	199.02	12.41	7.85	
5/4/2005	8:37:54	111.34	127.85	12.58	7.67	
5/4/2005	8:38:09	111.56	81.52	12.39	7.85	
5/4/2005	8:38:24	112.19	71.61	12.22	8.00	
5/4/2005	8:38:39	115.44	62.64	11.95	8.26	

5/4/2005	8:38:54	116.09	56.03	12.35	7.89
5/4/2005	8:39:09	107.40	55.70	12.80	7.47
5/4/2005	8:39:24	104.05	68.52	12.85	7.44
5/4/2005	8:39:39	108.14	86.80	12.59	7.64
5/4/2005	8:39:54	114.23	94.78	12.27	7.96
5/4/2005	8:40:09	111.45	81.52	12.43	7.80
5/4/2005	8:40:24	111.58	64.87	12.22	7.96
5/4/2005	8:40:39	112.32	63.54	12.42	7.87
5/4/2005	8:40:54	88.34	79.49	13.81	6.53
5/4/2005	8:41:09	78.52	148.25	13.76	6.54
5/4/2005	8:41:24	92.55	426.53	12.76	7.50
5/4/2005	8:41:39	109.57	547.62	12.12	8.10
5/4/2005	8:41:54	117.90	255.50	12.04	8.18
5/4/2005	8:42:09	115.60	103.00	12.30	7.92
5/4/2005	8:42:24	109.30	61.98	12.32	7.90
5/4/2005	8:42:39	114.55	63.75	12.32	7.90
5/4/2005	8:42:54	114.52	70.14	12.27	7.93
5/4/2005	8:43:09	116.73	70.43	12.27	7.96
5/4/2005	8:43:24	115.31	61.01	12.16	8.04
5/4/2005	8:43:39	112.42	61.03	11.90	8.26
5/4/2005	8:43:54	109.34	64.16	11.94	8.30
5/4/2005	8:44:09	111.42	73.07	12.42	7.78
5/4/2005	8:44:24	110.73	78.41	12.48	7.78
5/4/2005	8:44:39	106.28	78.37	12.59	7.64
5/4/2005	8:44:54	111.36	101.00	12.26	7.95
5/4/2005	8:45:09	118.78	100.13	11.95	8.23
5/4/2005	8:45:24	116.74	77.57	12.12	8.08
5/4/2005	8:45:39	117.43	67.31	12.17	8.04
5/4/2005	8:45:54	111.63	65.19	12.41	7.81
5/4/2005	8:46:09	113.56	65.19	12.37	7.85
5/4/2005	8:46:24	112.86	70.15	12.45	7.77
5/4/2005	8:46:39	110.67	70.49	12.24	7.93
5/4/2005	8:46:54	115.93	65.19	11.63	8.54
5/4/2005	8:47:09	123.90	65.20	11.67	8.48
5/4/2005	8:47:24	124.85	59.31	11.57	8.59
5/4/2005	8:47:39	123.95	53.15	11.76	8.39
5/4/2005	8:47:54	124.00	46.50	11.46	8.69
5/4/2005	8:48:09	121.15	49.67	11.87	8.30
5/4/2005	8:48:24	121.04	51.44	12.27	7.94
5/4/2005	8:48:39	120.68	51.42	12.21	7.99
5/4/2005	8:48:54	116.71	52.58	12.17	8.03
5/4/2005	8:49:09	116.60	58.99	11.94	8.25
5/4/2005	8:49:24	122.77	61.09	11.86	8.32
5/4/2005	8:49:39	122.50	57.88	12.10	8.10
5/4/2005	8:49:54	119.70	53.18	11.76	8.41
5/4/2005	8:50:09	119.61	59.36	12.00	8.25
5/4/2005	8:50:24	106.20	69.91	12.76	7.49
5/4/2005	8:50:39	104.48	67.00	12.72	7.53
5/4/2005	8:50:54	111.53	61.09	12.33	7.88
5/4/2005	8:51:09	117.02	57.93	12.19	8.03
5/4/2005	8:51:24	117.57	52.90	12.44	7.78
5/4/2005	8:51:39	114.25	55.85	12.51	7.72
5/4/2005	8:51:54	115.17	62.04	12.46	7.77
5/4/2005	8:52:09	116.04	65.25	12.21	7.99
5/4/2005	8:52:24	115.34	61.39	12.22	7.99

5/4/2005	8:52:39	117.74	61.12	12.04	8.14
5/4/2005	8:52:54	118.94	61.14	11.95	8.24
5/4/2005	8:53:09	116.92	58.07	11.86	8.28
5/4/2005	8:53:24	116.47	57.59	11.59	8.56
5/4/2005	8:53:39	117.23	61.17	12.14	8.03
5/4/2005	8:53:54	116.57	64.99	12.38	7.82
5/4/2005	8:54:09	113.88	68.81	12.50	7.73
5/4/2005	8:54:24	110.41	76.05	12.46	7.75
5/4/2005	8:54:39	112.28	84.40	12.32	7.88
5/4/2005	8:54:54	118.31	83.39	12.26	7.95
5/4/2005	8:55:09	115.36	72.36	12.27	7.94
5/4/2005	8:55:24	115.39	65.34	12.24	7.95
5/4/2005	8:55:39	118.39	62.79	12.39	7.83
5/4/2005	8:55:54	116.92	65.03	12.41	7.79
5/4/2005	8:56:09	115.92	65.31	11.98	8.17
5/4/2005	8:56:24	120.43	65.31	11.61	8.57
5/4/2005	8:56:39	122.05	62.50	12.06	8.11
5/4/2005	8:56:54	122.92	54.70	11.84	8.33
5/4/2005	8:57:09	121.91	51.47	12.15	8.02
5/4/2005	8:57:24	119.41	51.50	11.94	8.26
5/4/2005	8:57:39	116.43	54.12	12.33	7.87
5/4/2005	8:57:54	120.42	62.16	12.15	8.03
5/4/2005	8:58:09	123.84	62.51	12.13	8.11
5/4/2005	8:58:24	115.14	56.22	12.71	7.54
5/4/2005	8:58:39	112.03	62.18	12.58	7.66
5/4/2005	8:58:54	115.24	74.98	12.18	8.01
5/4/2005	8:59:09	121.96	69.18	11.98	8.22
5/4/2005	8:59:24	125.07	54.42	11.39	8.79
5/4/2005	8:59:39	112.62	54.15	12.98	7.31
5/4/2005	8:59:54	98.46	67.95	13.23	7.09
5/4/2005	9:00:09	102.81	89.12	12.81	7.48
5/4/2005	9:00:24	112.85	111.41	12.34	7.90
5/4/2005	9:00:39	117.72	85.19	12.12	8.10
5/4/2005	9:00:54	116.53	59.77	12.43	7.81
5/4/2005	9:01:09	109.47	55.91	12.71	7.56
5/4/2005	9:01:24	109.30	64.24	12.35	7.90
5/4/2005	9:01:39	115.88	70.64	12.04	8.18
5/4/2005	9:01:54	116.79	64.30	11.90	8.31
5/4/2005	9:02:09	117.44	57.66	12.16	8.06
5/4/2005	9:02:24	116.91	57.29	11.96	8.24
5/4/2005	9:02:39	118.32	61.12	11.83	8.40
5/4/2005	9:02:54	106.72	62.55	12.31	7.91
5/4/2005	9:03:09	109.08	68.69	12.18	8.05
5/4/2005	9:03:24	116.86	74.89	12.19	8.05
5/4/2005	9:03:39	115.12	75.04	12.18	8.04
5/4/2005	9:03:54	113.61	73.67	12.14	8.07
5/4/2005	9:04:09	112.78	70.64	12.22	8.03
5/4/2005	9:04:24	113.67	64.29	12.61	7.64
5/4/2005	9:04:39	109.31	61.23	12.97	7.36
5/4/2005	9:04:54	98.36	74.21	12.84	7.44
5/4/2005	9:05:09	114.97	121.55	12.13	8.12
5/4/2005	9:05:24	117.14	138.28	12.32	7.91
5/4/2005	9:05:39	117.98	91.98	11.91	8.28
5/4/2005	9:05:54	122.86	65.22	12.08	8.12
5/4/2005	9:06:09	122.20	61.23	12.19	8.05

5/4/2005	9:06:24	117.64	54.81	12.09	8.13
5/4/2005	9:06:39	119.77	48.43	12.00	8.20
5/4/2005	9:06:54	124.42	46.29	11.74	8.46
5/4/2005	9:07:09	119.54	46.31	12.45	7.81
5/4/2005	9:07:24	107.18	51.30	12.76	7.51
5/4/2005	9:07:39	110.60	73.97	12.75	7.53
5/4/2005	9:07:54	112.17	83.05	12.57	7.67
5/4/2005	9:08:09	117.40	68.60	12.40	7.85
5/4/2005	9:08:24	113.16	61.22	12.59	7.66
5/4/2005	9:08:39	112.68	61.22	12.52	7.72
5/4/2005	9:08:54	109.64	62.64	12.48	7.79
5/4/2005	9:09:09	93.92	74.41	13.36	6.96
5/4/2005	9:09:24	92.27	112.65	13.40	6.92
5/4/2005	9:09:39	98.75	138.10	12.80	7.48
5/4/2005	9:09:54	112.68	140.12	12.31	7.91
5/4/2005	9:10:09	116.10	108.16	12.39	7.84
5/4/2005	9:10:24	111.46	72.48	12.34	7.87
5/4/2005	9:10:39	111.48	65.42	12.45	7.77
5/4/2005	9:10:54	104.22	67.14	12.87	7.39
5/4/2005	9:11:09	100.63	73.66	12.95	7.31
5/4/2005	9:11:24	106.44	91.23	12.80	7.45
5/4/2005	9:11:39	108.37	104.32	12.93	7.34
5/4/2005	9:11:54	105.37	93.72	12.51	7.68
5/4/2005	9:12:09	104.16	86.61	12.23	7.96
5/4/2005	9:12:24	107.48	96.24	12.51	7.70
5/4/2005	9:12:39	108.76	90.21	12.72	7.52
5/4/2005	9:12:54	101.89	75.63	12.98	7.28
5/4/2005	9:13:09	100.65	78.65	12.92	7.34
5/4/2005	9:13:24	101.40	93.80	12.73	7.49
5/4/2005	9:13:39	109.53	104.27	12.46	7.76
5/4/2005	9:13:54	109.49	90.59	12.57	7.64
5/4/2005	9:14:09	111.69	69.30	12.72	7.50
5/4/2005	9:14:24	107.01	62.65	12.54	7.67
5/4/2005	9:14:39	112.17	68.61	12.40	7.80
5/4/2005	9:14:54	111.67	69.02	12.20	7.97
5/4/2005	9:15:09	122.64	65.46	11.63	8.47
5/4/2005	9:15:24	125.57	65.44	11.39	8.70
5/4/2005	9:15:39	128.01	62.66	11.28	8.80
5/4/2005	9:15:54	126.66	54.82	11.30	8.81
5/4/2005	9:16:09	129.63	48.49	11.56	8.55
5/4/2005	9:16:24	125.61	48.14	11.44	8.65
5/4/2005	9:16:39	124.56	51.63	11.35	8.74
5/4/2005	9:16:54	126.38	49.86	11.45	8.66
5/4/2005	9:17:09	124.64	46.39	11.41	8.69
5/4/2005	9:17:24	127.74	51.30	11.30	8.80
5/4/2005	9:17:39	126.93	51.65	11.34	8.74
5/4/2005	9:17:54	124.37	56.00	11.35	8.75
5/4/2005	9:18:09	124.41	56.63	10.78	9.24
5/4/2005	9:18:24	125.40	75.71	10.87	9.18
5/4/2005	9:18:39	121.58	107.74	11.52	8.58
5/4/2005	9:18:54	117.50	96.26	11.78	8.35
5/4/2005	9:19:09	118.74	70.42	11.63	8.49
5/4/2005	9:19:24	123.31	59.89	11.10	8.97
5/4/2005	9:19:39	127.65	55.99	10.87	9.19
5/4/2005	9:19:54	129.60	56.01	10.84	9.18

5/4/2005	9:20:09	129.55	56.01	11.13	8.96
5/4/2005	9:20:24	127.01	57.78	11.30	8.76
5/4/2005	9:20:39	125.33	64.06	11.13	8.93
5/4/2005	9:20:54	126.14	65.48	11.16	8.91
5/4/2005	9:21:09	127.92	65.44	11.22	8.84
5/4/2005	9:21:24	129.59	64.38	10.84	9.19
5/4/2005	9:21:39	127.83	61.33	11.23	8.85
5/4/2005	9:21:54	127.70	65.52	11.65	8.46
5/4/2005	9:22:09	122.86	68.75	11.86	8.26
5/4/2005	9:22:24	120.67	76.71	11.67	8.44
5/4/2005	9:22:39	125.51	80.37	11.56	8.56
5/4/2005	9:22:54	124.63	75.48	11.88	8.23
5/4/2005	9:23:09	124.50	78.66	11.83	8.31
5/4/2005	9:23:24	121.71	82.10	12.18	7.98
5/4/2005	9:23:39	121.06	86.65	12.42	7.77
5/4/2005	9:23:54	116.61	80.42	12.62	7.57
5/4/2005	9:24:09	115.75	84.20	12.59	7.62
5/4/2005	9:24:24	114.01	94.17	12.76	7.44
5/4/2005	9:24:39	112.14	88.47	12.64	7.56
5/4/2005	9:24:54	112.70	80.83	12.79	7.42
5/4/2005	9:25:09	113.85	80.40	12.67	7.52
5/4/2005	9:25:24	114.10	73.99	12.32	7.82
5/4/2005	9:25:39	116.01	70.76	12.27	7.88
5/4/2005	9:25:54	115.12	65.50	12.17	7.95
5/4/2005	9:26:09	118.93	68.68	11.95	8.14
5/4/2005	9:26:24	116.97	69.01	12.19	7.93
5/4/2005	9:26:39	118.40	62.72	12.12	8.01
5/4/2005	9:26:54	114.20	62.44	12.38	7.73
5/4/2005	9:27:09	114.58	65.54	12.32	7.83
5/4/2005	9:27:24	113.58	70.77	12.11	7.98
5/4/2005	9:27:39	121.53	73.41	11.08	8.94
5/4/2005	9:27:54	116.17	75.15	12.09	7.99
5/4/2005	9:28:09	108.95	75.15	12.50	7.64
5/4/2005	9:28:24	108.82	68.99	12.46	7.70
5/4/2005	9:28:39	114.01	62.78	12.12	7.99
5/4/2005	9:28:54	120.23	59.93	11.74	8.35
5/4/2005	9:29:09	121.41	56.03	11.88	8.18
5/4/2005	9:29:24	114.67	61.34	12.33	7.81
5/4/2005	9:29:39	110.86	67.65	12.38	7.75
5/4/2005	9:29:54	112.42	82.52	12.24	7.86
5/4/2005	9:30:09	117.21	82.52	12.13	7.97
5/4/2005	9:30:24	114.16	73.81	12.25	7.84
5/4/2005	9:30:39	111.85	70.83	11.84	8.21
5/4/2005	9:30:54	115.75	82.09	11.28	8.72
5/4/2005	9:31:09	115.91	90.45	11.51	8.51
5/4/2005	9:31:24	112.66	84.61	11.87	8.20
5/4/2005	9:31:39	111.79	80.42	12.02	8.05
5/4/2005	9:31:54	109.60	78.67	12.02	8.05
5/4/2005	9:32:09	110.42	75.14	12.10	7.97
5/4/2005	9:32:24	110.06	73.78	11.94	8.12
5/4/2005	9:32:39	112.63	70.81	11.76	8.29
5/4/2005	9:32:54	112.81	69.32	12.05	8.02
5/4/2005	9:33:09	111.78	62.87	12.13	7.94
5/4/2005	9:33:24	112.08	61.36	12.09	7.98
5/4/2005	9:33:39	111.29	61.34	12.07	8.00

5/4/2005	9:33:54	108.47	61.38	12.06	7.99
5/4/2005	9:34:09	107.34	61.34	12.12	7.94
5/4/2005	9:34:24	104.61	61.32	12.16	7.88
5/4/2005	9:34:39	104.67	64.17	11.95	8.10
5/4/2005	9:34:54	107.63	70.76	12.03	8.00
5/4/2005	9:35:09	106.65	70.82	11.84	8.18
5/4/2005	9:35:24	104.30	64.12	12.10	7.94
5/4/2005	9:35:39	107.30	61.34	12.09	7.94
5/4/2005	9:35:54	107.93	61.36	12.37	7.72
5/4/2005	9:36:09	106.91	61.36	12.28	7.77
5/4/2005	9:36:24	103.18	65.24	12.23	7.80
5/4/2005	9:36:39	104.09	65.52	12.10	7.91
5/4/2005	9:36:54	103.78	67.29	11.99	7.98
5/4/2005	9:37:09	113.53	70.83	11.53	8.42
5/4/2005	9:37:24	106.97	70.81	12.06	7.91
5/4/2005	9:37:39	104.59	70.80	12.06	7.95
5/4/2005	9:37:54	100.19	65.90	12.15	7.83
5/4/2005	9:38:09	110.39	69.09	11.72	8.23
5/4/2005	9:38:24	109.00	69.42	11.50	8.40
5/4/2005	9:38:39	110.66	65.53	11.19	8.69
5/4/2005	9:38:54	111.47	61.34	11.28	8.59
5/4/2005	9:39:09	111.74	58.17	11.34	8.54
5/4/2005	9:39:24	110.74	56.07	11.46	8.42
5/4/2005	9:39:39	111.22	56.07	11.44	8.44
5/4/2005	9:39:54	111.69	56.06	11.38	8.50
5/4/2005	9:40:09	111.78	59.62	10.89	8.93
5/4/2005	9:40:24	119.84	61.34	10.45	9.31
5/4/2005	9:40:39	119.78	55.33	10.46	9.28
5/4/2005	9:40:54	116.21	51.75	10.57	9.16
5/4/2005	9:41:09	116.90	51.75	10.36	9.35
5/4/2005	9:41:24	118.13	54.32	10.38	9.31
5/4/2005	9:41:39	118.43	51.71	10.34	9.34
5/4/2005	9:41:54	117.29	52.89	10.29	9.40
5/4/2005	9:42:09	118.82	56.07	10.29	9.39
5/4/2005	9:42:24	118.11	51.75	10.40	9.28
5/4/2005	9:42:39	120.14	51.73	10.22	9.46
5/4/2005	9:42:54	119.46	53.20	10.35	9.34
5/4/2005	9:43:09	117.21	56.03	10.32	9.35
5/4/2005	9:43:24	122.54	56.06	10.20	9.48
5/4/2005	9:43:39	121.45	59.58	10.50	9.21
5/4/2005	9:43:54	117.45	61.35	10.67	9.05
5/4/2005	9:44:09	119.55	61.35	10.47	9.24
5/4/2005	9:44:24	119.67	61.40	10.58	9.13
5/4/2005	9:44:39	117.73	57.89	10.63	9.09
5/4/2005	9:44:54	115.44	51.74	10.58	9.13
5/4/2005	9:45:09	115.10	51.74	10.20	9.48
5/4/2005	9:45:24	118.89	49.65	10.29	9.39
5/4/2005	9:45:39	118.53	46.45	10.48	9.22
5/4/2005	9:45:54	116.30	52.94	10.48	9.23
5/4/2005	9:46:09	115.88	56.10	10.41	9.29
5/4/2005	9:46:24	114.88	56.10	9.88	9.74
5/4/2005	9:46:39	113.57	60.07	9.79	9.77
5/4/2005	9:46:54	116.34	80.68	10.05	9.51
5/4/2005	9:47:09	116.15	98.41	10.21	9.37
5/4/2005	9:47:24	115.73	95.13	10.37	9.23

5/4/2005	9:47:39	112.12	84.32	10.62	9.02
5/4/2005	9:47:54	110.29	69.42	11.07	8.62
5/4/2005	9:48:09	108.07	65.54	11.06	8.67
5/4/2005	9:48:24	109.86	64.14	11.00	8.73
5/4/2005	9:48:39	112.36	58.26	10.92	8.80
5/4/2005	9:48:54	112.46	56.14	10.92	8.81
5/4/2005	9:49:09	111.24	56.10	10.85	8.88
5/4/2005	9:49:24	111.62	54.83	10.77	8.94
5/4/2005	9:49:39	115.52	51.75	10.42	9.26
5/4/2005	9:49:54	117.36	46.44	10.38	9.30
5/4/2005	9:50:09	111.33	42.92	10.71	9.01
5/4/2005	9:50:24	108.34	40.74	10.72	9.02
5/4/2005	9:50:39	108.35	37.57	10.83	8.92
5/4/2005	9:50:54	104.83	35.46	10.97	8.81
5/4/2005	9:51:09	101.98	38.98	11.16	8.65
5/4/2005	9:51:24	98.52	42.29	11.35	8.48
5/4/2005	9:51:39	98.01	46.49	11.32	8.51
5/4/2005	9:51:54	95.57	40.74	11.38	8.45
5/4/2005	9:52:09	94.58	37.95	11.46	8.40
5/4/2005	9:52:24	95.50	40.75	11.52	8.35
5/4/2005	9:52:39	94.45	40.79	11.55	8.32
5/4/2005	9:52:54	93.92	46.16	11.73	8.20
5/4/2005	9:53:09	82.43	52.90	12.02	7.93
5/4/2005	9:53:24	82.60	69.52	11.89	8.05
5/4/2005	9:53:39	86.55	85.12	11.69	8.24
5/4/2005	9:53:54	89.16	73.78	11.63	8.28
5/4/2005	9:54:09	84.91	67.73	11.90	8.04
5/4/2005	9:54:24	83.95	65.58	11.89	8.06
5/4/2005	9:54:39	87.70	69.23	11.74	8.18
5/4/2005	9:54:54	88.68	66.56	11.73	8.21
5/4/2005	9:55:09	88.90	63.44	11.71	8.21
5/4/2005	9:55:24	93.75	60.61	11.59	8.33
5/4/2005	9:55:39	95.81	53.54	11.58	8.33
5/4/2005	9:55:54	95.97	52.37	11.67	8.26
5/4/2005	9:56:09	79.19	55.10	12.27	7.70
5/4/2005	9:56:24	82.21	106.21	11.99	7.98
5/4/2005	9:56:39	93.19	132.49	11.65	8.27
5/4/2005	9:56:54	94.66	88.76	11.56	8.34
5/4/2005	9:57:09	98.89	59.23	11.51	8.39
5/4/2005	9:57:24	99.51	56.72	11.43	8.45
5/4/2005	9:57:39	99.22	57.03	11.37	8.50
5/4/2005	9:57:54	100.90	63.39	11.25	8.60
5/4/2005	9:58:09	104.22	72.61	10.85	8.96
5/4/2005	9:58:24	104.73	74.06	10.82	8.98
5/4/2005	9:58:39	105.68	71.41	10.83	8.96
5/4/2005	9:58:54	109.57	67.59	10.74	9.04
5/4/2005	9:59:09	108.01	71.44	10.83	8.97
5/4/2005	9:59:24	101.04	75.83	10.93	8.88
5/4/2005	9:59:39	100.96	75.82	10.83	8.98
5/4/2005	9:59:54	101.95	75.80	10.81	8.98
5/4/2005	10:00:09	103.43	75.76	10.66	9.13
5/4/2005	10:00:24	101.45	71.74	10.74	9.06
5/4/2005	10:00:39	102.37	71.47	10.74	9.06
5/4/2005	10:00:54	106.05	75.79	10.73	9.07
5/4/2005	10:01:09	109.48	75.79	10.56	9.21

5/4/2005	10:01:24	110.11	69.70	10.49	9.27
5/4/2005	10:01:39	112.79	66.16	10.44	9.34
5/4/2005	10:01:54	114.24	62.28	10.34	9.40
5/4/2005	10:02:09	110.73	58.49	9.83	9.88
5/4/2005	10:02:24	112.11	56.71	10.13	9.61
5/4/2005	10:02:39	115.61	56.72	10.30	9.45
5/4/2005	10:02:54	111.46	62.03	10.14	9.61
5/4/2005	10:03:09	111.99	58.82	10.01	9.72
5/4/2005	10:03:24	112.19	56.71	9.94	9.78
5/4/2005	10:03:39	110.55	54.08	9.87	9.84
5/4/2005	10:03:54	111.39	56.43	10.08	9.65
5/4/2005	10:04:09	111.42	56.75	10.09	9.65
5/4/2005	10:04:24	110.83	56.70	10.03	9.70
5/4/2005	10:04:39	108.81	56.70	10.01	9.73
5/4/2005	10:04:54	108.89	56.71	10.08	9.67
5/4/2005	10:05:09	105.82	54.09	9.69	10.02
5/4/2005	10:05:24	98.54	52.36	9.59	10.12
5/4/2005	10:05:39	103.78	52.37	9.55	10.16
5/4/2005	10:05:54	102.06	45.14	9.45	10.25
5/4/2005	10:06:09	102.37	37.85	9.48	10.22
5/4/2005	10:06:24	103.32	37.49	9.34	10.35
5/4/2005	10:06:39	105.96	45.50	9.38	10.30
5/4/2005	10:06:54	104.43	48.87	9.49	10.20
5/4/2005	10:07:09	103.63	52.64	9.39	10.29
5/4/2005	10:07:24	104.31	58.45	9.53	10.18
5/4/2005	10:07:39	104.35	58.49	9.76	9.96
5/4/2005	10:07:54	104.91	56.73	9.86	9.88
5/4/2005	10:08:09	107.11	60.27	9.73	9.99
5/4/2005	10:08:24	100.97	56.73	9.39	10.30
5/4/2005	10:08:39	108.77	56.73	9.69	10.04
5/4/2005	10:08:54	112.62	56.73	10.23	9.54
5/4/2005	10:09:09	111.61	56.75	10.22	9.56
5/4/2005	10:09:24	111.99	56.75	10.10	9.67
5/4/2005	10:09:39	116.12	56.74	9.93	9.83
5/4/2005	10:09:54	114.45	55.52	9.88	9.88
5/4/2005	10:10:09	112.85	52.41	9.91	9.85
5/4/2005	10:10:24	111.43	53.55	9.86	9.89
5/4/2005	10:10:39	112.30	59.90	9.79	9.96
5/4/2005	10:10:54	113.38	66.21	9.88	9.89
5/4/2005	10:11:09	113.53	66.19	10.06	9.71
5/4/2005	10:11:24	110.81	66.20	9.74	10.00
5/4/2005	10:11:39	98.45	80.31	9.23	10.49
5/4/2005	10:11:54	108.49	142.21	9.73	10.02
5/4/2005	10:12:09	109.84	138.72	9.88	9.89
5/4/2005	10:12:24	113.85	85.63	9.86	9.92
5/4/2005	10:12:39	111.10	65.82	9.74	10.03
5/4/2005	10:12:54	110.83	62.04	9.78	10.00
5/4/2005	10:13:09	110.61	62.03	9.65	10.12
5/4/2005	10:13:24	109.82	62.03	9.67	10.09
5/4/2005	10:13:39	108.68	58.55	9.72	10.06
5/4/2005	10:13:54	109.06	56.77	9.69	10.10
5/4/2005	10:14:09	110.69	53.56	9.79	9.99
5/4/2005	10:14:24	112.81	53.86	10.04	9.77
5/4/2005	10:14:39	108.01	54.15	9.63	10.16
5/4/2005	10:14:54	107.78	53.83	9.78	10.01

5/4/2005	10:15:09	110.70	56.75	9.77	10.01	
5/4/2005	10:15:24	111.05	50.74	9.57	10.19	
5/4/2005	10:15:39	106.86	43.31	9.30	10.42	
5/4/2005	10:15:54	107.21	41.35	9.29	10.44	
5/4/2005	10:16:09	110.87	41.35	9.23	10.49	
5/4/2005	10:16:24	108.92	43.31	9.26	10.46	
5/4/2005	10:16:39	114.27	47.15	9.34	10.38	
5/4/2005	10:16:54	110.29	47.11	9.20	10.51	
5/4/2005	10:17:09	110.19	47.12	9.11	10.59	
5/4/2005	10:17:24	111.34	48.75	9.12	10.58	
5/4/2005	10:17:39	114.65	52.41	9.00	10.68	
5/4/2005	10:17:54	101.53	54.98	8.78	10.90	
5/4/2005	10:18:09	112.65	77.71	9.43	10.28	
5/4/2005	10:18:24	115.46	83.52	9.64	10.10	
5/4/2005	10:18:39	114.19	64.38	9.72	10.03	
5/4/2005	10:18:54	112.28	52.70	9.59	10.14	
5/4/2005	10:19:09	118.01	52.45	9.34	10.37	
5/4/2005	10:19:24	123.65	52.42	9.39	10.31	
5/4/2005	10:19:39	126.13	55.34	9.53	10.17	
5/4/2005	10:19:54	127.04	56.76	9.71	10.01	
5/4/2005	10:20:09	127.09	56.76	9.96	9.77	
5/4/2005	10:20:24	127.54	56.76	9.86	9.86	
5/4/2005	10:20:39	127.00	56.73	9.94	9.77	
5/4/2005	10:20:54	122.83	56.74	9.42	10.22	
5/4/2005	10:21:09	118.11	56.76	9.49	10.18	
5/4/2005	10:21:24	123.13	63.15	9.76	9.91	
5/4/2005	10:21:39	121.11	63.17	9.70	9.98	
5/4/2005	10:21:54	122.42	56.80	9.79	9.89	RECAL
5/4/2005	10:22:09	115.32	56.77	11.17	8.62	
5/4/2005	10:22:24	56.10	55.41	13.78	1.56	
5/4/2005	10:22:39	146.54	41.60	2.75	0.13	
5/4/2005	10:22:54	173.18	23.54	0.15	0.05	
5/4/2005	10:23:09	174.22	9.26	0.04	0.04	
5/4/2005	10:23:24	174.37	5.82	0.02	0.04	172.5 NOX
5/4/2005	10:23:39	174.42	1.22	0.01	0.03	174.47
5/4/2005	10:23:54	174.61	1.22	0.01	0.03	0 CO
5/4/2005	10:24:09	174.63	1.21	0.01	0.03	1.22
5/4/2005	10:24:24	172.77	1.18	0.02	0.03	0 O2
5/4/2005	10:24:39	67.52	5.41	0.06	0.03	-0.01
5/4/2005	10:24:54	3.48	64.67	-0.01	0.03	0 CO2
5/4/2005	10:25:09	1.24	178.83	-0.01	0.03	0.03
5/4/2005	10:25:24	1.10	276.49	-0.02	0.03	315.3 CO
5/4/2005	10:25:39	0.96	292.75	-0.01	0.03	297.10
5/4/2005	10:25:54	0.96	297.11	-0.01	0.03	14.01 O2
5/4/2005	10:26:09	0.80	297.13	-0.01	0.03	14.34
5/4/2005	10:26:24	0.76	297.08	-0.02	0.03	5.93 CO2
5/4/2005	10:26:39	0.76	297.10	-0.01	0.03	5.25
5/4/2005	10:26:54	0.76	297.15	-0.03	0.03	0 NOX
5/4/2005	10:27:09	0.78	297.19	0.07	0.03	0.56
5/4/2005	10:27:24	0.62	292.81	6.19	2.29	
5/4/2005	10:27:39	0.56	269.11	13.23	5.03	
5/4/2005	10:27:54	0.56	149.18	14.23	5.22	
5/4/2005	10:28:09	0.57	49.92	14.32	5.24	
5/4/2005	10:28:24	0.56	11.03	14.34	5.24	
5/4/2005	10:28:39	0.56	3.38	14.34	5.25	

5/4/2005	10:28:54	0.56	1.30	14.34	5.26
5/4/2005	10:29:09	0.56	1.29	14.35	5.27
5/4/2005	10:29:24	0.48	1.32	14.34	5.28
5/4/2005	10:29:39	0.46	1.30	14.35	5.28
5/4/2005	10:29:54	0.47	1.26	14.35	5.29
5/4/2005	10:30:09	0.37	1.28	14.35	5.30
5/4/2005	10:30:24	0.52	1.28	14.40	5.26
5/4/2005	10:30:39	5.91	1.32	14.33	5.31
5/4/2005	10:30:54	69.93	1.22	11.78	8.18
5/4/2005	10:31:09	119.17	8.86	10.22	9.79
5/4/2005	10:31:24	120.17	29.45	10.35	9.62
5/4/2005	10:31:39	125.27	39.70	10.65	9.33
5/4/2005	10:31:54	125.32	42.99	10.75	9.25
5/4/2005	10:32:09	125.96	47.17	10.68	9.32
5/4/2005	10:32:24	127.74	45.26	10.56	9.42
5/4/2005	10:32:39	124.82	41.43	10.52	9.47
5/4/2005	10:32:54	127.00	41.49	10.76	9.23
5/4/2005	10:33:09	127.19	41.44	11.19	8.85
5/4/2005	10:33:24	125.78	43.52	10.85	9.19
5/4/2005	10:33:39	119.95	47.18	10.87	9.15
5/4/2005	10:33:54	119.11	52.49	11.04	9.00
5/4/2005	10:34:09	121.48	48.91	11.09	8.96
5/4/2005	10:34:24	125.98	41.44	10.96	9.08
5/4/2005	10:34:39	125.79	41.56	10.97	9.07
5/4/2005	10:34:54	129.18	46.95	10.73	9.31
5/4/2005	10:35:09	129.49	50.70	10.84	9.19
5/4/2005	10:35:24	130.27	53.71	10.78	9.24
5/4/2005	10:35:39	129.78	56.83	10.93	9.10
5/4/2005	10:35:54	127.28	56.84	11.47	8.61
5/4/2005	10:36:09	124.58	60.28	11.87	8.25
5/4/2005	10:36:24	121.10	69.45	12.00	8.13
5/4/2005	10:36:39	119.76	79.46	10.96	9.10
5/4/2005	10:36:54	124.08	76.28	11.42	8.64
5/4/2005	10:37:09	121.28	73.00	11.93	8.18
5/4/2005	10:37:24	120.83	65.16	11.96	8.18
5/4/2005	10:37:39	119.26	62.12	12.09	8.05
5/4/2005	10:37:54	119.16	62.11	12.16	7.98
5/4/2005	10:38:09	120.28	64.61	12.23	7.92
5/4/2005	10:38:24	117.97	69.53	12.22	7.93
5/4/2005	10:38:39	116.88	79.45	12.32	7.84
5/4/2005	10:38:54	115.24	81.24	12.35	7.81
5/4/2005	10:39:09	114.00	81.21	12.46	7.71
5/4/2005	10:39:24	111.53	81.20	12.57	7.61
5/4/2005	10:39:39	112.48	81.20	12.32	7.79
5/4/2005	10:39:54	115.61	81.25	11.92	8.20
5/4/2005	10:40:09	117.73	78.08	12.12	7.99
5/4/2005	10:40:24	116.55	74.48	12.21	7.91
5/4/2005	10:40:39	116.12	71.61	12.25	7.89
5/4/2005	10:40:54	112.32	71.63	12.35	7.79
5/4/2005	10:41:09	111.28	71.61	12.53	7.63
5/4/2005	10:41:24	107.27	77.36	12.70	7.47
5/4/2005	10:41:39	110.61	85.81	12.29	7.79
5/4/2005	10:41:54	118.49	81.24	10.78	9.20
5/4/2005	10:42:09	119.46	77.79	10.71	9.26
5/4/2005	10:42:24	116.99	69.86	11.43	8.58

5/4/2005	10:42:39	116.15	63.51	11.43	8.57
5/4/2005	10:42:54	124.20	55.46	10.70	9.26
5/4/2005	10:43:09	124.67	48.97	11.12	8.86
5/4/2005	10:43:24	127.78	47.21	11.26	8.74
5/4/2005	10:43:39	127.09	47.24	11.12	8.86
5/4/2005	10:43:54	124.54	48.98	10.18	9.72
5/4/2005	10:44:09	123.70	65.12	10.50	9.42
5/4/2005	10:44:24	123.41	92.48	10.94	9.02
5/4/2005	10:44:39	124.91	85.07	10.57	9.35
5/4/2005	10:44:54	120.30	88.98	10.60	9.34
5/4/2005	10:45:09	127.88	138.40	11.17	8.82
5/4/2005	10:45:24	130.03	137.19	10.94	9.04
5/4/2005	10:45:39	121.05	87.43	10.11	9.78
5/4/2005	10:45:54	106.64	83.00	9.32	10.53
5/4/2005	10:46:09	109.87	153.87	9.56	10.22
5/4/2005	10:46:24	107.86	153.85	9.55	10.31
5/4/2005	10:46:39	116.17	112.51	10.24	9.66
5/4/2005	10:46:54	119.77	72.07	10.52	9.41
5/4/2005	10:47:09	121.40	58.30	10.61	9.32
5/4/2005	10:47:24	118.79	53.96	10.56	9.38
5/4/2005	10:47:39	120.12	56.85	10.79	9.16
5/4/2005	10:47:54	118.30	58.65	10.88	9.07
5/4/2005	10:48:09	117.84	68.49	11.03	8.92
5/4/2005	10:48:24	119.10	75.63	11.20	8.78
5/4/2005	10:48:39	116.59	75.92	11.31	8.66
5/4/2005	10:48:54	115.28	74.76	11.38	8.59
5/4/2005	10:49:09	116.39	71.64	10.91	9.02
5/4/2005	10:49:24	120.37	77.73	11.06	8.87
5/4/2005	10:49:39	119.41	80.89	11.34	8.63
5/4/2005	10:49:54	115.21	74.51	11.55	8.43
5/4/2005	10:50:09	113.03	68.12	11.70	8.30
5/4/2005	10:50:24	111.18	66.38	11.73	8.27
5/4/2005	10:50:39	109.08	66.37	11.83	8.18
5/4/2005	10:50:54	106.49	67.74	11.82	8.18
5/4/2005	10:51:09	108.35	74.84	11.78	8.23
5/4/2005	10:51:24	110.73	71.66	12.02	8.00
5/4/2005	10:51:39	110.34	78.20	12.11	7.93
5/4/2005	10:51:54	109.25	92.77	12.19	7.87
5/4/2005	10:52:09	111.61	89.29	11.72	8.22
5/4/2005	10:52:24	115.67	85.08	10.96	8.97
5/4/2005	10:52:39	115.39	81.28	11.59	8.35
5/4/2005	10:52:54	120.10	79.92	11.87	8.13
5/4/2005	10:53:09	123.02	68.93	11.75	8.24
5/4/2005	10:53:24	126.73	62.18	11.71	8.28
5/4/2005	10:53:39	127.24	62.38	11.70	8.29
5/4/2005	10:53:54	130.32	66.25	11.55	8.40
5/4/2005	10:54:09	128.43	69.83	11.12	8.79
5/4/2005	10:54:24	121.84	73.16	11.06	8.85
5/4/2005	10:54:39	122.23	79.89	11.23	8.71
5/4/2005	10:54:54	122.44	74.55	11.23	8.71
5/4/2005	10:55:09	118.00	71.66	11.39	8.57
5/4/2005	10:55:24	110.18	73.07	10.51	9.29
5/4/2005	10:55:39	105.06	107.01	9.70	10.09
5/4/2005	10:55:54	113.17	148.92	10.10	9.70
5/4/2005	10:56:09	113.15	115.76	10.13	9.68

5/4/2005	10:56:24	114.77	67.49	9.94	9.85
5/4/2005	10:56:39	113.39	53.73	10.32	9.53
5/4/2005	10:56:54	116.45	50.78	10.63	9.23
5/4/2005	10:57:09	117.23	50.74	10.79	9.10
5/4/2005	10:57:24	117.62	56.89	10.84	9.04
5/4/2005	10:57:39	117.40	60.46	10.99	8.93
5/4/2005	10:57:54	114.87	62.16	11.11	8.80
5/4/2005	10:58:09	116.06	64.97	11.23	8.69
5/4/2005	10:58:24	115.61	67.78	11.16	8.73
5/4/2005	10:58:39	113.75	71.64	10.90	8.99
5/4/2005	10:58:54	119.60	71.68	11.13	8.75
5/4/2005	10:59:09	119.72	74.30	11.18	8.72
5/4/2005	10:59:24	117.84	76.00	11.05	8.83
5/4/2005	10:59:39	118.08	76.05	11.07	8.82
5/4/2005	10:59:54	115.90	69.84	11.08	8.79
5/4/2005	11:00:09	110.80	63.60	10.98	8.88
5/4/2005	11:00:24	111.65	62.18	10.95	8.90
5/4/2005	11:00:39	110.74	62.17	10.94	8.92
5/4/2005	11:00:54	111.11	62.16	10.94	8.91
5/4/2005	11:01:09	111.69	62.46	10.87	8.98
5/4/2005	11:01:24	114.06	66.32	10.85	8.99
5/4/2005	11:01:39	111.42	66.35	10.29	9.48
5/4/2005	11:01:54	111.56	108.00	10.40	9.38
5/4/2005	11:02:09	114.26	155.00	10.91	8.92
5/4/2005	11:02:24	112.78	123.21	11.41	8.47
5/4/2005	11:02:39	112.58	81.37	11.31	8.59
5/4/2005	11:02:54	114.82	71.62	11.21	8.68
5/4/2005	11:03:09	115.97	71.64	11.29	8.60
5/4/2005	11:03:24	115.55	73.39	11.41	8.49
5/4/2005	11:03:39	116.57	79.54	11.22	8.66
5/4/2005	11:03:54	117.63	81.24	11.41	8.50
5/4/2005	11:04:09	114.77	81.33	11.60	8.32
5/4/2005	11:04:24	111.73	89.32	11.85	8.10
5/4/2005	11:04:39	108.87	95.76	11.89	8.05
5/4/2005	11:04:54	107.93	98.95	10.91	8.99
5/4/2005	11:05:09	109.35	102.33	11.12	8.76
5/4/2005	11:05:24	111.07	88.66	11.21	8.68
5/4/2005	11:05:39	110.64	77.75	10.85	9.03
5/4/2005	11:05:54	109.91	71.61	10.97	8.92
5/4/2005	11:06:09	109.59	71.66	11.23	8.69
5/4/2005	11:06:24	108.21	75.99	11.15	8.76
5/4/2005	11:06:39	109.87	73.37	11.22	8.70
5/4/2005	11:06:54	111.35	69.91	11.33	8.59
5/4/2005	11:07:09	110.23	69.89	11.33	8.60
5/4/2005	11:07:24	104.91	73.40	11.60	8.36
5/4/2005	11:07:39	103.81	76.04	11.50	8.45
5/4/2005	11:07:54	105.83	74.86	10.95	8.95
5/4/2005	11:08:09	111.95	71.63	11.24	8.70
5/4/2005	11:08:24	115.38	74.83	11.73	8.28
5/4/2005	11:08:39	110.21	85.06	11.96	8.06
5/4/2005	11:08:54	107.95	85.46	12.00	8.03
5/4/2005	11:09:09	105.55	77.75	11.88	8.15
5/4/2005	11:09:24	104.09	71.94	12.03	8.01
5/4/2005	11:09:39	100.49	74.59	12.08	7.95
5/4/2005	11:09:54	101.36	81.31	11.82	8.19

5/4/2005	11:10:09	100.75	77.45	12.13	7.89
5/4/2005	11:10:24	100.36	73.17	12.13	7.92
5/4/2005	11:10:39	99.06	79.26	12.30	7.76
5/4/2005	11:10:54	100.80	79.24	12.12	7.93
5/4/2005	11:11:09	103.50	79.57	11.42	8.59
5/4/2005	11:11:24	96.42	83.68	12.15	7.88
5/4/2005	11:11:39	95.17	83.03	12.44	7.67
5/4/2005	11:11:54	98.09	76.13	12.51	7.59
5/4/2005	11:12:09	102.60	76.11	12.37	7.72
5/4/2005	11:12:24	107.30	76.12	12.33	7.77
5/4/2005	11:12:39	106.43	76.11	12.52	7.59
5/4/2005	11:12:54	106.55	76.12	12.55	7.58
5/4/2005	11:13:09	108.81	76.20	12.44	7.69
5/4/2005	11:13:24	107.53	76.09	12.43	7.70
5/4/2005	11:13:39	104.62	72.94	12.55	7.59
5/4/2005	11:13:54	106.09	71.79	12.62	7.52
5/4/2005	11:14:09	106.75	72.10	11.92	8.17
5/4/2005	11:14:24	105.00	76.12	11.32	8.73
5/4/2005	11:14:39	106.09	73.09	11.75	8.31
5/4/2005	11:14:54	111.13	65.01	11.77	8.30
5/4/2005	11:15:09	114.35	58.76	11.76	8.30
5/4/2005	11:15:24	115.33	57.00	11.60	8.46
5/4/2005	11:15:39	118.69	57.00	11.78	8.30
5/4/2005	11:15:54	117.85	57.03	12.11	8.00
5/4/2005	11:16:09	115.27	57.35	12.08	8.02
5/4/2005	11:16:24	115.78	62.29	12.23	7.90
5/4/2005	11:16:39	113.49	62.30	12.49	7.64
5/4/2005	11:16:54	113.74	66.24	12.21	7.91
5/4/2005	11:17:09	113.87	66.44	12.01	8.07
5/4/2005	11:17:24	111.24	62.30	11.06	8.96
5/4/2005	11:17:39	113.09	62.29	11.26	8.77
5/4/2005	11:17:54	115.20	60.52	11.82	8.25
5/4/2005	11:18:09	108.13	60.46	12.17	7.94
5/4/2005	11:18:24	103.20	69.71	12.39	7.74
5/4/2005	11:18:39	102.37	79.58	12.30	7.81
5/4/2005	11:18:54	105.41	84.68	12.39	7.74
5/4/2005	11:19:09	106.37	77.78	12.43	7.70
5/4/2005	11:19:24	106.17	84.33	12.57	7.57
5/4/2005	11:19:39	101.14	92.84	12.85	7.31
5/4/2005	11:19:54	103.17	92.83	12.75	7.43
5/4/2005	11:20:09	103.79	92.87	12.90	7.27
5/4/2005	11:20:24	104.27	94.29	12.72	7.42
5/4/2005	11:20:39	104.77	100.73	12.81	7.38
5/4/2005	11:20:54	94.91	104.17	13.30	6.92
5/4/2005	11:21:09	90.12	110.16	13.56	6.70
5/4/2005	11:21:24	90.64	113.11	13.47	6.77
5/4/2005	11:21:39	98.45	120.25	13.25	6.98
5/4/2005	11:21:54	99.46	119.84	13.24	6.98
5/4/2005	11:22:09	102.02	119.15	13.24	6.98
5/4/2005	11:22:24	100.01	114.61	13.56	6.69
5/4/2005	11:22:39	96.04	114.88	13.45	6.79
5/4/2005	11:22:54	95.74	134.29	13.34	6.91
5/4/2005	11:23:09	97.30	137.02	13.43	6.80
5/4/2005	11:23:24	97.92	132.66	13.33	6.89
5/4/2005	11:23:39	102.86	132.30	12.32	7.82

5/4/2005	11:23:54	105.90	122.17	12.08	8.03
5/4/2005	11:24:09	106.93	98.99	12.44	7.67
5/4/2005	11:24:24	106.33	89.86	12.31	7.80
5/4/2005	11:24:39	108.96	92.73	12.35	7.78
5/4/2005	11:24:54	109.17	79.67	12.42	7.70
5/4/2005	11:25:09	104.51	75.94	12.51	7.61
5/4/2005	11:25:24	105.84	83.28	12.56	7.58
5/4/2005	11:25:39	105.99	87.50	12.70	7.44
5/4/2005	11:25:54	105.49	85.35	12.73	7.43
5/4/2005	11:26:09	104.38	81.18	12.98	7.19
5/4/2005	11:26:24	101.02	83.70	13.08	7.10
5/4/2005	11:26:39	101.54	93.89	12.81	7.33
5/4/2005	11:26:54	102.44	107.92	12.26	7.87
5/4/2005	11:27:09	98.80	104.89	12.13	7.95
5/4/2005	11:27:24	100.47	95.60	11.70	8.35
5/4/2005	11:27:39	101.45	85.18	11.37	8.65
5/4/2005	11:27:54	99.46	69.77	11.39	8.64
5/4/2005	11:28:09	99.35	66.26	11.59	8.44
5/4/2005	11:28:24	98.20	66.26	11.59	8.46
5/4/2005	11:28:39	103.15	66.28	11.67	8.38
5/4/2005	11:28:54	97.97	65.15	11.91	8.15
5/4/2005	11:29:09	102.57	65.13	11.69	8.36
5/4/2005	11:29:24	106.04	69.75	11.67	8.39
5/4/2005	11:29:39	101.37	63.72	11.87	8.19
5/4/2005	11:29:54	108.76	62.12	11.27	8.77
5/4/2005	11:30:09	104.48	62.07	11.61	8.45
5/4/2005	11:30:24	95.30	62.06	12.31	7.81
5/4/2005	11:30:39	93.72	65.15	12.39	7.76
5/4/2005	11:30:54	93.13	75.89	12.47	7.69
5/4/2005	11:31:09	94.84	84.65	12.36	7.79
5/4/2005	11:31:24	99.30	97.12	12.04	8.09
5/4/2005	11:31:39	99.99	93.97	12.00	8.13
5/4/2005	11:31:54	99.93	87.59	12.03	8.11
5/4/2005	11:32:09	95.94	90.95	12.28	7.89
5/4/2005	11:32:24	90.60	105.32	12.41	7.78
5/4/2005	11:32:39	88.58	118.93	12.30	7.87
5/4/2005	11:32:54	92.16	138.66	11.85	8.30
5/4/2005	11:33:09	97.79	137.82	11.48	8.64
5/4/2005	11:33:24	100.40	116.44	11.54	8.59
5/4/2005	11:33:39	102.59	103.74	11.34	8.79
5/4/2005	11:33:54	98.48	93.55	11.36	8.73
5/4/2005	11:34:09	102.03	90.93	11.13	8.98
5/4/2005	11:34:24	104.56	95.92	11.33	8.80
5/4/2005	11:34:39	102.58	92.69	11.55	8.60
5/4/2005	11:34:54	98.77	98.81	11.74	8.43
5/4/2005	11:35:09	99.21	105.21	11.87	8.32
5/4/2005	11:35:24	106.45	108.62	11.59	8.58
5/4/2005	11:35:39	106.51	95.92	11.48	8.68
5/4/2005	11:35:54	108.53	84.47	11.50	8.67
5/4/2005	11:36:09	106.62	87.40	11.16	8.97
5/4/2005	11:36:24	108.25	81.13	10.88	9.24
5/4/2005	11:36:39	112.82	81.18	10.88	9.24
5/4/2005	11:36:54	106.59	75.90	10.95	9.18
5/4/2005	11:37:09	103.39	75.91	10.79	9.33
5/4/2005	11:37:24	103.56	75.87	11.02	9.14

< ST RUN 1

5/4/2005	11:37:39	105.84	75.88	11.15	9.00
5/4/2005	11:37:54	100.53	78.01	11.44	8.72
5/4/2005	11:38:09	100.98	81.22	11.42	8.76
5/4/2005	11:38:24	102.91	88.83	11.45	8.72
5/4/2005	11:38:39	99.45	92.70	11.78	8.43
5/4/2005	11:38:54	94.70	92.70	11.80	8.40
5/4/2005	11:39:09	96.20	98.52	11.47	8.68
5/4/2005	11:39:24	104.24	100.22	11.17	9.01
5/4/2005	11:39:39	104.10	90.63	11.37	8.81
5/4/2005	11:39:54	101.79	67.77	11.60	8.61
5/4/2005	11:40:09	98.18	58.16	11.82	8.41
5/4/2005	11:40:24	97.23	58.57	11.78	8.44
5/4/2005	11:40:39	99.11	69.13	11.66	8.55
5/4/2005	11:40:54	98.79	75.90	11.51	8.68
5/4/2005	11:41:09	102.40	76.10	11.45	8.74
5/4/2005	11:41:24	102.98	78.93	11.53	8.67
5/4/2005	11:41:39	98.64	75.87	11.68	8.52
5/4/2005	11:41:54	96.19	75.91	11.76	8.45
5/4/2005	11:42:09	94.24	75.91	11.81	8.40
5/4/2005	11:42:24	94.00	81.17	11.32	8.84
5/4/2005	11:42:39	100.56	80.53	10.94	9.21
5/4/2005	11:42:54	98.06	71.54	11.36	8.80
5/4/2005	11:43:09	97.76	74.48	11.23	8.92
5/4/2005	11:43:24	95.75	83.37	11.23	8.92
5/4/2005	11:43:39	94.67	87.42	11.35	8.80
5/4/2005	11:43:54	98.29	81.18	11.23	8.92
5/4/2005	11:44:09	103.04	74.09	10.94	9.20
5/4/2005	11:44:24	100.82	63.08	11.12	9.01
5/4/2005	11:44:39	100.72	57.13	11.19	8.95
5/4/2005	11:44:54	100.29	62.10	11.39	8.77
5/4/2005	11:45:09	101.31	58.51	11.23	8.92
5/4/2005	11:45:24	101.35	55.02	11.19	8.93
5/4/2005	11:45:39	101.43	52.45	10.63	9.50
5/4/2005	11:45:54	104.84	64.59	10.79	9.32
5/4/2005	11:46:09	96.21	71.52	11.01	9.12
5/4/2005	11:46:24	93.52	64.85	11.39	8.76
5/4/2005	11:46:39	92.48	62.03	11.29	8.85
5/4/2005	11:46:54	97.25	62.08	10.79	9.30
5/4/2005	11:47:09	98.94	62.07	10.63	9.47
5/4/2005	11:47:24	100.64	55.40	11.07	9.05
5/4/2005	11:47:39	102.37	48.59	11.28	8.85
5/4/2005	11:47:54	100.10	48.91	11.45	8.69
5/4/2005	11:48:09	102.30	55.63	11.56	8.61
5/4/2005	11:48:24	100.31	56.76	11.68	8.49
5/4/2005	11:48:39	99.04	60.57	11.33	8.79
5/4/2005	11:48:54	102.29	68.27	11.36	8.78
5/4/2005	11:49:09	102.31	67.97	11.77	8.40
5/4/2005	11:49:24	102.94	58.52	11.90	8.28
5/4/2005	11:49:39	100.84	52.40	12.00	8.19
5/4/2005	11:49:54	96.71	53.81	11.60	8.53
5/4/2005	11:50:09	92.81	64.07	10.42	9.67
5/4/2005	11:50:24	95.27	88.21	10.13	9.89
5/4/2005	11:50:39	111.40	111.39	10.41	9.62
5/4/2005	11:50:54	103.64	106.07	10.42	9.59
5/4/2005	11:51:09	95.81	90.59	10.53	9.49

5/4/2005	12:05:09	90.26	1163.39	11.85	7.82	< NOT INCLUDED IN CO AVERAGE
5/4/2005	12:05:24	83.11	2461.36	11.88	7.53	< NOT INCLUDED IN CO AVERAGE
5/4/2005	12:05:39	91.04	1674.68	11.91	7.76	< NOT INCLUDED IN CO AVERAGE
5/4/2005	12:05:54	93.71	71.68	11.87	7.81	
5/4/2005	12:06:09	94.90	78.20	11.90	7.76	
5/4/2005	12:06:24	93.38	88.30	12.22	7.47	
5/4/2005	12:06:39	92.07	87.92	12.40	7.32	
5/4/2005	12:06:54	89.93	84.35	12.49	7.22	
5/4/2005	12:07:09	87.29	101.59	12.43	7.27	
5/4/2005	12:07:24	91.90	126.00	11.90	7.69	
5/4/2005	12:07:39	101.79	109.97	11.57	8.03	
5/4/2005	12:07:54	92.81	75.00	12.19	7.46	
5/4/2005	12:08:09	86.93	62.32	12.54	7.16	
5/4/2005	12:08:24	83.32	68.57	12.84	6.90	
5/4/2005	12:08:39	79.76	106.87	12.90	6.82	
5/4/2005	12:08:54	82.22	182.09	12.68	7.01	
5/4/2005	12:09:09	85.61	181.11	12.60	7.08	
5/4/2005	12:09:24	86.31	143.86	12.72	6.96	
5/4/2005	12:09:39	83.99	157.92	12.70	6.97	
5/4/2005	12:09:54	81.59	187.64	12.68	6.98	
5/4/2005	12:10:09	83.74	174.94	12.52	7.12	
5/4/2005	12:10:24	88.41	182.40	12.39	7.24	
5/4/2005	12:10:39	87.00	176.37	12.47	7.15	
5/4/2005	12:10:54	87.48	144.24	12.56	7.07	
5/4/2005	12:11:09	82.96	148.11	12.75	6.88	
5/4/2005	12:11:24	85.16	191.60	12.57	7.04	
5/4/2005	12:11:39	85.54	213.41	12.38	7.18	
5/4/2005	12:11:54	87.79	195.75	12.42	7.15	
5/4/2005	12:12:09	84.34	176.59	12.52	7.07	
5/4/2005	12:12:24	79.06	175.89	12.79	6.84	
5/4/2005	12:12:39	76.24	199.67	13.03	6.63	
5/4/2005	12:12:54	74.66	276.37	13.18	6.51	
5/4/2005	12:13:09	73.23	323.30	12.90	6.70	
5/4/2005	12:13:24	87.15	377.97	12.25	7.29	
5/4/2005	12:13:39	89.34	311.87	12.04	7.42	
5/4/2005	12:13:54	94.21	157.75	11.30	8.07	
5/4/2005	12:14:09	96.77	107.65	11.51	7.86	
5/4/2005	12:14:24	95.99	82.73	11.46	7.90	
5/4/2005	12:14:39	92.34	72.12	11.61	7.79	
5/4/2005	12:14:54	94.79	66.91	11.63	7.74	
5/4/2005	12:15:09	95.89	57.74	11.46	7.90	
5/4/2005	12:15:24	95.50	51.57	11.49	7.87	
5/4/2005	12:15:39	94.21	47.69	11.65	7.72	
5/4/2005	12:15:54	90.47	54.78	11.79	7.63	
5/4/2005	12:16:09	83.60	70.90	12.22	7.26	
5/4/2005	12:16:24	82.65	104.29	12.46	7.07	
5/4/2005	12:16:39	81.41	130.88	12.55	6.98	
5/4/2005	12:16:54	87.39	144.80	12.11	7.33	
5/4/2005	12:17:09	87.09	145.43	12.28	7.20	
5/4/2005	12:17:24	87.48	142.94	12.46	7.06	
5/4/2005	12:17:39	85.04	120.75	12.51	7.02	
5/4/2005	12:17:54	84.17	107.39	12.55	6.97	
5/4/2005	12:18:09	87.59	121.41	12.32	7.16	
5/4/2005	12:18:24	89.41	147.50	12.13	7.31	
5/4/2005	12:18:39	87.10	144.40	12.08	7.34	

5/4/2005	12:18:54	87.56	132.46	12.01	7.39
5/4/2005	12:19:09	89.54	122.03	11.88	7.50
5/4/2005	12:19:24	90.56	137.71	11.84	7.52
5/4/2005	12:19:39	92.22	140.60	11.73	7.61
5/4/2005	12:19:54	93.59	127.89	11.50	7.80
5/4/2005	12:20:09	96.86	117.70	11.18	8.08
5/4/2005	12:20:24	98.35	130.15	11.65	7.68
5/4/2005	12:20:39	87.96	129.50	12.04	7.36
5/4/2005	12:20:54	89.27	122.65	11.82	7.56
5/4/2005	12:21:09	91.75	118.14	11.53	7.80
5/4/2005	12:21:24	91.96	98.16	11.74	7.62
5/4/2005	12:21:39	89.05	92.69	11.80	7.56
5/4/2005	12:21:54	88.35	112.46	11.47	7.84
5/4/2005	12:22:09	88.87	125.92	11.40	7.91
5/4/2005	12:22:24	92.69	111.71	11.43	7.88
5/4/2005	12:22:39	92.06	105.52	11.33	7.97
5/4/2005	12:22:54	91.93	113.72	11.29	8.04
5/4/2005	12:23:09	91.93	124.70	11.18	8.13
5/4/2005	12:23:24	96.21	132.95	11.61	7.78
5/4/2005	12:23:39	92.09	139.10	12.08	7.39
5/4/2005	12:23:54	91.98	144.30	12.18	7.33
5/4/2005	12:24:09	90.96	157.01	12.40	7.13
5/4/2005	12:24:24	90.60	172.74	12.29	7.24
5/4/2005	12:24:39	91.08	173.22	11.98	7.51
5/4/2005	12:24:54	86.52	152.34	11.93	7.56
5/4/2005	12:25:09	88.20	152.35	11.72	7.76
5/4/2005	12:25:24	85.75	162.59	11.61	7.86
5/4/2005	12:25:39	87.23	154.88	11.67	7.84
5/4/2005	12:25:54	88.02	157.09	11.95	7.59
5/4/2005	12:26:09	91.96	164.40	11.58	7.91
5/4/2005	12:26:24	92.99	181.36	11.62	7.90
5/4/2005	12:26:39	79.33	165.81	12.15	7.44
5/4/2005	12:26:54	77.00	160.52	12.06	7.53
5/4/2005	12:27:09	79.82	181.09	11.68	7.88
5/4/2005	12:27:24	82.17	184.73	11.29	8.21
5/4/2005	12:27:39	87.23	155.50	10.82	8.63
5/4/2005	12:27:54	92.15	113.83	10.20	9.21
5/4/2005	12:28:09	94.97	84.33	10.13	9.26
5/4/2005	12:28:24	93.54	82.20	10.05	9.33
5/4/2005	12:28:39	91.32	93.44	10.02	9.38
5/4/2005	12:28:54	91.52	121.98	9.94	9.44
5/4/2005	12:29:09	90.25	139.31	9.78	9.60
5/4/2005	12:29:24	79.88	159.39	9.43	9.88
5/4/2005	12:29:39	72.19	302.01	9.30	10.02
5/4/2005	12:29:54	77.53	777.57	9.55	9.81
5/4/2005	12:30:09	80.72	857.01	9.55	9.82
5/4/2005	12:30:24	80.79	507.14	9.46	9.92
5/4/2005	12:30:39	84.01	329.27	9.46	9.93
5/4/2005	12:30:54	83.01	238.97	9.35	10.03
5/4/2005	12:31:09	83.19	194.15	9.29	10.10
5/4/2005	12:31:24	86.61	179.96	9.36	10.04
5/4/2005	12:31:39	84.71	194.01	9.40	10.03
5/4/2005	12:31:54	81.91	200.41	9.55	9.87
5/4/2005	12:32:09	79.64	197.54	9.67	9.78
5/4/2005	12:32:24	79.27	200.38	9.85	9.60

5/4/2005	12:32:39	76.09	200.38	9.45	10.00				
5/4/2005	12:32:54	81.26	255.24	10.16	9.35				
5/4/2005	12:33:09	81.39	284.92	10.34	9.22				
5/4/2005	12:33:24	81.17	200.78	10.20	9.35				
5/4/2005	12:33:39	79.53	137.45	10.22	9.32				
5/4/2005	12:33:54	77.96	115.75	10.40	9.16				
5/4/2005	12:34:09	76.61	123.53	10.65	8.93				
5/4/2005	12:34:24	77.45	129.64	10.64	8.96				
5/4/2005	12:34:39	76.56	126.15	10.76	8.85				
5/4/2005	12:34:54	75.05	131.38	10.71	8.90				
5/4/2005	12:35:09	79.63	126.76	10.58	9.02				
5/4/2005	12:35:24	81.64	111.84	10.50	9.09				
5/4/2005	12:35:39	79.27	99.07	10.24	9.28				
5/4/2005	12:35:54	78.07	98.07	10.24	9.34				
5/4/2005	12:36:09	79.79	108.13	10.33	9.23				
5/4/2005	12:36:24	79.68	102.28	10.07	9.47				
5/4/2005	12:36:39	79.83	94.22	10.28	9.29				
5/4/2005	12:36:54	77.23	111.33	10.39	9.18				
5/4/2005	12:37:09	78.07	136.89	10.61	8.98				
5/4/2005	12:37:24	80.07	158.72	10.61	9.01				
5/4/2005	12:37:39	79.35	143.75	10.78	8.84				
5/4/2005	12:37:54	76.51	123.81	10.92	8.73				
5/4/2005	12:38:09	76.45	124.11	10.95	8.71				
5/4/2005	12:38:24	75.60	137.51	11.13	8.55				
5/4/2005	12:38:39	77.13	140.36	11.12	8.52				
5/4/2005	12:38:54	59.59	135.27	11.14	8.08				
5/4/2005	12:39:09	58.15	170.63	8.34	2.74				
5/4/2005	12:39:24	158.16	151.35	1.16	0.21				
5/4/2005	12:39:39	172.39	70.64	0.06	0.07				
5/4/2005	12:39:54	172.75	12.79	0.03	0.05				
5/4/2005	12:40:09	172.95	6.35	0.02	0.04				
5/4/2005	12:40:24	173.01	3.83	0.02	0.04				
5/4/2005	12:40:39	172.97	0.00	0.00	0.04				
5/4/2005	12:40:54	169.77	0.00	0.03	0.04				
5/4/2005	12:41:09	56.50	6.97	0.07	0.04				
5/4/2005	12:41:24	3.65	68.99	0.00	0.04				
5/4/2005	12:41:39	1.56	189.54	0.00	0.04				
5/4/2005	12:41:54	1.29	276.09	0.00	0.04				
5/4/2005	12:42:09	1.16	289.83	0.00	0.04				
5/4/2005	12:42:24	1.08	295.95	-0.01	0.04				
5/4/2005	12:42:39	0.95	295.98	-0.01	0.04				
5/4/2005	12:42:54	0.95	295.98	-0.01	0.04				
5/4/2005	12:43:09	0.90	295.95	-0.03	0.04				
5/4/2005	12:43:24	0.77	295.99	0.02	0.04				
5/4/2005	12:43:39	0.77	295.30	4.73	1.73				
5/4/2005	12:43:54	0.75	264.03	12.73	4.93				
5/4/2005	12:44:09	0.57	170.92	14.11	5.19				
5/4/2005	12:44:24	0.62	55.49	14.23	5.21				
5/4/2005	12:44:39	0.56	16.93	14.24	5.22				
5/4/2005	12:44:54	0.57	3.96	14.25	5.23				
5/4/2005	12:45:09	0.56	0.00	14.25	5.23				
5/4/2005	12:45:24	0.56	0.00	14.25	5.24				
5/4/2005	12:45:39	0.56	0.00	14.25	5.24				
5/4/2005	12:45:54	0.48	0.00	14.25	5.24				
5/4/2005	12:46:09	0.47	0.00	14.25	5.25				

< END RUN 1
 RUN AVGS

NOX	CO	O2	CO2
91.93	138.74	11.44	8.31

172.5 NOX
 172.90

0 CO
 0.00

0 O2
 -0.02

0 CO2
 0.04

315.3 CO
 295.97

14.01 O2
 14.25

5.93 CO2
 5.24

0 NOX
 0.56

5/4/2005	12:46:24	0.37	0.00	14.25	5.25
5/4/2005	12:46:39	0.37	0.00	14.25	5.25
5/4/2005	12:46:54	0.37	0.00	14.26	5.25
5/4/2005	12:47:09	0.37	0.00	14.25	5.26
5/4/2005	12:47:24	0.47	0.00	14.42	5.14
5/4/2005	12:47:39	6.54	0.00	14.09	5.36
5/4/2005	12:47:54	68.77	2.11	11.36	8.59
5/4/2005	12:48:09	102.15	13.35	9.81	9.96
5/4/2005	12:48:24	85.51	50.06	8.60	11.09
5/4/2005	12:48:39	100.02	147.50	9.16	10.49
5/4/2005	12:48:54	103.25	197.55	9.56	10.12
5/4/2005	12:49:09	106.28	138.84	9.50	10.19
5/4/2005	12:49:24	104.55	90.15	9.45	10.24
5/4/2005	12:49:39	103.03	86.30	9.77	9.94
5/4/2005	12:49:54	102.86	96.17	9.80	9.91
5/4/2005	12:50:09	102.86	112.27	9.78	9.93
5/4/2005	12:50:24	103.32	134.53	10.11	9.67
5/4/2005	12:50:39	103.83	143.79	10.68	9.14
5/4/2005	12:50:54	108.01	141.41	10.76	9.04
5/4/2005	12:51:09	110.34	129.32	10.44	9.37
5/4/2005	12:51:24	111.17	106.74	10.45	9.32
5/4/2005	12:51:39	108.30	84.19	10.50	9.31
5/4/2005	12:51:54	108.56	76.53	10.53	9.25
5/4/2005	12:52:09	107.73	83.78	10.68	9.14
5/4/2005	12:52:24	108.28	86.26	10.71	9.09
5/4/2005	12:52:39	111.19	86.27	10.41	9.37
5/4/2005	12:52:54	110.14	78.34	10.26	9.49
5/4/2005	12:53:09	113.10	74.70	10.39	9.36
5/4/2005	12:53:24	113.02	79.98	10.72	9.08
5/4/2005	12:53:39	114.98	84.59	10.96	8.85
5/4/2005	12:53:54	118.51	87.99	10.78	9.03
5/4/2005	12:54:09	118.82	91.23	10.74	9.07
5/4/2005	12:54:24	112.26	86.29	11.14	8.68
5/4/2005	12:54:39	112.88	89.78	10.97	8.85
5/4/2005	12:54:54	108.44	86.98	11.29	8.56
5/4/2005	12:55:09	107.13	73.55	11.41	8.45
5/4/2005	12:55:24	109.76	65.12	11.21	8.64
5/4/2005	12:55:39	108.79	68.97	11.16	8.66
5/4/2005	12:55:54	108.72	74.74	10.77	9.02
5/4/2005	12:56:09	107.06	74.74	10.67	9.11
5/4/2005	12:56:24	106.04	76.49	10.97	8.85
5/4/2005	12:56:39	107.78	87.66	11.15	8.69
5/4/2005	12:56:54	110.68	89.40	11.20	8.64
5/4/2005	12:57:09	110.97	86.28	11.39	8.47
5/4/2005	12:57:24	107.49	88.84	11.83	8.06
5/4/2005	12:57:39	105.51	100.40	11.29	8.50
5/4/2005	12:57:54	108.08	112.10	10.94	8.89
5/4/2005	12:58:09	110.45	112.35	11.46	8.41
5/4/2005	12:58:24	106.11	112.35	12.17	7.77
5/4/2005	12:58:39	107.17	125.92	12.25	7.69
5/4/2005	12:58:54	108.26	148.67	12.22	7.73
5/4/2005	12:59:09	110.52	151.61	12.10	7.83
5/4/2005	12:59:24	112.51	140.55	11.80	8.08
5/4/2005	12:59:39	120.64	123.19	11.55	8.33
5/4/2005	12:59:54	116.17	110.63	11.97	7.93

5/4/2005	13:00:09	103.15	110.89	12.68	7.31
5/4/2005	13:00:24	91.31	124.27	13.30	6.78
5/4/2005	13:00:39	85.23	137.78	13.58	6.53
5/4/2005	13:00:54	84.75	158.13	13.67	6.44
5/4/2005	13:01:09	86.83	177.28	13.73	6.39
5/4/2005	13:01:24	83.57	187.20	13.90	6.25
5/4/2005	13:01:39	79.79	197.24	13.92	6.23
5/4/2005	13:01:54	78.48	211.38	13.91	6.24
5/4/2005	13:02:09	78.30	214.33	14.04	6.12
5/4/2005	13:02:24	77.46	237.54	13.94	6.20
5/4/2005	13:02:39	77.92	267.51	13.77	6.35
5/4/2005	13:02:54	75.83	298.43	14.04	6.12
5/4/2005	13:03:09	72.20	330.88	14.18	6.00
5/4/2005	13:03:24	67.82	395.97	14.73	5.51
5/4/2005	13:03:39	64.31	488.90	15.30	4.95
5/4/2005	13:03:54	68.77	742.64	14.99	5.19
5/4/2005	13:04:09	68.54	1028.09	15.28	4.97
5/4/2005	13:04:24	58.20	1297.77	15.92	4.33
5/4/2005	13:04:39	60.32	1906.88	15.89	4.40
5/4/2005	13:04:54	62.28	2560.01	15.93	4.35
5/4/2005	13:05:09	63.56	2377.10	15.84	4.47
5/4/2005	13:05:24	64.13	2041.80	15.90	4.41
5/4/2005	13:05:39	64.17	1786.84	15.98	4.35
5/4/2005	13:05:54	65.20	1548.59	15.86	4.46
5/4/2005	13:06:09	65.05	1382.06	15.73	4.58
5/4/2005	13:06:24	62.59	1140.37	15.59	4.70
5/4/2005	13:06:39	62.23	1036.34	15.41	4.87
5/4/2005	13:06:54	64.53	1016.48	15.33	4.94
5/4/2005	13:07:09	74.77	980.24	13.92	6.21
5/4/2005	13:07:24	71.95	745.79	13.63	6.48
5/4/2005	13:07:39	72.13	490.74	13.81	6.28
5/4/2005	13:07:54	75.57	325.42	13.67	6.43
5/4/2005	13:08:09	76.80	313.04	13.98	6.15
5/4/2005	13:08:24	76.79	384.30	13.97	6.18
5/4/2005	13:08:39	72.01	366.96	14.26	5.92
5/4/2005	13:08:54	65.61	390.99	15.03	5.22
5/4/2005	13:09:09	61.47	558.04	15.33	4.96
5/4/2005	13:09:24	60.24	936.46	15.85	4.50
5/4/2005	13:09:39	58.75	1210.16	16.30	4.11
5/4/2005	13:09:54	55.25	1322.31	16.67	3.76
5/4/2005	13:10:09	52.68	1412.60	16.96	3.50
5/4/2005	13:10:24	53.45	1634.99	17.09	3.39
5/4/2005	13:10:39	52.04	1699.62	17.28	3.20
5/4/2005	13:10:54	51.85	1736.86	17.15	3.31
5/4/2005	13:11:09	53.21	1914.96	16.87	3.58
5/4/2005	13:11:24	54.92	2168.55	16.80	3.65
5/4/2005	13:11:39	56.84	2131.42	16.57	3.85
5/4/2005	13:11:54	58.34	2013.43	15.89	4.44
5/4/2005	13:12:09	62.30	2241.50	15.37	4.93
5/4/2005	13:12:24	65.67	2638.97	15.19	5.12
5/4/2005	13:12:39	66.88	2517.31	15.22	5.09
5/4/2005	13:12:54	70.38	2157.35	15.05	5.30
5/4/2005	13:13:09	67.10	1866.15	16.12	4.33
5/4/2005	13:13:24	69.77	1505.33	16.33	4.13
5/4/2005	13:13:39	62.84	1355.32	16.99	3.55

5/4/2005	13:13:54	55.13	1353.20	17.47	3.11
5/4/2005	13:14:09	52.73	1504.61	17.73	2.87
5/4/2005	13:14:24	51.17	1708.79	17.88	2.74
5/4/2005	13:14:39	50.44	1763.73	18.02	2.62
5/4/2005	13:14:54	50.01	1779.28	17.63	2.86
5/4/2005	13:15:09	60.68	1726.14	15.49	4.75
5/4/2005	13:15:24	69.66	1450.76	14.67	5.60
5/4/2005	13:15:39	83.11	923.08	13.44	6.64
5/4/2005	13:15:54	92.27	417.47	12.95	7.14
5/4/2005	13:16:09	81.53	208.02	14.06	6.11
5/4/2005	13:16:24	73.07	131.76	14.75	5.47
5/4/2005	13:16:39	72.33	211.42	15.11	5.20
5/4/2005	13:16:54	57.04	327.35	16.09	4.26
5/4/2005	13:17:09	54.75	488.79	16.58	3.82
5/4/2005	13:17:24	53.77	721.23	16.71	3.70
5/4/2005	13:17:39	53.11	813.06	16.49	3.88
5/4/2005	13:17:54	56.65	920.70	15.59	4.75
5/4/2005	13:18:09	57.79	992.72	15.54	4.78
5/4/2005	13:18:24	57.40	941.70	15.68	4.63
5/4/2005	13:18:39	59.32	926.43	15.55	4.74
5/4/2005	13:18:54	62.70	979.96	15.38	4.88
5/4/2005	13:19:09	62.99	933.98	15.34	4.90
5/4/2005	13:19:24	64.40	853.78	15.21	5.02
5/4/2005	13:19:39	74.57	800.40	14.50	5.68
5/4/2005	13:19:54	70.91	682.60	14.66	5.52
5/4/2005	13:20:09	62.79	561.70	15.16	5.06
5/4/2005	13:20:24	61.97	597.49	15.24	5.00
5/4/2005	13:20:39	60.69	678.90	15.55	4.71
5/4/2005	13:20:54	60.52	728.54	15.57	4.70
5/4/2005	13:21:09	60.22	781.64	15.63	4.65
5/4/2005	13:21:24	57.96	850.17	15.80	4.48
5/4/2005	13:21:39	57.86	903.55	15.84	4.45
5/4/2005	13:21:54	57.92	975.13	15.82	4.45
5/4/2005	13:22:09	57.26	1022.41	15.67	4.60
5/4/2005	13:22:24	58.16	1083.71	15.64	4.63
5/4/2005	13:22:39	60.50	1148.77	15.41	4.79
5/4/2005	13:22:54	67.05	1124.01	14.83	5.43
5/4/2005	13:23:09	59.55	988.11	15.39	4.83
5/4/2005	13:23:24	56.87	951.36	15.57	4.66
5/4/2005	13:23:39	57.28	1237.20	15.66	4.60
5/4/2005	13:23:54	56.65	1529.23	15.90	4.37
5/4/2005	13:24:09	54.97	1594.02	16.15	4.12
5/4/2005	13:24:24	55.45	1704.49	16.20	4.08
5/4/2005	13:24:39	55.77	1795.47	16.34	3.97
5/4/2005	13:24:54	55.58	1803.20	16.27	4.00
5/4/2005	13:25:09	62.39	1784.35	15.80	4.51
5/4/2005	13:25:24	54.12	1640.63	16.06	4.16
5/4/2005	13:25:39	53.34	1606.72	16.14	4.11
5/4/2005	13:25:54	59.93	1799.04	15.75	4.49
5/4/2005	13:26:09	53.95	1754.21	16.15	4.09
5/4/2005	13:26:24	50.85	1569.03	16.25	3.99
5/4/2005	13:26:39	54.95	1795.32	16.03	4.21
5/4/2005	13:26:54	58.77	1946.92	15.72	4.51
5/4/2005	13:27:09	62.10	1713.35	15.41	4.80
5/4/2005	13:27:24	65.68	1374.16	15.26	4.98

5/4/2005	13:27:39	64.50	1063.45	15.43	4.80
5/4/2005	13:27:54	64.01	792.94	15.42	4.79
5/4/2005	13:28:09	64.32	702.44	15.18	5.02
5/4/2005	13:28:24	62.91	685.89	15.43	4.81
5/4/2005	13:28:39	60.07	678.57	15.72	4.53
5/4/2005	13:28:54	59.81	719.04	15.73	4.50
5/4/2005	13:29:09	67.23	773.05	15.15	5.07
5/4/2005	13:29:24	60.99	742.71	15.42	4.80
5/4/2005	13:29:39	58.24	770.89	15.72	4.50
5/4/2005	13:29:54	58.78	936.52	15.75	4.48
5/4/2005	13:30:09	58.24	1035.18	15.75	4.48
5/4/2005	13:30:24	56.63	1081.08	15.91	4.32
5/4/2005	13:30:39	56.28	1136.04	15.96	4.26
5/4/2005	13:30:54	55.61	1235.63	16.03	4.20
5/4/2005	13:31:09	54.68	1304.75	16.19	4.06
5/4/2005	13:31:24	54.39	1408.43	16.17	4.06
5/4/2005	13:31:39	54.97	1524.44	16.19	4.04
5/4/2005	13:31:54	55.09	1645.18	16.39	3.86
5/4/2005	13:32:09	60.58	1646.11	15.88	4.33
5/4/2005	13:32:24	60.65	1538.77	15.70	4.51
5/4/2005	13:32:39	52.77	1435.48	16.11	4.09
5/4/2005	13:32:54	52.53	1668.27	16.09	4.09
5/4/2005	13:33:09	54.94	1952.32	16.10	4.10
5/4/2005	13:33:24	55.53	2139.01	16.26	3.96
5/4/2005	13:33:39	55.50	2090.11	16.32	3.91
5/4/2005	13:33:54	54.04	1942.32	16.36	3.84
5/4/2005	13:34:09	61.38	1911.81	15.67	4.50
5/4/2005	13:34:24	58.06	1779.31	15.96	4.23
5/4/2005	13:34:39	56.48	1563.25	16.03	4.15
5/4/2005	13:34:54	57.48	1542.91	15.87	4.28
5/4/2005	13:35:09	60.01	1649.33	15.39	4.70
5/4/2005	13:35:24	68.60	1702.45	14.73	5.39
5/4/2005	13:35:39	63.61	1577.24	15.21	4.92
5/4/2005	13:35:54	62.30	1283.00	15.54	4.62
5/4/2005	13:36:09	60.96	1186.58	15.71	4.47
5/4/2005	13:36:24	60.79	1230.17	15.97	4.25
5/4/2005	13:36:39	60.04	1243.28	16.14	4.09
5/4/2005	13:36:54	57.39	1170.19	16.24	3.97
5/4/2005	13:37:09	56.79	1186.57	16.20	4.01
5/4/2005	13:37:24	61.60	1350.45	15.80	4.39
5/4/2005	13:37:39	60.36	1382.54	15.94	4.24
5/4/2005	13:37:54	58.78	1334.73	15.97	4.21
5/4/2005	13:38:09	62.23	1383.02	15.80	4.37
5/4/2005	13:38:24	68.73	1372.24	15.36	4.77
5/4/2005	13:38:39	68.85	1193.36	15.51	4.65
5/4/2005	13:38:54	58.12	993.63	15.83	4.31
5/4/2005	13:39:09	68.45	1168.29	15.12	5.02
5/4/2005	13:39:24	65.46	1216.05	15.34	4.79
5/4/2005	13:39:39	53.96	1006.32	15.93	4.23
5/4/2005	13:39:54	53.13	1325.77	16.00	4.13
5/4/2005	13:40:09	61.06	1739.98	14.91	4.96
5/4/2005	13:40:24	75.80	1701.41	13.95	5.84
5/4/2005	13:40:39	61.83	1136.06	14.71	5.09
5/4/2005	13:40:54	49.93	745.32	15.33	4.49
5/4/2005	13:41:09	49.30	975.66	15.47	4.38

5/4/2005	13:41:24	51.87	1311.51	15.40	4.43
5/4/2005	13:41:39	60.92	1345.84	14.60	5.19
5/4/2005	13:41:54	66.01	1167.54	14.10	5.64
5/4/2005	13:42:09	65.72	982.59	14.34	5.41
5/4/2005	13:42:24	63.54	887.98	14.63	5.16
5/4/2005	13:42:39	62.58	844.59	14.24	5.45
5/4/2005	13:42:54	72.29	876.26	13.32	6.42
5/4/2005	13:43:09	63.48	846.23	14.03	5.68
5/4/2005	13:43:24	54.53	686.80	14.39	5.36
5/4/2005	13:43:39	56.27	736.77	14.58	5.20
5/4/2005	13:43:54	58.47	856.46	14.80	5.01
5/4/2005	13:44:09	57.58	833.03	14.99	4.82
5/4/2005	13:44:24	62.52	783.36	14.61	5.15
5/4/2005	13:44:39	70.37	792.21	13.81	5.90
5/4/2005	13:44:54	72.65	642.58	13.82	5.91
5/4/2005	13:45:09	64.14	491.51	14.44	5.32
5/4/2005	13:45:24	61.31	468.50	14.38	5.36
5/4/2005	13:45:39	62.99	525.57	14.02	5.67
5/4/2005	13:45:54	70.88	503.95	13.02	6.56
5/4/2005	13:46:09	75.29	434.30	12.69	6.88
5/4/2005	13:46:24	73.83	395.89	12.85	6.73
5/4/2005	13:46:39	76.50	433.56	12.88	6.69
5/4/2005	13:46:54	81.18	481.75	12.76	6.81
5/4/2005	13:47:09	83.43	457.67	12.60	6.95
5/4/2005	13:47:24	84.47	399.82	12.73	6.85
5/4/2005	13:47:39	75.65	352.43	13.25	6.38
5/4/2005	13:47:54	74.26	346.03	13.73	6.07
5/4/2005	13:48:09	72.64	366.07	14.36	5.61
5/4/2005	13:48:24	73.31	377.29	14.46	5.56
5/4/2005	13:48:39	73.08	389.70	14.71	5.33
5/4/2005	13:48:54	69.92	400.15	14.93	5.12
5/4/2005	13:49:09	67.93	396.74	15.00	5.07
5/4/2005	13:49:24	67.55	409.70	14.83	5.18
5/4/2005	13:49:39	69.38	419.65	14.60	5.43
5/4/2005	13:49:54	63.43	426.53	14.97	5.05
5/4/2005	13:50:09	65.99	496.99	14.76	5.23
5/4/2005	13:50:24	76.70	586.04	13.75	6.14
5/4/2005	13:50:39	78.72	568.35	13.75	6.14
5/4/2005	13:50:54	74.52	572.69	14.11	5.79
5/4/2005	13:51:09	71.73	684.70	14.06	5.86
5/4/2005	13:51:24	69.54	856.10	14.42	5.53
5/4/2005	13:51:39	73.74	969.20	14.47	5.48
5/4/2005	13:51:54	75.31	951.91	14.50	5.46
5/4/2005	13:52:09	75.45	827.42	14.52	5.43
5/4/2005	13:52:24	71.08	692.24	14.46	5.47
5/4/2005	13:52:39	69.17	683.03	14.40	5.53
5/4/2005	13:52:54	69.50	785.91	14.48	5.46
5/4/2005	13:53:09	66.45	832.49	14.76	5.19
5/4/2005	13:53:24	68.29	812.00	14.53	5.38
5/4/2005	13:53:39	80.33	801.22	14.16	5.76
5/4/2005	13:53:54	81.05	681.86	14.38	5.55
5/4/2005	13:54:09	85.20	533.23	13.83	5.98
5/4/2005	13:54:24	93.79	419.70	13.86	6.03
5/4/2005	13:54:39	85.18	356.06	14.09	5.80
5/4/2005	13:54:54	78.51	317.05	14.36	5.54

5/4/2005	13:55:09	79.07	362.69	14.26	5.63
5/4/2005	13:55:24	81.64	408.26	14.23	5.66
5/4/2005	13:55:39	78.99	399.05	14.41	5.51
5/4/2005	13:55:54	71.57	387.25	14.89	5.07
5/4/2005	13:56:09	66.27	407.29	15.34	4.66
5/4/2005	13:56:24	65.63	431.45	15.15	4.82
5/4/2005	13:56:39	70.57	474.95	14.66	5.26
5/4/2005	13:56:54	71.65	512.10	14.50	5.41
5/4/2005	13:57:09	74.58	513.71	14.24	5.60
5/4/2005	13:57:24	78.53	538.99	13.95	5.87
5/4/2005	13:57:39	69.21	595.93	14.46	5.39
5/4/2005	13:57:54	77.36	711.44	14.25	5.61
5/4/2005	13:58:09	79.41	718.91	14.24	5.62
5/4/2005	13:58:24	77.09	518.30	14.33	5.52
5/4/2005	13:58:39	77.67	447.35	14.32	5.55
5/4/2005	13:58:54	71.91	419.21	14.54	5.35
5/4/2005	13:59:09	68.61	421.11	14.63	5.25
5/4/2005	13:59:24	73.89	509.62	14.31	5.53
5/4/2005	13:59:39	67.32	521.16	14.09	5.71
5/4/2005	13:59:54	64.70	567.13	14.18	5.63
5/4/2005	14:00:09	67.24	694.32	14.01	5.77
5/4/2005	14:00:24	77.54	778.73	13.43	6.32
5/4/2005	14:00:39	82.36	706.07	13.20	6.51
5/4/2005	14:00:54	79.78	515.50	13.41	6.31
5/4/2005	14:01:09	79.60	452.56	13.81	5.96
5/4/2005	14:01:24	78.38	455.58	14.07	5.73
5/4/2005	14:01:39	76.61	459.45	14.05	5.74
5/4/2005	14:01:54	72.11	497.81	14.06	5.72
5/4/2005	14:02:09	69.32	578.94	14.28	5.53
5/4/2005	14:02:24	69.86	690.69	14.55	5.29
5/4/2005	14:02:39	59.47	744.75	15.00	4.87
5/4/2005	14:02:54	57.96	869.63	14.94	4.93
5/4/2005	14:03:09	64.50	1109.79	14.65	5.19
5/4/2005	14:03:24	77.39	1189.25	14.02	5.75
5/4/2005	14:03:39	85.47	919.13	13.67	6.08
5/4/2005	14:03:54	85.40	550.57	13.77	5.98
5/4/2005	14:04:09	78.65	415.26	14.14	5.65
5/4/2005	14:04:24	68.38	368.00	14.71	5.13
5/4/2005	14:04:39	67.04	409.70	14.56	5.26
5/4/2005	14:04:54	74.58	559.13	14.14	5.66
5/4/2005	14:05:09	74.97	601.03	14.32	5.49
5/4/2005	14:05:24	71.19	522.45	14.53	5.30
5/4/2005	14:05:39	66.19	514.21	14.78	5.08
5/4/2005	14:05:54	64.74	604.19	14.68	5.15
5/4/2005	14:06:09	67.81	705.81	14.66	5.20
5/4/2005	14:06:24	68.73	720.88	14.82	5.05
5/4/2005	14:06:39	67.77	650.62	14.83	5.02
5/4/2005	14:06:54	70.68	625.43	14.79	5.06
5/4/2005	14:07:09	66.85	589.66	14.71	5.14
5/4/2005	14:07:24	56.33	557.61	15.14	4.72
5/4/2005	14:07:39	54.97	768.69	15.27	4.61
5/4/2005	14:07:54	55.10	1115.03	15.20	4.68
5/4/2005	14:08:09	59.31	1273.81	15.11	4.75
5/4/2005	14:08:24	68.20	1349.61	14.71	5.11
5/4/2005	14:08:39	55.75	1226.66	15.41	4.48

5/4/2005	14:08:54	51.14	1232.56	15.77	4.12
5/4/2005	14:09:09	54.80	1525.68	15.21	4.64
5/4/2005	14:09:24	57.99	1775.74	14.79	4.98
5/4/2005	14:09:39	61.64	1824.12	14.31	5.39
5/4/2005	14:09:54	70.45	1938.08	13.87	5.82
5/4/2005	14:10:09	75.50	1924.88	13.93	5.79
5/4/2005	14:10:24	78.20	1479.79	14.24	5.51
5/4/2005	14:10:39	77.69	1048.16	14.46	5.34
5/4/2005	14:10:54	72.91	747.76	14.44	5.34
5/4/2005	14:11:09	70.41	773.38	14.44	5.33
5/4/2005	14:11:24	76.04	974.87	14.24	5.52
5/4/2005	14:11:39	76.96	986.52	13.98	5.75
5/4/2005	14:11:54	79.90	853.31	13.86	5.89
5/4/2005	14:12:09	85.52	763.92	13.70	6.05
5/4/2005	14:12:24	84.29	457.64	13.91	5.84
5/4/2005	14:12:39	84.23	267.19	13.74	6.00
5/4/2005	14:12:54	86.03	195.55	13.42	6.26
5/4/2005	14:13:09	92.38	207.69	13.22	6.47
5/4/2005	14:13:24	88.84	183.62	13.38	6.32
5/4/2005	14:13:39	82.35	147.33	13.63	6.11
5/4/2005	14:13:54	78.24	154.00	13.74	6.02
5/4/2005	14:14:09	78.70	188.88	13.85	5.93
5/4/2005	14:14:24	76.47	222.42	13.90	5.90
5/4/2005	14:14:39	77.58	265.78	13.83	5.96
5/4/2005	14:14:54	76.72	300.65	14.14	5.71
5/4/2005	14:15:09	72.10	274.15	14.48	5.39
5/4/2005	14:15:24	66.56	271.92	14.55	5.31
5/4/2005	14:15:39	66.89	382.01	14.53	5.36
5/4/2005	14:15:54	68.15	580.27	14.47	5.40
5/4/2005	14:16:09	72.06	629.00	14.27	5.60
5/4/2005	14:16:24	68.07	556.87	14.56	5.33
5/4/2005	14:16:39	65.81	527.11	14.56	5.32
5/4/2005	14:16:54	64.96	602.38	14.38	5.49
5/4/2005	14:17:09	72.01	682.82	14.30	5.61
5/4/2005	14:17:24	72.82	599.17	14.22	5.66
5/4/2005	14:17:39	69.37	424.02	14.26	5.63
5/4/2005	14:17:54	67.06	397.20	14.49	5.42
5/4/2005	14:18:09	66.14	489.01	14.43	5.48
5/4/2005	14:18:24	63.30	531.26	14.53	5.39
5/4/2005	14:18:39	64.99	629.26	14.55	5.39
5/4/2005	14:18:54	66.33	707.66	14.45	5.47
5/4/2005	14:19:09	71.76	744.31	14.01	5.87
5/4/2005	14:19:24	80.32	695.52	13.77	6.11
5/4/2005	14:19:39	73.75	525.38	14.01	5.89
5/4/2005	14:19:54	69.30	355.21	14.29	5.63
5/4/2005	14:20:09	69.97	408.55	14.41	5.58
5/4/2005	14:20:24	68.33	483.48	14.47	5.49
5/4/2005	14:20:39	68.10	472.74	14.44	5.55
5/4/2005	14:20:54	66.82	485.62	14.46	5.50
5/4/2005	14:21:09	71.24	549.32	14.40	5.58
5/4/2005	14:21:24	68.87	581.82	14.48	5.48
5/4/2005	14:21:39	68.75	552.07	14.17	5.75
5/4/2005	14:21:54	68.55	625.95	14.66	5.45
5/4/2005	14:22:09	67.74	669.93	15.52	4.81
5/4/2005	14:22:24	70.45	685.42	15.25	5.09

5/4/2005	14:22:39	74.93	729.58	15.19	5.18
5/4/2005	14:22:54	70.75	752.65	15.33	5.02
5/4/2005	14:23:09	67.22	795.36	15.36	5.01
5/4/2005	14:23:24	69.18	956.05	15.36	5.03
5/4/2005	14:23:39	68.10	1056.48	15.44	4.95
5/4/2005	14:23:54	68.05	977.12	15.73	4.70
5/4/2005	14:24:09	64.85	916.41	15.91	4.52
5/4/2005	14:24:24	65.01	963.34	15.88	4.57
5/4/2005	14:24:39	61.28	1043.92	15.84	4.58
5/4/2005	14:24:54	67.40	1231.76	15.59	4.85
5/4/2005	14:25:09	70.71	1309.59	15.62	4.83
5/4/2005	14:25:24	70.54	1011.65	15.51	4.92
5/4/2005	14:25:39	66.70	823.62	15.54	4.86
5/4/2005	14:25:54	63.82	886.76	14.84	5.34
5/4/2005	14:26:09	68.72	1105.85	15.02	5.21
5/4/2005	14:26:24	64.67	1049.52	15.13	5.09
5/4/2005	14:26:39	63.90	888.23	15.01	5.20
5/4/2005	14:26:54	58.83	976.60	15.06	5.12
5/4/2005	14:27:09	60.73	1235.70	15.31	4.94
5/4/2005	14:27:24	63.31	1729.80	16.26	4.09
5/4/2005	14:27:39	55.20	1587.69	16.97	3.40
5/4/2005	14:27:54	49.17	1090.86	17.33	3.05
5/4/2005	14:28:09	44.14	984.22	17.80	2.59
5/4/2005	14:28:24	39.24	924.61	18.10	2.30
5/4/2005	14:28:39	37.39	751.44	18.09	2.27
5/4/2005	14:28:54	36.85	539.30	18.00	2.35
5/4/2005	14:29:09	31.34	509.25	18.51	1.94
5/4/2005	14:29:24	28.13	486.37	18.67	1.78
5/4/2005	14:29:39	26.47	426.31	18.77	1.70
5/4/2005	14:29:54	25.37	359.57	18.84	1.63
5/4/2005	14:30:09	24.09	317.42	18.92	1.57
5/4/2005	14:30:24	23.01	286.12	18.96	1.53
5/4/2005	14:30:39	21.96	265.98	19.02	1.48
5/4/2005	14:30:54	22.03	246.10	18.68	1.70
5/4/2005	14:31:09	23.02	221.26	18.27	2.00
5/4/2005	14:31:24	22.65	200.29	18.23	2.02
5/4/2005	14:31:39	23.85	187.25	18.06	2.16
5/4/2005	14:31:54	31.00	192.41	17.68	2.54
5/4/2005	14:32:09	29.45	242.98	17.78	2.43
5/4/2005	14:32:24	28.26	288.05	17.86	2.35
5/4/2005	14:32:39	26.98	252.51	17.94	2.30
5/4/2005	14:32:54	25.57	210.67	17.98	2.25
5/4/2005	14:33:09	25.98	196.87	17.54	2.59
5/4/2005	14:33:24	32.82	353.34	16.84	3.22
5/4/2005	14:33:39	37.19	868.58	16.51	3.51
5/4/2005	14:33:54	40.28	1730.80	16.43	3.60
5/4/2005	14:34:09	43.69	2121.11	16.27	3.75
5/4/2005	14:34:24	48.38	2122.18	15.82	4.18
5/4/2005	14:34:39	50.80	1942.59	15.61	4.35
5/4/2005	14:34:54	52.84	1896.54	15.42	4.54
5/4/2005	14:35:09	52.01	2031.96	15.41	4.54
5/4/2005	14:35:24	54.49	2209.58	15.23	4.73
5/4/2005	14:35:39	55.30	2203.69	15.14	4.79
5/4/2005	14:35:54	57.54	2057.23	14.97	4.96
5/4/2005	14:36:09	59.19	1970.77	14.62	5.28

5/4/2005	14:36:24	61.21	1822.86	14.20	5.69
5/4/2005	14:36:39	61.36	1655.55	14.12	5.73
5/4/2005	14:36:54	61.86	1495.38	13.96	5.89
5/4/2005	14:37:09	63.41	1475.06	13.57	6.25
5/4/2005	14:37:24	67.71	1572.93	13.42	6.40
5/4/2005	14:37:39	68.73	1486.90	13.24	6.56
5/4/2005	14:37:54	73.19	1315.32	12.74	7.04
5/4/2005	14:38:09	74.55	1177.54	12.77	7.04
5/4/2005	14:38:24	68.09	830.72	12.77	6.98
5/4/2005	14:38:39	79.33	919.48	12.28	7.49
5/4/2005	14:38:54	84.18	954.41	11.76	7.99
5/4/2005	14:39:09	87.21	544.65	11.49	8.22
5/4/2005	14:39:24	86.15	168.58	11.18	8.50
5/4/2005	14:39:39	91.83	70.95	11.05	8.63
5/4/2005	14:39:54	100.58	44.10	11.01	8.67
5/4/2005	14:40:09	104.60	40.26	10.98	8.70
5/4/2005	14:40:24	107.48	40.27	10.88	8.78
5/4/2005	14:40:39	108.15	44.10	10.92	8.72
5/4/2005	14:40:54	105.85	46.01	10.89	8.73
5/4/2005	14:41:09	108.75	46.03	10.64	8.99
5/4/2005	14:41:24	101.35	44.49	10.98	8.65
5/4/2005	14:41:39	94.43	40.28	11.45	8.23
5/4/2005	14:41:54	97.04	40.22	11.04	8.59
5/4/2005	14:42:09	93.47	40.26	11.93	7.81
5/4/2005	14:42:24	72.08	40.28	14.64	5.41
5/4/2005	14:42:39	19.88	36.81	19.82	0.80
5/4/2005	14:42:54	2.86	22.95	21.11	0.09
5/4/2005	14:43:09	2.21	13.27	21.17	0.07
5/4/2005	14:43:24	2.39	4.27	21.15	0.09
5/4/2005	14:43:39	1.86	3.81	21.20	0.07
5/4/2005	14:43:54	1.70	4.26	21.21	0.07
5/4/2005	14:44:09	2.97	0.00	20.98	0.21
5/4/2005	14:44:24	8.33	0.00	20.49	0.53
5/4/2005	14:44:39	55.71	4.62	15.18	5.34
5/4/2005	14:44:54	115.48	11.24	10.99	9.14
5/4/2005	14:45:09	124.18	40.00	11.75	8.47
5/4/2005	14:45:24	124.38	75.18	11.93	8.37
5/4/2005	14:45:39	120.36	89.77	12.16	8.16
5/4/2005	14:45:54	117.33	91.55	12.48	7.87
5/4/2005	14:46:09	115.39	91.54	12.67	7.70
5/4/2005	14:46:24	112.56	91.55	12.70	7.66
5/4/2005	14:46:39	112.04	94.24	12.31	8.03
5/4/2005	14:46:54	111.27	94.46	12.03	8.30
5/4/2005	14:47:09	114.36	84.66	11.73	8.57
5/4/2005	14:47:24	124.96	67.87	11.50	8.83
5/4/2005	14:47:39	99.64	60.96	12.60	7.75
5/4/2005	14:47:54	89.65	113.47	12.82	7.56
5/4/2005	14:48:09	91.79	220.52	12.65	7.76
5/4/2005	14:48:24	97.69	232.75	12.62	7.81
5/4/2005	14:48:39	98.90	159.48	12.30	8.10
5/4/2005	14:48:54	106.95	85.98	11.70	8.68
5/4/2005	14:49:09	112.41	72.17	11.93	8.47
5/4/2005	14:49:24	112.44	64.13	11.81	8.56
5/4/2005	14:49:39	111.05	60.95	11.71	8.67
5/4/2005	14:49:54	109.46	66.29	11.91	8.47

5/4/2005	14:50:09	112.40	73.61	12.05	8.34	
5/4/2005	14:50:24	111.94	74.74	11.90	8.45	
5/4/2005	14:50:39	112.74	74.48	11.51	8.86	
5/4/2005	14:50:54	100.06	68.64	12.30	8.11	
5/4/2005	14:51:09	95.33	68.64	12.39	8.01	
5/4/2005	14:51:24	105.73	74.49	12.01	8.37	
5/4/2005	14:51:39	111.30	74.78	11.90	8.48	
5/4/2005	14:51:54	112.88	74.76	11.87	8.49	
5/4/2005	14:52:09	113.31	74.78	11.83	8.52	
5/4/2005	14:52:24	112.22	76.51	11.92	8.46	
5/4/2005	14:52:39	109.09	80.31	12.15	8.21	
5/4/2005	14:52:54	111.38	89.30	11.93	8.42	
5/4/2005	14:53:09	114.21	95.93	11.93	8.42	
5/4/2005	14:53:24	114.96	91.88	11.90	8.45	
5/4/2005	14:53:39	114.25	88.04	11.80	8.53	
5/4/2005	14:53:54	105.26	80.11	12.09	8.26	
5/4/2005	14:54:09	97.52	80.05	12.47	7.91	
5/4/2005	14:54:24	103.36	94.83	12.14	8.19	
5/4/2005	14:54:39	113.52	103.74	11.69	8.65	
5/4/2005	14:54:54	120.08	99.74	11.71	8.61	
5/4/2005	14:55:09	116.47	93.03	11.91	8.43	
5/4/2005	14:55:24	110.50	91.58	12.42	7.93	
5/4/2005	14:55:39	110.67	94.52	12.61	7.77	
5/4/2005	14:55:54	105.66	102.35	13.03	7.38	
5/4/2005	14:56:09	103.90	108.58	13.07	7.33	
5/4/2005	14:56:24	106.24	120.32	12.97	7.43	
5/4/2005	14:56:39	105.93	117.13	12.96	7.45	
5/4/2005	14:56:54	104.48	110.99	12.95	7.46	
5/4/2005	14:57:09	90.41	113.64	13.40	7.03	
5/4/2005	14:57:24	88.00	189.08	13.55	6.89	
5/4/2005	14:57:39	91.74	263.54	13.22	7.20	
5/4/2005	14:57:54	95.14	256.20	13.20	7.23	
5/4/2005	14:58:09	99.50	200.57	13.33	7.12	
5/4/2005	14:58:24	96.90	136.09	13.50	6.93	
5/4/2005	14:58:39	98.89	129.29	13.28	7.15	
5/4/2005	14:58:54	101.30	138.66	12.99	7.42	
5/4/2005	14:59:09	106.14	129.36	12.95	7.45	
5/4/2005	14:59:24	110.11	110.30	12.92	7.48	
5/4/2005	14:59:39	108.66	102.65	13.11	7.30	
5/4/2005	14:59:54	111.62	106.84	12.55	7.80	
5/4/2005	15:00:09	107.65	107.60	12.84	7.60	
5/4/2005	15:00:24	94.29	102.64	13.51	6.91	
5/4/2005	15:00:39	95.24	121.03	13.42	7.03	
5/4/2005	15:00:54	100.43	147.12	13.42	7.02	
5/4/2005	15:01:09	97.09	138.95	13.59	6.86	
5/4/2005	15:01:24	86.95	143.61	13.78	6.45	RE CAL
5/4/2005	15:01:39	41.80	150.59	11.14	3.73	
5/4/2005	15:01:54	148.14	105.23	2.39	0.39	
5/4/2005	15:02:09	173.23	51.02	0.10	0.10	
5/4/2005	15:02:24	174.16	13.50	0.02	0.09	
5/4/2005	15:02:39	174.02	6.42	0.01	0.08	172.5 NOX
5/4/2005	15:02:54	173.93	0.42	0.00	0.08	173.95
5/4/2005	15:03:09	173.90	0.00	0.00	0.07	0 CO
5/4/2005	15:03:24	173.75	2.14	0.00	0.07	0.00
5/4/2005	15:03:39	173.87	2.55	-0.01	0.07	0 O2

5/4/2005	15:03:54	132.61	0.00	0.06	0.08	0.00
5/4/2005	15:04:09	15.13	20.57	0.00	0.08	0 CO2
5/4/2005	15:04:24	2.05	136.34	-0.02	0.08	0.08
5/4/2005	15:04:39	1.62	241.96	-0.02	0.08	315.3 CO
5/4/2005	15:04:54	1.48	287.15	-0.02	0.08	295.65
5/4/2005	15:05:09	1.35	291.69	-0.02	0.08	14.01 O2
5/4/2005	15:05:24	1.25	296.00	-0.02	0.08	14.25
5/4/2005	15:05:39	1.16	296.08	-0.02	0.08	5.93 CO2
5/4/2005	15:05:54	1.15	294.87	-0.03	0.08	5.54
5/4/2005	15:06:09	1.16	294.14	0.03	0.08	0 NOX
5/4/2005	15:06:24	1.04	293.18	2.78	0.91	0.56
5/4/2005	15:06:39	0.96	285.72	11.90	4.87	
5/4/2005	15:06:54	0.96	187.28	14.10	5.49	
5/4/2005	15:07:09	0.78	81.70	14.23	5.52	
5/4/2005	15:07:24	0.77	18.82	14.23	5.53	
5/4/2005	15:07:39	0.77	2.16	14.24	5.54	
5/4/2005	15:07:54	0.77	0.00	14.25	5.54	
5/4/2005	15:08:09	0.76	0.00	14.26	5.54	
5/4/2005	15:08:24	0.68	0.00	14.25	5.55	
5/4/2005	15:08:39	0.56	0.00	14.25	5.56	
5/4/2005	15:08:54	0.56	0.06	14.25	5.56	
5/4/2005	15:09:09	0.56	0.18	14.25	5.56	
5/4/2005	15:09:24	0.56	0.15	14.26	5.57	
5/4/2005	15:09:39	0.56	0.12	14.26	5.58	
5/4/2005	15:09:54	0.56	0.17	14.26	5.58	
5/4/2005	15:10:09	0.56	0.00	14.26	5.58	
5/4/2005	15:10:24	0.80	0.20	14.41	5.48	
5/4/2005	15:10:39	1.72	0.14	14.71	5.22	
5/4/2005	15:10:54	1.43	0.02	14.59	5.32	
5/4/2005	15:11:09	13.40	0.10	16.07	4.14	
5/4/2005	15:11:24	88.34	3.89	13.94	6.79	
5/4/2005	15:11:39	115.50	30.86	13.03	7.58	
5/4/2005	15:11:54	115.76	74.15	12.99	7.58	
5/4/2005	15:12:09	113.61	100.93	13.14	7.44	
5/4/2005	15:12:24	114.44	110.79	13.09	7.49	
5/4/2005	15:12:39	105.97	113.39	13.43	7.18	
5/4/2005	15:12:54	87.46	130.52	13.98	6.63	
5/4/2005	15:13:09	91.91	171.64	13.79	6.85	
5/4/2005	15:13:24	97.77	188.22	13.60	7.01	
5/4/2005	15:13:39	102.79	162.03	13.42	7.18	
5/4/2005	15:13:54	109.61	140.69	12.81	7.74	
5/4/2005	15:14:09	119.25	128.78	12.82	7.74	
5/4/2005	15:14:24	119.22	108.29	12.81	7.73	
5/4/2005	15:14:39	122.41	101.36	12.56	7.97	
5/4/2005	15:14:54	121.15	99.61	12.71	7.84	
5/4/2005	15:15:09	114.70	93.17	12.87	7.68	
5/4/2005	15:15:24	115.28	93.15	12.79	7.74	
5/4/2005	15:15:39	121.64	96.04	11.87	8.60	
5/4/2005	15:15:54	107.50	94.87	12.38	8.15	
5/4/2005	15:16:09	99.72	98.02	12.83	7.71	
5/4/2005	15:16:24	102.18	144.87	12.90	7.63	
5/4/2005	15:16:39	108.71	179.97	12.32	8.18	
5/4/2005	15:16:54	115.63	164.99	11.90	8.58	
5/4/2005	15:17:09	120.69	117.38	12.15	8.35	
5/4/2005	15:17:24	122.07	91.22	12.15	8.34	

5/4/2005	15:17:39	124.28	86.47	12.23	8.26
5/4/2005	15:17:54	127.29	86.42	12.02	8.46
5/4/2005	15:18:09	125.57	86.46	11.85	8.62
5/4/2005	15:18:24	128.25	86.46	12.07	8.41
5/4/2005	15:18:39	127.22	86.43	12.20	8.27
5/4/2005	15:18:54	125.02	86.40	11.89	8.58
5/4/2005	15:19:09	120.08	86.45	12.23	8.25
5/4/2005	15:19:24	120.37	86.46	12.08	8.40
5/4/2005	15:19:39	124.76	86.43	11.95	8.51
5/4/2005	15:19:54	121.70	86.43	12.09	8.40
5/4/2005	15:20:09	105.61	89.64	12.66	7.82
5/4/2005	15:20:24	113.76	99.21	12.34	8.15
5/4/2005	15:20:39	120.21	103.05	12.12	8.37
5/4/2005	15:20:54	120.46	95.01	12.27	8.21
5/4/2005	15:21:09	120.55	88.20	12.04	8.42
5/4/2005	15:21:24	120.80	86.46	12.22	8.25
5/4/2005	15:21:39	120.37	89.76	12.34	8.15
5/4/2005	15:21:54	120.38	91.71	11.87	8.58
5/4/2005	15:22:09	107.10	88.60	12.50	7.97
5/4/2005	15:22:24	101.36	97.72	12.83	7.68
5/4/2005	15:22:39	108.20	116.63	12.82	7.69
5/4/2005	15:22:54	113.55	114.46	12.64	7.85
5/4/2005	15:23:09	117.50	107.31	12.74	7.76
5/4/2005	15:23:24	117.32	99.95	12.85	7.65
5/4/2005	15:23:39	118.22	96.06	12.83	7.67
5/4/2005	15:23:54	122.57	96.09	12.44	8.00
5/4/2005	15:24:09	129.17	93.45	12.13	8.34
5/4/2005	15:24:24	123.56	86.81	12.59	7.87
5/4/2005	15:24:39	114.98	86.46	12.91	7.57
5/4/2005	15:24:54	115.32	98.00	12.74	7.72
5/4/2005	15:25:09	118.05	109.08	12.72	7.77
5/4/2005	15:25:24	90.71	121.88	14.18	6.37
5/4/2005	15:25:39	80.07	277.25	14.54	6.04
5/4/2005	15:25:54	80.87	580.85	14.25	6.28
5/4/2005	15:26:09	89.14	721.16	13.96	6.59
5/4/2005	15:26:24	95.18	655.66	13.82	6.72
5/4/2005	15:26:39	95.99	408.24	13.64	6.89
5/4/2005	15:26:54	100.60	234.18	13.45	7.03
5/4/2005	15:27:09	106.96	171.05	13.05	7.42
5/4/2005	15:27:24	104.09	131.79	13.26	7.21
5/4/2005	15:27:39	110.73	120.49	12.49	7.91
5/4/2005	15:27:54	102.11	126.09	13.21	7.22
5/4/2005	15:28:09	102.31	126.27	12.83	7.60
5/4/2005	15:28:24	115.62	127.96	12.04	8.32
5/4/2005	15:28:39	120.70	114.07	12.12	8.23
5/4/2005	15:28:54	120.15	100.62	12.42	7.96
5/4/2005	15:29:09	117.97	96.11	12.51	7.89
5/4/2005	15:29:24	115.16	101.40	12.88	7.53
5/4/2005	15:29:39	110.51	101.40	13.11	7.31
5/4/2005	15:29:54	112.43	112.83	12.91	7.49
5/4/2005	15:30:09	115.49	120.51	12.62	7.77
5/4/2005	15:30:24	118.09	112.99	12.85	7.56
5/4/2005	15:30:39	114.33	105.59	13.06	7.36
5/4/2005	15:30:54	114.09	112.05	13.03	7.37
5/4/2005	15:31:09	118.94	115.21	12.54	7.81

5/4/2005	15:31:24	123.33	109.10	11.82	8.50
5/4/2005	15:31:39	110.49	105.59	12.75	7.61
5/4/2005	15:31:54	112.02	121.48	12.79	7.56
5/4/2005	15:32:09	109.30	142.25	12.77	7.59
5/4/2005	15:32:24	111.87	146.80	12.74	7.61
5/4/2005	15:32:39	116.48	153.56	12.63	7.70
5/4/2005	15:32:54	119.60	144.26	12.28	8.01
5/4/2005	15:33:09	122.17	138.06	12.19	8.09
5/4/2005	15:33:24	120.09	122.63	12.61	7.68
5/4/2005	15:33:39	119.01	118.43	12.74	7.57
5/4/2005	15:33:54	115.71	129.12	12.62	7.66
5/4/2005	15:34:09	115.34	139.47	12.71	7.57
5/4/2005	15:34:24	114.80	146.53	12.77	7.51
5/4/2005	15:34:39	109.87	161.14	13.04	7.27
5/4/2005	15:34:54	100.64	178.15	13.44	6.90
5/4/2005	15:35:09	98.00	222.35	13.50	6.84
5/4/2005	15:35:24	97.70	323.83	13.48	6.88
5/4/2005	15:35:39	95.14	396.45	13.83	6.54
5/4/2005	15:35:54	93.82	484.70	13.97	6.42
5/4/2005	15:36:09	98.46	548.89	13.63	6.71
5/4/2005	15:36:24	106.93	533.08	13.01	7.28
5/4/2005	15:36:39	115.03	429.26	12.87	7.42
5/4/2005	15:36:54	109.81	256.96	13.23	7.08
5/4/2005	15:37:09	104.07	194.33	13.45	6.89
5/4/2005	15:37:24	98.81	220.96	13.63	6.71
5/4/2005	15:37:39	98.26	303.25	12.89	7.37
5/4/2005	15:37:54	104.53	374.57	13.05	7.24
5/4/2005	15:38:09	103.05	349.94	13.29	7.02
5/4/2005	15:38:24	103.44	369.94	13.31	7.03
5/4/2005	15:38:39	104.29	389.42	13.37	6.96
5/4/2005	15:38:54	107.87	343.83	13.18	7.15
5/4/2005	15:39:09	108.28	300.11	13.19	7.14
5/4/2005	15:39:24	110.35	242.24	13.12	7.19
5/4/2005	15:39:39	113.91	199.30	13.08	7.25
5/4/2005	15:39:54	107.15	167.52	13.39	6.95
5/4/2005	15:40:09	103.62	157.17	13.13	7.20
5/4/2005	15:40:24	105.78	186.65	13.09	7.24
5/4/2005	15:40:39	111.53	197.42	12.75	7.55
5/4/2005	15:40:54	114.93	164.83	12.20	8.04
5/4/2005	15:41:09	116.48	141.87	12.19	8.07
5/4/2005	15:41:24	115.37	135.97	12.68	7.63
5/4/2005	15:41:39	116.54	135.95	12.41	7.87
5/4/2005	15:41:54	120.92	128.92	11.19	9.02
5/4/2005	15:42:09	126.49	114.11	11.74	8.46
5/4/2005	15:42:24	123.44	105.60	12.21	8.06
5/4/2005	15:42:39	120.14	108.78	12.46	7.85
5/4/2005	15:42:54	118.34	105.64	12.54	7.80
5/4/2005	15:43:09	117.88	103.14	12.74	7.62
5/4/2005	15:43:24	118.16	106.94	12.85	7.52
5/4/2005	15:43:39	119.47	110.93	12.46	7.89
5/4/2005	15:43:54	125.09	114.94	11.94	8.36
5/4/2005	15:44:09	112.03	115.26	12.49	7.83
5/4/2005	15:44:24	100.30	142.36	12.53	7.82
5/4/2005	15:44:39	99.19	203.13	12.68	7.68
5/4/2005	15:44:54	101.91	294.82	12.82	7.56

5/4/2005	15:45:09	110.05	358.26	12.60	7.76
5/4/2005	15:45:24	118.72	312.00	12.43	7.92
5/4/2005	15:45:39	114.67	215.63	12.73	7.65
5/4/2005	15:45:54	108.25	157.80	13.13	7.27
5/4/2005	15:46:09	112.99	159.26	12.89	7.52
5/4/2005	15:46:24	111.07	170.08	13.24	7.20
5/4/2005	15:46:39	112.21	166.61	13.15	7.26
5/4/2005	15:46:54	110.99	162.77	12.61	7.71
5/4/2005	15:47:09	111.12	152.15	11.71	8.62
5/4/2005	15:47:24	113.04	144.64	12.76	7.60
5/4/2005	15:47:39	104.85	137.72	13.47	6.97
5/4/2005	15:47:54	105.91	149.42	13.35	7.09
5/4/2005	15:48:09	107.52	164.08	13.24	7.18
5/4/2005	15:48:24	108.48	171.91	12.59	7.75
5/4/2005	15:48:39	103.65	161.84	11.65	8.66
5/4/2005	15:48:54	106.05	140.41	12.35	7.98
5/4/2005	15:49:09	102.07	145.84	12.90	7.49
5/4/2005	15:49:24	105.87	191.45	12.96	7.44
5/4/2005	15:49:39	109.83	222.33	12.75	7.64
5/4/2005	15:49:54	109.09	224.36	12.89	7.51
5/4/2005	15:50:09	111.46	218.15	12.19	8.13
5/4/2005	15:50:24	109.54	199.53	11.57	8.69
5/4/2005	15:50:39	112.85	183.19	12.47	7.87
5/4/2005	15:50:54	110.78	173.38	13.15	7.26
5/4/2005	15:51:09	115.90	158.91	12.99	7.43
5/4/2005	15:51:24	119.04	148.47	12.68	7.69
5/4/2005	15:51:39	123.27	127.74	12.05	8.28
5/4/2005	15:51:54	127.01	97.49	11.97	8.36
5/4/2005	15:52:09	131.65	79.61	11.91	8.39
5/4/2005	15:52:24	131.26	76.71	12.00	8.30
5/4/2005	15:52:39	130.32	84.07	11.87	8.43
5/4/2005	15:52:54	130.83	86.52	11.60	8.69
5/4/2005	15:53:09	134.25	86.53	11.45	8.79
5/4/2005	15:53:24	139.07	80.73	11.43	8.83
5/4/2005	15:53:39	129.24	84.14	12.28	8.03
5/4/2005	15:53:54	131.21	86.52	12.24	8.11
5/4/2005	15:54:09	133.69	82.76	12.35	8.01
5/4/2005	15:54:24	133.75	78.52	12.40	7.95
5/4/2005	15:54:39	134.86	78.51	12.43	7.93
5/4/2005	15:54:54	134.24	81.98	12.54	7.83
5/4/2005	15:55:09	135.22	90.06	12.60	7.79
5/4/2005	15:55:24	124.40	97.60	13.14	7.28
5/4/2005	15:55:39	118.52	104.00	13.41	7.03
5/4/2005	15:55:54	115.50	117.06	13.51	6.94
5/4/2005	15:56:09	115.38	120.57	13.39	7.04
5/4/2005	15:56:24	118.10	118.83	12.13	8.16
5/4/2005	15:56:39	115.97	126.23	12.32	8.00
5/4/2005	15:56:54	109.96	161.56	13.59	6.84
5/4/2005	15:57:09	114.58	164.21	13.42	7.02
5/4/2005	15:57:24	116.54	146.83	13.34	7.09
5/4/2005	15:57:39	112.05	136.00	13.54	6.92
5/4/2005	15:57:54	104.23	152.54	14.02	6.46
5/4/2005	15:58:09	101.51	187.05	13.99	6.51
5/4/2005	15:58:24	96.74	253.18	14.07	6.42
5/4/2005	15:58:39	97.66	305.68	13.94	6.54

5/4/2005	15:58:54	100.06	325.84	13.89	6.59
5/4/2005	15:59:09	104.92	338.23	13.98	6.51
5/4/2005	15:59:24	104.50	268.55	13.89	6.57
5/4/2005	15:59:39	110.93	221.11	13.33	7.10
5/4/2005	15:59:54	98.84	186.14	14.18	6.32
5/4/2005	16:00:09	90.14	203.35	14.34	6.18
5/4/2005	16:00:24	103.37	296.58	13.39	7.04
5/4/2005	16:00:39	109.98	287.60	13.49	6.97
5/4/2005	16:00:54	106.52	211.32	13.65	6.78
5/4/2005	16:01:09	112.49	211.75	13.56	6.89
5/4/2005	16:01:24	113.64	206.92	13.74	6.72
5/4/2005	16:01:39	110.98	172.97	13.60	6.84
5/4/2005	16:01:54	113.31	174.20	13.62	6.87
5/4/2005	16:02:09	105.45	164.25	13.99	6.49
5/4/2005	16:02:24	109.82	181.14	13.56	6.90
5/4/2005	16:02:39	120.10	200.68	12.93	7.45
5/4/2005	16:02:54	124.30	171.95	13.00	7.40
5/4/2005	16:03:09	115.45	127.35	13.48	6.95
5/4/2005	16:03:24	110.87	102.95	13.47	6.96
5/4/2005	16:03:39	111.53	111.45	13.64	6.83
5/4/2005	16:03:54	107.24	117.11	14.11	6.40
5/4/2005	16:04:09	102.27	128.02	14.23	6.26
5/4/2005	16:04:24	110.25	140.67	13.89	6.61
5/4/2005	16:04:39	115.18	134.93	13.87	6.63
5/4/2005	16:04:54	106.92	122.14	14.06	6.45
5/4/2005	16:05:09	111.33	132.20	13.89	6.60
5/4/2005	16:05:24	113.18	150.78	13.70	6.75
5/4/2005	16:05:39	111.90	150.79	13.54	6.91
5/4/2005	16:05:54	115.38	142.69	13.09	7.33
5/4/2005	16:06:09	106.56	133.20	13.74	6.71
5/4/2005	16:06:24	105.47	135.40	13.80	6.66
5/4/2005	16:06:39	113.96	151.91	13.34	7.08
5/4/2005	16:06:54	116.52	148.24	12.96	7.43
5/4/2005	16:07:09	124.16	135.55	12.68	7.69
5/4/2005	16:07:24	123.08	118.84	13.07	7.32
5/4/2005	16:07:39	119.62	115.34	13.16	7.24
5/4/2005	16:07:54	112.60	130.56	13.22	7.18
5/4/2005	16:08:09	113.39	147.63	13.22	7.19
5/4/2005	16:08:24	118.05	150.79	13.21	7.20
5/4/2005	16:08:39	114.97	147.44	13.39	7.02
5/4/2005	16:08:54	119.99	153.39	13.07	7.33
5/4/2005	16:09:09	115.78	160.47	13.33	7.08
5/4/2005	16:09:24	105.56	155.51	13.86	6.60
5/4/2005	16:09:39	104.57	165.30	13.75	6.71
5/4/2005	16:09:54	110.74	192.29	13.37	7.06
5/4/2005	16:10:09	116.91	190.74	13.23	7.17
5/4/2005	16:10:24	119.44	166.34	13.09	7.32
5/4/2005	16:10:39	115.10	145.56	13.95	6.52
5/4/2005	16:10:54	113.77	147.73	13.47	6.91
5/4/2005	16:11:09	122.63	169.97	12.81	7.58
5/4/2005	16:11:24	99.79	158.33	14.04	6.42
5/4/2005	16:11:39	98.76	167.89	14.12	6.39
5/4/2005	16:11:54	99.58	205.97	14.13	6.38
5/4/2005	16:12:09	121.61	214.70	13.16	7.27
5/4/2005	16:12:24	121.34	190.02	13.23	7.18

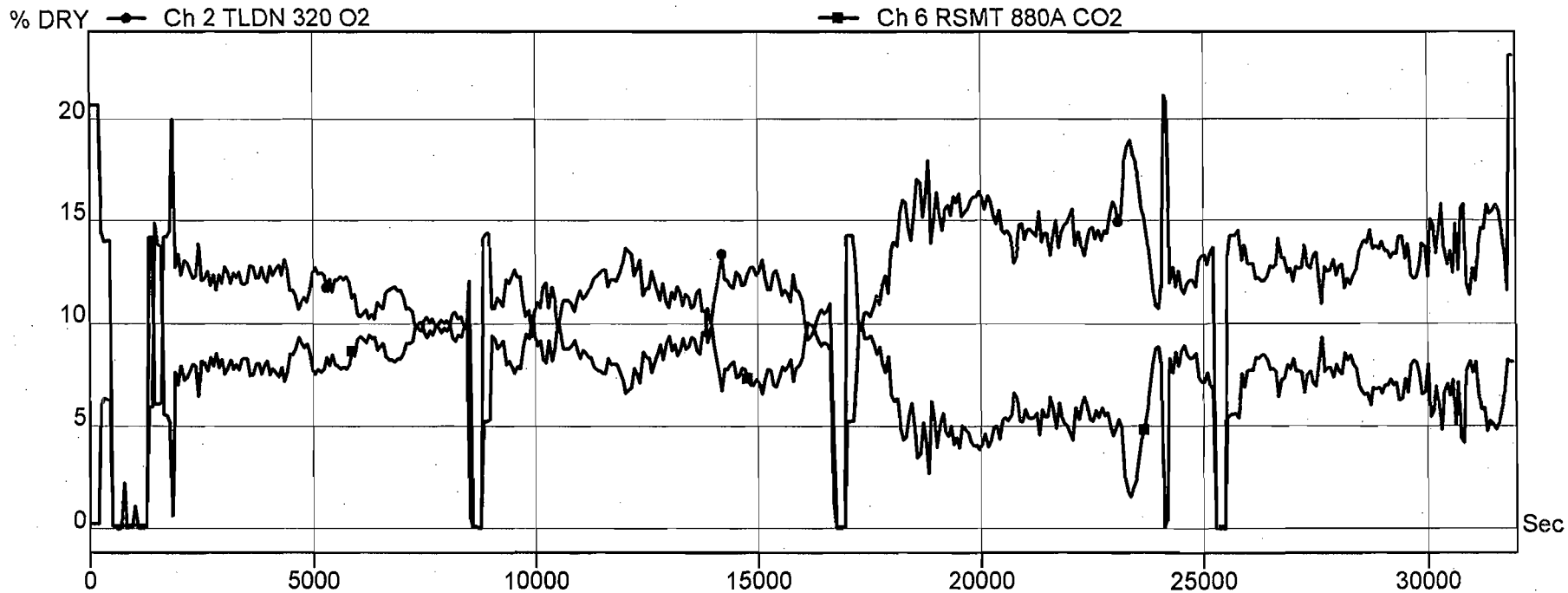
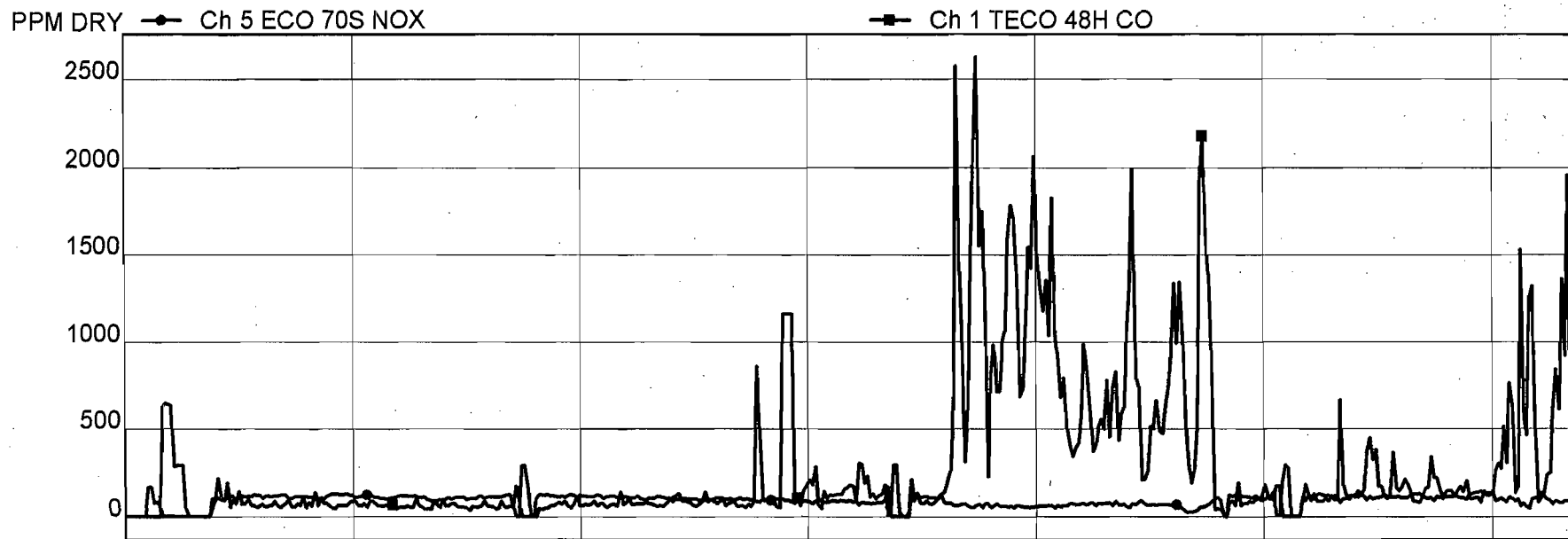
5/4/2005	16:12:39	122.31	140.08	13.14	7.27
5/4/2005	16:12:54	126.57	109.27	13.12	7.29
5/4/2005	16:13:09	126.12	105.73	13.38	7.04
5/4/2005	16:13:24	131.77	105.71	13.37	7.04
5/4/2005	16:13:39	136.04	105.76	13.29	7.14
5/4/2005	16:13:54	131.82	101.78	13.66	6.79
5/4/2005	16:14:09	126.55	101.55	13.72	6.73
5/4/2005	16:14:24	124.78	102.62	13.50	6.93
5/4/2005	16:14:39	124.97	105.75	13.32	7.04
5/4/2005	16:14:54	136.61	109.26	11.84	8.42
5/4/2005	16:15:09	133.81	100.07	12.36	7.92
5/4/2005	16:15:24	122.42	87.31	13.04	7.36
5/4/2005	16:15:39	114.13	90.17	13.40	6.98
5/4/2005	16:15:54	124.81	106.21	13.13	7.25
5/4/2005	16:16:09	135.67	110.99	12.26	8.04
5/4/2005	16:16:24	136.68	98.98	12.36	7.92
5/4/2005	16:16:39	135.47	88.77	12.66	7.67
5/4/2005	16:16:54	137.25	80.63	12.44	7.84
5/4/2005	16:17:09	145.40	80.41	12.16	8.10
5/4/2005	16:17:24	130.57	80.40	13.29	7.07
5/4/2005	16:17:39	108.77	88.06	14.43	6.05
5/4/2005	16:17:54	110.93	116.46	14.18	6.29
5/4/2005	16:18:09	125.19	141.84	13.35	7.03
5/4/2005	16:18:24	132.32	140.92	12.86	7.46
5/4/2005	16:18:39	128.77	125.01	13.35	7.01
5/4/2005	16:18:54	119.71	119.65	13.42	6.94
5/4/2005	16:19:09	122.17	129.96	13.42	6.96
5/4/2005	16:19:24	124.57	130.33	13.77	6.62
5/4/2005	16:19:39	126.67	126.48	13.43	6.95
5/4/2005	16:19:54	126.16	136.07	13.50	6.83
5/4/2005	16:20:09	132.85	136.09	12.37	7.91
5/4/2005	16:20:24	120.50	136.10	13.45	6.89
5/4/2005	16:20:39	119.36	139.29	13.71	6.66
5/4/2005	16:20:54	124.91	143.88	13.46	6.91
5/4/2005	16:21:09	126.58	137.88	13.56	6.77
5/4/2005	16:21:24	138.12	131.98	12.50	7.77
5/4/2005	16:21:39	134.37	124.34	13.31	6.98
5/4/2005	16:21:54	109.15	116.78	14.64	5.83
5/4/2005	16:22:09	99.51	135.60	14.64	5.83
5/4/2005	16:22:24	96.57	232.76	14.78	5.71
5/4/2005	16:22:39	93.59	271.66	14.81	5.69
5/4/2005	16:22:54	99.32	312.53	14.86	5.64
5/4/2005	16:23:09	97.95	344.87	14.99	5.53
5/4/2005	16:23:24	94.67	338.49	15.04	5.48
5/4/2005	16:23:39	97.75	312.76	14.78	5.73
5/4/2005	16:23:54	99.28	273.16	14.93	5.60
5/4/2005	16:24:09	90.75	239.42	15.04	5.47
5/4/2005	16:24:24	104.61	266.49	14.34	6.14
5/4/2005	16:24:39	104.09	279.98	13.82	6.54
5/4/2005	16:24:54	114.13	239.03	13.84	6.54
5/4/2005	16:25:09	85.68	213.30	15.17	5.33
5/4/2005	16:25:24	77.86	319.54	15.10	5.41
5/4/2005	16:25:39	86.78	487.32	14.55	5.93
5/4/2005	16:25:54	99.53	487.65	14.32	6.13
5/4/2005	16:26:09	108.63	361.74	14.32	6.15

5/4/2005	16:26:24	99.40	211.28	15.03	5.49
5/4/2005	16:26:39	85.17	184.77	15.58	4.98
5/4/2005	16:26:54	79.60	346.46	15.78	4.80
5/4/2005	16:27:09	76.10	595.39	15.62	4.95
5/4/2005	16:27:24	79.79	886.58	14.94	5.37
5/4/2005	16:27:39	107.43	945.95	13.19	6.94
5/4/2005	16:27:54	110.94	679.35	13.49	6.71
5/4/2005	16:28:09	83.93	349.39	14.72	5.54
5/4/2005	16:28:24	76.78	284.61	14.58	5.61
5/4/2005	16:28:39	84.84	555.55	13.62	6.42
5/4/2005	16:28:54	95.31	695.86	13.12	6.81
5/4/2005	16:29:09	108.89	517.29	12.59	7.27
5/4/2005	16:29:24	104.33	242.45	13.37	6.55
5/4/2005	16:29:39	95.16	130.89	13.68	6.30
5/4/2005	16:29:54	90.39	120.44	13.64	6.32
5/4/2005	16:30:09	85.75	138.20	13.39	6.53
5/4/2005	16:30:24	79.02	182.24	13.14	6.74
5/4/2005	16:30:39	86.62	279.01	12.64	7.19
5/4/2005	16:30:54	106.69	301.00	11.39	8.23
5/4/2005	16:31:09	97.42	210.55	12.49	7.16
5/4/2005	16:31:24	68.72	179.75	14.24	5.56
5/4/2005	16:31:39	58.08	392.93	14.73	5.13
5/4/2005	16:31:54	53.40	864.98	14.42	5.38
5/4/2005	16:32:09	57.26	1361.04	14.59	5.26
5/4/2005	16:32:24	59.80	1620.27	15.79	4.28
5/4/2005	16:32:39	52.63	1168.50	16.92	3.26
5/4/2005	16:32:54	48.80	642.70	16.59	3.53
5/4/2005	16:33:09	63.12	511.63	13.72	6.07
5/4/2005	16:33:24	77.77	735.97	12.23	7.39
5/4/2005	16:33:39	85.81	893.04	12.63	7.02
5/4/2005	16:33:54	86.55	837.64	13.88	5.91
5/4/2005	16:34:09	72.77	601.42	14.60	5.28
5/4/2005	16:34:24	52.93	507.88	15.88	4.11
5/4/2005	16:34:39	44.02	794.42	16.79	3.34
5/4/2005	16:34:54	42.47	1035.56	16.69	3.42
5/4/2005	16:35:09	43.99	1073.41	16.33	3.72
5/4/2005	16:35:24	45.39	1303.24	15.82	4.16
5/4/2005	16:35:39	52.70	1614.95	14.75	5.13
5/4/2005	16:35:54	59.72	1916.09	13.99	5.78
5/4/2005	16:36:09	73.60	2023.02	12.79	6.90
5/4/2005	16:36:24	94.25	1671.29	12.03	7.57
5/4/2005	16:36:39	104.91	1003.06	11.39	8.11
5/4/2005	16:36:54	106.96	465.93	10.41	9.02
5/4/2005	16:37:09	105.52	267.86	9.81	9.51
5/4/2005	16:37:24	108.90	316.69	10.55	8.85
5/4/2005	16:37:39	105.07	499.60	11.91	7.77
5/4/2005	16:37:54	106.15	344.60	12.41	7.56
5/4/2005	16:38:09	106.89	144.69	13.13	7.14
5/4/2005	16:38:24	109.87	86.55	12.96	7.35
5/4/2005	16:38:39	123.11	80.42	12.56	7.72
5/4/2005	16:38:54	131.90	75.14	12.43	7.84
5/4/2005	16:39:09	132.55	82.36	12.23	7.98
5/4/2005	16:39:24	140.13	95.21	11.52	8.66
5/4/2005	16:39:39	137.93	104.15	11.91	8.25
5/4/2005	16:39:54	141.98	115.87	11.42	8.70

5/4/2005	16:40:09	142.93	126.46	11.65	8.47
5/4/2005	16:40:24	130.38	126.51	12.41	7.80
5/4/2005	16:40:39	119.96	132.94	13.20	7.09
5/4/2005	16:40:54	105.71	130.39	14.21	6.18
5/4/2005	16:41:09	100.02	137.95	14.44	5.99
5/4/2005	16:41:24	101.22	208.81	14.40	6.03
5/4/2005	16:41:39	104.22	247.98	14.42	6.03
5/4/2005	16:41:54	101.26	236.71	14.59	5.86
5/4/2005	16:42:09	99.16	222.90	14.85	5.62
5/4/2005	16:42:24	99.62	232.89	14.70	5.78
5/4/2005	16:42:39	99.05	244.79	14.79	5.69
5/4/2005	16:42:54	97.04	257.24	14.41	6.03
5/4/2005	16:43:09	101.42	286.31	14.82	5.65
5/4/2005	16:43:24	87.64	326.10	15.32	5.20
5/4/2005	16:43:39	85.47	420.54	15.47	5.09
5/4/2005	16:43:54	72.78	534.03	15.77	4.78
5/4/2005	16:44:09	70.64	796.11	15.72	4.85
5/4/2005	16:44:24	77.27	1169.79	15.61	4.96
5/4/2005	16:44:39	83.05	1129.98	15.52	5.05
5/4/2005	16:44:54	86.57	890.48	15.47	5.09
5/4/2005	16:45:09	94.45	818.45	14.93	5.58
5/4/2005	16:45:24	100.19	643.70	15.09	5.47
5/4/2005	16:45:39	88.01	464.11	15.43	5.13
5/4/2005	16:45:54	84.61	534.27	15.41	5.16
5/4/2005	16:46:09	80.50	667.46	15.59	5.00
5/4/2005	16:46:24	77.17	794.44	15.85	4.74
5/4/2005	16:46:39	82.13	935.54	15.46	5.14
5/4/2005	16:46:54	75.74	1079.41	15.95	4.64
5/4/2005	16:47:09	78.72	1278.90	15.74	4.87
5/4/2005	16:47:24	88.62	1542.85	15.58	5.04
5/4/2005	16:47:39	85.83	1282.90	15.70	4.91
5/4/2005	16:47:54	90.77	1007.12	15.10	5.48
5/4/2005	16:48:09	96.46	949.50	15.16	5.41
5/4/2005	16:48:24	77.34	760.10	15.94	4.69
5/4/2005	16:48:39	62.87	923.62	16.65	4.01
5/4/2005	16:48:54	66.97	1779.33	15.79	4.71
5/4/2005	16:49:09	84.23	2343.50	14.54	5.83
5/4/2005	16:49:24	92.56	1785.92	14.19	6.08
5/4/2005	16:49:39	106.64	1070.60	12.79	7.25
5/4/2005	16:49:54	112.49	510.58	12.99	7.03
5/4/2005	16:50:09	93.22	273.45	13.62	6.40
5/4/2005	16:50:24	90.20	271.89	13.15	6.81
5/4/2005	16:50:39	93.11	399.86	12.65	7.28
5/4/2005	16:50:54	104.57	373.03	12.20	7.68
5/4/2005	16:51:09	107.61	229.16	12.05	7.81
5/4/2005	16:51:24	113.03	141.11	11.60	8.23
5/4/2005	16:51:39	119.21	122.89	11.54	8.27
5/4/2005	16:51:54	121.67	111.77	19.04	8.40
5/4/2005	16:52:09	120.55	96.86	23.15	8.27

MAY 5, 2005

5/5/2005



D:\B756051.PLW 5/4/2005 07:59:24

U.S. SUGAR CORPORATION BOILER 7

Date	Time	Ch 1		Ch 2	Ch 6
		Ch 5 ECO	TECO	TLDN 320	880A CO2
		70S NOX	48H CO	O2	% DRY
		PPM DRY	PPM DRY	% DRY	% DRY
		Average	Average	Average	Average
5/5/2005	7:53:16	0.00	0.77	21.22	0.17
5/5/2005	7:53:31	0.00	0.83	21.23	0.17
5/5/2005	7:53:46	0.00	0.84	21.23	0.17
5/5/2005	7:54:01	0.00	0.85	21.24	0.17
5/5/2005	7:54:16	0.00	0.79	21.24	0.17
5/5/2005	7:54:31	0.00	0.83	21.12	0.17
5/5/2005	7:54:46	0.00	0.85	20.76	0.17
5/5/2005	7:55:01	0.00	0.86	20.65	0.17
5/5/2005	7:55:16	0.00	0.84	20.76	0.17
5/5/2005	7:55:31	0.00	0.87	20.76	0.17
5/5/2005	7:55:46	0.00	0.89	20.76	0.17
5/5/2005	7:56:01	0.00	0.85	20.77	0.17
5/5/2005	7:56:16	0.00	0.85	20.77	0.17
5/5/2005	7:56:31	0.00	0.91	20.78	0.17
5/5/2005	7:56:46	0.00	0.87	20.78	0.17
5/5/2005	7:57:01	0.00	0.85	20.82	0.17
5/5/2005	7:57:16	0.00	0.92	17.83	0.18
5/5/2005	7:57:31	0.00	0.93	6.50	0.14
5/5/2005	7:57:46	0.00	0.97	0.93	0.13
5/5/2005	7:58:01	0.00	0.97	0.10	0.13
5/5/2005	7:58:16	0.00	0.95	-0.01	0.12
5/5/2005	7:58:31	0.00	0.91	-0.03	0.12
5/5/2005	7:58:46	0.00	0.87	-0.03	0.12
5/5/2005	7:59:01	0.00	0.92	-0.04	0.12
5/5/2005	7:59:16	-0.01	0.90	-0.04	0.12
5/5/2005	7:59:31	0.00	0.82	-0.03	0.12
5/5/2005	7:59:46	0.00	0.90	0.29	0.12
5/5/2005	8:00:01	0.00	0.91	6.11	0.13
5/5/2005	8:00:16	0.00	0.89	13.15	0.15
5/5/2005	8:00:31	0.00	0.92	17.02	0.16
5/5/2005	8:00:46	0.00	0.88	19.20	0.17
5/5/2005	8:01:01	0.00	0.86	20.10	0.17
5/5/2005	8:01:16	0.00	0.87	20.57	0.18
5/5/2005	8:01:31	0.00	2.53	20.71	0.18
5/5/2005	8:01:46	0.00	3.77	20.76	0.18
5/5/2005	8:02:01	0.00	0.82	20.78	0.17
5/5/2005	8:02:16	0.00	0.83	20.79	0.18
5/5/2005	8:02:31	0.00	6.23	20.79	0.18
5/5/2005	8:02:46	0.00	7.10	20.80	0.18
5/5/2005	8:03:01	0.00	7.06	20.80	0.18
5/5/2005	8:03:16	0.00	7.10	20.80	0.18
5/5/2005	8:03:31	-0.01	7.06	20.80	0.18
5/5/2005	8:03:46	-0.01	7.02	20.80	0.18
5/5/2005	8:04:01	0.00	7.08	20.80	0.18
5/5/2005	8:04:16	0.00	7.01	20.80	0.19
5/5/2005	8:04:31	0.00	7.03	20.79	0.19
5/5/2005	8:04:46	0.00	7.05	20.79	0.18
5/5/2005	8:05:01	1.06	7.02	20.79	0.19

5/5/2005	8:05:16	1.31	7.08	20.79	0.19	
5/5/2005	8:05:31	0.95	7.08	20.79	0.18	20.9 O2
5/5/2005	8:05:46	0.76	7.10	20.79	0.18	
5/5/2005	8:06:01	0.76	7.06	20.79	0.18	
5/5/2005	8:06:16	0.76	7.05	20.79	0.18	
5/5/2005	8:06:31	0.76	7.02	20.80	0.18	
5/5/2005	8:06:46	4.42	7.00	20.65	0.18	
5/5/2005	8:07:01	69.63	7.00	12.95	0.15	
5/5/2005	8:07:16	155.70	7.00	2.61	0.12	
5/5/2005	8:07:31	172.94	1.54	0.19	0.12	
5/5/2005	8:07:46	174.15	0.69	0.01	0.12	
5/5/2005	8:08:01	174.25	0.69	-0.02	0.12	172.5 NOX
5/5/2005	8:08:16	174.32	0.65	-0.03	0.12	
5/5/2005	8:08:31	174.36	0.63	-0.04	0.11	
5/5/2005	8:08:46	174.37	0.64	-0.04	0.11	
5/5/2005	8:09:01	174.33	0.63	-0.05	0.11	
5/5/2005	8:09:16	173.41	0.66	-0.03	0.12	
5/5/2005	8:09:31	100.49	0.66	0.01	0.12	
5/5/2005	8:09:46	80.48	0.68	-0.04	0.12	
5/5/2005	8:10:01	84.20	0.67	-0.05	0.12	
5/5/2005	8:10:16	84.69	0.67	-0.06	0.12	
5/5/2005	8:10:31	84.80	0.69	-0.05	0.12	83.8 NOX
5/5/2005	8:10:46	84.87	0.69	-0.06	0.12	
5/5/2005	8:11:01	85.04	0.65	-0.06	0.12	
5/5/2005	8:11:16	85.12	0.63	-0.06	0.12	
5/5/2005	8:11:31	82.15	0.63	-0.02	0.12	
5/5/2005	8:11:46	25.52	6.87	0.01	0.12	
5/5/2005	8:12:01	1.72	115.31	-0.06	0.12	
5/5/2005	8:12:16	0.52	398.80	-0.07	0.12	
5/5/2005	8:12:31	0.36	596.31	-0.07	0.12	
5/5/2005	8:12:46	0.36	638.14	-0.07	0.12	0 NOX
5/5/2005	8:13:01	0.36	642.59	-0.07	0.12	
5/5/2005	8:13:16	0.36	642.63	-0.07	0.12	
5/5/2005	8:13:31	0.36	646.09	-0.07	0.12	633.1 CO
5/5/2005	8:13:46	0.36	642.62	-0.07	0.11	
5/5/2005	8:14:01	0.31	642.61	0.07	0.12	
5/5/2005	8:14:16	0.33	629.61	-0.01	0.11	
5/5/2005	8:14:31	0.17	525.62	-0.07	0.11	
5/5/2005	8:14:46	0.17	384.91	-0.07	0.11	
5/5/2005	8:15:01	0.16	305.90	-0.07	0.11	
5/5/2005	8:15:16	0.17	293.95	-0.07	0.11	
5/5/2005	8:15:31	0.16	293.10	-0.07	0.11	
5/5/2005	8:15:46	0.07	294.23	-0.07	0.11	
5/5/2005	8:16:01	0.05	292.20	-0.07	0.11	315.5 CO
5/5/2005	8:16:16	0.04	292.16	-0.07	0.11	
5/5/2005	8:16:31	-0.01	292.17	0.30	0.16	
5/5/2005	8:16:46	0.02	292.20	7.76	3.29	
5/5/2005	8:17:01	0.09	241.63	12.91	5.32	
5/5/2005	8:17:16	0.00	134.89	13.82	5.49	
5/5/2005	8:17:31	0.07	40.54	13.94	5.50	14.01 O2
5/5/2005	8:17:46	0.00	10.71	13.96	5.50	
5/5/2005	8:18:01	0.00	1.48	13.97	5.51	5.93 CO2
5/5/2005	8:18:16	0.00	0.61	13.97	5.50	
5/5/2005	8:18:31	0.00	0.61	13.98	5.50	
5/5/2005	8:18:46	0.00	0.62	13.92	5.51	

5/5/2005	8:19:01	0.05	0.66	10.49	8.85	
5/5/2005	8:19:16	0.00	0.61	6.91	12.90	
5/5/2005	8:19:31	0.09	0.61	6.06	13.29	
5/5/2005	8:19:46	0.00	0.61	5.96	13.31	
5/5/2005	8:20:01	0.00	0.63	5.95	13.30	
5/5/2005	8:20:16	0.07	0.61	5.95	13.24	5.95 O2
5/5/2005	8:20:31	0.00	0.63	5.95	13.15	
5/5/2005	8:20:46	0.00	0.60	5.95	13.65	13.84 CO2
5/5/2005	8:21:01	0.07	0.62	5.94	13.85	
5/5/2005	8:21:16	0.00	0.65	5.94	13.84	
5/5/2005	8:21:31	0.00	0.63	5.94	13.82	
5/5/2005	8:21:46	0.00	0.68	5.94	13.78	
5/5/2005	8:22:01	0.05	0.63	5.94	13.77	
5/5/2005	8:22:16	0.00	0.65	7.27	12.30	
5/5/2005	8:22:31	0.00	0.69	11.87	6.87	
5/5/2005	8:22:46	0.00	0.71	13.84	5.68	
5/5/2005	8:23:01	0.00	0.64	13.97	5.61	
5/5/2005	8:23:16	0.09	0.69	13.99	5.60	
5/5/2005	8:23:31	0.00	0.65	13.99	5.58	
5/5/2005	8:23:46	0.00	0.63	14.00	5.57	
5/5/2005	8:24:01	0.00	0.69	14.00	5.55	
5/5/2005	8:24:16	0.00	0.70	14.00	5.54	
5/5/2005	8:24:31	0.01	0.71	13.99	5.53	
5/5/2005	8:24:46	0.03	0.73	14.41	5.35	
5/5/2005	8:25:01	0.22	0.75	17.06	2.99	
5/5/2005	8:25:16	0.37	0.76	19.69	0.94	
5/5/2005	8:25:31	0.37	0.76	20.49	0.40	
5/5/2005	8:25:46	0.36	0.76	20.66	0.29	
5/5/2005	8:26:01	0.37	0.76	20.71	0.27	
5/5/2005	8:26:16	0.36	4.12	20.74	0.25	
5/5/2005	8:26:31	0.37	2.64	20.76	0.24	
5/5/2005	8:26:46	0.28	7.06	20.78	0.23	
5/5/2005	8:27:01	0.25	1.67	20.80	0.22	
5/5/2005	8:27:16	0.17	0.76	20.81	0.22	
5/5/2005	8:27:31	0.17	2.03	20.82	0.21	
5/5/2005	8:27:46	0.24	7.02	20.82	0.21	
5/5/2005	8:28:01	0.30	2.04	20.83	0.21	
5/5/2005	8:28:16	0.17	0.79	20.83	0.21	
5/5/2005	8:28:31	0.17	2.05	20.84	0.21	
5/5/2005	8:28:46	0.22	3.95	20.84	0.21	
5/5/2005	8:29:01	0.17	0.78	20.84	0.21	
5/5/2005	8:29:16	0.17	0.81	20.85	0.20	
5/5/2005	8:29:31	0.17	0.81	20.85	0.20	
5/5/2005	8:29:46	0.17	0.80	20.85	0.20	
5/5/2005	8:30:01	0.17	0.82	20.85	0.20	
5/5/2005	8:30:16	0.17	0.80	20.85	0.20	
5/5/2005	8:30:31	0.17	0.83	20.85	0.20	
5/5/2005	8:30:46	0.17	0.82	20.86	0.20	
5/5/2005	8:31:01	0.17	0.83	20.86	0.20	
5/5/2005	8:31:16	0.17	0.84	20.86	0.20	
5/5/2005	8:31:31	0.17	0.82	20.86	0.20	
5/5/2005	8:31:46	0.17	0.82	20.86	0.20	
5/5/2005	8:32:01	0.17	0.81	20.86	0.20	
5/5/2005	8:32:16	0.17	0.84	20.86	0.20	
5/5/2005	8:32:31	0.17	0.80	20.87	0.20	

5/5/2005	8:32:46	0.17	0.80	20.87	0.20
5/5/2005	8:33:01	0.17	0.83	20.87	0.20
5/5/2005	8:33:16	0.17	0.79	20.87	0.20
5/5/2005	8:33:31	0.17	0.84	20.87	0.20
5/5/2005	8:33:46	0.17	0.78	20.87	0.20
5/5/2005	8:34:01	0.17	0.82	20.87	0.20
5/5/2005	8:34:16	0.17	0.82	20.87	0.20
5/5/2005	8:34:31	0.17	0.80	20.87	0.20
5/5/2005	8:34:46	0.17	0.84	20.87	0.20
5/5/2005	8:35:01	0.17	0.85	20.87	0.20
5/5/2005	8:35:16	0.17	0.84	20.87	0.20
5/5/2005	8:35:31	0.17	0.83	20.88	0.19
5/5/2005	8:35:46	0.17	0.82	20.88	0.19
5/5/2005	8:36:01	0.17	0.83	20.88	0.19
5/5/2005	8:36:16	0.17	0.86	20.88	0.19
5/5/2005	8:36:31	0.17	0.85	20.88	0.19
5/5/2005	8:36:46	0.17	0.83	20.88	0.19
5/5/2005	8:37:01	0.17	2.26	20.88	0.19
5/5/2005	8:37:16	0.17	3.31	20.88	0.19
5/5/2005	8:37:31	0.17	0.86	20.89	0.19
5/5/2005	8:37:46	0.17	0.86	20.89	0.19
5/5/2005	8:38:01	0.17	0.85	20.89	0.19
5/5/2005	8:38:16	0.17	0.87	20.89	0.19
5/5/2005	8:38:31	0.17	0.87	20.90	0.19
5/5/2005	8:38:46	0.17	0.85	20.90	0.19
5/5/2005	8:39:01	0.12	0.84	20.90	0.19
5/5/2005	8:39:16	0.15	0.86	20.90	0.19
5/5/2005	8:39:31	0.12	0.84	20.90	0.19
5/5/2005	8:39:46	0.11	0.87	20.90	0.19
5/5/2005	8:40:01	0.14	0.84	20.90	0.19
5/5/2005	8:40:16	0.10	0.86	20.91	0.19
5/5/2005	8:40:31	0.13	0.86	20.91	0.18
5/5/2005	8:40:46	0.17	0.86	20.91	0.18
5/5/2005	8:41:01	0.17	0.89	20.92	0.18
5/5/2005	8:41:16	0.11	0.90	20.92	0.18
5/5/2005	8:41:31	0.11	0.90	20.92	0.18
5/5/2005	8:41:46	0.10	0.86	20.92	0.18
5/5/2005	8:42:01	0.12	0.84	20.92	0.18
5/5/2005	8:42:16	0.01	0.84	20.93	0.18
5/5/2005	8:42:31	0.05	0.86	20.93	0.18
5/5/2005	8:42:46	0.09	0.89	20.93	0.18
5/5/2005	8:43:01	0.01	0.86	20.93	0.18
5/5/2005	8:43:16	0.00	0.86	20.94	0.18
5/5/2005	8:43:31	0.00	0.84	20.94	0.18
5/5/2005	8:43:46	0.04	0.84	20.94	0.17
5/5/2005	8:44:01	0.09	0.92	20.95	0.17
5/5/2005	8:44:16	0.07	0.87	20.95	0.17
5/5/2005	8:44:31	0.00	0.84	20.95	0.17
5/5/2005	8:44:46	0.00	0.84	20.95	0.17
5/5/2005	8:45:01	0.00	0.85	20.95	0.17
5/5/2005	8:45:16	0.06	0.85	20.95	0.17
5/5/2005	8:45:31	0.08	0.87	20.96	0.17
5/5/2005	8:45:46	0.02	0.89	20.96	0.17
5/5/2005	8:46:01	0.00	0.86	20.96	0.17
5/5/2005	8:46:16	0.11	0.89	20.96	0.17

5/5/2005	8:46:31	0.00	0.86	20.96	0.17
5/5/2005	8:46:46	0.00	0.91	20.97	0.17
5/5/2005	8:47:01	0.04	0.87	20.97	0.17
5/5/2005	8:47:16	0.04	0.89	20.97	0.17
5/5/2005	8:47:31	0.00	0.87	20.97	0.16
5/5/2005	8:47:46	0.04	0.87	20.98	0.17
5/5/2005	8:48:01	0.01	0.92	20.98	0.17
5/5/2005	8:48:16	0.11	0.91	20.98	0.17
5/5/2005	8:48:31	0.00	0.89	20.99	0.17
5/5/2005	8:48:46	0.00	0.90	20.99	0.17
5/5/2005	8:49:01	0.00	0.88	20.99	0.17
5/5/2005	8:49:16	0.00	0.85	20.99	0.16
5/5/2005	8:49:31	0.00	0.91	20.99	0.17
5/5/2005	8:49:46	0.00	0.91	20.99	0.17
5/5/2005	8:50:01	0.09	0.89	20.99	0.17
5/5/2005	8:50:16	0.00	0.86	20.99	0.17
5/5/2005	8:50:31	-0.01	0.91	20.99	0.16
5/5/2005	8:50:46	0.05	0.91	20.99	0.17
5/5/2005	8:51:01	0.02	0.92	20.99	0.17
5/5/2005	8:51:16	0.00	0.90	20.99	0.17
5/5/2005	8:51:31	0.00	0.92	20.99	0.17
5/5/2005	8:51:46	0.00	0.92	20.99	0.17
5/5/2005	8:52:01	0.00	0.92	20.99	0.17
5/5/2005	8:52:16	0.00	0.89	20.99	0.17
5/5/2005	8:52:31	0.00	0.92	20.99	0.17
5/5/2005	8:52:46	0.00	0.94	20.99	0.16
5/5/2005	8:53:01	0.00	0.92	20.99	0.17
5/5/2005	8:53:16	0.00	0.91	20.99	0.17
5/5/2005	8:53:31	0.00	0.89	20.99	0.17
5/5/2005	8:53:46	0.04	0.90	20.99	0.17
5/5/2005	8:54:01	0.00	0.89	20.99	0.17
5/5/2005	8:54:16	0.00	0.88	20.99	0.17
5/5/2005	8:54:31	0.08	0.92	20.99	0.17
5/5/2005	8:54:46	-0.01	0.88	20.99	0.16
5/5/2005	8:55:01	0.01	0.92	20.99	0.17
5/5/2005	8:55:16	0.06	0.90	20.99	0.17
5/5/2005	8:55:31	0.00	0.93	20.99	0.17
5/5/2005	8:55:46	0.00	0.88	20.99	0.17
5/5/2005	8:56:01	0.02	0.90	20.99	0.17
5/5/2005	8:56:16	0.08	0.92	20.99	0.17
5/5/2005	8:56:31	0.00	0.94	21.00	0.17
5/5/2005	8:56:46	-0.01	0.92	21.00	0.16
5/5/2005	8:57:01	0.00	2.19	21.00	0.17
5/5/2005	8:57:16	0.00	4.01	21.00	0.17
5/5/2005	8:57:31	0.00	0.92	21.00	0.17
5/5/2005	8:57:46	0.00	0.93	21.00	0.17
5/5/2005	8:58:01	0.01	0.93	21.00	0.17
5/5/2005	8:58:16	0.00	0.92	21.00	0.17
5/5/2005	8:58:31	0.00	0.87	21.00	0.17
5/5/2005	8:58:46	0.07	0.95	21.00	0.17
5/5/2005	8:59:01	0.05	0.92	21.01	0.17
5/5/2005	8:59:16	0.00	0.93	21.01	0.17
5/5/2005	8:59:31	0.00	0.93	21.01	0.17
5/5/2005	8:59:46	0.00	0.92	21.01	0.17
5/5/2005	9:00:01	0.09	0.92	21.01	0.17

5/5/2005	9:00:16	0.00	0.91	21.01	0.17
5/5/2005	9:00:31	0.03	0.93	21.01	0.17
5/5/2005	9:00:46	0.07	0.92	21.01	0.17
5/5/2005	9:01:01	0.00	0.87	21.02	0.17
5/5/2005	9:01:16	0.00	0.91	21.02	0.17
5/5/2005	9:01:31	0.00	0.92	21.01	0.17
5/5/2005	9:01:46	0.08	0.92	21.02	0.17
5/5/2005	9:02:01	0.00	0.90	21.02	0.17
5/5/2005	9:02:16	0.00	0.89	21.02	0.17
5/5/2005	9:02:31	0.03	0.89	21.02	0.17
5/5/2005	9:02:46	0.08	0.94	21.02	0.17
5/5/2005	9:03:01	0.00	0.86	21.02	0.17
5/5/2005	9:03:16	0.00	0.93	21.02	0.17
5/5/2005	9:03:31	0.09	0.90	21.02	0.17
5/5/2005	9:03:46	0.02	0.95	21.02	0.17
5/5/2005	9:04:01	0.10	0.92	21.02	0.17
5/5/2005	9:04:16	0.01	0.88	21.02	0.17
5/5/2005	9:04:31	0.04	0.92	21.02	0.17
5/5/2005	9:04:46	0.07	0.89	21.02	0.17
5/5/2005	9:05:01	-0.01	0.84	21.01	0.17
5/5/2005	9:05:16	0.00	0.86	21.01	0.17
5/5/2005	9:05:31	0.07	0.84	21.01	0.16
5/5/2005	9:05:46	0.09	0.86	21.01	0.17
5/5/2005	9:06:01	0.00	0.92	21.01	0.16
5/5/2005	9:06:16	0.10	0.86	21.01	0.16
5/5/2005	9:06:31	0.00	0.87	21.01	0.16
5/5/2005	9:06:46	0.00	0.79	21.00	0.16
5/5/2005	9:07:01	-0.01	0.83	21.00	0.16
5/5/2005	9:07:16	0.00	0.81	20.99	0.17
5/5/2005	9:07:31	0.00	0.84	20.99	0.17
5/5/2005	9:07:46	0.03	0.79	20.99	0.17
5/5/2005	9:08:01	0.03	0.81	20.98	0.17
5/5/2005	9:08:16	0.00	0.80	20.98	0.17
5/5/2005	9:08:31	0.00	0.80	20.97	0.17
5/5/2005	9:08:46	0.05	0.80	20.97	0.17
5/5/2005	9:09:01	0.00	0.77	20.96	0.17
5/5/2005	9:09:16	0.00	0.77	20.96	0.17
5/5/2005	9:09:31	0.01	0.76	20.96	0.17
5/5/2005	9:09:46	0.10	0.78	20.96	0.17
5/5/2005	9:10:01	0.01	0.78	20.95	0.17
5/5/2005	9:10:16	0.09	0.80	20.95	0.17
5/5/2005	9:10:31	0.10	0.71	20.94	0.17
5/5/2005	9:10:46	0.07	0.76	20.94	0.17
5/5/2005	9:11:01	0.07	0.74	20.93	0.17
5/5/2005	9:11:16	0.02	0.74	20.93	0.17
5/5/2005	9:11:31	0.03	0.70	20.93	0.17
5/5/2005	9:11:46	0.07	0.77	20.93	0.17
5/5/2005	9:12:01	0.00	0.69	20.92	0.17
5/5/2005	9:12:16	-0.01	0.71	20.92	0.17
5/5/2005	9:12:31	0.09	0.72	20.92	0.17
5/5/2005	9:12:46	0.00	0.67	20.91	0.17
5/5/2005	9:13:01	0.00	0.69	20.91	0.17
5/5/2005	9:13:16	0.05	0.66	20.91	0.17
5/5/2005	9:13:31	0.00	0.65	20.91	0.17
5/5/2005	9:13:46	0.00	0.68	20.90	0.17

5/5/2005	9:14:01	0.04	0.66	20.89	0.17
5/5/2005	9:14:16	0.05	3.96	20.89	0.17
5/5/2005	9:14:31	0.00	1.07	20.89	0.16
5/5/2005	9:14:46	0.02	0.69	20.88	0.17
5/5/2005	9:15:01	0.12	0.65	20.88	0.17
5/5/2005	9:15:16	0.04	0.63	20.88	0.17
5/5/2005	9:15:31	0.04	0.62	20.88	0.17
5/5/2005	9:15:46	0.00	0.63	20.87	0.17
5/5/2005	9:16:01	0.00	0.65	20.87	0.17
5/5/2005	9:16:16	0.02	0.60	20.87	0.17
5/5/2005	9:16:31	0.00	0.66	20.87	0.17
5/5/2005	9:16:46	0.00	0.62	20.87	0.17
5/5/2005	9:17:01	0.04	0.63	20.87	0.17
5/5/2005	9:17:16	0.04	0.63	20.86	0.17
5/5/2005	9:17:31	0.00	0.62	20.87	0.17
5/5/2005	9:17:46	0.00	0.66	20.86	0.17
5/5/2005	9:18:01	0.00	0.62	20.86	0.17
5/5/2005	9:18:16	0.05	0.64	20.86	0.17
5/5/2005	9:18:31	0.02	0.63	20.86	0.17
5/5/2005	9:18:46	0.00	0.62	20.86	0.17
5/5/2005	9:19:01	0.00	0.68	20.86	0.17
5/5/2005	9:19:16	0.09	0.61	20.86	0.17
5/5/2005	9:19:31	0.03	0.61	20.86	0.17
5/5/2005	9:19:46	0.01	0.60	20.86	0.17
5/5/2005	9:20:01	0.00	0.63	20.86	0.17
5/5/2005	9:20:16	0.00	0.64	20.86	0.17
5/5/2005	9:20:31	0.00	0.63	20.86	0.17
5/5/2005	9:20:46	0.00	0.66	20.86	0.16
5/5/2005	9:21:01	0.00	0.62	20.86	0.17
5/5/2005	9:21:16	0.00	0.68	20.86	0.17
5/5/2005	9:21:31	0.06	0.67	20.86	0.17
5/5/2005	9:21:46	0.07	0.64	20.86	0.17
5/5/2005	9:22:01	0.05	0.66	20.86	0.17
5/5/2005	9:22:16	0.08	0.67	20.85	0.17
5/5/2005	9:22:31	0.04	0.63	20.85	0.18
5/5/2005	9:22:46	0.00	0.64	20.86	0.18
5/5/2005	9:23:01	0.00	0.65	20.86	0.17
5/5/2005	9:23:16	0.06	0.68	20.86	0.18
5/5/2005	9:23:31	0.00	0.61	20.86	0.18
5/5/2005	9:23:46	0.00	0.66	20.86	0.18
5/5/2005	9:24:01	0.06	0.66	20.86	0.18
5/5/2005	9:24:16	0.00	0.64	20.86	0.18
5/5/2005	9:24:31	0.00	0.68	20.86	0.18
5/5/2005	9:24:46	0.00	0.65	20.86	0.18
5/5/2005	9:25:01	0.00	0.66	20.86	0.18
5/5/2005	9:25:16	0.00	0.66	20.86	0.18
5/5/2005	9:25:31	0.00	0.63	20.86	0.18
5/5/2005	9:25:46	0.05	0.68	20.86	0.18
5/5/2005	9:26:01	0.00	0.67	20.86	0.18
5/5/2005	9:26:16	0.09	0.71	20.86	0.18
5/5/2005	9:26:31	0.08	0.69	20.86	0.18
5/5/2005	9:26:46	0.03	0.68	20.87	0.18
5/5/2005	9:27:01	0.04	0.68	20.87	0.18
5/5/2005	9:27:16	0.04	0.69	20.87	0.18
5/5/2005	9:27:31	0.00	0.70	20.86	0.18

5/5/2005	9:27:46	0.09	0.72	20.86	0.18
5/5/2005	9:28:01	0.00	0.70	20.86	0.18
5/5/2005	9:28:16	0.00	0.68	20.87	0.18
5/5/2005	9:28:31	0.01	0.67	20.87	0.18
5/5/2005	9:28:46	0.03	0.71	20.86	0.18
5/5/2005	9:29:01	0.02	0.70	20.87	0.18
5/5/2005	9:29:16	0.02	0.71	20.87	0.18
5/5/2005	9:29:31	0.00	0.69	20.86	0.18
5/5/2005	9:29:46	0.00	0.72	20.86	0.18
5/5/2005	9:30:01	0.00	0.67	20.86	0.19
5/5/2005	9:30:16	0.00	0.69	20.87	0.18
5/5/2005	9:30:31	0.04	0.70	20.87	0.19
5/5/2005	9:30:46	-0.01	0.66	20.87	0.18
5/5/2005	9:31:01	0.05	0.68	20.87	0.19
5/5/2005	9:31:16	0.00	0.70	20.87	0.19
5/5/2005	9:31:31	0.04	0.70	20.87	0.19
5/5/2005	9:31:46	0.00	0.71	20.87	0.19
5/5/2005	9:32:01	0.07	0.71	20.87	0.19
5/5/2005	9:32:16	0.00	0.64	20.87	0.18
5/5/2005	9:32:31	0.00	0.68	20.87	0.19
5/5/2005	9:32:46	0.00	0.72	20.87	0.19
5/5/2005	9:33:01	0.06	0.69	20.87	0.19
5/5/2005	9:33:16	0.00	0.73	20.87	0.18
5/5/2005	9:33:31	0.00	0.66	20.86	0.18
5/5/2005	9:33:46	0.00	0.68	20.87	0.19
5/5/2005	9:34:01	0.00	0.72	20.87	0.19
5/5/2005	9:34:16	0.00	0.72	20.87	0.18
5/5/2005	9:34:31	0.00	0.69	20.87	0.19
5/5/2005	9:34:46	0.01	0.71	20.87	0.19
5/5/2005	9:35:01	0.00	0.69	20.87	0.19
5/5/2005	9:35:16	0.00	0.66	20.87	0.18
5/5/2005	9:35:31	0.00	0.71	20.87	0.19
5/5/2005	9:35:46	0.00	0.73	20.87	0.19
5/5/2005	9:36:01	0.00	0.72	20.87	0.19
5/5/2005	9:36:16	0.00	0.69	20.87	0.19
5/5/2005	9:36:31	0.02	0.70	20.87	0.19
5/5/2005	9:36:46	0.06	0.70	20.87	0.19
5/5/2005	9:37:01	-0.01	0.70	20.87	0.19
5/5/2005	9:37:16	0.04	0.73	20.87	0.19
5/5/2005	9:37:31	0.04	0.71	20.87	0.19
5/5/2005	9:37:46	0.00	0.70	20.87	0.19
5/5/2005	9:38:01	0.02	0.74	20.87	0.19
5/5/2005	9:38:16	0.00	0.75	20.87	0.19
5/5/2005	9:38:31	0.03	0.72	20.87	0.19
5/5/2005	9:38:46	0.11	0.74	20.87	0.19
5/5/2005	9:39:01	0.00	0.74	20.87	0.18
5/5/2005	9:39:16	0.02	0.72	20.87	0.19
5/5/2005	9:39:31	0.03	0.71	20.87	0.19
5/5/2005	9:39:46	-0.01	0.73	20.87	0.19
5/5/2005	9:40:01	0.06	0.74	20.87	0.19
5/5/2005	9:40:16	0.00	0.71	20.87	0.19
5/5/2005	9:40:31	0.00	0.70	20.87	0.18
5/5/2005	9:40:46	0.00	0.74	20.87	0.18
5/5/2005	9:41:01	0.00	0.75	20.87	0.19
5/5/2005	9:41:16	0.02	0.70	20.87	0.19

5/5/2005	9:41:31	0.04	0.72	20.87	0.19
5/5/2005	9:41:46	0.06	0.71	20.87	0.19
5/5/2005	9:42:01	0.00	0.72	20.87	0.19
5/5/2005	9:42:16	0.00	0.74	20.87	0.19
5/5/2005	9:42:31	0.00	0.74	20.88	0.19
5/5/2005	9:42:46	0.00	0.72	20.87	0.19
5/5/2005	9:43:01	0.00	0.76	20.87	0.20
5/5/2005	9:43:16	0.00	0.76	20.87	0.19
5/5/2005	9:43:31	0.00	0.73	20.87	0.19
5/5/2005	9:43:46	0.00	0.70	20.87	0.19
5/5/2005	9:44:01	0.00	0.74	20.87	0.20
5/5/2005	9:44:16	0.00	0.73	20.87	0.19
5/5/2005	9:44:31	0.04	0.73	20.87	0.19
5/5/2005	9:44:46	-0.01	0.71	20.87	0.19
5/5/2005	9:45:01	0.00	0.73	20.87	0.20
5/5/2005	9:45:16	0.00	0.74	20.87	0.20
5/5/2005	9:45:31	0.00	0.75	20.87	0.19
5/5/2005	9:45:46	0.00	0.72	20.87	0.19
5/5/2005	9:46:01	-0.01	0.69	20.87	0.19
5/5/2005	9:46:16	0.00	0.72	20.87	0.20
5/5/2005	9:46:31	0.11	0.74	20.87	0.20
5/5/2005	9:46:46	0.00	0.71	20.87	0.19
5/5/2005	9:47:01	0.00	0.69	20.87	0.19
5/5/2005	9:47:16	0.10	0.76	20.87	0.20
5/5/2005	9:47:31	-0.01	0.78	20.86	0.19
5/5/2005	9:47:46	0.00	0.72	20.87	0.19
5/5/2005	9:48:01	0.00	0.70	20.87	0.20
5/5/2005	9:48:16	0.02	0.76	20.87	0.20
5/5/2005	9:48:31	0.00	0.75	20.87	0.20
5/5/2005	9:48:46	0.00	0.75	20.87	0.20
5/5/2005	9:49:01	0.00	0.75	20.87	0.20
5/5/2005	9:49:16	0.00	0.73	20.87	0.20
5/5/2005	9:49:31	0.00	0.74	20.87	0.20
5/5/2005	9:49:46	0.00	0.81	20.87	0.20
5/5/2005	9:50:01	0.00	0.76	20.87	0.19
5/5/2005	9:50:16	0.00	0.76	20.86	0.20
5/5/2005	9:50:31	0.00	0.73	20.86	0.19
5/5/2005	9:50:46	0.00	0.73	20.86	0.20
5/5/2005	9:51:01	0.00	0.74	20.87	0.19
5/5/2005	9:51:16	0.00	0.78	20.87	0.19
5/5/2005	9:51:31	0.00	0.79	20.87	0.20
5/5/2005	9:51:46	0.00	0.77	20.87	0.20
5/5/2005	9:52:01	0.00	0.78	20.87	0.19
5/5/2005	9:52:16	0.00	0.79	20.87	0.20
5/5/2005	9:52:31	0.00	0.74	20.87	0.20
5/5/2005	9:52:46	0.00	0.76	20.87	0.20
5/5/2005	9:53:01	0.04	2.47	20.87	0.20
5/5/2005	9:53:16	0.04	3.64	20.88	0.20
5/5/2005	9:53:31	0.04	0.79	20.88	0.20
5/5/2005	9:53:46	0.00	0.74	20.87	0.20
5/5/2005	9:54:01	0.07	2.03	20.87	0.20
5/5/2005	9:54:16	0.11	7.01	20.88	0.20
5/5/2005	9:54:31	0.00	6.99	20.88	0.20
5/5/2005	9:54:46	0.00	3.67	20.88	0.19
5/5/2005	9:55:01	0.04	6.61	20.88	0.19

5/5/2005	9:55:16	0.00	7.04	20.88	0.20
5/5/2005	9:55:31	0.07	7.02	20.88	0.19
5/5/2005	9:55:46	0.00	7.02	20.89	0.19
5/5/2005	9:56:01	0.00	7.06	20.89	0.19
5/5/2005	9:56:16	0.00	7.02	20.90	0.18
5/5/2005	9:56:31	0.00	7.00	20.90	0.19
5/5/2005	9:56:46	0.00	7.01	20.90	0.19
5/5/2005	9:57:01	0.00	7.04	20.90	0.18
5/5/2005	9:57:16	0.13	7.08	20.90	0.18
5/5/2005	9:57:31	0.03	7.02	20.91	0.18
5/5/2005	9:57:46	0.04	7.00	20.91	0.18
5/5/2005	9:58:01	0.00	7.03	20.91	0.18
5/5/2005	9:58:16	0.00	7.00	20.91	0.18
5/5/2005	9:58:31	0.00	7.02	20.91	0.18
5/5/2005	9:58:46	0.00	6.99	20.91	0.18
5/5/2005	9:59:01	0.00	7.03	20.91	0.18
5/5/2005	9:59:16	0.00	7.02	20.92	0.18
5/5/2005	9:59:31	0.00	7.00	20.92	0.18
5/5/2005	9:59:46	0.04	3.27	20.92	0.18
5/5/2005	10:00:01	0.09	2.45	20.92	0.18
5/5/2005	10:00:16	0.08	7.01	20.93	0.18
5/5/2005	10:00:31	0.00	7.00	20.92	0.17
5/5/2005	10:00:46	0.00	3.20	20.92	0.17
5/5/2005	10:01:01	0.00	0.73	20.93	0.17
5/5/2005	10:01:16	0.00	4.45	20.93	0.17
5/5/2005	10:01:31	0.00	5.71	20.93	0.17
5/5/2005	10:01:46	0.00	4.05	20.94	0.17
5/5/2005	10:02:01	0.00	6.99	20.93	0.17
5/5/2005	10:02:16	0.00	3.66	20.94	0.17
5/5/2005	10:02:31	0.00	2.43	20.93	0.17
5/5/2005	10:02:46	0.00	7.02	20.93	0.16
5/5/2005	10:03:01	0.01	1.59	20.94	0.17
5/5/2005	10:03:16	0.03	0.72	20.94	0.17
5/5/2005	10:03:31	0.00	2.43	20.93	0.16
5/5/2005	10:03:46	0.00	7.02	20.94	0.17
5/5/2005	10:04:01	0.00	1.10	20.94	0.17
5/5/2005	10:04:16	0.00	0.73	20.93	0.17
5/5/2005	10:04:31	0.00	2.04	20.94	0.17
5/5/2005	10:04:46	0.00	3.21	20.94	0.17
5/5/2005	10:05:01	0.00	0.77	20.94	0.17
5/5/2005	10:05:16	0.00	0.75	20.94	0.17
5/5/2005	10:05:31	0.02	0.71	20.93	0.17
5/5/2005	10:05:46	0.00	0.79	20.94	0.17
5/5/2005	10:06:01	0.00	0.75	20.93	0.16
5/5/2005	10:06:16	0.00	0.72	20.93	0.16
5/5/2005	10:06:31	0.00	0.75	20.93	0.16
5/5/2005	10:06:46	0.00	0.75	20.93	0.16
5/5/2005	10:07:01	-0.01	4.93	20.93	0.16
5/5/2005	10:07:16	0.00	0.77	20.93	0.16
5/5/2005	10:07:31	0.00	0.73	20.94	0.16
5/5/2005	10:07:46	0.00	0.75	20.93	0.17
5/5/2005	10:08:01	0.01	6.17	20.93	0.16
5/5/2005	10:08:16	0.04	3.22	20.93	0.16
5/5/2005	10:08:31	0.00	0.72	20.92	0.16
5/5/2005	10:08:46	0.01	4.09	20.92	0.16

5/5/2005	10:09:01	0.03	7.02	20.92	0.16
5/5/2005	10:09:16	0.00	3.66	20.92	0.16
5/5/2005	10:09:31	0.00	0.73	20.92	0.16
5/5/2005	10:09:46	0.00	4.48	20.91	0.16
5/5/2005	10:10:01	0.00	1.56	20.91	0.16
5/5/2005	10:10:16	0.00	0.76	20.91	0.16
5/5/2005	10:10:31	0.00	0.78	20.91	0.16
5/5/2005	10:10:46	0.00	0.75	20.91	0.17
5/5/2005	10:11:01	0.00	2.42	20.91	0.16
5/5/2005	10:11:16	0.00	3.21	20.91	0.16
5/5/2005	10:11:31	0.00	0.74	20.91	0.16
5/5/2005	10:11:46	0.00	4.52	20.91	0.16
5/5/2005	10:12:01	0.00	1.14	20.90	0.16
5/5/2005	10:12:16	0.00	0.76	20.90	0.16
5/5/2005	10:12:31	0.00	0.70	20.90	0.16
5/5/2005	10:12:46	0.00	0.73	20.90	0.16
5/5/2005	10:13:01	0.00	0.71	20.90	0.17
5/5/2005	10:13:16	0.00	0.74	20.90	0.16
5/5/2005	10:13:31	0.00	0.79	20.90	0.17
5/5/2005	10:13:46	0.00	0.72	20.90	0.16
5/5/2005	10:14:01	0.00	0.73	20.89	0.17
5/5/2005	10:14:16	0.00	0.74	20.89	0.17
5/5/2005	10:14:31	0.00	0.73	20.89	0.17
5/5/2005	10:14:46	0.00	0.74	20.89	0.17
5/5/2005	10:15:01	0.00	0.74	20.89	0.17
5/5/2005	10:15:16	0.00	0.73	20.89	0.17
5/5/2005	10:15:31	0.00	0.74	20.89	0.17
5/5/2005	10:15:46	0.00	0.76	20.89	0.17
5/5/2005	10:16:01	0.00	0.73	20.89	0.17
5/5/2005	10:16:16	0.00	0.73	20.89	0.17
5/5/2005	10:16:31	0.00	0.74	20.89	0.17
5/5/2005	10:16:46	0.00	0.76	20.88	0.17
5/5/2005	10:17:01	0.00	0.76	20.89	0.18
5/5/2005	10:17:16	0.00	0.72	20.88	0.17
5/5/2005	10:17:31	0.00	0.74	20.88	0.18
5/5/2005	10:17:46	0.00	0.76	20.88	0.17
5/5/2005	10:18:01	0.00	0.75	20.88	0.17
5/5/2005	10:18:16	0.00	0.75	20.88	0.17
5/5/2005	10:18:31	0.00	0.72	20.88	0.17
5/5/2005	10:18:46	0.00	0.76	20.88	0.17
5/5/2005	10:19:01	0.00	0.76	20.88	0.17
5/5/2005	10:19:16	0.00	0.78	20.88	0.17
5/5/2005	10:19:31	0.00	0.77	20.88	0.18
5/5/2005	10:19:46	0.00	0.74	20.88	0.17
5/5/2005	10:20:01	0.00	0.78	20.88	0.18
5/5/2005	10:20:16	0.00	0.72	20.88	0.18
5/5/2005	10:20:31	0.00	0.73	20.87	0.18
5/5/2005	10:20:46	0.00	0.82	20.87	0.18
5/5/2005	10:21:01	0.00	0.70	20.87	0.18
5/5/2005	10:21:16	0.00	0.75	20.87	0.18
5/5/2005	10:21:31	0.00	0.76	20.87	0.19
5/5/2005	10:21:46	0.00	0.75	20.87	0.18
5/5/2005	10:22:01	0.00	0.75	20.87	0.18
5/5/2005	10:22:16	0.00	0.73	20.87	0.18
5/5/2005	10:22:31	0.00	0.71	20.87	0.18

5/5/2005	10:22:46	-0.01	0.75	20.87	0.18
5/5/2005	10:23:01	0.00	0.74	20.87	0.18
5/5/2005	10:23:16	0.00	0.75	20.86	0.18
5/5/2005	10:23:31	0.00	0.78	20.86	0.18
5/5/2005	10:23:46	0.00	0.72	20.86	0.18
5/5/2005	10:24:01	0.00	5.35	20.86	0.18
5/5/2005	10:24:16	0.00	0.77	20.86	0.18
5/5/2005	10:24:31	0.00	0.76	20.86	0.18
5/5/2005	10:24:46	0.00	0.75	20.86	0.18
5/5/2005	10:25:01	0.00	4.54	20.86	0.18
5/5/2005	10:25:16	0.00	0.73	20.86	0.18
5/5/2005	10:25:31	0.00	0.76	20.86	0.19
5/5/2005	10:25:46	0.00	0.77	20.86	0.18
5/5/2005	10:26:01	0.00	0.78	20.86	0.18
5/5/2005	10:26:16	0.00	0.79	20.86	0.18
5/5/2005	10:26:31	0.00	2.45	20.86	0.18
5/5/2005	10:26:46	0.00	3.31	20.86	0.18
5/5/2005	10:27:01	0.00	0.78	20.86	0.18
5/5/2005	10:27:16	0.00	0.76	20.86	0.18
5/5/2005	10:27:31	0.00	0.74	20.86	0.18
5/5/2005	10:27:46	0.00	0.72	20.86	0.18
5/5/2005	10:28:01	0.00	0.78	20.86	0.18
5/5/2005	10:28:16	0.00	0.78	20.86	0.18
5/5/2005	10:28:31	0.00	0.76	20.86	0.19
5/5/2005	10:28:46	0.00	0.78	20.86	0.18
5/5/2005	10:29:01	0.00	0.74	20.86	0.18
5/5/2005	10:29:16	0.00	0.78	20.85	0.18
5/5/2005	10:29:31	0.00	0.78	20.85	0.18
5/5/2005	10:29:46	0.00	0.76	20.86	0.19
5/5/2005	10:30:01	0.00	2.40	20.86	0.18
5/5/2005	10:30:16	0.00	3.26	20.85	0.18
5/5/2005	10:30:31	0.00	0.81	20.85	0.18
5/5/2005	10:30:46	0.00	0.81	20.85	0.18
5/5/2005	10:31:01	0.00	2.04	20.85	0.18
5/5/2005	10:31:16	0.00	3.67	20.85	0.18
5/5/2005	10:31:31	0.00	0.79	20.85	0.18
5/5/2005	10:31:46	0.00	0.76	20.85	0.18
5/5/2005	10:32:01	0.00	0.78	20.85	0.18
5/5/2005	10:32:16	0.00	0.80	20.85	0.18
5/5/2005	10:32:31	0.00	0.79	20.85	0.18
5/5/2005	10:32:46	0.00	0.78	20.85	0.18
5/5/2005	10:33:01	0.00	0.78	20.85	0.18
5/5/2005	10:33:16	0.00	0.76	20.85	0.18
5/5/2005	10:33:31	0.00	0.78	20.85	0.18
5/5/2005	10:33:46	0.00	0.76	20.85	0.18
5/5/2005	10:34:01	0.00	0.77	20.85	0.18
5/5/2005	10:34:16	-0.01	0.74	20.84	0.18
5/5/2005	10:34:31	0.00	0.71	20.84	0.18
5/5/2005	10:34:46	0.00	0.76	20.85	0.18
5/5/2005	10:35:01	0.00	0.75	20.85	0.18
5/5/2005	10:35:16	0.00	0.74	20.85	0.18
5/5/2005	10:35:31	0.00	4.50	20.85	0.18
5/5/2005	10:35:46	0.00	0.79	20.85	0.18
5/5/2005	10:36:01	0.00	0.75	20.85	0.18
5/5/2005	10:36:16	0.00	0.77	20.85	0.18

5/5/2005	10:36:31	0.00	2.46	20.85	0.18
5/5/2005	10:36:46	0.00	3.72	20.86	0.18
5/5/2005	10:37:01	0.00	0.79	20.85	0.18
5/5/2005	10:37:16	0.00	0.77	20.85	0.18
5/5/2005	10:37:31	0.00	0.76	20.85	0.18
5/5/2005	10:37:46	0.00	0.78	20.86	0.18
5/5/2005	10:38:01	0.00	0.73	20.86	0.18
5/5/2005	10:38:16	0.00	0.75	20.85	0.18
5/5/2005	10:38:31	0.00	0.77	20.86	0.19
5/5/2005	10:38:46	0.00	0.77	20.86	0.18
5/5/2005	10:39:01	0.00	0.76	20.86	0.18
5/5/2005	10:39:16	0.00	0.75	20.86	0.18
5/5/2005	10:39:31	0.00	0.72	20.86	0.18
5/5/2005	10:39:46	0.00	0.76	20.86	0.18
5/5/2005	10:40:01	0.00	0.76	20.86	0.18
5/5/2005	10:40:16	0.00	0.82	20.86	0.18
5/5/2005	10:40:31	-0.01	0.74	20.86	0.18
5/5/2005	10:40:46	0.00	0.77	20.86	0.18
5/5/2005	10:41:01	0.00	0.76	20.86	0.18
5/5/2005	10:41:16	0.00	0.78	20.87	0.18
5/5/2005	10:41:31	0.00	0.77	20.87	0.17
5/5/2005	10:41:46	0.00	0.74	20.87	0.17
5/5/2005	10:42:01	0.00	4.95	20.87	0.17
5/5/2005	10:42:16	0.00	4.16	20.87	0.17
5/5/2005	10:42:31	0.00	1.61	20.88	0.17
5/5/2005	10:42:46	0.00	0.83	20.87	0.17
5/5/2005	10:43:01	0.00	4.92	20.88	0.17
5/5/2005	10:43:16	0.00	0.78	20.88	0.17
5/5/2005	10:43:31	0.00	0.76	20.88	0.17
5/5/2005	10:43:46	0.00	4.10	20.88	0.18
5/5/2005	10:44:01	0.00	7.05	20.88	0.17
5/5/2005	10:44:16	0.00	3.27	20.88	0.17
5/5/2005	10:44:31	0.00	0.76	20.88	0.17
5/5/2005	10:44:46	0.00	0.79	20.88	0.18
5/5/2005	10:45:01	0.00	6.61	20.88	0.17
5/5/2005	10:45:16	0.00	7.01	20.88	0.17
5/5/2005	10:45:31	0.00	1.14	20.88	0.17
5/5/2005	10:45:46	0.00	0.71	20.89	0.18
5/5/2005	10:46:01	0.00	0.74	20.88	0.17
5/5/2005	10:46:16	-0.01	0.72	20.88	0.17
5/5/2005	10:46:31	0.00	4.92	20.88	0.17
5/5/2005	10:46:46	0.00	0.73	20.89	0.17
5/5/2005	10:47:01	0.00	4.90	20.88	0.17
5/5/2005	10:47:16	0.00	0.75	20.88	0.17
5/5/2005	10:47:31	-0.01	0.72	20.88	0.17
5/5/2005	10:47:46	0.00	0.80	20.88	0.17
5/5/2005	10:48:01	0.00	4.89	20.88	0.17
5/5/2005	10:48:16	0.00	0.74	20.88	0.17
5/5/2005	10:48:31	0.00	0.76	20.88	0.17
5/5/2005	10:48:46	0.00	0.72	20.89	0.17
5/5/2005	10:49:01	0.00	0.74	20.89	0.17
5/5/2005	10:49:16	0.00	0.74	20.89	0.17
5/5/2005	10:49:31	0.00	0.79	20.89	0.17
5/5/2005	10:49:46	0.00	0.73	20.89	0.17
5/5/2005	10:50:01	0.00	0.71	20.89	0.17

5/5/2005	10:50:16	0.00	0.72	20.89	0.18
5/5/2005	10:50:31	0.00	2.05	20.89	0.18
5/5/2005	10:50:46	0.00	3.65	20.89	0.18
5/5/2005	10:51:01	0.00	0.74	20.88	0.18
5/5/2005	10:51:16	0.00	0.76	20.89	0.18
5/5/2005	10:51:31	0.00	2.77	20.88	0.18
5/5/2005	10:51:46	0.00	3.25	20.89	0.18
5/5/2005	10:52:01	0.00	1.97	20.89	0.18
5/5/2005	10:52:16	-0.01	3.17	20.89	0.18
5/5/2005	10:52:31	0.00	0.73	20.89	0.18
5/5/2005	10:52:46	0.00	0.75	20.89	0.18
5/5/2005	10:53:01	0.00	0.73	20.90	0.18
5/5/2005	10:53:16	0.00	0.70	20.90	0.18
5/5/2005	10:53:31	0.00	6.17	20.90	0.18
5/5/2005	10:53:46	0.00	7.01	20.90	0.19
5/5/2005	10:54:01	0.00	1.17	20.90	0.18
5/5/2005	10:54:16	0.00	0.76	20.90	0.18
5/5/2005	10:54:31	0.00	7.02	20.90	0.18
5/5/2005	10:54:46	0.00	7.00	20.91	0.18
5/5/2005	10:55:01	0.00	3.66	20.91	0.18
5/5/2005	10:55:16	0.00	3.24	20.91	0.18
5/5/2005	10:55:31	0.00	6.59	20.92	0.18
5/5/2005	10:55:46	0.00	6.97	20.91	0.18
5/5/2005	10:56:01	0.00	2.81	20.92	0.18
5/5/2005	10:56:16	0.00	3.62	20.91	0.18
5/5/2005	10:56:31	0.00	2.40	20.91	0.18
5/5/2005	10:56:46	0.00	6.97	20.92	0.18
5/5/2005	10:57:01	0.00	6.97	20.92	0.18
5/5/2005	10:57:16	0.00	3.21	20.92	0.18
5/5/2005	10:57:31	0.00	6.57	20.93	0.18
5/5/2005	10:57:46	0.00	3.64	20.92	0.18
5/5/2005	10:58:01	0.00	6.58	20.93	0.18
5/5/2005	10:58:16	0.00	7.00	20.93	0.17
5/5/2005	10:58:31	0.00	3.67	20.93	0.17
5/5/2005	10:58:46	0.00	7.01	20.92	0.17
5/5/2005	10:59:01	0.00	6.96	20.93	0.17
5/5/2005	10:59:16	0.00	2.85	20.93	0.17
5/5/2005	10:59:31	0.00	4.87	20.93	0.17
5/5/2005	10:59:46	0.00	4.10	20.94	0.17
5/5/2005	11:00:01	0.00	7.00	20.94	0.18
5/5/2005	11:00:16	0.00	6.97	20.94	0.17
5/5/2005	11:00:31	0.00	2.83	20.95	0.17
5/5/2005	11:00:46	0.00	6.99	20.95	0.17
5/5/2005	11:01:01	0.00	6.98	20.95	0.17
5/5/2005	11:01:16	0.00	7.01	20.96	0.17
5/5/2005	11:01:31	0.00	5.28	20.96	0.17
5/5/2005	11:01:46	0.00	4.01	20.96	0.17
5/5/2005	11:02:01	0.00	7.00	20.96	0.17
5/5/2005	11:02:16	0.00	6.99	20.96	0.17
5/5/2005	11:02:31	0.00	6.98	20.96	0.17
5/5/2005	11:02:46	0.00	7.01	20.96	0.17
5/5/2005	11:03:01	0.00	6.99	20.96	0.17
5/5/2005	11:03:16	0.00	6.98	20.96	0.17
5/5/2005	11:03:31	0.00	6.94	20.96	0.17
5/5/2005	11:03:46	0.00	6.98	20.96	0.17

5/5/2005	11:04:01	0.00	7.01	20.96	0.18
5/5/2005	11:04:16	0.00	6.99	20.96	0.17
5/5/2005	11:04:31	0.00	7.02	20.95	0.17
5/5/2005	11:04:46	0.00	6.96	20.95	0.17
5/5/2005	11:05:01	0.00	6.99	20.96	0.17
5/5/2005	11:05:16	0.00	7.01	20.96	0.17
5/5/2005	11:05:31	0.00	7.02	20.97	0.17
5/5/2005	11:05:46	0.00	7.01	20.96	0.16
5/5/2005	11:06:01	0.00	7.04	20.97	0.16
5/5/2005	11:06:16	0.00	7.02	20.97	0.16
5/5/2005	11:06:31	0.00	7.02	20.97	0.17
5/5/2005	11:06:46	0.00	7.02	20.96	0.17
5/5/2005	11:07:01	-0.01	7.00	20.97	0.16
5/5/2005	11:07:16	0.00	7.02	20.97	0.16
5/5/2005	11:07:31	0.00	7.01	20.96	0.16
5/5/2005	11:07:46	0.00	7.00	20.96	0.16
5/5/2005	11:08:01	0.00	7.01	20.96	0.17
5/5/2005	11:08:16	0.00	7.00	20.96	0.16
5/5/2005	11:08:31	0.00	7.00	20.96	0.16
5/5/2005	11:08:46	0.00	6.98	20.96	0.16
5/5/2005	11:09:01	0.00	7.01	20.97	0.17
5/5/2005	11:09:16	0.00	6.96	20.96	0.16
5/5/2005	11:09:31	0.00	7.02	20.96	0.16
5/5/2005	11:09:46	0.00	7.02	20.96	0.16
5/5/2005	11:10:01	0.00	7.01	20.97	0.16
5/5/2005	11:10:16	0.00	7.02	20.96	0.16
5/5/2005	11:10:31	0.00	7.02	20.96	0.16
5/5/2005	11:10:46	0.00	6.99	20.96	0.16
5/5/2005	11:11:01	0.00	6.97	20.96	0.16
5/5/2005	11:11:16	0.00	6.98	20.96	0.16
5/5/2005	11:11:31	0.00	6.99	20.97	0.16
5/5/2005	11:11:46	0.00	6.98	20.96	0.17
5/5/2005	11:12:01	0.00	7.01	20.96	0.17
5/5/2005	11:12:16	0.00	6.97	20.96	0.16
5/5/2005	11:12:31	0.00	6.95	20.96	0.16
5/5/2005	11:12:46	0.00	6.98	20.96	0.16
5/5/2005	11:13:01	0.00	7.05	20.96	0.17
5/5/2005	11:13:16	0.00	6.96	20.96	0.16
5/5/2005	11:13:31	0.00	6.99	20.96	0.16
5/5/2005	11:13:46	0.00	7.01	20.95	0.16
5/5/2005	11:14:01	0.00	7.02	20.95	0.16
5/5/2005	11:14:16	-0.01	7.02	20.95	0.16
5/5/2005	11:14:31	0.00	7.02	20.95	0.16
5/5/2005	11:14:46	0.00	7.01	20.95	0.16
5/5/2005	11:15:01	0.00	6.99	20.95	0.16
5/5/2005	11:15:16	0.00	7.03	20.95	0.16
5/5/2005	11:15:31	0.00	7.01	20.94	0.16
5/5/2005	11:15:46	0.00	7.01	20.94	0.16
5/5/2005	11:16:01	0.00	7.02	20.94	0.16
5/5/2005	11:16:16	0.00	7.05	20.94	0.17
5/5/2005	11:16:31	0.00	7.00	20.94	0.16
5/5/2005	11:16:46	0.00	7.00	20.94	0.16
5/5/2005	11:17:01	0.00	7.02	20.94	0.16
5/5/2005	11:17:16	0.00	7.02	20.93	0.17
5/5/2005	11:17:31	0.00	7.03	20.94	0.17

5/5/2005	11:17:46	0.00	7.06	20.94	0.17
5/5/2005	11:18:01	0.00	7.02	20.93	0.16
5/5/2005	11:18:16	0.00	7.04	20.94	0.16
5/5/2005	11:18:31	0.00	7.02	20.93	0.16
5/5/2005	11:18:46	0.00	6.98	20.94	0.16
5/5/2005	11:19:01	0.00	7.02	20.94	0.16
5/5/2005	11:19:16	0.00	7.01	20.94	0.16
5/5/2005	11:19:31	0.00	7.05	20.93	0.16
5/5/2005	11:19:46	0.00	7.06	20.93	0.17
5/5/2005	11:20:01	0.00	7.00	20.93	0.16
5/5/2005	11:20:16	0.00	7.00	20.94	0.16
5/5/2005	11:20:31	0.00	6.99	20.93	0.16
5/5/2005	11:20:46	0.00	7.03	20.94	0.16
5/5/2005	11:21:01	0.00	7.02	20.93	0.16
5/5/2005	11:21:16	0.00	7.02	20.93	0.17
5/5/2005	11:21:31	0.00	7.02	20.93	0.17
5/5/2005	11:21:46	0.00	7.00	20.93	0.16
5/5/2005	11:22:01	0.00	7.00	20.94	0.17
5/5/2005	11:22:16	0.00	7.02	20.94	0.16
5/5/2005	11:22:31	0.00	6.98	20.94	0.16
5/5/2005	11:22:46	0.00	6.99	20.94	0.16
5/5/2005	11:23:01	0.00	7.01	20.93	0.16
5/5/2005	11:23:16	0.00	7.02	20.92	0.16
5/5/2005	11:23:31	0.00	7.02	20.92	0.17
5/5/2005	11:23:46	0.00	7.01	20.92	0.17
5/5/2005	11:24:01	0.00	7.00	20.92	0.17
5/5/2005	11:24:16	0.00	6.98	20.92	0.17
5/5/2005	11:24:31	0.00	6.99	20.93	0.18
5/5/2005	11:24:46	0.00	7.02	20.92	0.17
5/5/2005	11:25:01	0.00	7.03	20.92	0.17
5/5/2005	11:25:16	0.00	7.00	20.91	0.17
5/5/2005	11:25:31	0.00	6.98	20.91	0.17
5/5/2005	11:25:46	0.00	6.99	20.92	0.17
5/5/2005	11:26:01	0.00	7.01	20.92	0.17
5/5/2005	11:26:16	0.00	6.96	20.91	0.17
5/5/2005	11:26:31	0.00	7.01	20.91	0.17
5/5/2005	11:26:46	0.00	7.02	20.91	0.17
5/5/2005	11:27:01	0.00	7.04	20.91	0.17
5/5/2005	11:27:16	0.00	7.00	20.92	0.17
5/5/2005	11:27:31	0.00	7.01	20.92	0.16
5/5/2005	11:27:46	0.00	6.99	20.92	0.17
5/5/2005	11:28:01	0.00	6.96	20.91	0.16
5/5/2005	11:28:16	0.00	7.01	20.91	0.17
5/5/2005	11:28:31	0.00	7.00	20.91	0.17
5/5/2005	11:28:46	0.00	7.01	20.91	0.17
5/5/2005	11:29:01	0.00	7.06	20.90	0.17
5/5/2005	11:29:16	0.00	7.02	20.91	0.16
5/5/2005	11:29:31	0.00	7.02	20.91	0.17
5/5/2005	11:29:46	0.00	7.04	20.91	0.16
5/5/2005	11:30:01	0.00	7.00	20.91	0.16
5/5/2005	11:30:16	0.00	7.01	20.91	0.16
5/5/2005	11:30:31	0.00	7.02	20.91	0.16
5/5/2005	11:30:46	0.00	7.01	20.91	0.16
5/5/2005	11:31:01	0.00	7.02	20.91	0.17
5/5/2005	11:31:16	0.00	7.03	20.90	0.16

5/5/2005	11:31:31	0.00	7.02	20.91	0.16
5/5/2005	11:31:46	0.00	7.00	20.90	0.16
5/5/2005	11:32:01	0.00	7.00	20.90	0.17
5/5/2005	11:32:16	0.00	6.99	20.90	0.17
5/5/2005	11:32:31	0.00	7.01	20.91	0.17
5/5/2005	11:32:46	0.00	6.95	20.90	0.16
5/5/2005	11:33:01	0.00	6.94	20.90	0.16
5/5/2005	11:33:16	0.00	7.00	20.90	0.16
5/5/2005	11:33:31	0.00	7.02	20.90	0.17
5/5/2005	11:33:46	0.00	7.02	20.90	0.17
5/5/2005	11:34:01	0.00	6.97	20.90	0.17
5/5/2005	11:34:16	0.00	7.01	20.90	0.16
5/5/2005	11:34:31	0.00	7.04	20.89	0.16
5/5/2005	11:34:46	0.00	6.96	20.89	0.17
5/5/2005	11:35:01	0.00	6.98	20.89	0.18
5/5/2005	11:35:16	0.00	6.96	20.90	0.17
5/5/2005	11:35:31	0.00	6.98	20.89	0.17
5/5/2005	11:35:46	0.00	7.00	20.89	0.18
5/5/2005	11:36:01	0.00	6.96	20.89	0.18
5/5/2005	11:36:16	0.00	6.98	20.89	0.17
5/5/2005	11:36:31	0.00	7.01	20.89	0.18
5/5/2005	11:36:46	0.00	7.01	20.89	0.17
5/5/2005	11:37:01	0.00	7.01	20.89	0.17
5/5/2005	11:37:16	0.00	7.01	20.89	0.17
5/5/2005	11:37:31	0.00	6.99	20.88	0.16
5/5/2005	11:37:46	0.00	6.97	20.88	0.16
5/5/2005	11:38:01	0.00	6.99	20.88	0.16
5/5/2005	11:38:16	0.00	6.98	20.89	0.16
5/5/2005	11:38:31	0.00	6.95	20.89	0.16
5/5/2005	11:38:46	0.00	6.98	20.89	0.16
5/5/2005	11:39:01	0.00	6.98	20.90	0.16
5/5/2005	11:39:16	0.00	6.95	20.90	0.17
5/5/2005	11:39:31	0.00	7.00	20.90	0.16
5/5/2005	11:39:46	0.00	6.94	20.90	0.16
5/5/2005	11:40:01	0.00	6.96	20.90	0.16
5/5/2005	11:40:16	0.00	6.99	20.90	0.16
5/5/2005	11:40:31	0.00	7.02	20.90	0.16
5/5/2005	11:40:46	0.00	6.98	20.90	0.16
5/5/2005	11:41:01	0.00	7.05	20.90	0.16
5/5/2005	11:41:16	0.00	7.00	20.90	0.16
5/5/2005	11:41:31	0.00	7.01	20.91	0.16
5/5/2005	11:41:46	0.00	7.00	20.91	0.16
5/5/2005	11:42:01	0.00	7.02	20.91	0.16
5/5/2005	11:42:16	0.00	7.02	20.91	0.16
5/5/2005	11:42:31	0.00	6.97	20.91	0.16
5/5/2005	11:42:46	0.00	6.93	20.91	0.15
5/5/2005	11:43:01	0.00	7.02	20.91	0.16
5/5/2005	11:43:16	0.00	7.01	20.92	0.15
5/5/2005	11:43:31	0.00	6.98	20.91	0.15
5/5/2005	11:43:46	0.00	7.00	20.91	0.16
5/5/2005	11:44:01	0.00	6.99	20.92	0.16
5/5/2005	11:44:16	0.00	7.02	20.92	0.16
5/5/2005	11:44:31	0.00	7.02	20.92	0.15
5/5/2005	11:44:46	0.00	6.98	20.92	0.15
5/5/2005	11:45:01	0.00	7.00	20.92	0.15

5/5/2005	11:45:16	0.00	6.98	20.92	0.15
5/5/2005	11:45:31	-0.01	6.99	20.92	0.15
5/5/2005	11:45:46	0.00	6.99	20.93	0.16
5/5/2005	11:46:01	0.00	6.97	20.92	0.16
5/5/2005	11:46:16	0.00	7.05	20.93	0.16
5/5/2005	11:46:31	0.00	7.00	20.93	0.16
5/5/2005	11:46:46	0.00	6.99	20.93	0.15
5/5/2005	11:47:01	0.00	7.00	20.93	0.15
5/5/2005	11:47:16	0.00	7.02	20.93	0.16
5/5/2005	11:47:31	0.00	7.02	20.93	0.15
5/5/2005	11:47:46	0.00	7.02	20.93	0.16
5/5/2005	11:48:01	0.00	6.97	20.93	0.16
5/5/2005	11:48:16	0.00	7.01	20.93	0.16
5/5/2005	11:48:31	0.00	7.03	20.93	0.16
5/5/2005	11:48:46	0.00	7.02	20.93	0.15
5/5/2005	11:49:01	0.00	7.01	20.93	0.15
5/5/2005	11:49:16	0.00	6.99	20.94	0.15
5/5/2005	11:49:31	0.00	7.01	20.94	0.15
5/5/2005	11:49:46	0.00	7.02	20.94	0.15
5/5/2005	11:50:01	0.00	7.01	20.94	0.14
5/5/2005	11:50:16	-0.01	7.03	20.95	0.15
5/5/2005	11:50:31	0.00	7.03	20.95	0.15
5/5/2005	11:50:46	0.00	7.06	20.95	0.15
5/5/2005	11:51:01	0.00	7.02	20.95	0.15
5/5/2005	11:51:16	-0.01	7.02	20.95	0.14
5/5/2005	11:51:31	0.00	7.03	20.95	0.14
5/5/2005	11:51:46	0.00	7.00	20.95	0.14
5/5/2005	11:52:01	0.00	7.03	20.95	0.14
5/5/2005	11:52:16	0.00	7.04	20.96	0.15
5/5/2005	11:52:31	0.00	7.03	20.95	0.15
5/5/2005	11:52:46	0.00	7.04	20.95	0.15
5/5/2005	11:53:01	0.00	7.02	20.96	0.14
5/5/2005	11:53:16	0.00	7.02	20.96	0.15
5/5/2005	11:53:31	-0.01	7.06	20.96	0.14
5/5/2005	11:53:46	0.00	7.05	20.96	0.15
5/5/2005	11:54:01	0.00	7.05	20.96	0.15
5/5/2005	11:54:16	0.00	7.03	20.96	0.15
5/5/2005	11:54:31	0.00	7.00	20.96	0.15
5/5/2005	11:54:46	0.00	7.00	20.96	0.15
5/5/2005	11:55:01	0.00	7.03	20.97	0.15
5/5/2005	11:55:16	0.00	7.03	20.96	0.15
5/5/2005	11:55:31	0.00	7.03	20.96	0.15
5/5/2005	11:55:46	0.00	7.03	20.96	0.15
5/5/2005	11:56:01	0.00	7.04	20.97	0.15
5/5/2005	11:56:16	0.00	7.04	20.97	0.15
5/5/2005	11:56:31	0.00	7.02	20.97	0.14
5/5/2005	11:56:46	0.00	7.02	20.97	0.15
5/5/2005	11:57:01	0.00	7.02	20.97	0.14
5/5/2005	11:57:16	0.00	7.04	20.97	0.15
5/5/2005	11:57:31	0.00	7.06	20.98	0.15
5/5/2005	11:57:46	-0.01	7.05	20.98	0.14
5/5/2005	11:58:01	0.00	6.99	20.98	0.14
5/5/2005	11:58:16	0.00	7.06	20.98	0.14
5/5/2005	11:58:31	0.00	7.06	20.98	0.14
5/5/2005	11:58:46	0.00	7.02	20.98	0.14

5/5/2005	11:59:01	0.00	7.04	20.98	0.14
5/5/2005	11:59:16	0.00	7.06	20.98	0.15
5/5/2005	11:59:31	-0.01	7.02	20.98	0.15
5/5/2005	11:59:46	0.00	7.06	20.98	0.15
5/5/2005	12:00:01	0.00	7.04	20.98	0.15
5/5/2005	12:00:16	0.00	7.08	20.98	0.15
5/5/2005	12:00:31	0.00	7.02	20.98	0.14
5/5/2005	12:00:46	0.00	7.03	20.98	0.14
5/5/2005	12:01:01	0.00	7.04	20.98	0.15
5/5/2005	12:01:16	0.00	7.03	20.99	0.14
5/5/2005	12:01:31	0.00	7.03	20.99	0.15
5/5/2005	12:01:46	0.00	7.03	20.98	0.15
5/5/2005	12:02:01	0.00	7.02	20.98	0.15
5/5/2005	12:02:16	0.00	7.02	20.98	0.15
5/5/2005	12:02:31	0.00	7.09	20.99	0.14
5/5/2005	12:02:46	0.00	7.00	20.98	0.14
5/5/2005	12:03:01	0.00	7.05	20.98	0.14
5/5/2005	12:03:16	0.00	7.03	20.99	0.15
5/5/2005	12:03:31	0.00	7.02	20.99	0.14
5/5/2005	12:03:46	0.00	7.04	20.99	0.15
5/5/2005	12:04:01	0.00	7.04	20.99	0.15
5/5/2005	12:04:16	0.00	7.04	21.00	0.14
5/5/2005	12:04:31	0.00	7.08	21.00	0.15
5/5/2005	12:04:46	0.00	7.06	20.99	0.15
5/5/2005	12:05:01	0.00	7.05	21.00	0.15
5/5/2005	12:05:16	0.00	7.04	20.99	0.14
5/5/2005	12:05:31	0.00	7.06	20.99	0.14
5/5/2005	12:05:46	0.00	7.08	20.99	0.15
5/5/2005	12:06:01	0.00	7.05	21.00	0.14
5/5/2005	12:06:16	0.00	7.09	21.00	0.14
5/5/2005	12:06:31	0.00	7.03	21.00	0.14
5/5/2005	12:06:46	0.00	7.10	21.00	0.14
5/5/2005	12:07:01	0.00	7.05	21.00	0.15
5/5/2005	12:07:16	0.00	7.01	21.00	0.14
5/5/2005	12:07:31	0.00	7.04	21.00	0.14
5/5/2005	12:07:46	0.00	7.06	21.00	0.14
5/5/2005	12:08:01	0.00	7.02	21.00	0.14
5/5/2005	12:08:16	0.00	7.05	21.00	0.14
5/5/2005	12:08:31	0.00	7.05	21.01	0.15
5/5/2005	12:08:46	0.00	7.05	21.01	0.14
5/5/2005	12:09:01	0.00	7.05	21.01	0.14
5/5/2005	12:09:16	0.00	7.04	21.01	0.14
5/5/2005	12:09:31	0.00	7.06	21.01	0.14
5/5/2005	12:09:46	0.00	7.06	21.00	0.14
5/5/2005	12:10:01	0.00	7.09	21.01	0.14
5/5/2005	12:10:16	0.00	7.08	21.01	0.14
5/5/2005	12:10:31	0.00	7.11	21.01	0.15
5/5/2005	12:10:46	-0.01	7.04	21.01	0.14
5/5/2005	12:11:01	0.00	7.06	21.01	0.15
5/5/2005	12:11:16	0.00	7.02	21.01	0.14
5/5/2005	12:11:31	0.00	7.03	21.01	0.14
5/5/2005	12:11:46	0.00	7.08	21.01	0.14
5/5/2005	12:12:01	0.00	7.08	21.01	0.14
5/5/2005	12:12:16	0.00	7.06	21.01	0.14
5/5/2005	12:12:31	0.00	7.05	21.01	0.13

5/5/2005	12:12:46	0.00	7.09	21.01	0.14
5/5/2005	12:13:01	0.00	7.02	21.01	0.14
5/5/2005	12:13:16	0.00	7.05	21.01	0.14
5/5/2005	12:13:31	0.00	7.08	21.01	0.14
5/5/2005	12:13:46	0.00	7.05	21.02	0.14
5/5/2005	12:14:01	0.00	7.08	21.01	0.14
5/5/2005	12:14:16	0.00	7.05	21.01	0.14
5/5/2005	12:14:31	0.00	7.04	21.02	0.14
5/5/2005	12:14:46	0.00	7.07	21.02	0.14
5/5/2005	12:15:01	0.00	7.08	21.01	0.14
5/5/2005	12:15:16	0.00	7.09	21.02	0.14
5/5/2005	12:15:31	0.00	7.09	21.02	0.14
5/5/2005	12:15:46	0.00	7.10	21.02	0.14
5/5/2005	12:16:01	0.00	7.10	21.02	0.14
5/5/2005	12:16:16	0.00	7.05	21.02	0.14
5/5/2005	12:16:31	0.00	7.09	21.02	0.14
5/5/2005	12:16:46	0.00	7.08	21.03	0.14
5/5/2005	12:17:01	0.00	7.02	21.02	0.14
5/5/2005	12:17:16	0.00	7.06	21.03	0.14
5/5/2005	12:17:31	0.00	7.04	21.03	0.14
5/5/2005	12:17:46	0.00	7.06	21.02	0.14
5/5/2005	12:18:01	0.00	7.05	21.02	0.14
5/5/2005	12:18:16	0.00	7.04	21.02	0.13
5/5/2005	12:18:31	0.00	7.07	21.03	0.14
5/5/2005	12:18:46	0.00	7.11	21.03	0.14
5/5/2005	12:19:01	0.00	7.05	21.02	0.14
5/5/2005	12:19:16	0.00	7.07	21.03	0.14
5/5/2005	12:19:31	0.00	7.05	21.03	0.14
5/5/2005	12:19:46	0.00	7.03	21.03	0.14
5/5/2005	12:20:01	0.00	7.06	21.02	0.14
5/5/2005	12:20:16	0.00	7.08	21.02	0.14
5/5/2005	12:20:31	0.00	7.10	21.02	0.14
5/5/2005	12:20:46	0.00	7.12	21.02	0.14
5/5/2005	12:21:01	0.00	7.08	21.02	0.14
5/5/2005	12:21:16	0.00	7.05	21.02	0.14
5/5/2005	12:21:31	0.00	7.06	21.03	0.14
5/5/2005	12:21:46	0.00	7.10	21.03	0.14
5/5/2005	12:22:01	0.00	7.09	21.03	0.14
5/5/2005	12:22:16	0.00	7.03	21.03	0.13
5/5/2005	12:22:31	0.00	7.05	21.03	0.14
5/5/2005	12:22:46	0.00	7.06	21.03	0.14
5/5/2005	12:23:01	0.00	7.05	21.03	0.14
5/5/2005	12:23:16	0.00	7.06	21.03	0.14
5/5/2005	12:23:31	0.00	7.09	21.03	0.14
5/5/2005	12:23:46	0.00	7.10	21.03	0.14
5/5/2005	12:24:01	0.00	7.08	21.03	0.14
5/5/2005	12:24:16	0.00	7.10	21.03	0.13
5/5/2005	12:24:31	-0.01	7.05	21.03	0.14
5/5/2005	12:24:46	0.00	7.08	21.03	0.14
5/5/2005	12:25:01	0.00	7.07	21.03	0.14
5/5/2005	12:25:16	0.00	7.06	21.03	0.14
5/5/2005	12:25:31	0.00	7.06	21.03	0.14
5/5/2005	12:25:46	-0.01	7.06	21.04	0.13
5/5/2005	12:26:01	0.00	7.09	21.04	0.14
5/5/2005	12:26:16	0.00	7.09	21.04	0.14

5/5/2005	12:26:31	0.00	7.10	21.04	0.14
5/5/2005	12:26:46	0.00	7.07	21.04	0.14
5/5/2005	12:27:01	0.00	7.11	21.04	0.14
5/5/2005	12:27:16	0.00	7.08	21.04	0.14
5/5/2005	12:27:31	0.00	7.06	21.04	0.13
5/5/2005	12:27:46	0.00	7.08	21.04	0.14
5/5/2005	12:28:01	0.00	7.08	21.04	0.13
5/5/2005	12:28:16	0.00	7.08	21.04	0.14
5/5/2005	12:28:31	0.00	7.09	21.04	0.14
5/5/2005	12:28:46	0.00	7.08	21.04	0.14
5/5/2005	12:29:01	0.00	7.09	21.04	0.14
5/5/2005	12:29:16	0.00	7.10	21.04	0.14
5/5/2005	12:29:31	0.00	7.06	21.05	0.14
5/5/2005	12:29:46	0.00	7.10	21.04	0.14
5/5/2005	12:30:01	0.00	7.10	21.04	0.14
5/5/2005	12:30:16	0.00	7.09	21.04	0.13
5/5/2005	12:30:31	0.00	7.05	21.05	0.14
5/5/2005	12:30:46	0.00	7.09	21.04	0.13
5/5/2005	12:31:01	0.00	7.08	21.04	0.14
5/5/2005	12:31:16	0.00	7.10	21.05	0.14
5/5/2005	12:31:31	0.00	7.10	21.05	0.14
5/5/2005	12:31:46	0.00	7.10	21.04	0.14
5/5/2005	12:32:01	0.00	7.09	21.05	0.14
5/5/2005	12:32:16	0.00	7.11	21.04	0.14
5/5/2005	12:32:31	0.00	7.09	21.04	0.13
5/5/2005	12:32:46	0.00	7.09	21.05	0.14
5/5/2005	12:33:01	0.00	7.10	21.05	0.14
5/5/2005	12:33:16	0.00	7.06	21.05	0.14
5/5/2005	12:33:31	0.00	7.09	21.05	0.14
5/5/2005	12:33:46	0.00	7.10	21.04	0.14
5/5/2005	12:34:01	0.00	7.10	21.05	0.14
5/5/2005	12:34:16	0.00	7.09	21.04	0.14
5/5/2005	12:34:31	-0.01	7.05	21.04	0.14
5/5/2005	12:34:46	0.00	7.06	21.05	0.13
5/5/2005	12:35:01	0.00	7.09	21.05	0.13
5/5/2005	12:35:16	0.00	7.14	21.04	0.14
5/5/2005	12:35:31	0.00	7.07	21.05	0.13
5/5/2005	12:35:46	0.00	7.09	21.05	0.14
5/5/2005	12:36:01	0.00	7.12	21.06	0.14
5/5/2005	12:36:16	0.00	7.10	21.06	0.14
5/5/2005	12:36:31	0.00	7.09	21.05	0.14
5/5/2005	12:36:46	0.00	7.10	21.05	0.14
5/5/2005	12:37:01	0.00	7.10	21.05	0.14
5/5/2005	12:37:16	0.00	7.06	21.05	0.14
5/5/2005	12:37:31	0.00	7.10	21.05	0.14
5/5/2005	12:37:46	0.00	7.11	21.05	0.14
5/5/2005	12:38:01	0.00	7.11	21.04	0.15
5/5/2005	12:38:16	0.00	7.09	21.04	0.15
5/5/2005	12:38:31	0.00	7.09	21.03	0.15
5/5/2005	12:38:46	0.00	7.06	21.03	0.15
5/5/2005	12:39:01	0.00	7.08	21.04	0.15
5/5/2005	12:39:16	0.00	7.06	21.04	0.14
5/5/2005	12:39:31	0.00	7.10	21.03	0.14
5/5/2005	12:39:46	0.00	7.08	21.03	0.14
5/5/2005	12:40:01	0.00	7.05	21.03	0.14

CO2
0.15

5/5/2005	12:40:16	0.00	7.04	21.03	0.14
5/5/2005	12:40:31	0.00	7.08	21.03	0.15
5/5/2005	12:40:46	0.00	7.10	21.03	0.15
5/5/2005	12:41:01	0.00	7.04	21.03	0.15
5/5/2005	12:41:16	0.00	7.07	21.03	0.16
5/5/2005	12:41:31	0.00	7.07	21.03	0.16
5/5/2005	12:41:46	0.00	7.02	21.02	0.15
5/5/2005	12:42:01	-0.01	7.04	21.02	0.15
5/5/2005	12:42:16	0.00	7.02	21.02	0.16
5/5/2005	12:42:31	0.00	7.09	21.02	0.16
5/5/2005	12:42:46	0.00	7.05	21.02	0.16
5/5/2005	12:43:01	0.00	7.06	21.02	0.16
5/5/2005	12:43:16	0.00	7.04	21.02	0.15
5/5/2005	12:43:31	0.00	7.02	21.02	0.15
5/5/2005	12:43:46	0.00	6.99	21.02	0.16
5/5/2005	12:44:01	0.00	7.01	21.01	0.16
5/5/2005	12:44:16	0.00	7.02	21.02	0.16
5/5/2005	12:44:31	0.00	6.99	21.01	0.16
5/5/2005	12:44:46	0.00	7.03	21.02	0.16
5/5/2005	12:45:01	0.00	6.96	21.01	0.16
5/5/2005	12:45:16	0.00	7.02	21.01	0.16
5/5/2005	12:45:31	0.00	6.99	21.01	0.16
5/5/2005	12:45:46	0.00	6.99	21.01	0.15
5/5/2005	12:46:01	0.00	6.98	21.01	0.15
5/5/2005	12:46:16	0.00	6.99	21.01	0.16
5/5/2005	12:46:31	0.00	7.00	21.01	0.16
5/5/2005	12:46:46	0.00	7.03	21.01	0.16
5/5/2005	12:47:01	0.00	6.99	21.01	0.16
5/5/2005	12:47:16	0.00	7.02	21.01	0.16
5/5/2005	12:47:31	0.00	6.95	21.00	0.15
5/5/2005	12:47:46	0.00	6.94	21.00	0.16
5/5/2005	12:48:01	0.00	6.98	21.00	0.16
5/5/2005	12:48:16	0.00	6.95	21.00	0.16
5/5/2005	12:48:31	0.00	6.94	21.00	0.16
5/5/2005	12:48:46	0.00	6.99	21.01	0.16
5/5/2005	12:49:01	0.00	6.95	21.00	0.16
5/5/2005	12:49:16	0.00	6.94	21.00	0.15
5/5/2005	12:49:31	0.00	6.94	20.99	0.16
5/5/2005	12:49:46	0.00	6.97	20.99	0.15
5/5/2005	12:50:01	0.00	6.98	20.99	0.16
5/5/2005	12:50:16	0.00	6.99	20.99	0.15
5/5/2005	12:50:31	0.00	6.94	20.98	0.16
5/5/2005	12:50:46	0.00	6.94	20.98	0.15
5/5/2005	12:51:01	0.00	6.94	20.99	0.15
5/5/2005	12:51:16	0.00	6.96	20.99	0.16
5/5/2005	12:51:31	0.00	6.96	20.98	0.16
5/5/2005	12:51:46	0.00	7.01	20.98	0.16
5/5/2005	12:52:01	0.00	6.94	20.99	0.15
5/5/2005	12:52:16	0.00	6.94	20.98	0.15
5/5/2005	12:52:31	0.00	6.95	20.97	0.15
5/5/2005	12:52:46	0.00	6.99	20.98	0.16
5/5/2005	12:53:01	0.00	6.97	20.98	0.16
5/5/2005	12:53:16	0.00	6.99	20.97	0.16
5/5/2005	12:53:31	0.00	6.99	20.97	0.16
5/5/2005	12:53:46	0.00	6.94	20.96	0.15

5/5/2005	12:54:01	0.00	6.91	20.96	0.16
5/5/2005	12:54:16	0.00	6.94	20.95	0.16
5/5/2005	12:54:31	0.00	6.96	20.95	0.17
5/5/2005	12:54:46	0.00	6.97	20.95	0.17
5/5/2005	12:55:01	0.00	6.97	20.95	0.16
5/5/2005	12:55:16	0.00	6.94	20.95	0.16
5/5/2005	12:55:31	0.00	2.34	20.95	0.16
5/5/2005	12:55:46	0.00	6.95	20.94	0.16
5/5/2005	12:56:01	0.00	6.97	20.94	0.16
5/5/2005	12:56:16	0.00	6.95	20.94	0.16
5/5/2005	12:56:31	0.00	6.96	20.94	0.16
5/5/2005	12:56:46	0.00	6.94	20.94	0.17
5/5/2005	12:57:01	0.00	2.78	20.94	0.17
5/5/2005	12:57:16	-0.01	6.95	20.94	0.16
5/5/2005	12:57:31	0.00	7.00	20.94	0.16
5/5/2005	12:57:46	0.00	3.20	20.94	0.16
5/5/2005	12:58:01	0.00	4.61	20.93	0.17
5/5/2005	12:58:16	0.00	4.86	20.93	0.16
5/5/2005	12:58:31	0.00	2.40	20.93	0.16
5/5/2005	12:58:46	0.00	3.64	20.93	0.16
5/5/2005	12:59:01	0.00	0.66	20.93	0.16
5/5/2005	12:59:16	0.00	4.46	20.93	0.17
5/5/2005	12:59:31	0.00	6.94	20.93	0.17
5/5/2005	12:59:46	0.00	6.98	20.93	0.16
5/5/2005	13:00:01	0.00	6.93	20.92	0.16
5/5/2005	13:00:16	0.00	2.78	20.93	0.16
5/5/2005	13:00:31	0.00	6.57	20.92	0.17
5/5/2005	13:00:46	0.00	3.59	20.93	0.17
5/5/2005	13:01:01	0.00	2.35	20.93	0.18
5/5/2005	13:01:16	0.00	6.94	20.93	0.17
5/5/2005	13:01:31	0.00	2.98	20.92	0.17
5/5/2005	13:01:46	-0.01	6.97	20.92	0.17
5/5/2005	13:02:01	0.00	5.73	20.92	0.17
5/5/2005	13:02:16	0.00	0.69	20.92	0.17
5/5/2005	13:02:31	0.00	2.30	20.93	0.17
5/5/2005	13:02:46	0.00	6.95	20.92	0.17
5/5/2005	13:03:01	0.00	6.95	20.92	0.17
5/5/2005	13:03:16	0.00	3.20	20.92	0.17
5/5/2005	13:03:31	0.00	0.70	20.92	0.17
5/5/2005	13:03:46	0.00	4.80	20.92	0.17
5/5/2005	13:04:01	0.00	6.99	20.92	0.18
5/5/2005	13:04:16	0.00	7.01	20.92	0.17
5/5/2005	13:04:31	0.00	1.20	20.92	0.18
5/5/2005	13:04:46	0.00	0.74	20.92	0.17
5/5/2005	13:05:01	0.00	1.97	20.92	0.17
5/5/2005	13:05:16	0.00	2.83	20.92	0.17
5/5/2005	13:05:31	0.00	0.74	20.92	0.18
5/5/2005	13:05:46	0.00	0.71	20.92	0.18
5/5/2005	13:06:01	-0.01	6.97	20.92	0.17
5/5/2005	13:06:16	0.00	3.22	20.91	0.17
5/5/2005	13:06:31	0.00	0.69	20.91	0.17
5/5/2005	13:06:46	-0.01	0.71	20.91	0.17
5/5/2005	13:07:01	0.00	1.94	20.91	0.17
5/5/2005	13:07:16	0.00	3.10	20.91	0.17
5/5/2005	13:07:31	0.00	0.68	20.91	0.17

5/5/2005	13:07:46	0.00	0.69	20.91	0.17
5/5/2005	13:08:01	0.00	6.40	20.91	0.17
5/5/2005	13:08:16	0.00	3.22	20.91	0.18
5/5/2005	13:08:31	0.00	4.86	20.91	0.17
5/5/2005	13:08:46	0.00	0.71	20.91	0.18
5/5/2005	13:09:01	0.00	1.96	20.92	0.18
5/5/2005	13:09:16	0.00	3.65	20.92	0.17
5/5/2005	13:09:31	0.00	0.69	20.91	0.17
5/5/2005	13:09:46	0.00	0.69	20.91	0.17
5/5/2005	13:10:01	0.00	0.70	20.91	0.17
5/5/2005	13:10:16	0.00	4.45	20.91	0.17
5/5/2005	13:10:31	0.00	1.15	20.91	0.17
5/5/2005	13:10:46	0.00	0.68	20.91	0.17
5/5/2005	13:11:01	0.00	0.71	20.92	0.17
5/5/2005	13:11:16	0.00	0.69	20.92	0.17
5/5/2005	13:11:31	0.00	6.26	20.91	0.17
5/5/2005	13:11:46	0.00	3.23	20.91	0.17
5/5/2005	13:12:01	0.00	0.71	20.91	0.18
5/5/2005	13:12:16	0.00	0.66	20.91	0.17
5/5/2005	13:12:31	0.00	5.28	20.91	0.18
5/5/2005	13:12:46	0.00	0.72	20.91	0.18
5/5/2005	13:13:01	0.00	0.71	20.91	0.18
5/5/2005	13:13:16	0.00	0.72	20.91	0.18
5/5/2005	13:13:31	0.00	0.71	20.91	0.18
5/5/2005	13:13:46	0.00	0.74	20.91	0.18
5/5/2005	13:14:01	0.00	0.72	20.92	0.17
5/5/2005	13:14:16	0.00	0.69	20.92	0.18
5/5/2005	13:14:31	0.00	0.73	20.92	0.17
5/5/2005	13:14:46	0.00	0.71	20.91	0.17
5/5/2005	13:15:01	0.00	0.72	20.92	0.17
5/5/2005	13:15:16	0.00	0.69	20.91	0.18
5/5/2005	13:15:31	0.00	0.72	20.92	0.17
5/5/2005	13:15:46	-0.01	0.71	20.92	0.17
5/5/2005	13:16:01	0.00	0.68	20.92	0.17
5/5/2005	13:16:16	0.00	0.74	20.92	0.18
5/5/2005	13:16:31	0.00	0.69	20.92	0.17
5/5/2005	13:16:46	0.00	0.70	20.92	0.17
5/5/2005	13:17:01	0.00	4.05	20.92	0.17
5/5/2005	13:17:16	0.00	0.75	20.92	0.17
5/5/2005	13:17:31	0.00	0.74	20.92	0.17
5/5/2005	13:17:46	0.00	0.73	20.92	0.17
5/5/2005	13:18:01	0.00	4.92	20.92	0.17
5/5/2005	13:18:16	0.00	0.72	20.93	0.17
5/5/2005	13:18:31	0.00	0.65	20.93	0.17
5/5/2005	13:18:46	0.00	0.69	20.93	0.17
5/5/2005	13:19:01	-0.01	6.16	20.93	0.17
5/5/2005	13:19:16	0.00	2.80	20.93	0.17
5/5/2005	13:19:31	0.00	0.73	20.93	0.17
5/5/2005	13:19:46	0.00	4.09	20.93	0.17
5/5/2005	13:20:01	0.00	7.00	20.93	0.17
5/5/2005	13:20:16	0.00	3.26	20.93	0.17
5/5/2005	13:20:31	0.00	0.73	20.94	0.18
5/5/2005	13:20:46	0.00	0.71	20.94	0.17
5/5/2005	13:21:01	0.00	1.97	20.94	0.17
5/5/2005	13:21:16	0.00	6.94	20.94	0.17

5/5/2005	13:21:31	0.00	1.11	20.94	0.17
5/5/2005	13:21:46	0.00	0.74	20.94	0.17
5/5/2005	13:22:01	0.00	0.73	20.95	0.17
5/5/2005	13:22:16	0.00	0.69	20.94	0.17
5/5/2005	13:22:31	0.00	0.73	20.95	0.17
5/5/2005	13:22:46	0.00	0.76	20.95	0.17
5/5/2005	13:23:01	0.00	0.71	20.95	0.17
5/5/2005	13:23:16	0.00	0.73	20.95	0.18
5/5/2005	13:23:31	0.00	0.71	20.95	0.17
5/5/2005	13:23:46	0.00	0.74	20.95	0.17
5/5/2005	13:24:01	0.00	0.70	20.95	0.17
5/5/2005	13:24:16	0.00	0.74	20.95	0.17
5/5/2005	13:24:31	0.00	0.76	20.96	0.17
5/5/2005	13:24:46	0.00	0.74	20.96	0.17
5/5/2005	13:25:01	0.00	0.78	20.96	0.17
5/5/2005	13:25:16	-0.01	0.73	20.96	0.17
5/5/2005	13:25:31	0.00	0.73	20.96	0.17
5/5/2005	13:25:46	0.00	0.72	20.96	0.17
5/5/2005	13:26:01	0.00	0.71	20.95	0.17
5/5/2005	13:26:16	0.00	0.74	20.96	0.18
5/5/2005	13:26:31	0.00	0.73	20.96	0.17
5/5/2005	13:26:46	-0.01	0.76	20.96	0.17
5/5/2005	13:27:01	0.00	0.73	20.96	0.17
5/5/2005	13:27:16	0.00	0.76	20.97	0.17
5/5/2005	13:27:31	-0.01	0.73	20.97	0.17
5/5/2005	13:27:46	0.00	0.73	20.97	0.17
5/5/2005	13:28:01	0.00	0.71	20.97	0.17
5/5/2005	13:28:16	0.00	0.73	20.97	0.17
5/5/2005	13:28:31	0.00	0.76	20.97	0.17
5/5/2005	13:28:46	0.00	0.76	20.98	0.17
5/5/2005	13:29:01	0.00	0.72	20.98	0.17
5/5/2005	13:29:16	0.00	0.75	20.98	0.17
5/5/2005	13:29:31	0.00	0.72	20.98	0.17
5/5/2005	13:29:46	0.00	0.72	20.97	0.17
5/5/2005	13:30:01	0.00	0.74	20.98	0.17
5/5/2005	13:30:16	0.00	0.71	20.98	0.17
5/5/2005	13:30:31	0.00	0.70	20.98	0.17
5/5/2005	13:30:46	0.00	0.70	20.98	0.18
5/5/2005	13:31:01	0.00	4.08	20.98	0.17
5/5/2005	13:31:16	0.00	0.71	20.98	0.16
5/5/2005	13:31:31	0.00	0.69	20.98	0.16
5/5/2005	13:31:46	0.00	0.69	20.98	0.17
5/5/2005	13:32:01	0.00	0.71	20.98	0.16
5/5/2005	13:32:16	0.00	0.72	20.98	0.17
5/5/2005	13:32:31	0.00	0.71	20.98	0.16
5/5/2005	13:32:46	0.00	0.69	20.99	0.16
5/5/2005	13:33:01	0.00	0.73	20.98	0.16
5/5/2005	13:33:16	0.00	0.69	20.98	0.17
5/5/2005	13:33:31	0.00	0.67	20.97	0.16
5/5/2005	13:33:46	0.00	0.69	20.98	0.16
5/5/2005	13:34:01	0.00	0.67	20.97	0.16
5/5/2005	13:34:16	0.00	0.64	20.97	0.16
5/5/2005	13:34:31	0.00	0.67	20.98	0.16
5/5/2005	13:34:46	0.00	0.67	20.98	0.17
5/5/2005	13:35:01	0.00	0.68	20.97	0.16

5/5/2005	13:35:16	0.00	0.68	20.97	0.16
5/5/2005	13:35:31	0.00	0.66	20.97	0.16
5/5/2005	13:35:46	0.00	0.65	20.97	0.16
5/5/2005	13:36:01	0.00	0.61	20.97	0.16
5/5/2005	13:36:16	0.00	0.64	20.96	0.16
5/5/2005	13:36:31	0.00	0.62	20.96	0.16
5/5/2005	13:36:46	0.00	0.64	20.96	0.17
5/5/2005	13:37:01	0.00	0.61	20.96	0.16
5/5/2005	13:37:16	0.00	0.62	20.96	0.15
5/5/2005	13:37:31	0.00	0.67	20.95	0.16
5/5/2005	13:37:46	0.00	0.56	20.96	0.16
5/5/2005	13:38:01	0.00	0.57	20.95	0.16
5/5/2005	13:38:16	0.00	0.59	20.95	0.15
5/5/2005	13:38:31	0.00	0.60	20.95	0.16
5/5/2005	13:38:46	0.00	0.57	20.95	0.16
5/5/2005	13:39:01	0.00	2.27	20.95	0.16
5/5/2005	13:39:16	0.00	6.82	20.94	0.16
5/5/2005	13:39:31	0.00	1.33	20.94	0.15
5/5/2005	13:39:46	0.00	0.61	20.94	0.16
5/5/2005	13:40:01	0.00	0.54	20.94	0.15
5/5/2005	13:40:16	0.00	0.55	20.93	0.16
5/5/2005	13:40:31	0.00	0.54	20.94	0.15
5/5/2005	13:40:46	0.00	0.53	20.94	0.15
5/5/2005	13:41:01	-0.01	0.52	20.93	0.15
5/5/2005	13:41:16	0.00	4.27	20.93	0.16
5/5/2005	13:41:31	0.00	1.37	20.93	0.16
5/5/2005	13:41:46	0.00	0.51	20.92	0.15
5/5/2005	13:42:01	0.00	0.49	20.93	0.15
5/5/2005	13:42:16	0.00	4.39	20.93	0.15
5/5/2005	13:42:31	0.00	2.58	20.93	0.15
5/5/2005	13:42:46	0.00	3.39	20.93	0.16
5/5/2005	13:43:01	0.00	0.48	20.92	0.15
5/5/2005	13:43:16	-0.01	0.52	20.93	0.16
5/5/2005	13:43:31	0.00	0.46	20.93	0.15
5/5/2005	13:43:46	-0.01	0.46	20.93	0.15
5/5/2005	13:44:01	0.00	0.51	20.92	0.16
5/5/2005	13:44:16	0.00	0.46	20.92	0.15
5/5/2005	13:44:31	0.00	2.11	20.92	0.16
5/5/2005	13:44:46	0.00	6.73	20.92	0.15
5/5/2005	13:45:01	0.00	1.28	20.93	0.16
5/5/2005	13:45:16	0.00	0.43	20.93	0.16
5/5/2005	13:45:31	0.00	0.44	20.92	0.16
5/5/2005	13:45:46	0.00	4.37	20.92	0.16
5/5/2005	13:46:01	0.00	0.85	20.92	0.16
5/5/2005	13:46:16	0.00	0.41	20.92	0.15
5/5/2005	13:46:31	0.00	0.39	20.92	0.15
5/5/2005	13:46:46	0.00	0.38	20.92	0.15
5/5/2005	13:47:01	0.00	0.38	20.91	0.15
5/5/2005	13:47:16	0.00	0.38	20.91	0.15
5/5/2005	13:47:31	0.00	0.40	20.92	0.15
5/5/2005	13:47:46	0.00	3.74	20.92	0.16
5/5/2005	13:48:01	0.00	4.96	20.91	0.15
5/5/2005	13:48:16	-0.01	0.27	20.91	0.15
5/5/2005	13:48:31	0.00	0.33	20.91	0.15
5/5/2005	13:48:46	0.00	0.38	20.91	0.16

5/5/2005	13:49:01	0.00	1.57	20.91	0.15
5/5/2005	13:49:16	0.00	2.74	20.91	0.15
5/5/2005	13:49:31	0.00	0.39	20.91	0.16
5/5/2005	13:49:46	0.00	3.69	20.91	0.16
5/5/2005	13:50:01	0.00	2.69	20.91	0.15
5/5/2005	13:50:16	0.00	6.59	20.91	0.15
5/5/2005	13:50:31	0.00	1.11	20.91	0.16
5/5/2005	13:50:46	0.00	0.31	20.91	0.15
5/5/2005	13:51:01	0.00	1.97	20.91	0.16
5/5/2005	13:51:16	0.00	6.54	20.90	0.15
5/5/2005	13:51:31	0.00	0.32	20.91	0.15
5/5/2005	13:51:46	0.00	0.32	20.90	0.16
5/5/2005	13:52:01	0.00	1.90	20.90	0.16
5/5/2005	13:52:16	0.00	2.82	20.90	0.15
5/5/2005	13:52:31	0.00	4.86	20.90	0.16
5/5/2005	13:52:46	0.00	0.22	20.90	0.16
5/5/2005	13:53:01	0.00	1.96	20.89	0.15
5/5/2005	13:53:16	0.00	3.18	20.90	0.16
5/5/2005	13:53:31	0.00	4.00	20.90	0.15
5/5/2005	13:53:46	0.00	0.08	20.90	0.16
5/5/2005	13:54:01	-0.01	0.09	20.89	0.15
5/5/2005	13:54:16	0.00	4.02	20.90	0.16
5/5/2005	13:54:31	0.00	2.32	20.90	0.15
5/5/2005	13:54:46	0.00	6.55	20.89	0.16
5/5/2005	13:55:01	0.00	0.13	20.89	0.15
5/5/2005	13:55:16	0.00	0.00	20.89	0.16
5/5/2005	13:55:31	0.00	5.65	20.89	0.16
5/5/2005	13:55:46	0.00	2.70	20.89	0.16
5/5/2005	13:56:01	0.00	4.84	20.89	0.16
5/5/2005	13:56:16	0.00	0.09	20.89	0.16
5/5/2005	13:56:31	-0.01	1.80	20.89	0.16
5/5/2005	13:56:46	0.00	3.10	20.90	0.17
5/5/2005	13:57:01	0.00	0.20	20.90	0.17
5/5/2005	13:57:16	0.00	0.30	20.90	0.17
5/5/2005	13:57:31	0.00	4.44	20.90	0.16
5/5/2005	13:57:46	0.00	4.03	20.90	0.16
5/5/2005	13:58:01	-0.02	0.50	20.90	0.16
5/5/2005	13:58:16	0.00	0.11	20.90	0.17
5/5/2005	13:58:31	0.00	0.12	20.90	0.16
5/5/2005	13:58:46	0.00	3.95	20.90	0.16
5/5/2005	13:59:01	0.00	5.19	20.90	0.17
5/5/2005	13:59:16	0.00	0.30	20.90	0.16
5/5/2005	13:59:31	0.00	0.30	20.91	0.17
5/5/2005	13:59:46	0.00	3.64	20.90	0.17
5/5/2005	14:00:01	0.00	4.88	20.91	0.16
5/5/2005	14:00:16	0.00	0.16	20.90	0.16
5/5/2005	14:00:31	0.00	0.31	20.91	0.16
5/5/2005	14:00:46	0.00	0.30	20.91	0.17
5/5/2005	14:01:01	0.00	1.53	20.90	0.18
5/5/2005	14:01:16	0.00	2.73	20.91	0.17
5/5/2005	14:01:31	0.00	4.49	20.91	0.18
5/5/2005	14:01:46	0.00	3.68	20.91	0.18
5/5/2005	14:02:01	0.00	0.52	20.91	0.17
5/5/2005	14:02:16	0.00	0.35	20.91	0.17
5/5/2005	14:02:31	0.00	0.31	20.91	0.18

5/5/2005	14:02:46	0.00	0.30	20.91	0.18
5/5/2005	14:03:01	0.00	1.57	20.92	0.17
5/5/2005	14:03:16	0.00	3.30	20.92	0.17
5/5/2005	14:03:31	0.00	0.33	20.92	0.17
5/5/2005	14:03:46	0.00	0.35	20.92	0.17
5/5/2005	14:04:01	0.00	0.32	20.92	0.17
5/5/2005	14:04:16	0.00	0.35	20.92	0.18
5/5/2005	14:04:31	0.00	0.40	20.93	0.18
5/5/2005	14:04:46	0.00	0.37	20.93	0.17
5/5/2005	14:05:01	0.00	0.38	20.93	0.17
5/5/2005	14:05:16	0.00	0.39	20.93	0.16
5/5/2005	14:05:31	0.00	0.38	20.93	0.17
5/5/2005	14:05:46	0.00	0.39	20.94	0.17
5/5/2005	14:06:01	0.00	0.38	20.94	0.17
5/5/2005	14:06:16	0.00	0.42	20.94	0.17
5/5/2005	14:06:31	0.00	0.40	20.95	0.17
5/5/2005	14:06:46	0.00	0.38	20.95	0.17
5/5/2005	14:07:01	0.00	0.38	20.95	0.17
5/5/2005	14:07:16	0.00	0.39	20.95	0.17
5/5/2005	14:07:31	0.00	0.37	20.95	0.16
5/5/2005	14:07:46	0.00	0.37	20.96	0.17
5/5/2005	14:08:01	0.00	0.35	20.96	0.16
5/5/2005	14:08:16	0.00	0.38	20.96	0.16
5/5/2005	14:08:31	0.00	0.38	20.97	0.16
5/5/2005	14:08:46	0.00	3.72	20.97	0.17
5/5/2005	14:09:01	0.00	1.22	20.97	0.16
5/5/2005	14:09:16	0.00	0.36	20.97	0.17
5/5/2005	14:09:31	0.00	0.33	20.97	0.16
5/5/2005	14:09:46	0.00	4.11	20.97	0.16
5/5/2005	14:10:01	-0.01	6.60	20.97	0.16
5/5/2005	14:10:16	0.00	3.31	20.97	0.17
5/5/2005	14:10:31	0.00	2.01	20.97	0.16
5/5/2005	14:10:46	0.00	3.25	20.98	0.17
5/5/2005	14:11:01	0.00	5.78	20.98	0.17
5/5/2005	14:11:16	0.00	2.85	20.98	0.17
5/5/2005	14:11:31	0.00	1.59	20.98	0.17
5/5/2005	14:11:46	0.00	6.58	20.98	0.16
5/5/2005	14:12:01	0.00	6.56	20.97	0.16
5/5/2005	14:12:16	0.00	6.60	20.97	0.16
5/5/2005	14:12:31	0.00	6.57	20.97	0.17
5/5/2005	14:12:46	0.00	6.56	20.97	0.16
5/5/2005	14:13:01	0.00	6.62	20.97	0.17
5/5/2005	14:13:16	0.00	6.53	20.96	0.16
5/5/2005	14:13:31	0.00	6.55	20.96	0.16
5/5/2005	14:13:46	0.00	6.57	20.97	0.17
5/5/2005	14:14:01	0.00	6.53	20.97	0.16
5/5/2005	14:14:16	0.00	6.59	20.97	0.17
5/5/2005	14:14:31	0.00	6.57	20.96	0.16
5/5/2005	14:14:46	0.00	6.57	20.96	0.17
5/5/2005	14:15:01	0.00	6.55	20.96	0.17
5/5/2005	14:15:16	0.00	6.53	20.96	0.16
5/5/2005	14:15:31	0.00	6.51	20.96	0.17
5/5/2005	14:15:46	0.00	6.60	20.96	0.16
5/5/2005	14:16:01	0.00	6.51	20.96	0.17
5/5/2005	14:16:16	0.00	6.52	20.96	0.16

5/5/2005	14:16:31	0.00	6.52	20.95	0.16	
5/5/2005	14:16:46	0.00	6.49	20.95	0.16	
5/5/2005	14:17:01	0.00	6.55	20.95	0.16	
5/5/2005	14:17:16	0.00	6.46	20.97	0.17	
5/5/2005	14:17:31	42.45	6.49	16.13	0.16	
5/5/2005	14:17:46	145.14	6.49	3.73	0.10	
5/5/2005	14:18:01	174.65	5.00	0.26	0.10	
5/5/2005	14:18:16	176.43	3.86	0.05	0.10	
5/5/2005	14:18:31	176.62	6.45	0.03	0.10	
5/5/2005	14:18:46	176.05	6.49	0.09	0.10	
5/5/2005	14:19:01	175.69	0.43	0.12	0.10	
5/5/2005	14:19:16	175.46	3.43	0.12	0.10	
5/5/2005	14:19:31	175.42	0.69	0.11	0.10	
5/5/2005	14:19:46	176.01	3.89	0.04	0.10	
5/5/2005	14:20:01	176.53	5.16	-0.02	0.10	
5/5/2005	14:20:16	176.60	0.00	-0.03	0.09	
5/5/2005	14:20:31	155.59	0.00	0.05	0.10	
5/5/2005	14:20:46	30.89	8.59	0.02	0.10	
5/5/2005	14:21:01	1.48	98.62	-0.03	0.10	
5/5/2005	14:21:16	0.07	216.68	-0.04	0.10	
5/5/2005	14:21:31	0.00	282.41	-0.04	0.10	
5/5/2005	14:21:46	-0.01	296.07	-0.04	0.10	
5/5/2005	14:22:01	0.00	300.59	-0.04	0.10	
5/5/2005	14:22:16	0.00	301.34	-0.04	0.10	
5/5/2005	14:22:31	-0.01	296.38	-0.04	0.10	
5/5/2005	14:22:46	0.00	296.02	-0.04	0.10	
5/5/2005	14:23:01	-0.01	300.94	-0.05	0.10	
5/5/2005	14:23:16	0.00	301.30	-0.05	0.10	
5/5/2005	14:23:31	-0.01	296.58	0.01	0.10	
5/5/2005	14:23:46	0.00	296.05	6.26	2.62	
5/5/2005	14:24:01	0.00	253.84	12.65	5.48	
5/5/2005	14:24:16	0.00	154.96	13.91	5.74	
5/5/2005	14:24:31	0.00	56.76	14.01	5.75	
5/5/2005	14:24:46	0.00	12.52	14.02	5.75	
5/5/2005	14:25:01	0.00	4.68	14.03	5.75	
5/5/2005	14:25:16	0.00	0.00	14.03	5.75	
5/5/2005	14:25:31	0.00	0.00	14.03	5.75	
5/5/2005	14:25:46	8.11	0.00	13.73	5.65	
5/5/2005	14:26:01	90.87	0.00	6.72	2.07	
5/5/2005	14:26:16	165.22	0.00	1.26	0.24	
5/5/2005	14:26:31	176.01	4.29	0.08	0.11	
5/5/2005	14:26:46	176.51	0.00	-0.01	0.10	
5/5/2005	14:27:01	176.61	0.00	-0.03	0.10	
5/5/2005	14:27:16	172.39	3.42	-0.03	0.10	
5/5/2005	14:27:31	172.29	4.73	-0.03	0.10	172.5 NOX
5/5/2005	14:27:46	172.21	0.00	-0.04	0.10	172.27
5/5/2005	14:28:01	172.20	0.00	-0.04	0.10	0 CO
5/5/2005	14:28:16	172.40	0.00	-0.04	0.09	0.00
5/5/2005	14:28:31	172.21	4.74	-0.04	0.10	0 O2
5/5/2005	14:28:46	172.36	0.00	-0.04	0.09	-0.04
5/5/2005	14:29:01	121.03	1.74	0.03	0.10	0 CO2
5/5/2005	14:29:16	13.98	19.51	-0.03	0.10	0.10
5/5/2005	14:29:31	0.73	119.36	-0.05	0.10	315.5 CO
5/5/2005	14:29:46	0.08	242.74	-0.05	0.10	296.10
5/5/2005	14:30:01	0.00	287.68	-0.05	0.10	14.01 O2

5/5/2005	14:30:16	0.00	296.13	-0.05	0.10	14.05
5/5/2005	14:30:31	0.00	296.10	-0.05	0.10	5.93 CO2
5/5/2005	14:30:46	0.00	296.09	-0.05	0.10	5.68
5/5/2005	14:31:01	0.00	296.10	-0.05	0.10	0 NOX
5/5/2005	14:31:16	0.00	296.13	1.71	0.65	0.00
5/5/2005	14:31:31	0.00	286.91	10.28	4.56	
5/5/2005	14:31:46	0.00	213.48	13.58	5.58	
5/5/2005	14:32:01	0.00	101.08	14.01	5.67	
5/5/2005	14:32:16	0.00	33.01	14.04	5.68	
5/5/2005	14:32:31	0.00	4.78	14.05	5.68	
5/5/2005	14:32:46	0.00	0.09	14.05	5.68	
5/5/2005	14:33:01	0.00	0.16	14.05	5.68	
5/5/2005	14:33:16	0.00	0.06	14.06	5.68	
5/5/2005	14:33:31	0.00	0.00	14.06	5.67	
5/5/2005	14:33:46	0.00	0.04	14.06	5.67	
5/5/2005	14:34:01	0.00	0.10	14.06	5.67	
5/5/2005	14:34:16	0.00	0.22	14.06	5.66	
5/5/2005	14:34:31	0.00	0.03	14.06	5.67	
5/5/2005	14:34:46	0.00	0.21	14.07	5.66	
5/5/2005	14:35:01	0.00	0.17	14.07	5.66	
5/5/2005	14:35:16	0.00	0.29	14.07	5.65	
5/5/2005	14:35:31	0.00	0.20	14.07	5.65	
5/5/2005	14:35:46	14.57	0.22	13.29	6.40	
5/5/2005	14:36:01	85.05	11.29	11.24	9.14	
5/5/2005	14:36:16	105.99	54.74	10.90	9.45	
5/5/2005	14:36:31	112.31	91.22	11.19	9.14	
5/5/2005	14:36:46	118.02	93.76	11.14	9.18	
5/5/2005	14:37:01	122.30	85.17	10.81	9.49	
5/5/2005	14:37:16	117.31	77.41	11.51	8.82	
5/5/2005	14:37:31	96.65	85.19	12.45	7.87	
5/5/2005	14:37:46	91.44	127.85	12.40	7.94	
5/5/2005	14:38:01	97.97	183.86	12.12	8.20	
5/5/2005	14:38:16	105.44	164.72	12.10	8.24	
5/5/2005	14:38:31	107.83	113.82	12.24	8.08	
5/5/2005	14:38:46	109.43	91.04	11.94	8.36	
5/5/2005	14:39:01	112.25	80.68	11.61	8.65	
5/5/2005	14:39:16	115.07	80.24	11.44	8.83	
5/5/2005	14:39:31	112.33	78.88	11.72	8.56	
5/5/2005	14:39:46	108.12	74.99	11.74	8.51	
5/5/2005	14:40:01	113.62	80.83	11.54	8.72	1871
5/5/2005	14:40:16	113.23	82.78	10.87	9.39	< ST RUN 4
5/5/2005	14:40:31	115.81	80.28	10.95	9.30	
5/5/2005	14:40:46	118.06	77.49	10.92	9.33	
5/5/2005	14:41:01	121.16	73.84	10.96	9.26	
5/5/2005	14:41:16	123.46	70.71	10.87	9.36	
5/5/2005	14:41:31	116.50	66.10	11.03	9.20	
5/5/2005	14:41:46	115.54	65.35	11.15	9.08	
5/5/2005	14:42:01	121.08	69.97	11.11	9.12	
5/5/2005	14:42:16	123.11	67.44	11.09	9.14	
5/5/2005	14:42:31	120.00	65.41	11.10	9.13	
5/5/2005	14:42:46	117.84	65.44	10.99	9.23	
5/5/2005	14:43:01	121.80	65.38	10.88	9.34	
5/5/2005	14:43:16	122.54	62.85	10.85	9.37	
5/5/2005	14:43:31	119.79	66.07	10.98	9.28	
5/5/2005	14:43:46	114.08	73.32	11.31	8.93	

5/5/2005	14:44:01	111.72	75.04	11.33	8.90
5/5/2005	14:44:16	121.13	75.00	10.87	9.37
5/5/2005	14:44:31	125.21	68.46	10.84	9.39
5/5/2005	14:44:46	124.76	58.42	10.83	9.39
5/5/2005	14:45:01	123.51	57.37	10.89	9.35
5/5/2005	14:45:16	122.20	63.76	11.18	9.07
5/5/2005	14:45:31	117.49	66.49	11.43	8.81
5/5/2005	14:45:46	116.14	73.29	11.27	8.97
5/5/2005	14:46:01	119.17	75.12	11.09	9.17
5/5/2005	14:46:16	121.00	75.07	11.12	9.10
5/5/2005	14:46:31	123.93	69.57	10.29	9.95
5/5/2005	14:46:46	120.08	65.43	10.87	9.35
5/5/2005	14:47:01	117.31	65.44	11.48	8.78
5/5/2005	14:47:16	112.69	65.46	11.66	8.60
5/5/2005	14:47:31	113.62	64.62	11.26	9.02
5/5/2005	14:47:46	117.68	61.26	11.01	9.25
5/5/2005	14:48:01	122.87	55.48	10.66	9.61
5/5/2005	14:48:16	124.64	53.97	10.82	9.44
5/5/2005	14:48:31	122.36	57.42	10.88	9.38
5/5/2005	14:48:46	120.64	63.46	11.08	9.20
5/5/2005	14:49:01	121.02	66.85	11.03	9.26
5/5/2005	14:49:16	118.82	70.75	11.15	9.13
5/5/2005	14:49:31	116.14	66.14	10.84	9.39
5/5/2005	14:49:46	113.28	65.50	10.30	10.00
5/5/2005	14:50:01	117.32	70.45	10.62	9.67
5/5/2005	14:50:16	116.54	70.77	10.77	9.52
5/5/2005	14:50:31	116.13	65.82	10.88	9.42
5/5/2005	14:50:46	117.14	63.23	11.00	9.31
5/5/2005	14:51:01	116.62	61.29	11.15	9.15
5/5/2005	14:51:16	110.29	61.31	11.09	9.21
5/5/2005	14:51:31	112.79	65.20	10.88	9.41
5/5/2005	14:51:46	118.18	65.49	10.94	9.37
5/5/2005	14:52:01	118.26	61.59	11.14	9.18
5/5/2005	14:52:16	117.12	61.31	11.13	9.18
5/5/2005	14:52:31	118.05	59.93	11.20	9.10
5/5/2005	14:52:46	110.53	56.01	10.90	9.41
5/5/2005	14:53:01	114.03	60.61	11.14	9.17
5/5/2005	14:53:16	113.89	63.79	11.35	8.93
5/5/2005	14:53:31	116.73	65.52	11.17	9.14
5/5/2005	14:53:46	114.57	63.12	11.41	8.89
5/5/2005	14:54:01	113.00	56.38	11.26	9.04
5/5/2005	14:54:16	112.86	58.88	11.28	9.02
5/5/2005	14:54:31	116.19	61.34	11.34	8.97
5/5/2005	14:54:46	116.08	61.37	11.43	8.88
5/5/2005	14:55:01	116.50	62.20	11.49	8.79
5/5/2005	14:55:16	116.00	68.71	11.34	8.95
5/5/2005	14:55:31	111.30	69.74	11.50	8.78
5/5/2005	14:55:46	111.95	65.49	11.16	9.07
5/5/2005	14:56:01	120.59	70.41	10.58	9.68
5/5/2005	14:56:16	112.65	67.98	11.24	9.03
5/5/2005	14:56:31	110.55	60.46	11.77	8.53
5/5/2005	14:56:46	108.03	53.45	11.70	8.58
5/5/2005	14:57:01	110.52	47.16	11.19	9.08
5/5/2005	14:57:16	117.68	46.42	10.92	9.34
5/5/2005	14:57:31	120.31	46.43	10.79	9.47

5/5/2005	14:57:46	119.48	46.44	10.94	9.31
5/5/2005	14:58:01	120.47	52.50	11.21	9.06
5/5/2005	14:58:16	116.76	58.86	11.23	9.02
5/5/2005	14:58:31	115.93	66.35	10.66	9.54
5/5/2005	14:58:46	116.29	70.80	10.55	9.68
5/5/2005	14:59:01	116.73	69.75	10.75	9.47
5/5/2005	14:59:16	108.54	62.75	11.17	9.08
5/5/2005	14:59:31	97.05	62.20	11.83	8.44
5/5/2005	14:59:46	90.79	76.85	12.13	8.15
5/5/2005	15:00:01	85.09	151.78	12.30	7.99
5/5/2005	15:00:16	75.91	289.88	12.57	7.71
5/5/2005	15:00:31	72.65	543.72	12.74	7.54
5/5/2005	15:00:46	77.59	793.17	12.64	7.64
5/5/2005	15:01:01	79.32	908.20	11.87	8.34
5/5/2005	15:01:16	79.48	858.84	10.82	9.38
5/5/2005	15:01:31	83.76	689.12	10.61	9.58
5/5/2005	15:01:46	91.89	490.16	10.64	9.55
5/5/2005	15:02:01	96.28	283.96	10.30	9.85
5/5/2005	15:02:16	96.65	139.84	9.71	10.46
5/5/2005	15:02:31	104.60	114.48	10.06	10.10
5/5/2005	15:02:46	114.05	123.44	10.27	9.89
5/5/2005	15:03:01	122.65	92.37	10.16	10.01
5/5/2005	15:03:16	127.75	67.80	10.31	9.83
5/5/2005	15:03:31	130.34	53.01	10.06	10.07
5/5/2005	15:03:46	128.80	51.72	10.10	10.04
5/5/2005	15:04:01	129.54	51.72	10.10	9.94
5/5/2005	15:04:16	125.42	54.33	9.33	10.78
5/5/2005	15:04:31	119.72	61.01	9.87	10.17
5/5/2005	15:04:46	113.57	66.43	10.00	10.11
5/5/2005	15:05:01	114.51	95.68	10.16	9.91
5/5/2005	15:05:16	103.84	103.32	9.51	10.55
5/5/2005	15:05:31	99.21	112.13	9.59	10.52
5/5/2005	15:05:46	96.91	135.47	10.39	9.69
5/5/2005	15:06:01	88.52	132.48	10.43	9.69
5/5/2005	15:06:16	88.00	144.59	11.37	8.75
5/5/2005	15:06:31	93.91	190.31	11.84	8.31
5/5/2005	15:06:46	102.16	226.55	11.72	8.45
5/5/2005	15:07:01	108.18	194.71	11.76	8.40
5/5/2005	15:07:16	109.61	140.18	12.04	8.15
5/5/2005	15:07:31	106.77	105.75	12.52	7.66
5/5/2005	15:07:46	104.88	93.73	12.53	7.68
5/5/2005	15:08:01	101.04	92.01	12.55	7.65
5/5/2005	15:08:16	100.61	92.03	12.42	7.74
5/5/2005	15:08:31	98.74	102.60	11.18	9.02
5/5/2005	15:08:46	105.29	139.14	11.50	8.61
5/5/2005	15:09:01	105.73	160.28	11.82	8.28
5/5/2005	15:09:16	108.62	137.34	11.07	9.06
5/5/2005	15:09:31	95.91	123.59	11.24	8.84
5/5/2005	15:09:46	80.73	146.94	11.36	8.68
5/5/2005	15:10:01	84.43	288.75	11.10	8.96
5/5/2005	15:10:16	82.54	411.81	11.47	8.58
5/5/2005	15:10:31	81.63	413.09	12.29	7.83
5/5/2005	15:10:46	89.09	531.35	12.68	7.48
5/5/2005	15:11:01	94.40	667.78	12.45	7.71
5/5/2005	15:11:16	92.39	586.08	12.03	8.10

5/5/2005	15:11:31	95.62	426.63	11.69	8.42
5/5/2005	15:11:46	102.13	326.87	11.94	8.18
5/5/2005	15:12:01	102.07	206.66	12.69	7.44
5/5/2005	15:12:16	102.27	127.23	12.89	7.31
5/5/2005	15:12:31	98.83	99.65	12.95	7.23
5/5/2005	15:12:46	101.25	127.20	12.76	7.43
5/5/2005	15:13:01	104.29	174.25	12.45	7.73
5/5/2005	15:13:16	101.52	164.94	12.82	7.36
5/5/2005	15:13:31	98.77	129.27	12.96	7.20
5/5/2005	15:13:46	96.31	137.31	12.86	7.33
5/5/2005	15:14:01	90.11	139.05	13.11	7.08
5/5/2005	15:14:16	90.36	156.97	13.17	7.02
5/5/2005	15:14:31	86.61	190.59	12.96	7.18
5/5/2005	15:14:46	97.79	251.36	12.18	8.00
5/5/2005	15:15:01	96.11	260.31	12.60	7.52
5/5/2005	15:15:16	92.47	177.09	12.90	7.27
5/5/2005	15:15:31	83.24	103.05	13.23	6.97
5/5/2005	15:15:46	84.10	102.17	13.21	6.97
5/5/2005	15:16:01	87.12	157.77	12.90	7.28
5/5/2005	15:16:16	87.12	204.58	13.04	7.15
5/5/2005	15:16:31	90.16	189.44	12.97	7.19
5/5/2005	15:16:46	93.13	143.31	12.87	7.28
5/5/2005	15:17:01	96.71	120.70	12.64	7.48
5/5/2005	15:17:16	99.94	146.02	12.44	7.66
5/5/2005	15:17:31	99.86	130.47	12.36	7.74
5/5/2005	15:17:46	102.40	100.90	11.76	8.27
5/5/2005	15:18:01	105.60	80.52	11.80	8.28
5/5/2005	15:18:16	101.87	87.38	12.50	7.58
5/5/2005	15:18:31	94.12	97.35	12.45	7.65
5/5/2005	15:18:46	92.47	101.65	12.56	7.53
5/5/2005	15:19:01	97.20	123.54	12.34	7.76
5/5/2005	15:19:16	96.94	167.45	12.58	7.52
5/5/2005	15:19:31	95.00	134.01	12.78	7.33
5/5/2005	15:19:46	92.86	98.45	12.78	7.32
5/5/2005	15:20:01	93.19	102.45	12.49	7.60
5/5/2005	15:20:16	94.02	124.22	12.37	7.70
5/5/2005	15:20:31	98.29	109.22	12.59	7.52
5/5/2005	15:20:46	97.57	94.65	12.51	7.53
5/5/2005	15:21:01	100.25	115.26	11.72	8.33
5/5/2005	15:21:16	97.68	112.78	12.51	7.53
5/5/2005	15:21:31	94.72	83.76	12.77	7.34
5/5/2005	15:21:46	95.04	67.97	12.68	7.38
5/5/2005	15:22:01	98.92	82.05	12.17	7.89
5/5/2005	15:22:16	93.88	109.02	12.56	7.49
5/5/2005	15:22:31	93.00	128.67	12.69	7.38
5/5/2005	15:22:46	89.98	178.27	12.87	7.21
5/5/2005	15:23:01	85.29	155.46	12.68	7.35
5/5/2005	15:23:16	92.37	131.66	12.06	7.96
5/5/2005	15:23:31	102.51	156.36	11.56	8.37
5/5/2005	15:23:46	110.97	131.99	10.99	8.94
5/5/2005	15:24:01	113.69	80.10	10.46	9.36
5/5/2005	15:24:16	95.37	65.47	10.28	9.54
5/5/2005	15:24:31	88.45	91.83	10.74	9.11
5/5/2005	15:24:46	98.87	142.75	10.56	9.27
5/5/2005	15:25:01	103.41	139.50	10.20	9.73

5/5/2005	15:25:16	77.75	129.01	11.29	8.49	
5/5/2005	15:25:31	37.29	119.68	14.11	5.85	
5/5/2005	15:25:46	17.21	87.50	17.34	2.80	
5/5/2005	15:26:01	8.81	47.86	19.46	1.07	
5/5/2005	15:26:16	5.43	26.10	20.50	0.45	
5/5/2005	15:26:31	4.23	15.77	20.87	0.27	RUN ABORTED
5/5/2005	15:26:46	3.72	8.95	20.95	0.22	RECAL.
5/5/2005	15:27:01	3.50	6.85	20.96	0.21	
5/5/2005	15:27:16	3.30	6.81	20.97	0.20	
5/5/2005	15:27:31	3.18	6.86	20.98	0.20	
5/5/2005	15:27:46	2.96	6.82	20.98	0.20	
5/5/2005	15:28:01	2.90	6.84	20.99	0.19	PRE RUN 5
5/5/2005	15:28:16	7.46	6.84	20.61	0.19	CAL
5/5/2005	15:28:31	91.73	6.82	9.67	0.15	MABY
5/5/2005	15:28:46	165.35	6.80	1.27	0.09	
5/5/2005	15:29:01	173.01	5.52	0.06	0.09	172.5 NOX
5/5/2005	15:29:16	173.23	0.53	-0.01	0.08	173.24
5/5/2005	15:29:31	173.22	0.51	-0.02	0.08	0 CO
5/5/2005	15:29:46	173.26	0.52	-0.03	0.09	0.51
5/5/2005	15:30:01	173.04	0.49	-0.04	0.08	0 O2
5/5/2005	15:30:16	173.06	0.53	-0.04	0.08	-0.06
5/5/2005	15:30:31	173.00	0.51	-0.03	0.09	0 CO2
5/5/2005	15:30:46	110.78	0.56	0.14	0.10	0.09
5/5/2005	15:31:01	9.34	34.17	-0.02	0.09	315.5 CO
5/5/2005	15:31:16	1.95	137.48	-0.05	0.09	296.43
5/5/2005	15:31:31	1.61	253.46	-0.05	0.09	14.01 O2
5/5/2005	15:31:46	1.57	293.27	-0.06	0.09	14.17
5/5/2005	15:32:01	1.41	296.43	-0.06	0.09	5.93 CO2
5/5/2005	15:32:16	1.35	296.43	-0.06	0.09	5.45
5/5/2005	15:32:31	1.35	296.44	-0.06	0.09	0 NOX
5/5/2005	15:32:46	1.35	296.46	-0.06	0.09	0.96
5/5/2005	15:33:01	1.21	296.48	-0.06	0.09	
5/5/2005	15:33:16	1.15	296.45	-0.06	0.09	
5/5/2005	15:33:31	1.16	296.44	3.45	1.24	
5/5/2005	15:33:46	1.15	284.01	11.96	4.86	
5/5/2005	15:34:01	1.01	189.40	13.92	5.42	
5/5/2005	15:34:16	0.96	73.01	14.15	5.43	
5/5/2005	15:34:31	0.96	17.74	14.17	5.43	
5/5/2005	15:34:46	0.96	3.04	14.17	5.45	
5/5/2005	15:35:01	0.96	0.53	14.16	5.47	
5/5/2005	15:35:16	0.96	0.52	14.16	5.49	
5/5/2005	15:35:31	0.96	0.51	14.16	5.50	
5/5/2005	15:35:46	1.00	0.53	14.71	5.25	
5/5/2005	15:36:01	1.16	0.55	17.30	2.79	
5/5/2005	15:36:16	1.16	0.61	19.43	0.92	
5/5/2005	15:36:31	1.16	5.99	20.56	0.36	
5/5/2005	15:36:46	1.15	6.83	20.91	0.22	
5/5/2005	15:37:01	1.16	6.84	20.98	0.19	
5/5/2005	15:37:16	0.97	6.83	20.99	0.18	
5/5/2005	15:37:31	0.96	6.86	21.00	0.17	
5/5/2005	15:37:46	0.96	6.82	21.01	0.17	
5/5/2005	15:38:01	0.96	6.81	21.01	0.17	
5/5/2005	15:38:16	0.96	6.85	21.01	0.17	
5/5/2005	15:38:31	0.95	6.84	21.02	0.17	
5/5/2005	15:38:46	0.80	6.83	21.02	0.17	

5/5/2005	15:39:01	0.88	6.87	21.02	0.17
5/5/2005	15:39:16	0.77	6.80	21.03	0.17
5/5/2005	15:39:31	0.76	6.88	21.02	0.17
5/5/2005	15:39:46	0.76	6.82	21.03	0.17
5/5/2005	15:40:01	0.76	6.84	21.03	0.17
5/5/2005	15:40:16	0.76	6.79	21.03	0.17
5/5/2005	15:40:31	0.76	6.81	21.03	0.17
5/5/2005	15:40:46	0.76	6.82	21.04	0.17
5/5/2005	15:41:01	0.77	6.83	21.04	0.17
5/5/2005	15:41:16	0.76	6.80	21.04	0.17
5/5/2005	15:41:31	0.76	6.85	21.04	0.17
5/5/2005	15:41:46	0.76	6.83	21.04	0.17
5/5/2005	15:42:01	0.76	6.82	21.05	0.17
5/5/2005	15:42:16	0.75	6.81	21.05	0.17
5/5/2005	15:42:31	0.57	6.83	21.06	0.16
5/5/2005	15:42:46	37.51	6.83	16.82	3.83
5/5/2005	15:43:01	101.12	13.86	11.70	9.04
5/5/2005	15:43:16	97.50	33.06	11.44	8.74
5/5/2005	15:43:31	92.69	54.07	11.42	8.73
5/5/2005	15:43:46	98.70	89.30	11.34	8.82
5/5/2005	15:44:01	102.83	106.62	11.39	8.79
5/5/2005	15:44:16	103.75	77.88	11.44	8.72
5/5/2005	15:44:31	108.37	54.94	11.10	9.05
5/5/2005	15:44:46	109.73	48.91	10.87	9.29
5/5/2005	15:45:01	111.06	48.21	10.82	9.32
5/5/2005	15:45:16	111.41	51.73	11.06	9.10
5/5/2005	15:45:31	109.12	51.73	11.06	9.11
5/5/2005	15:45:46	112.97	51.68	11.07	9.08
5/5/2005	15:46:01	107.32	46.79	10.24	9.87
5/5/2005	15:46:16	105.46	51.57	9.77	10.35
5/5/2005	15:46:31	109.95	84.65	9.85	10.26
5/5/2005	15:46:46	112.11	96.35	10.12	9.99
5/5/2005	15:47:01	108.17	73.43	10.15	9.96
5/5/2005	15:47:16	111.19	58.18	10.56	9.53
5/5/2005	15:47:31	109.79	52.00	10.51	9.59
5/5/2005	15:47:46	111.35	51.72	10.78	9.31
5/5/2005	15:48:01	110.15	46.79	10.98	9.12
5/5/2005	15:48:16	104.65	46.44	10.96	9.13
5/5/2005	15:48:31	108.83	69.19	10.71	9.38
5/5/2005	15:48:46	111.38	77.28	11.03	9.06
5/5/2005	15:49:01	107.48	58.84	11.07	8.99
5/5/2005	15:49:16	103.19	46.46	11.19	8.92
5/5/2005	15:49:31	91.71	56.08	11.78	8.29
5/5/2005	15:49:46	96.57	102.56	11.61	8.47
5/5/2005	15:50:01	101.63	137.50	11.32	8.74
5/5/2005	15:50:16	108.57	120.76	10.98	9.06
5/5/2005	15:50:31	111.27	77.98	10.94	9.09
5/5/2005	15:50:46	112.05	55.57	10.96	9.06
5/5/2005	15:51:01	106.73	48.35	10.95	9.05
5/5/2005	15:51:16	109.03	57.51	10.97	9.04
5/5/2005	15:51:31	111.71	64.41	10.92	9.06
5/5/2005	15:51:46	112.30	56.04	10.78	9.20
5/5/2005	15:52:01	111.11	45.27	11.02	8.96
5/5/2005	15:52:16	110.00	40.72	10.69	9.27
5/5/2005	15:52:31	101.66	47.44	11.40	8.61

RUN ABORTED DUE TO LACK OF WOOD
CHIPS IN FUEL

< END RUN 4

RUN AVGS

NOX	CO	O2	CO2
87.23	117.82	11.71	6.85

3.583333

430

24

6
0.666667

172.5 NOX

78.71

0 CO

13.86

0 O2

16.53

0 CO2

4.34

315.5 CO

50.07

14.01 O2

10.76

5.93 CO2

9.34

0 NOX

109.12

5/5/2005	15:52:46	89.20	59.99	12.15	7.86
5/5/2005	15:53:01	82.31	142.49	12.45	7.59
5/5/2005	15:53:16	80.62	353.62	12.52	7.53
5/5/2005	15:53:31	84.16	570.70	12.51	7.54
5/5/2005	15:53:46	86.67	598.48	12.31	7.73
5/5/2005	15:54:01	87.24	413.22	12.15	7.88
5/5/2005	15:54:16	89.29	315.61	12.12	7.90
5/5/2005	15:54:31	82.54	267.41	12.19	7.82
5/5/2005	15:54:46	80.83	271.36	12.08	7.90
5/5/2005	15:55:01	87.97	417.30	11.64	8.36
5/5/2005	15:55:16	91.45	480.41	11.66	8.32
5/5/2005	15:55:31	85.44	387.36	11.47	8.49
5/5/2005	15:55:46	86.24	365.06	11.60	8.38
5/5/2005	15:56:01	81.53	436.94	12.18	7.81
5/5/2005	15:56:16	76.39	476.28	12.50	7.51
5/5/2005	15:56:31	76.46	629.31	12.45	7.55
5/5/2005	15:56:46	79.95	788.56	12.32	7.70
5/5/2005	15:57:01	77.96	783.42	12.20	7.77
5/5/2005	15:57:16	84.43	767.25	11.95	8.04
5/5/2005	15:57:31	89.64	706.69	12.05	7.94
5/5/2005	15:57:46	95.12	492.12	11.87	8.13
5/5/2005	15:58:01	89.73	254.54	12.29	7.72
5/5/2005	15:58:16	87.32	185.42	12.40	7.61
5/5/2005	15:58:31	86.26	234.14	12.05	7.93
5/5/2005	15:58:46	78.59	243.70	12.12	7.85
5/5/2005	15:59:01	81.91	368.62	12.13	7.83
5/5/2005	15:59:16	92.55	445.57	11.58	8.39
5/5/2005	15:59:31	104.17	388.94	11.18	8.75
5/5/2005	15:59:46	107.56	218.18	10.81	9.14
5/5/2005	16:00:01	111.81	87.99	10.71	9.20
5/5/2005	16:00:16	115.60	47.81	10.79	9.12
5/5/2005	16:00:31	111.83	40.66	11.02	8.87
5/5/2005	16:00:46	112.24	40.67	10.85	9.06
5/5/2005	16:01:01	112.81	43.98	10.91	8.99
5/5/2005	16:01:16	110.24	40.67	10.77	9.11
5/5/2005	16:01:31	113.77	41.80	10.56	9.29
5/5/2005	16:01:46	119.82	46.38	10.18	9.68
5/5/2005	16:02:01	108.52	47.79	11.02	8.85
5/5/2005	16:02:16	99.11	53.97	11.29	8.62
5/5/2005	16:02:31	101.20	85.10	10.79	9.11
5/5/2005	16:02:46	108.11	95.80	10.41	9.47
5/5/2005	16:03:01	118.12	73.16	10.16	9.69
5/5/2005	16:03:16	122.86	45.70	10.24	9.62
5/5/2005	16:03:31	120.25	34.49	10.33	9.53
5/5/2005	16:03:46	121.41	33.25	10.19	9.66
5/5/2005	16:04:01	118.00	40.55	10.44	9.41
5/5/2005	16:04:16	112.42	40.54	10.72	9.15
5/5/2005	16:04:31	105.78	37.72	10.83	9.04
5/5/2005	16:04:46	105.39	47.18	10.31	9.48
5/5/2005	16:05:01	109.36	55.59	9.83	9.98
5/5/2005	16:05:16	104.12	55.94	9.97	9.84
5/5/2005	16:05:31	100.20	68.73	10.17	9.64
5/5/2005	16:05:46	107.83	83.67	10.18	9.64
5/5/2005	16:06:01	108.45	83.47	10.48	9.33
5/5/2005	16:06:16	110.36	69.21	10.64	9.22

5/5/2005	16:06:31	104.61	59.98	10.91	8.93
5/5/2005	16:06:46	102.79	61.60	10.82	9.02
5/5/2005	16:07:01	109.59	69.24	10.66	9.17
5/5/2005	16:07:16	114.73	59.06	10.74	9.09
5/5/2005	16:07:31	111.76	45.47	10.92	8.90
5/5/2005	16:07:46	109.82	43.62	10.84	8.98
5/5/2005	16:08:01	112.54	55.22	10.67	9.15
5/5/2005	16:08:16	114.55	68.52	10.67	9.14
5/5/2005	16:08:31	115.00	59.25	10.52	9.27
5/5/2005	16:08:46	117.50	44.95	10.30	9.49
5/5/2005	16:09:01	118.40	35.58	10.41	9.37
5/5/2005	16:09:16	120.76	35.25	10.45	9.34
5/5/2005	16:09:31	117.63	35.25	10.47	9.31
5/5/2005	16:09:46	118.26	35.25	10.42	9.35
5/5/2005	16:10:01	114.83	40.20	10.91	8.87
5/5/2005	16:10:16	114.53	40.53	10.94	8.87
5/5/2005	16:10:31	113.29	40.54	10.88	8.92
5/5/2005	16:10:46	117.05	44.01	10.47	9.30
5/5/2005	16:11:01	120.99	50.16	9.94	9.83
5/5/2005	16:11:16	119.17	43.16	10.15	9.56
5/5/2005	16:11:31	110.19	40.53	10.95	8.82
5/5/2005	16:11:46	104.65	40.50	10.96	8.83
5/5/2005	16:12:01	106.14	45.54	10.85	8.92
5/5/2005	16:12:16	113.46	46.31	10.31	9.45
5/5/2005	16:12:31	120.90	45.12	9.95	9.78
5/5/2005	16:12:46	121.68	37.02	9.84	9.89
5/5/2005	16:13:01	122.57	31.21	9.99	9.73
5/5/2005	16:13:16	123.12	33.24	10.17	9.55
5/5/2005	16:13:31	119.79	36.65	10.15	9.58
5/5/2005	16:13:46	118.70	40.54	10.26	9.47
5/5/2005	16:14:01	119.07	40.51	10.43	9.31
5/5/2005	16:14:16	116.20	40.51	10.11	9.60
5/5/2005	16:14:31	114.64	40.52	10.00	9.69
5/5/2005	16:14:46	119.80	44.37	9.73	9.95
5/5/2005	16:15:01	118.54	46.25	9.69	9.99
5/5/2005	16:15:16	119.54	49.12	9.85	9.81
5/5/2005	16:15:31	118.06	55.94	9.72	9.95
5/5/2005	16:15:46	120.76	55.93	9.55	10.11
5/5/2005	16:16:01	122.53	55.94	9.71	9.93
5/5/2005	16:16:16	120.10	55.94	9.72	9.95
5/5/2005	16:16:31	124.73	51.87	9.69	9.96
5/5/2005	16:16:46	128.80	48.29	9.81	9.86
5/5/2005	16:17:01	124.53	44.84	10.21	9.49
5/5/2005	16:17:16	123.46	43.63	10.25	9.43
5/5/2005	16:17:31	119.76	46.33	10.31	9.38
5/5/2005	16:17:46	119.23	46.35	10.21	9.47
5/5/2005	16:18:01	125.17	49.55	10.04	9.64
5/5/2005	16:18:16	128.11	42.88	9.68	9.96
5/5/2005	16:18:31	129.72	39.50	9.59	10.05
5/5/2005	16:18:46	131.48	35.25	9.72	9.92
5/5/2005	16:19:01	128.39	35.28	9.90	9.73
5/5/2005	16:19:16	127.33	38.13	9.83	9.81
5/5/2005	16:19:31	127.33	40.58	9.72	9.92
5/5/2005	16:19:46	127.15	40.59	9.81	9.81
5/5/2005	16:20:01	124.51	40.61	10.09	9.57

5/5/2005	16:20:16	122.59	40.58	10.04	9.61
5/5/2005	16:20:31	122.19	40.58	9.28	10.35
5/5/2005	16:20:46	113.04	43.68	9.48	10.13
5/5/2005	16:21:01	106.70	57.39	9.83	9.83
5/5/2005	16:21:16	109.99	61.26	9.87	9.77
5/5/2005	16:21:31	113.02	61.30	9.58	10.06
5/5/2005	16:21:46	115.44	58.07	9.28	10.34
5/5/2005	16:22:01	122.63	57.05	9.38	10.24
5/5/2005	16:22:16	123.20	61.26	9.41	10.23
5/5/2005	16:22:31	124.56	61.24	9.50	10.12
5/5/2005	16:22:46	125.70	58.41	9.59	10.05
5/5/2005	16:23:01	129.21	50.22	9.71	9.93
5/5/2005	16:23:16	125.45	46.35	9.57	10.09
5/5/2005	16:23:31	121.56	46.39	9.61	10.01
5/5/2005	16:23:46	107.11	52.14	9.19	10.47
5/5/2005	16:24:01	109.53	104.45	9.34	10.29
5/5/2005	16:24:16	107.63	167.74	9.35	10.28
5/5/2005	16:24:31	116.64	182.66	9.41	10.22
5/5/2005	16:24:46	117.16	159.90	9.29	10.34
5/5/2005	16:25:01	120.16	111.14	9.39	10.26
5/5/2005	16:25:16	121.86	90.49	9.74	9.93
5/5/2005	16:25:31	120.95	75.43	9.89	9.80
5/5/2005	16:25:46	119.24	65.04	9.98	9.70
5/5/2005	16:26:01	119.19	55.51	10.06	9.65
5/5/2005	16:26:16	120.00	51.65	10.07	9.63
5/5/2005	16:26:31	121.49	46.70	9.95	9.75
5/5/2005	16:26:46	123.46	46.39	9.75	9.95
5/5/2005	16:27:01	122.08	46.39	10.19	9.51
5/5/2005	16:27:16	120.12	46.38	10.09	9.63
5/5/2005	16:27:31	123.84	49.84	10.00	9.72
5/5/2005	16:27:46	125.49	42.51	9.96	9.74
5/5/2005	16:28:01	125.34	40.57	9.96	9.75
5/5/2005	16:28:16	126.07	40.58	9.91	9.77
5/5/2005	16:28:31	125.77	40.56	9.75	9.94
5/5/2005	16:28:46	122.92	40.61	9.75	9.94
5/5/2005	16:29:01	121.93	40.60	9.90	9.80
5/5/2005	16:29:16	119.49	40.59	9.85	9.84
5/5/2005	16:29:31	122.85	40.57	9.90	9.81
5/5/2005	16:29:46	124.42	40.57	10.00	9.67
5/5/2005	16:30:01	116.93	40.56	9.91	9.80
5/5/2005	16:30:16	105.35	43.64	10.58	9.16
5/5/2005	16:30:31	103.66	51.59	10.69	9.08
5/5/2005	16:30:46	103.67	54.21	10.57	9.17
5/5/2005	16:31:01	111.60	67.33	10.25	9.51
5/5/2005	16:31:16	117.53	72.42	10.32	9.41
5/5/2005	16:31:31	121.43	50.64	10.49	9.26
5/5/2005	16:31:46	123.77	37.07	10.47	9.26
5/5/2005	16:32:01	118.01	35.25	10.50	9.26
5/5/2005	16:32:16	114.25	35.25	10.74	9.02
5/5/2005	16:32:31	106.00	35.26	10.80	8.97
5/5/2005	16:32:46	106.55	38.44	10.87	8.91
5/5/2005	16:33:01	108.82	47.27	10.21	9.50
5/5/2005	16:33:16	107.92	51.55	9.64	10.11
5/5/2005	16:33:31	109.15	57.49	9.88	9.86
5/5/2005	16:33:46	104.94	71.44	10.16	9.57

5/5/2005	16:34:01	112.05	87.15	10.16	9.58
5/5/2005	16:34:16	113.93	88.96	10.29	9.45
5/5/2005	16:34:31	109.08	74.65	10.30	9.44
5/5/2005	16:34:46	108.72	70.58	10.35	9.42
5/5/2005	16:35:01	113.69	68.41	10.59	9.16
5/5/2005	16:35:16	112.83	55.37	10.51	9.25
5/5/2005	16:35:31	110.31	46.59	10.60	9.18
5/5/2005	16:35:46	106.59	46.23	10.72	9.05
5/5/2005	16:36:01	106.01	46.23	10.59	9.17
5/5/2005	16:36:16	100.32	46.22	10.61	9.15
5/5/2005	16:36:31	87.79	52.73	11.29	8.49
5/5/2005	16:36:46	95.74	112.95	11.25	8.56
5/5/2005	16:37:01	94.08	165.42	11.15	8.64
5/5/2005	16:37:16	97.11	153.85	10.74	9.05
5/5/2005	16:37:31	104.19	133.72	10.79	8.97
5/5/2005	16:37:46	105.20	91.67	10.77	8.99
5/5/2005	16:38:01	101.92	48.50	11.09	8.68
5/5/2005	16:38:16	99.49	40.45	11.21	8.58
5/5/2005	16:38:31	94.79	39.53	11.40	8.41
5/5/2005	16:38:46	92.30	55.09	11.45	8.35
5/5/2005	16:39:01	88.10	92.71	11.43	8.34
5/5/2005	16:39:16	93.78	189.57	10.84	8.92
5/5/2005	16:39:31	97.19	253.37	11.02	8.75
5/5/2005	16:39:46	89.31	190.25	11.32	8.46
5/5/2005	16:40:01	86.83	129.62	11.52	8.26
5/5/2005	16:40:16	86.09	200.37	11.37	8.41
5/5/2005	16:40:31	88.00	304.33	11.25	8.54
5/5/2005	16:40:46	92.49	313.56	11.13	8.64
5/5/2005	16:41:01	100.71	213.58	10.71	9.05
5/5/2005	16:41:16	102.89	101.63	10.52	9.21
5/5/2005	16:41:31	106.02	56.23	10.51	9.23
5/5/2005	16:41:46	104.14	48.59	10.59	9.15
5/5/2005	16:42:01	110.03	40.66	10.44	9.30
5/5/2005	16:42:16	113.44	40.43	10.24	9.48
5/5/2005	16:42:31	113.21	40.41	9.90	9.83
5/5/2005	16:42:46	115.46	40.39	10.29	9.44
5/5/2005	16:43:01	113.41	41.51	10.64	9.11
5/5/2005	16:43:16	103.71	46.17	10.73	9.01
5/5/2005	16:43:31	107.04	63.71	10.53	9.23
5/5/2005	16:43:46	108.14	74.89	10.63	9.12
5/5/2005	16:44:01	109.00	58.64	10.63	9.13
5/5/2005	16:44:16	107.97	42.72	10.90	8.87
5/5/2005	16:44:31	100.78	41.58	11.09	8.69
5/5/2005	16:44:46	99.40	49.67	10.76	9.01
5/5/2005	16:45:01	101.15	56.52	10.47	9.29
5/5/2005	16:45:16	105.17	66.11	10.28	9.47
5/5/2005	16:45:31	111.58	73.73	10.23	9.54
5/5/2005	16:45:46	94.72	64.86	10.88	8.90
5/5/2005	16:46:01	91.30	71.74	11.01	8.79
5/5/2005	16:46:16	95.01	95.37	10.86	8.94
5/5/2005	16:46:31	102.66	88.98	10.53	9.24
5/5/2005	16:46:46	107.45	62.14	10.29	9.53
5/5/2005	16:47:01	100.15	45.27	10.50	9.29
5/5/2005	16:47:16	102.00	43.48	10.45	9.37
5/5/2005	16:47:31	105.27	50.02	10.49	9.34

5/5/2005	16:47:46	105.21	42.73	11.09	8.78
5/5/2005	16:48:01	100.41	40.44	11.52	8.37
5/5/2005	16:48:16	89.26	43.92	11.83	8.07
5/5/2005	16:48:31	83.52	86.88	11.71	8.15
5/5/2005	16:48:46	102.02	217.66	10.98	8.90
5/5/2005	16:49:01	94.86	211.59	11.41	8.46
5/5/2005	16:49:16	88.44	139.70	11.68	8.22
5/5/2005	16:49:31	80.37	171.78	11.98	7.94
5/5/2005	16:49:46	80.00	290.35	11.82	8.08
5/5/2005	16:50:01	89.31	469.52	11.50	8.43
5/5/2005	16:50:16	90.82	496.41	11.57	8.33
5/5/2005	16:50:31	95.11	369.49	11.46	8.45
5/5/2005	16:50:46	99.73	260.88	11.38	8.53
5/5/2005	16:51:01	100.71	140.72	11.34	8.59
5/5/2005	16:51:16	100.06	82.88	11.37	8.53
5/5/2005	16:51:31	103.35	63.73	11.27	8.65
5/5/2005	16:51:46	101.38	68.46	11.02	8.83
5/5/2005	16:52:01	105.85	65.65	10.32	9.61
5/5/2005	16:52:16	109.90	62.68	10.44	9.44
5/5/2005	16:52:31	112.91	56.18	10.51	9.39
5/5/2005	16:52:46	112.62	53.50	10.57	9.33
5/5/2005	16:53:01	105.91	51.49	10.83	9.08
5/5/2005	16:53:16	103.89	54.10	10.78	9.11
5/5/2005	16:53:31	104.43	61.40	10.56	9.35
5/5/2005	16:53:46	106.31	62.79	10.59	9.30
5/5/2005	16:54:01	106.79	51.07	10.46	9.46
5/5/2005	16:54:16	108.06	46.18	10.59	9.32
5/5/2005	16:54:31	110.51	46.22	10.56	9.37
5/5/2005	16:54:46	108.74	46.22	10.67	9.24
5/5/2005	16:55:01	106.19	46.21	10.52	9.39
5/5/2005	16:55:16	103.27	49.35	10.79	9.12
5/5/2005	16:55:31	102.90	52.33	10.79	9.12
5/5/2005	16:55:46	104.73	55.83	10.57	9.33
5/5/2005	16:56:01	108.15	51.74	10.35	9.57
5/5/2005	16:56:16	108.81	48.68	10.47	9.44
5/5/2005	16:56:31	109.38	40.44	10.64	9.28
5/5/2005	16:56:46	106.47	43.90	10.82	9.09
5/5/2005	16:57:01	100.51	46.16	10.79	9.13
5/5/2005	16:57:16	103.62	46.15	10.67	9.26
5/5/2005	16:57:31	106.69	45.01	10.61	9.29
5/5/2005	16:57:46	101.48	40.44	10.64	9.25
5/5/2005	16:58:01	104.70	47.19	10.51	9.38
5/5/2005	16:58:16	108.57	53.74	10.46	9.45
5/5/2005	16:58:31	92.75	51.38	10.90	8.99
5/5/2005	16:58:46	93.37	54.01	10.85	9.05
5/5/2005	16:59:01	97.47	61.74	10.73	9.18
5/5/2005	16:59:16	101.44	65.23	10.60	9.30
5/5/2005	16:59:31	105.76	55.52	10.52	9.37
5/5/2005	16:59:46	113.70	47.98	10.29	9.58
5/5/2005	17:00:01	115.69	39.38	10.16	9.72
5/5/2005	17:00:16	119.99	37.90	10.25	9.62
5/5/2005	17:00:31	113.32	40.37	10.39	9.48
5/5/2005	17:00:46	108.20	43.80	10.38	9.49
5/5/2005	17:01:01	105.31	55.77	10.99	9.02
5/5/2005	17:01:16	103.56	83.14	10.66	9.41

2435
 < ST RUN 5

5/5/2005	17:01:31	102.79	98.71	10.94	9.18
5/5/2005	17:01:46	107.15	85.00	11.44	8.69
5/5/2005	17:02:01	104.89	68.59	11.60	8.52
5/5/2005	17:02:16	99.44	61.02	11.53	8.59
5/5/2005	17:02:31	102.81	62.11	11.38	8.73
5/5/2005	17:02:46	104.68	65.16	11.39	8.72
5/5/2005	17:03:01	100.69	61.55	11.35	8.75
5/5/2005	17:03:16	106.58	60.96	11.29	8.81
5/5/2005	17:03:31	104.53	60.98	11.27	8.84
5/5/2005	17:03:46	105.89	61.01	11.36	8.75
5/5/2005	17:04:01	101.68	59.61	11.62	8.51
5/5/2005	17:04:16	109.73	55.70	12.04	8.08
5/5/2005	17:04:31	107.55	60.28	12.43	7.74
5/5/2005	17:04:46	96.54	63.53	13.01	7.15
5/5/2005	17:05:01	94.28	76.48	13.08	7.10
5/5/2005	17:05:16	99.54	92.77	12.91	7.26
5/5/2005	17:05:31	95.71	99.46	12.88	7.29
5/5/2005	17:05:46	100.73	98.81	12.99	7.19
5/5/2005	17:06:01	103.50	102.89	13.00	7.19
5/5/2005	17:06:16	97.57	90.23	13.13	7.06
5/5/2005	17:06:31	97.22	90.92	13.24	6.95
5/5/2005	17:06:46	99.44	112.71	13.09	7.10
5/5/2005	17:07:01	94.21	118.42	13.12	7.07
5/5/2005	17:07:16	90.18	113.43	13.08	7.08
5/5/2005	17:07:31	105.28	154.99	12.22	7.93
5/5/2005	17:07:46	101.77	162.42	12.43	7.71
5/5/2005	17:08:01	96.71	112.90	12.76	7.42
5/5/2005	17:08:16	101.23	90.24	12.79	7.41
5/5/2005	17:08:31	102.97	78.77	12.85	7.33
5/5/2005	17:08:46	101.99	67.29	12.78	7.41
5/5/2005	17:09:01	104.82	70.95	12.58	7.59
5/5/2005	17:09:16	110.82	74.82	12.38	7.80
5/5/2005	17:09:31	117.14	69.33	12.32	7.84
5/5/2005	17:09:46	115.31	65.20	12.51	7.68
5/5/2005	17:10:01	111.74	65.19	12.71	7.46
5/5/2005	17:10:16	108.45	68.35	12.65	7.53
5/5/2005	17:10:31	115.94	74.23	12.48	7.68
5/5/2005	17:10:46	114.36	72.19	12.34	7.86
5/5/2005	17:11:01	98.39	70.44	13.01	7.18
5/5/2005	17:11:16	97.27	78.93	13.26	6.95
5/5/2005	17:11:31	95.85	111.70	13.23	7.00
5/5/2005	17:11:46	88.68	123.51	13.34	6.87
5/5/2005	17:12:01	88.06	144.24	13.17	7.05
5/5/2005	17:12:16	85.35	163.96	13.20	7.03
5/5/2005	17:12:31	86.76	163.36	13.45	6.79
5/5/2005	17:12:46	88.51	185.81	13.66	6.57
5/5/2005	17:13:01	88.99	227.58	13.60	6.64
5/5/2005	17:13:16	86.41	243.20	13.65	6.58
5/5/2005	17:13:31	84.81	240.67	13.58	6.62
5/5/2005	17:13:46	94.96	270.80	12.64	7.53
5/5/2005	17:14:01	90.91	240.45	12.16	8.02
5/5/2005	17:14:16	87.27	157.84	12.35	7.78
5/5/2005	17:14:31	99.97	125.69	11.94	8.16
5/5/2005	17:14:46	109.19	107.70	11.25	8.84
5/5/2005	17:15:01	114.16	68.60	11.06	9.03

5/5/2005	17:15:16	120.49	53.42	11.31	8.77
5/5/2005	17:15:31	118.52	55.82	11.68	8.41
5/5/2005	17:15:46	110.69	58.97	11.59	8.45
5/5/2005	17:16:01	110.57	64.65	11.29	8.76
5/5/2005	17:16:16	112.13	65.24	11.58	8.48
5/5/2005	17:16:31	109.86	65.22	11.80	8.27
5/5/2005	17:16:46	107.63	65.21	11.99	8.08
5/5/2005	17:17:01	110.39	66.65	11.80	8.27
5/5/2005	17:17:16	103.86	70.52	12.17	7.90
5/5/2005	17:17:31	96.67	82.85	12.25	7.82
5/5/2005	17:17:46	100.09	126.85	12.07	7.99
5/5/2005	17:18:01	106.65	133.49	11.80	8.23
5/5/2005	17:18:16	115.52	92.44	11.59	8.41
5/5/2005	17:18:31	115.97	60.43	11.33	8.65
5/5/2005	17:18:46	116.90	51.43	11.44	8.52
5/5/2005	17:19:01	115.28	55.52	11.55	8.41
5/5/2005	17:19:16	110.51	58.58	11.43	8.51
5/5/2005	17:19:31	120.22	66.08	11.33	8.60
5/5/2005	17:19:46	118.54	67.31	11.52	8.41
5/5/2005	17:20:01	115.11	64.40	11.28	8.60
5/5/2005	17:20:16	106.23	63.56	11.15	8.75
5/5/2005	17:20:31	103.87	66.32	11.73	8.17
5/5/2005	17:20:46	106.65	72.89	11.56	8.33
5/5/2005	17:21:01	110.94	73.71	11.45	8.42
5/5/2005	17:21:16	109.71	70.49	11.42	8.44
5/5/2005	17:21:31	110.61	65.94	11.44	8.41
5/5/2005	17:21:46	109.25	62.72	11.72	8.14
5/5/2005	17:22:01	108.19	61.07	11.74	8.12
5/5/2005	17:22:16	104.98	61.05	11.68	8.19
5/5/2005	17:22:31	106.85	64.97	11.73	8.12
5/5/2005	17:22:46	104.44	65.23	11.80	8.04
5/5/2005	17:23:01	106.64	65.24	11.63	8.16
5/5/2005	17:23:16	105.09	68.39	11.20	8.56
5/5/2005	17:23:31	99.58	65.93	11.57	8.19
5/5/2005	17:23:46	104.96	68.37	11.54	8.23
5/5/2005	17:24:01	107.91	69.41	11.19	8.54
5/5/2005	17:24:16	118.37	62.39	11.16	8.57
5/5/2005	17:24:31	119.95	56.09	11.39	8.34
5/5/2005	17:24:46	114.27	55.76	11.47	8.25
5/5/2005	17:25:01	112.82	60.89	11.38	8.33
5/5/2005	17:25:16	113.79	63.47	11.62	8.08
5/5/2005	17:25:31	111.91	65.16	11.53	8.15
5/5/2005	17:25:46	109.44	65.20	11.48	8.18
5/5/2005	17:26:01	110.41	65.19	11.41	8.24
5/5/2005	17:26:16	114.00	65.21	11.10	8.49
5/5/2005	17:26:31	112.78	62.41	11.30	8.33
5/5/2005	17:26:46	98.60	65.19	11.92	7.74
5/5/2005	17:27:01	97.42	72.48	11.95	7.72
5/5/2005	17:27:16	101.34	87.01	11.80	7.84
5/5/2005	17:27:31	106.70	78.44	11.48	8.12
5/5/2005	17:27:46	110.38	59.47	11.17	8.39
5/5/2005	17:28:01	110.55	55.68	11.07	8.46
5/5/2005	17:28:16	115.28	55.64	11.04	8.48
5/5/2005	17:28:31	115.13	61.71	11.25	8.28
5/5/2005	17:28:46	107.16	67.89	11.58	7.98

5/5/2005	17:29:01	107.65	74.15	11.59	7.97
5/5/2005	17:29:16	107.71	74.73	11.48	8.07
5/5/2005	17:29:31	102.24	70.99	11.11	8.41
5/5/2005	17:29:46	104.26	73.29	11.37	8.15
5/5/2005	17:30:01	98.52	75.81	11.88	7.67
5/5/2005	17:30:16	100.78	86.17	11.65	7.88
5/5/2005	17:30:31	104.51	101.19	11.51	8.00
5/5/2005	17:30:46	98.94	92.29	11.62	7.88
5/5/2005	17:31:01	98.46	72.46	11.57	7.92
5/5/2005	17:31:16	102.96	72.98	11.52	7.97
5/5/2005	17:31:31	106.43	73.89	11.51	7.96
5/5/2005	17:31:46	106.06	66.88	11.53	7.95
5/5/2005	17:32:01	104.07	61.18	11.62	7.86
5/5/2005	17:32:16	98.33	63.14	11.66	7.80
5/5/2005	17:32:31	96.51	79.21	11.15	8.22
5/5/2005	17:32:46	104.13	94.14	10.83	8.54
5/5/2005	17:33:01	108.69	83.70	11.14	8.24
5/5/2005	17:33:16	100.37	68.92	11.37	8.04
5/5/2005	17:33:31	104.89	65.08	11.27	8.12
5/5/2005	17:33:46	109.95	65.06	10.94	8.41
5/5/2005	17:34:01	114.76	63.95	11.02	8.33
5/5/2005	17:34:16	109.44	58.09	11.20	8.15
5/5/2005	17:34:31	99.16	61.74	11.30	8.06
5/5/2005	17:34:46	101.74	74.05	11.24	8.12
5/5/2005	17:35:01	107.63	85.44	11.33	8.02
5/5/2005	17:35:16	109.55	79.36	11.35	7.99
5/5/2005	17:35:31	110.09	70.66	11.25	8.06
5/5/2005	17:35:46	110.34	72.82	10.85	8.43
5/5/2005	17:36:01	105.83	73.58	11.38	7.94
5/5/2005	17:36:16	94.55	67.56	11.83	7.55
5/5/2005	17:36:31	92.56	72.24	11.58	7.76
5/5/2005	17:36:46	102.55	86.96	11.25	8.04
5/5/2005	17:37:01	103.82	88.20	10.89	8.36
5/5/2005	17:37:16	106.20	68.93	10.79	8.44
5/5/2005	17:37:31	117.00	60.20	10.78	8.43
5/5/2005	17:37:46	118.09	55.63	10.74	8.44
5/5/2005	17:38:01	118.35	57.10	10.88	8.33
5/5/2005	17:38:16	114.68	63.16	10.98	8.24
5/5/2005	17:38:31	112.13	71.10	11.22	8.03
5/5/2005	17:38:46	115.44	74.77	11.01	8.15
5/5/2005	17:39:01	104.35	74.79	10.50	8.68
5/5/2005	17:39:16	104.47	74.79	11.12	8.09
5/5/2005	17:39:31	105.83	73.90	11.28	7.96
5/5/2005	17:39:46	106.69	70.40	11.18	8.05
5/5/2005	17:40:01	108.62	65.46	11.27	7.96
5/5/2005	17:40:16	110.42	65.15	11.49	7.76
5/5/2005	17:40:31	104.24	69.69	11.60	7.64
5/5/2005	17:40:46	103.49	73.05	11.21	7.99
5/5/2005	17:41:01	108.31	73.89	10.98	8.19
5/5/2005	17:41:16	106.82	67.26	11.20	7.98
5/5/2005	17:41:31	110.60	61.29	11.23	7.95
5/5/2005	17:41:46	105.27	60.96	11.13	8.05
5/5/2005	17:42:01	101.93	65.18	10.79	8.34
5/5/2005	17:42:16	105.22	65.15	11.13	8.05
5/5/2005	17:42:31	102.31	65.17	11.64	7.61

5/5/2005	17:42:46	102.50	68.31	11.45	7.78
5/5/2005	17:43:01	106.93	70.48	11.35	7.85
5/5/2005	17:43:16	106.97	66.96	11.23	7.96
5/5/2005	17:43:31	105.77	65.16	11.33	7.87
5/5/2005	17:43:46	108.22	68.00	11.32	7.89
5/5/2005	17:44:01	104.61	74.83	11.31	7.88
5/5/2005	17:44:16	106.73	81.72	11.22	7.98
5/5/2005	17:44:31	111.54	90.93	11.33	7.88
5/5/2005	17:44:46	108.19	88.44	11.26	7.94
5/5/2005	17:45:01	105.49	79.90	11.16	8.01
5/5/2005	17:45:16	104.17	71.94	11.01	8.18
5/5/2005	17:45:31	98.57	71.68	11.29	7.92
5/5/2005	17:45:46	98.02	74.84	11.26	7.95
5/5/2005	17:46:01	98.99	69.06	11.09	8.08
5/5/2005	17:46:16	105.36	62.69	10.81	8.34
5/5/2005	17:46:31	109.22	61.04	10.75	8.38
5/5/2005	17:46:46	112.95	61.07	10.52	8.58
5/5/2005	17:47:01	116.84	61.00	10.47	8.63
5/5/2005	17:47:16	114.98	63.70	10.54	8.58
5/5/2005	17:47:31	117.96	71.32	10.57	8.56
5/5/2005	17:47:46	118.48	74.83	10.69	8.46
5/5/2005	17:48:01	113.62	74.85	10.95	8.23
5/5/2005	17:48:16	106.70	74.84	10.62	8.42
5/5/2005	17:48:31	106.38	93.93	10.78	8.39
5/5/2005	17:48:46	113.84	138.47	11.19	8.06
5/5/2005	17:49:01	96.91	137.62	12.45	6.97
5/5/2005	17:49:16	90.69	111.77	12.75	6.72
5/5/2005	17:49:31	92.81	99.06	12.53	6.91
5/5/2005	17:49:46	96.16	85.53	11.99	7.37
5/5/2005	17:50:01	100.56	74.27	11.44	7.82
5/5/2005	17:50:16	107.94	67.33	11.02	8.21
5/5/2005	17:50:31	112.91	61.63	10.86	8.34
5/5/2005	17:50:46	114.09	61.11	10.90	8.31
5/5/2005	17:51:01	116.83	61.89	10.92	8.32
5/5/2005	17:51:16	110.89	65.24	10.80	8.35
5/5/2005	17:51:31	110.69	70.22	10.11	9.03
5/5/2005	17:51:46	110.65	70.53	10.67	8.53
5/5/2005	17:52:01	113.81	65.93	10.66	8.55
5/5/2005	17:52:16	119.37	65.23	10.55	8.64
5/5/2005	17:52:31	123.17	65.26	10.56	8.63
5/5/2005	17:52:46	119.09	65.23	10.30	8.83
5/5/2005	17:53:01	112.91	65.24	9.91	9.21
5/5/2005	17:53:16	115.98	63.00	9.94	9.17
5/5/2005	17:53:31	118.58	59.70	10.24	8.91
5/5/2005	17:53:46	118.80	58.61	10.49	8.71
5/5/2005	17:54:01	120.34	64.71	10.71	8.52
5/5/2005	17:54:16	120.99	68.43	10.77	8.49
5/5/2005	17:54:31	121.49	71.44	10.85	8.43
5/5/2005	17:54:46	105.80	74.94	11.15	8.14
5/5/2005	17:55:01	97.05	82.91	11.16	8.16
5/5/2005	17:55:16	103.73	88.97	10.86	8.45
5/5/2005	17:55:31	112.00	71.29	10.58	8.70
5/5/2005	17:55:46	119.02	55.31	10.37	8.87
5/5/2005	17:56:01	122.68	46.96	10.22	9.01
5/5/2005	17:56:16	123.57	46.21	10.04	9.17

5/5/2005	17:56:31	122.57	51.97	9.98	9.24
5/5/2005	17:56:46	121.56	59.07	10.15	9.13
5/5/2005	17:57:01	120.33	66.40	10.63	8.68
5/5/2005	17:57:16	118.31	72.89	10.91	8.45
5/5/2005	17:57:31	118.13	81.44	10.69	8.63
5/5/2005	17:57:46	111.67	86.52	10.06	9.22
5/5/2005	17:58:01	106.59	79.95	10.80	8.55
5/5/2005	17:58:16	102.05	78.15	11.25	8.16
5/5/2005	17:58:31	103.56	92.94	11.13	8.29
5/5/2005	17:58:46	109.38	103.62	10.86	8.54
5/5/2005	17:59:01	108.37	99.11	10.78	8.61
5/5/2005	17:59:16	109.83	85.61	10.78	8.64
5/5/2005	17:59:31	114.75	71.84	10.94	8.51
5/5/2005	17:59:46	113.44	70.59	11.16	8.29
5/5/2005	18:00:01	111.53	74.34	11.01	8.45
5/5/2005	18:00:16	115.51	74.95	10.93	8.52
5/5/2005	18:00:31	119.67	74.10	11.02	8.45
5/5/2005	18:00:46	111.30	70.64	10.64	8.77
5/5/2005	18:01:01	101.87	65.70	10.48	8.99
5/5/2005	18:01:16	105.19	65.33	11.06	8.44
5/5/2005	18:01:31	87.20	71.37	13.06	5.80
5/5/2005	18:01:46	99.86	75.02	8.13	0.78
5/5/2005	18:02:01	164.06	56.99	1.04	0.15
5/5/2005	18:02:16	170.06	23.99	0.06	0.10
5/5/2005	18:02:31	170.50	7.20	0.00	0.10
5/5/2005	18:02:46	170.58	6.58	-0.03	0.09
5/5/2005	18:03:01	170.58	0.92	-0.04	0.08
5/5/2005	18:03:16	170.65	0.27	-0.04	0.08
5/5/2005	18:03:31	170.65	0.27	-0.04	0.08
5/5/2005	18:03:46	170.55	0.28	-0.04	0.08
5/5/2005	18:04:01	165.86	0.31	0.05	0.08
5/5/2005	18:04:16	53.87	3.72	0.15	0.09
5/5/2005	18:04:31	4.79	69.66	-0.04	0.09
5/5/2005	18:04:46	2.49	189.83	-0.05	0.09
5/5/2005	18:05:01	2.19	276.57	-0.06	0.09
5/5/2005	18:05:16	2.15	294.23	-0.06	0.09
5/5/2005	18:05:31	1.96	296.30	-0.06	0.09
5/5/2005	18:05:46	1.96	296.31	-0.06	0.09
5/5/2005	18:06:01	1.79	296.26	-0.06	0.09
5/5/2005	18:06:16	1.76	296.30	-0.06	0.09
5/5/2005	18:06:31	1.60	296.28	0.89	0.27
5/5/2005	18:06:46	1.57	293.95	9.54	3.75
5/5/2005	18:07:01	1.53	216.76	13.35	5.15
5/5/2005	18:07:16	1.45	110.27	13.96	5.26
5/5/2005	18:07:31	1.36	32.13	14.03	5.27
5/5/2005	18:07:46	1.36	8.71	14.04	5.27
5/5/2005	18:08:01	1.24	1.13	14.04	5.28
5/5/2005	18:08:16	1.16	0.36	14.04	5.29
5/5/2005	18:08:31	1.16	0.32	14.04	5.3
5/5/2005	18:08:46	1.16	0.31	14.03	5.31
5/5/2005	18:09:01	1.16	0.32	9.78	5.33
5/5/2005	18:09:16	1.17	0.34	0.01	5.3

< END RUN 5

RUN AVGS

NOX	CO	O2	CO2
106.98	79.50	11.49	8.13

172.5 NOX

170.60

0 CO

0.29

0 O2

-0.01

0 CO2

0.08

315.5 CO

296.29

14.01 O2

14.04

5.93 CO2

5.28

0 NOX

1.36

APPENDIX D

**FUEL ANALYSIS AND
BOILER OPERATING
PARAMETERS**

Fuel Usage Calculation, Boiler No. 7 NOx Tests, May 3-5, 2005

Run Number	Date	Fuel ^b	Heat Input (MMBtu/hr)	Heating Value		Amount of Wood Chips (tons/hr)	Amount of Bagasse (tons/hr)	Total (tons/hr)
				Wood Chips (as received) (Btu/lb)	Bagasse (as received) (Btu/lb) ^a			
1	5/3/05	15% Wood Chip 45% Bagasse	502.1	3,160	4,089	19.86	46.05	65.91
2	5/3/05	15% Wood Chip 45% Bagasse	468.0	3,160	4,089	18.51	42.92	61.43
3	5/4/05	100% Bagasse	401.8	N/A	4,089	N/A	49.13	49.13
4	5/4/05	Run aborted - lack of Wood Chips in fuel mixture						
5	5/5/05	15% Wood Chip 45% Bagasse	407.0	3,160	4,089	16.10	37.33	53.43

N/A = Not Applicable

^a Based on average bagasse analysis from U.S. Sugar Clewiston 2001-2003 (7,920 Btu/lb, dry basis at 51.63% moisture).

^b Percentages are based on belt speed: 15% capacity of wood chips belt/45% capacity of bagasse belt.

Corresponds to 25% wood chips/75% bagasse on a volumetric and gravimetric basis.

Table 1. Proximate, Ultimate, and Heat Content Analyses Results for Wood Fuel, U.S. Sugar Clewiston

Parameter	Units	Analysis Results (dry basis) for Sample Weeks (collection dates)									
		2/23/2005	3/17/2005	4/15/2005	4/27/2005	5/3/2005	4/25/05 - 5/6/05	5/10/2005	5/13/05 - 5/20/05	5/19/2005	6/8/2005
		Composit e	Composite Wks 1-2	Composite WPB Wks 1- 2	Composite WPB A Week 3	Southeastern Composite Week 2	Southeastern Composite	BLT Test #7 Nox	Southeastern Composite	SE Organic	D.J. Casey
No. of Samples Composited		6	6	6	6	6	6	6	6	6	6
Moisture	%, as received	26.44	32.27	26.93	27.54	34.08	31.94	32.89	34.18	34.09	35.87
Ash	%, as received	2.01	4.36	12.22	5.33	11.14	18.08	30.67	25.72	22.24	21.93
Ash	%, dry	2.74	6.43	16.72	7.35	16.90	26.57	45.70	39.08	33.74	34.19
HHV	Btu/lb, as received	6,154	5,443	5,719	5,797	4,870	4,362	3,160	3,418	3,779	3,463
HHV	Btu/lb, dry	8,366	8,037	7,827	8,000	7,387	6,410	4,709	5,193	5,734	5,400
Air Dry Loss	%	22.61	31.20	25.21	26.21	31.99	29.73	28.29	29.68	31.55	31.56
Arsenic	ppm, dry	<10	1.7	9.5	9.1	1.0	0.9	0.6	1.3	1.0	ND
Chromium	ppm, dry	<0.4	5.7	17	40	<1	10	9	<8	<7	ND
Copper	ppm, dry	5.4	12	52.7	38	<10	13	27	17	12	ND

Note: % = percent.

Btu/lb = British thermal unit per pound.

HHV = higher heating value.

lb/MMBtu = pounds per million British thermal unit.

MAY 3, 3005

AIR CONSULTING and ENGINEERING, INC.
BOILER PARAMETERS and HEAT INPUT CALCULATIONS

COMPANY NAME: U.S.S.C.
 LOCATION: CLEWISTON, FLORIDA
 SOURCE: BOILER 7
 DATE: 5/3/05
 RUN NUMBER: 1

BEGIN INTEGRATOR TIME:..... 1:23 PM
 END INTERGRATOR TIME:..... 2:29 PM
 TOTAL TIME:..... 1:06
 TOTAL MINUTES:..... 66

OIL METER INITIAL READING:..... 0
 OIL METER FINAL READING:..... 0
 OIL METER FACTOR:..... 1
 OIL USAGE (gph):..... 0

STEAM INTEGRATOR INITIAL READING:..... 1723
 STEAM INTEGRATOR FINAL READING:..... 1990
 STEAM INTEGRATOR FACTOR:..... 1000
 STEAM RATE (lbs/Hr):..... 242727

FEEDWATER:
 TEMPERATURE (F):..... 251.0
 PRESSURE (psia):..... 1277.3
 ENTHALPY (BTU/lb):..... 222.1

STEAM:
 TEMPERATURE (F):..... 719.2
 PRESSURE (psia):..... 637.5
 ENTHALPY (BTU/lb):..... 1359.9

BOILER EFFICIENCY (percent):..... 55.0

HEAT INPUT:
 NET STEAM (MMBTU/Hr):..... 502.1
 HEAT INPUT FROM OIL @ 150000 BTU/gal (MMBTU/Hr):..... 0.0
 HEAT INPUT FROM NON-OIL (MMBTU/Hr):..... 502.1

ALLOWABLE PM EMISSION FROM OIL (lb/MMBTU):..... 0.10
 ALLOWABLE PM EMISSION FROM NON-OIL (lb/MMBTU):..... 0.15
 TOTAL ALLOWABLE PM EMISSION (lb/Hr):..... 75.32
 TOTAL ALLOWABLE PM EMISSION (lb/MMBTU):..... 0.15

AIR CONSULTING and ENGINEERING, INC.
BOILER PARAMETERS and HEAT INPUT CALCULATIONS

COMPANY NAME: U.S.S.C.
 LOCATION: CLEWISTON, FLORIDA
 SOURCE: BOILER 7
 DATE: 5/3/2005
 RUN NUMBER: 2

BEGIN INTEGRATOR TIME:..... 2:37 PM
 END INTERGRATOR TIME:..... 3:42 PM
 TOTAL TIME:..... 1:05
 TOTAL MINUTES:..... 65

OIL METER INITIAL READING:..... 0
 OIL METER FINAL READING:..... 0
 OIL METER FACTOR:..... 1
 OIL USAGE (gph):..... 0

STEAM INTEGRATOR INITIAL READING:..... 2023
 STEAM INTEGRATOR FINAL READING:..... 2269
 STEAM INTEGRATOR FACTOR:..... 1000
 STEAM RATE (lbs/Hr):..... 227077

FEEDWATER:
 TEMPERATURE (F):..... 248.8
 PRESSURE (psia):..... 1293.5
 ENTHALPY (BTU/lb):..... 219.9


STEAM:
 TEMPERATURE (F):..... 708.0
 PRESSURE (psia):..... 630.5
 ENTHALPY (BTU/lb):..... 1353.5

BOILER EFFICIENCY (percent):..... 55.0

HEAT INPUT:
 NET STEAM (MMBTU/Hr):..... 468.0
 HEAT INPUT FROM OIL @ 150000 BTU/gal (MMBTU/Hr):..... 0.0
 HEAT INPUT FROM NON-OIL (MMBTU/Hr):..... 468.0

ALLOWABLE PM EMISSION FROM OIL (lb/MMBTU):..... 0.10
 ALLOWABLE PM EMISSION FROM NON-OIL (lb/MMBTU):..... 0.15
 TOTAL ALLOWABLE PM EMISSION (lb/Hr):..... 70.21
 TOTAL ALLOWABLE PM EMISSION (lb/MMBTU):..... 0.15

Chips and Bagasse in 90 belt speed



BOILER OPERATION PARAMETERS

PLANT NAME US Sugar Clewiston
 DATE 5/3/05
 STEAM INTEGRATOR FACTOR 1000
 STEAM (TIME):
 START 1323 END 1429
 INITIAL INTEGRATOR 12001723
 FINAL INTEGRATOR 12001990

BOILER NUMBER 7
 RUN NUMBER 1
 OIL METER FACTOR 1
 OIL (TIME):
 START _____ END _____
 INITIAL METER 0
 FINAL METER 0
 OPERATOR SIGNATURE _____

TIME	STEAM				FEEDWATER		
	lbs flow	LBS FLOW Chips Bagasse		TEMP.	PRESSURE	TEMP.	PRESSURE
1323	225	15%	45%	712 150 TONS	626	250	1282
1338	245	15%	45%	725 150 TONS	640	260	1123
1353	243	15%	45%	720 160 TONS	615	245	1367
1408	251	15%	45	715 153 TONS	610	250	1260
1423	247	15%	45	724 145 TONS	623	250	1281
AVERAGES:							

SCRUBBER DATA: NO. 1 NO. 2
 SCRUBBER (S) PRESSURE DROP NR / _____
 GPM _____ / _____
 H2O LEVEL _____ / _____

Chips and Bagasse in % belt Speed



BOILER OPERATION PARAMETERS

PLANT NAME US Sugar Clewiston BOILER NUMBER 7

DATE 5/3/05 RUN NUMBER 2

STEAM INTEGRATOR FACTOR 1000 OIL METER FACTOR 1

STEAM (TIME): START 1437 END 1542 OIL (TIME): START END

INITIAL INTEGRATOR 12002023 INITIAL METER 0

FINAL INTEGRATOR 12002269 FINAL METER 0

OPERATOR SIGNATURE

TIME	STEAM			FEEDWATER			
	LBS. FLOW		TEMP.	TEMP.	TEMP.	TEMP.	
	lbs flow	Chips	Bagasse				
1452	235	15%	45%	712 250	622 282	250	1282
15:07	215	15%	45%	704	596	245	1284
15:22	232	15%	45%	705	623	250	1279
15:37	232	15%	45%	708	618	250	1270
15:52							
AVERAGES:							

~~1353.9~~ h2 219.87

~~1352.5~~

1353.5

n?

SCRUBBER DATA:

NO. 1

NO. 2

SCRUBBER (S) PRESSURE DROP NA | _____

GPM | _____

H2O LEVEL V | _____

MAY 4, 2005

AIR CONSULTING and ENGINEERING, INC.
BOILER PARAMETERS and HEAT INPUT CALCULATIONS

COMPANY NAME: U.S.S.C.
 LOCATION: CLEWISTON, FLORIDA
 SOURCE: BOILER 7
 DATE: 5/4/05
 RUN NUMBER: 1, 3

BEGIN INTEGRATOR TIME:..... 11:36 AM
 END INTERGRATOR TIME:..... 12:40 PM
 TOTAL TIME:..... 1:04
 TOTAL MINUTES:..... 64

OIL METER INITIAL READING:..... 0
 OIL METER FINAL READING:..... 0
 OIL METER FACTOR:..... 1
 OIL USAGE (gph)..... 0

STEAM INTEGRATOR INITIAL READING:..... 6099
 STEAM INTEGRATOR FINAL READING:..... 6305
 STEAM INTEGRATOR FACTOR:..... 1000
 STEAM RATE (lbs/Hr)..... 193125

FEEDWATER:
 TEMPERATURE (F):..... 250.0
 PRESSURE (psia):..... 1303.7
 ENTHALPY (BTU/lb):..... 221.2

STEAM:
 TEMPERATURE (F):..... 724.3
 PRESSURE (psia):..... 593.0
 ENTHALPY (BTU/lb):..... 1365.5

BOILER EFFICIENCY (percent):..... 55.0

HEAT INPUT:
 NET STEAM (MMBTU/Hr):..... 401.8
 HEAT INPUT FROM OIL @ 150000 BTU/gal (MMBTU/Hr):..... 0.0
 HEAT INPUT FROM NON-OIL (MMBTU/Hr):..... 401.8

ALLOWABLE PM EMISSION FROM OIL (lb/MMBTU):..... 0.10
 ALLOWABLE PM EMISSION FROM NON-OIL (lb/MMBTU):..... 0.15
 TOTAL ALLOWABLE PM EMISSION (lb/Hr):..... 60.27
 TOTAL ALLOWABLE PM EMISSION (lb/MMBTU):..... 0.15

MAY 5, 2005

AIR CONSULTING and ENGINEERING, INC.
BOILER PARAMETERS and HEAT INPUT CALCULATIONS

COMPANY NAME: U.S.S.C.
 LOCATION: CLEWISTON, FLORIDA
 SOURCE: BOILER 7
 DATE: 5/5/05
 RUN NUMBER: 4 **RUN ABORTED**

BEGIN INTEGRATOR TIME:.....	11:36 AM
END INTERGRATOR TIME:.....	12:40 PM
TOTAL TIME:.....	1:04
TOTAL MINUTES:.....	64
OIL METER INITIAL READING:.....	0
OIL METER FINAL READING:.....	0
OIL METER FACTOR:.....	1
OIL USAGE (gph):.....	0
STEAM INTEGRATOR INITIAL READING:.....	6099
STEAM INTEGRATOR FINAL READING:.....	6305
STEAM INTEGRATOR FACTOR:.....	1000
STEAM RATE (lbs/Hr):.....	193125
FEEDWATER:	
TEMPERATURE (F):.....	250.0
PRESSURE (psia):.....	1303.7
ENTHALPY (BTU/lb):.....	221.2
STEAM:	
TEMPERATURE (F):.....	724.3
PRESSURE (psia):.....	593.0
ENTHALPY (BTU/lb):.....	1365.5
BOILER EFFICIENCY (percent):.....	55.0
HEAT INPUT:	
NET STEAM (MMBTU/Hr):.....	401.8
HEAT INPUT FROM OIL @ 150000 BTU/gal (MMBTU/Hr):.....	0.0
HEAT INPUT FROM NON-OIL (MMBTU/Hr):.....	401.8
ALLOWABLE PM EMISSION FROM OIL (lb/MMBTU):.....	0.10
ALLOWABLE PM EMISSION FROM NON-OIL (lb/MMBTU):.....	0.15
TOTAL ALLOWABLE PM EMISSION (lb/Hr):.....	60.27
TOTAL ALLOWABLE PM EMISSION (lb/MMBTU):.....	0.15

AIR CONSULTING and ENGINEERING, INC.
BOILER PARAMETERS and HEAT INPUT CALCULATIONS

COMPANY NAME: U.S.S.C. **15% WOOD CHIPS 45% BAGASSE**
 LOCATION: CLEWISTON, FLORIDA
 SOURCE: BOILER 7
 DATE: 5/5/2005
 RUN NUMBER: 5

BEGIN INTEGRATOR TIME:..... 5:01 PM
 END INTERGRATOR TIME:..... 6:01 PM
 TOTAL TIME:..... 1:00
 TOTAL MINUTES:..... 60

OIL METER INITIAL READING:..... 0
 OIL METER FINAL READING:..... 0
 OIL METER FACTOR:..... 1
 OIL USAGE (gph)..... 0

STEAM INTEGRATOR INITIAL READING:..... 1470
 STEAM INTEGRATOR FINAL READING:..... 1666
 STEAM INTEGRATOR FACTOR:..... 1000
 STEAM RATE (lbs/Hr)..... 196000

FEEDWATER:
 TEMPERATURE (F):..... 250.0
 PRESSURE (psia):..... 1307.5
 ENTHALPY (BTU/lb):..... 221.2

STEAM:
 TEMPERATURE (F):..... 717.8
 PRESSURE (psia):..... 568.7
 ENTHALPY (BTU/lb):..... 1363.1

BOILER EFFICIENCY (percent):..... 55.0

HEAT INPUT:
 NET STEAM (MMBTU/Hr):..... 406.9
 HEAT INPUT FROM OIL @ 150000 BTU/gal (MMBTU/Hr):..... 0.0
 HEAT INPUT FROM NON-OIL (MMBTU/Hr):..... 406.9

ALLOWABLE PM EMISSION FROM OIL (lb/MMBTU):..... 0.10
 ALLOWABLE PM EMISSION FROM NON-OIL (lb/MMBTU):..... 0.15
 TOTAL ALLOWABLE PM EMISSION (lb/Hr):..... 61.04
 TOTAL ALLOWABLE PM EMISSION (lb/MMBTU):..... 0.15



BOILER OPERATION PARAMETERS

PLANT NAME US Sugar Clewiston
 DATE 5/5/05
 STEAM INTEGRATOR FACTOR 1000
 STEAM (TIME): START 1440 END _____
 INITIAL INTEGRATOR 12010972
 FINAL INTEGRATOR _____

BOILER NUMBER 7
 RUN NUMBER 4 r3 chips + Bagasse
 OIL METER FACTOR NA
 OIL (TIME): START _____ END _____
 INITIAL METER _____
 FINAL METER _____
 OPERATOR SIGNATURE _____

TIME	STEAM			FEEDWATER			
	lbs Flow	LBS. FLOW chips	Bagasse	TEMP.	PRESSURE	TEMP.	PRESSURE
1455	213	16%	47%	715	537	240	1296
1510	190	15	48	730	509	245	1300
1525							
1540				LOST BAGGASSE BOX Run Aborted			
AVERAGES:							

SCRUBBER DATA:

NO. 1


NO. 2

SCRUBBER (S) PRESSURE DROP _____ / _____

GPM _____ / _____

H2O LEVEL _____ / _____

ACE
AIR CONSULTING
& ENGINEERING, INC.



BOILER OPERATION PARAMETERS

PLANT NAME US Sugar Clewiston BOILER NUMBER 7

DATE 5/5/05 RUN NUMBER 5

STEAM INTEGRATOR FACTOR 1000 OIL METER FACTOR NA

STEAM (TIME): START 1701 END 1801 OIL (TIME): START - END -

INITIAL INTEGRATOR 12011470 INITIAL METER -

FINAL INTEGRATOR 12011666 FINAL METER -

OPERATOR SIGNATURE Dallen Carington

TIME	STEAM			FEEDWATER	
	LBS. FLOW	TEMP.	PRESSURE	TEMP.	PRESSURE
5:01	177	731	548	250	1291
5:16	179	720	583	250	1298
5:31	203	767	540	250	1290
5:46	208	713	545	250	1292
6:01					
	15% wood chips				
	45% BAGASSE		h = 1363.1		h = 221.16
	AVERAGES:	717.75	554	250	1292.75
			568.7		1307.45

SCRUBBER DATA:


NO. 1

NO. 2

SCRUBBER (S) PRESSURE DROP _____ / _____

GPM _____ / _____

H2O LEVEL _____ / _____



APPENDIX E

QUALITY ASSURANCE

REFERENCE METHOD INITIAL LINEARITY TEST RECORD

U.S.S.C.
 CLEWISTON, FLORIDA
 BOILER 7
 5/3/2005

RELATIVE ACCURACY

RM METHOD: 7E
 GAS I.D. NOx
 CEM: ECO 70S 42H
 RANGE: 200 PPM

RM METHOD: 3A
 GAS I.D. O2
 CEM: TELEDYNE 320P
 RANGE: 25 %

<u>GAS VALUE</u>	<u>RESPONSE</u>	<u>DIFF.</u>	<u>% RANGE</u>
172.5	172.57	0.07	0.035
83.3	83.05	-0.25	-0.125
0	0	0	0

<u>GAS VALUE</u>	<u>RESPONSE</u>	<u>DIFF.</u>	<u>% RANGE</u>
20.9	20.88	-0.02	-0.08
14.01	13.99	-0.02	-0.08
0	-0.04	-0.04	-0.16

RELATIVE ACCURACY

RM METHOD: 10
 GAS I.D. CO
 CEM: TECO 48C
 RANGE: 1000 PPM

RM METHOD: 3A
 GAS I.D. CO2
 CEM: RMT 880A
 RANGE: 25 %

<u>GAS VALUE</u>	<u>RESPONSE</u>	<u>DIFF.</u>	<u>% RANGE</u>
633.1	636.34	3.24	1.62
315.3	291.51	-23.79	-11.895
0	0.25	0.25	0.125

<u>GAS VALUE</u>	<u>RESPONSE</u>	<u>DIFF.</u>	<u>% RANGE</u>
13.84	13.83	-0.01	-0.005
5.93	5.43	-0.5	-0.25
0	0.06	0.06	0.03

REFERENCE METHOD INITIAL LINEARITY TEST RECORD

U.S.S.C.
 CLEWISTON, FLORIDA
 BOILER 7
 5/4/2005

RELATIVE ACCURACY

RM METHOD: 7E
 GAS I.D. NOx
 CEM: ECO 70S 42H
 RANGE: 200 PPM

RM METHOD: 3A
 GAS I.D. O2
 CEM: TELEDYNE 320P
 RANGE: 25 %

<u>GAS VALUE</u>	<u>RESPONSE</u>	<u>DIFF.</u>	<u>% RANGE</u>
172.5	170.88	-1.62	-0.81
83.3	83.05	-0.25	-0.125
0	0	0	0

<u>GAS VALUE</u>	<u>RESPONSE</u>	<u>DIFF.</u>	<u>% RANGE</u>
20.9	20.75	-0.15	-0.6
14.01	14.01	0	0
0	0	0	0

RELATIVE ACCURACY

RM METHOD: 10
 GAS I.D. CO
 CEM: TECO 48C
 RANGE: 1000 PPM

RM METHOD: 3A
 GAS I.D. CO2
 CEM: RMT 880A
 RANGE: 25 %

<u>GAS VALUE</u>	<u>RESPONSE</u>	<u>DIFF.</u>	<u>% RANGE</u>
633.1	641.41	8.31	4.155
315.3	291.4	-23.9	-11.95
0	-0.47	-0.47	-0.235

<u>GAS VALUE</u>	<u>RESPONSE</u>	<u>DIFF.</u>	<u>% RANGE</u>
13.84	13.82	-0.02	-0.01
5.93	5.54	-0.39	-0.195
0	0.12	0.12	0.06

REFERENCE METHOD INITIAL LINEARITY TEST RECORD
 U.S.S.C.
 CLEWISTON, FLORIDA
 BOILER 7
 5/5/2005

RELATIVE ACCURACY

RM METHOD:	7E	RM METHOD:	3A
GAS I.D.	NOx	GAS I.D.	O2
CEM:	ECO 70S 42H	CEM:	TELEDYNE 320P
RANGE:	200 PPM	RANGE:	25 %

<u>GAS VALUE</u>	<u>RESPONSE</u>	<u>DIFF.</u>	<u>% RANGE</u>	<u>GAS VALUE</u>	<u>RESPONSE</u>	<u>DIFF.</u>	<u>% RANGE</u>
172.5	174.31	1.81	0.905	20.9	20.79	-0.11	-0.44
83.3	84.79	1.49	0.745	14.01	13.96	-0.05	-0.2
0	0.36	0.36	0.18	0	-0.07	-0.07	-0.28

RELATIVE ACCURACY

RM METHOD:	10	RM METHOD:	3A
GAS I.D.	CO	GAS I.D.	CO2
CEM:	TECO 48C	CEM:	RMT 880A
RANGE:	1000 PPM	RANGE:	25 %

<u>GAS VALUE</u>	<u>RESPONSE</u>	<u>DIFF.</u>	<u>% RANGE</u>	<u>GAS VALUE</u>	<u>RESPONSE</u>	<u>DIFF.</u>	<u>% RANGE</u>
633.1	643.31	10.21	5.105	13.84	13.84	0	0
315.3	292.18	-23.12	-11.56	5.93	5.51	-0.42	-0.21
0	0.87	0.87	0.435	0	0.11	0.11	0.055

Certificate of Analysis

Date of Analysis: 3/25/2005

Reference Number: 21-110813055-2

Customer Name:

Part Number: X02NI99C15A1226

Grade of Product: CERTIFIED
STANDARD-SPEC


<u>Cylinder Number</u>	<u>Component</u>	<u>Requested Concentration</u>	<u>Actual Concentration</u>
CC127890	CARBON MONOXIDE	300 PPM	315.58 PPM
	NITROGEN	Balance	Balance

Notes:

Relative Uncertainty of Analytical Value: +/- 2% of component or +/- 5% of component, if less than 50 PPM

Product composition verified by direct comparison to calibration standards traceable to NIST weights and/or NIST gas mixture reference materials

Approval Signature



Certificate of Analysis


Date of Analysis: 2/28/2005 Reference Number: 21-110798149-1
Customer Name: Part Number: X02NI99C15A10X1
Grade of Product: CERTIFIED
STANDARD-SPEC

<u>Cylinder Number</u>	<u>Component</u>	<u>Requested Concentration</u>	<u>Actual Concentration</u>
SG9104857	CARBON MONOXIDE	650 PPM	633.099 PPM
	NITROGEN	Balance	Balance

Notes:

Relative Uncertainty of Analytical Value: +/- 2% of component or +/- 5% of component, if less than 50 PPM
Product composition verified by direct comparison to calibration standards traceable to NIST weights and/or NIST gas mixture reference materials

Approval Signature





Certificate of Analysis: EPA Protocol Gas Mixture

Airgas Specialty Gases
5480 Hamilton Boulevard
Theodore, AL 36582
251.653.2500 Fax: 251.653.2530
www.airgas.com

Cylinder Number: CC17129 Reference Number: 47-124032787-17
Cylinder Pressure: 1999.6 PSIG Expiration Date: 3/28/2008
Certification Date: 3/28/2005 Laboratory: ASG - Mobile - AL

Certified Concentrations

Component	Concentration	Accuracy	Analytical Principle	Procedure
CARBON DIOXIDE	5.939%	+/- 1%	NDIR	G1
OXYGEN	14.01%	+/- 1%	PARAMAGN	G1
NITROGEN	Balance			

Certification performed in accordance with "EPA Traceability Protocol (Sept. 1997)" using the assay procedures listed. Analytical Methodology does not require correction for analytical interferences.

Notes: Airgas PO 110810789

Do not use cylinder below 150 psig.

Approval Signature Cindy Jones

Reference Standard Information

Type	Balance Gas	Component	Cyl. Number	Concentration
NTRM 81675	NITROGEN	CARBON DIOXIDE	SG9169303	13.84 %
NTRM 40301	NITROGEN	OXYGEN	CC9818	20.01 %

Analytical Results

1st Component

CARBON DIOXIDE

1st Analysis Date: 03/28/2005			
R 13.84	S 5.940	Z 0.000	Conc 5.939 %
S 5.940	Z 0.000	R 13.84	Conc 5.939 %
Z 0.000	R 13.84	S 5.940	Conc 5.939 %
AVG: 5.939 %			

2nd Component

OXYGEN

1st Analysis Date: 03/28/2005			
R 20.00	S 14.00	Z 0.000	Conc 14.01 %
S 14.00	Z 0.000	R 20.00	Conc 14.01 %
Z 0.000	R 20.00	S 14.00	Conc 14.01 %
AVG: 14.01 %			

Certificate of Analysis: E.P.A. Protocol Gas Mixture

Cylinder No :	<u>CC43125</u>	Order No.	<u>498229</u>
Cylinder Pressure:	<u>2000 psig</u>	Expiration Date:	<u>2/28/05</u>
Certification Date	<u>2/28/02</u>	Laboratory:	<u>ASG-MOBILE</u>

Reference Standard Information:

Type	Component	Cyl. Number	Concentration
NTRM 81675	CARBON DIOXIDE	CC34949	14.08%
NTRM 82658	OXYGEN	CC45609	10.08%

Instrumentation:

Instrument/Model/Serial No.	Analytical Principle
HP GC/5890/3310A47855	TCD
SERVOMEX/244/701/742	PARAMAGNETIC

Analytical Methodology does not require correction for analytical interferences.

Certified Concentrations:

Component	Concentration	Accuracy	Procedure
CARBON DIOXIDE	13.94 %	+/-1%	G1
OXYGEN	4.960 %	+/-1%	G1
NITROGEN	BALANCE		

Analytical Results:

1st Component:

CARBON DIOXIDE

1st Analysis Date:	<u>2/27/02</u>				
R	<u>57032</u>	S	<u>56454</u>	Z	<u>0</u>
S	<u>56475</u>	Z	<u>0</u>	R	<u>57057</u>
Z	<u>0</u>	R	<u>57034</u>	S	<u>56460</u>
				Conc.	<u>13.94 %</u>
				Conc	<u>13.94 %</u>
				Conc	<u>13.94 %</u>
				AVG:	<u>13.94 %</u>

2nd Component:

OXYGEN

1st Analysis Date:	<u>10/30/01</u>				
R	<u>10.080</u>	S	<u>4.960</u>	Z	<u>0.000</u>
S	<u>4.960</u>	Z	<u>0.000</u>	R	<u>10.080</u>
Z	<u>0.000</u>	R	<u>10.080</u>	S	<u>4.960</u>
				Conc	<u>4.960 %</u>
				Conc	<u>4.960 %</u>
				Conc	<u>4.960 %</u>
				AVG:	<u>4.960 %</u>

Certification performed in accordance with "EPA Traceability Protocol (Sept. 1997)" using the assay procedures listed.

Do not use cylinder below 150 psig.

Cindy Skies
Approved for Release

Certificate of Analysis: EPA Protocol Gas Mixture

Airgas Specialty Gases
 5480 Hamilton Boulevard
 Theodore, AL 36582
 251.653.2500 Fax: 251.653.2530
 www.airgas.com

Cylinder Number: CC104085 Reference Number: 47-124032787-15
 Cylinder Pressure: 1999.6 PSIG Expiration Date: 4/11/2007
 Certification Date: 4/11/2005 Laboratory: ASG - Mobile - AL

Certified Concentrations

Component	Concentration	Accuracy	Analytical Principle	Procedure
NITRIC OXIDE	84.30 PPM	± 1%	CHEMILUM	GI
NITROGEN	Balance			


Total oxides of nitrogen 84.40 PPM

Certification performed in accordance with "EPA Traceability Protocol (Sept. 1997)" using the assay procedures listed. Analytical Methodology does not require correction for analytical interferences.

Notes: Airgas PO 110810789

Do not use cylinder below 150 psig.

Approval Signature


Reference Standard Information

Type	Balance Gas	Component	Cyl. Number	Concentration
GMIS 0	NITROGEN	NITRIC OXIDE	CC158829	95.0 PPM

Analytical Results**1st Component****NITRIC OXIDE**

1st Analysis Date: 04/04/2005

R 95.00	S 84.30	Z 0.000	Conc 84.30 PPM
S 84.30	Z 0.000	R 95.00	Conc 84.30 PPM
Z 0.000	R 95.00	S 84.30	Conc 84.30 PPM
AVG: 84.30 PPM			

2nd Analysis Date: 04/11/2005

R 95.00	S 84.30	Z 0.000	Conc 84.30 PPM
S 84.30	Z 0.000	R 95.00	Conc 84.30 PPM
Z 0.000	R 95.00	S 84.30	Conc 84.30 PPM
AVG: 84.30 PPM			

Certificate of Analysis: EPA Protocol Gas Mixture

Cylinder Number: CC149080 Reference Number: 83-124030471-6
Cylinder Pressure: 1999.6 PSIG Expiration Date: 3/7/2007
Certification Date: 3/7/2005 Laboratory: ASG - Port Allen - LA

Certified Concentrations

Component	Concentration	Accuracy	Analytical Principle	Procedure
NITRIC OXIDE	172.02 PPM	+/- 1%	FTIR	G1
NITROGEN	Balance			

Total oxides of nitrogen 172.5 PPM

Certification performed in accordance with "EPA Traceability Protocol (Sept. 1997)" using the assay procedures listed. Analytical Methodology does not require correction for analytical interferences.

Notes:

Do not use cylinder below 150 psig.

Approval Signature Cheryl Baker

Reference Standard Information

Type	Balance Gas	Component	Cyl. Number	Concentration
NTRM 81685	NITROGEN	NITRIC OXIDE	XC023979B	244.6 PPM

Analytical Results

1st Component **NITRIC OXIDE**

1st Analysis Date: 02/28/2005

R 0.548	S 0.419	Z 0.001	Conc 172.01 PPM
S 0.419	Z 0.000	R 0.548	Conc 171.91 PPM
Z 0.000	R 0.548	S 0.418	Conc 171.40 PPM
AVG: 171.77 PPM			

2nd Analysis Date: 03/07/2005

R 0.548	S 0.419	Z 0.000	Conc 172.23 PPM
S 0.420	Z 0.000	R 0.548	Conc 172.24 PPM
Z 0.000	R 0.548	S 0.420	Conc 172.35 PPM
AVG: 172.27 PPM			

APPENDIX F

PROJECT PARTICIPANTS

PROJECT PARTICIPANTS

Air Consulting and Engineering, Inc.

Charles Sneeringer
Field Testing

Joshua Gelston
Field Testing

Steve Bell
Field Testing

Dagmar Fick
Report Preparation

Gloria Gagich
Document Production

U.S. Sugar Corporation

Don Griffin
Alan Lester
Project Coordinators

FDEP

Wayne Lewis
Test Observer