

## Memorandum

# Florida Department of Environmental Protection

---

TO: Joseph Kahn, Director, DARM  
Through: Trina L. Vielhauer, Chief, BAR *JK*  
From: Jeff Koerner, Air Permitting North Section *JK*  
Bruce Thomas, Air Permitting North Section  
DATE: April 27, 2007  
SUBJECT: Simple Cycle Combustion Turbine  
DEP File No. 0310047-015-AC (PSD-FL-386)

Attached is the Final PSD Permit for the construction of a simple cycle combustion turbine electrical generator, CT No.8 (EU-016), at the existing Kennedy Generating Station. This project also requires the permanent shutdown of CT Nos. 3, 4, and 5 (EU-003, 004, and 005).

The unit is a nominal 172 MW General Electric PG7241 (FA). A determination of BACT was required for emissions of PM/PM<sub>10</sub>. This project included a PSD netting analysis and the shutdown of the three oil-fired combustion turbines which allowed the project to net out of PSD for NO<sub>x</sub> and SO<sub>2</sub>. The new peaking unit may operate for a total of 3,500 hours per year with natural gas as the primary fuel. The use of low sulfur distillate oil (0.05 % sulfur) as a restricted alternate fuel is allowed for up to 500 hours per year. The unit will be designed and constructed with dry low-NO<sub>x</sub> burner technology for the control of NO<sub>x</sub> emissions. The advanced burner design will reduce incomplete combustion and minimize CO, PM<sub>10</sub>, and VOC emissions

No comments were received from the public. Comments received from EPA and JEA are addressed in the attached Final Determination to Issue a PSD Permit.

We recommend your approval of the attached Final Notice and Permit.

Attachments

JK/tv/jfk/bxt

## NOTICE OF FINAL PERMIT

In the Matter of an  
Application for Permit by:

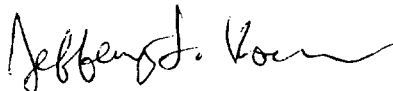
JEA  
21 West Church Street  
Jacksonville, Florida 32202

*Authorized Representative:*  
James M. Chansler, P.E., D.P.A., Chief Operating Officer

Air Permit No. 0310047-015-AC  
PSD Permit No. PSD-FL-386  
Kennedy Generating Station  
Combustion Turbine No. 8

Enclosed is Final Air Permit No. 0310047-015-AC, which authorizes the construction of Combustion Turbine No. 8. The new equipment will be installed at 4215 Talleyrand Avenue, Jacksonville, in Duval County, Florida. As noted in the attached Final Determination, only minor changes and clarifications were made. This permit is issued pursuant to Chapter 403, Florida Statutes (F.S.). Any party to this order (permit) has the right to seek judicial review of the permit pursuant to Section 120.68, F.S. by filing a Notice of Appeal pursuant to Rule 9.110 of the Florida Rules of Appellate Procedure, with the Clerk of the Department of Environmental Protection in the Office of General Counsel (Mail Station #35, 3900 Commonwealth Boulevard, Tallahassee, Florida, 32399-3000); and by filing a copy of the Notice of Appeal accompanied by the applicable filing fees with the appropriate District Court of Appeal. The Notice of Appeal must be filed within 30 days from the date this order is filed with the Clerk of the Department.

Executed in Tallahassee, Florida.



105  
Trina Vielhauer, Chief  
Bureau of Air Regulation


### CERTIFICATE OF SERVICE

The undersigned duly designated deputy agency clerk hereby certifies that this "Notice of Final Permit" (including the "Final Permit") was sent by electronic mail (with return receipt requested) before the close of business on 5/4/07 to the persons listed:

Mr. James M. Chansler, JEA ([ChanJM@jea.com](mailto:ChanJM@jea.com))  
Mr. N. Bert Gianazza, JEA ([giannb@jea.com](mailto:giannb@jea.com))  
Mr. Bob Holmes, Black & Veatch ([HolmesAR@bv.com](mailto:HolmesAR@bv.com))  
Mr. Chris Kirts, NED Office ([kirts\\_c@dep.state.fl.us](mailto:kirts_c@dep.state.fl.us))  
Mr. Steve Pace, Duval County RESD ([Pace@coj.net](mailto:Pace@coj.net))  
Ms. Katy Forney, EPA Region 4 ([forney.kathleen@epa.gov](mailto:forney.kathleen@epa.gov))  
Mr. Jim Little, EPA Region 4 ([little.james@epa.gov](mailto:little.james@epa.gov))  
Mr. Dee Morse, NPS ([dee\\_morse@nps.gov](mailto:dee_morse@nps.gov))

Clerk Stamp

**FILING AND ACKNOWLEDGMENT FILED**, on this date,  
pursuant to §120.52, Florida Statutes, with the designated Department  
Clerk, receipt of which is hereby acknowledged.



(Clerk)

5/4/07  
(Date)

## FINAL DETERMINATION

---

### PERMITTEE

JEA  
21 West Church Street  
Jacksonville, Florida 32202

### PERMITTING AUTHORITY

Florida Department of Environmental Protection  
Division of Air Resource Management  
Bureau of Air Regulation, Air Permitting North Program  
2600 Blair Stone Road, MS #5505  
Tallahassee, Florida, 32399-2400

### PROJECT

Air Permit No. 0310047-015-AC  
PSD Permit No. PSD-FL-386  
Kennedy Generating Station  
Combustion Turbine No. 8

This permit authorizes the construction of Combustion Turbine No. 8 at the Kennedy Generating Station, which is an existing electrical generating station (SIC No. 4911) located in Duval County, Florida.

### NOTICE AND PUBLICATION

The Department distributed an "Intent to Issue Permit" package on March 6, 2007. The applicant published the "Public Notice of Intent to Issue" in the Florida Times-Union on March 12, 2007. The Department received the proof of publication on March 16, 2007. No petitions for administrative hearings or extensions of time to petition for an administrative hearing were filed.

### COMMENTS

No comments on the Draft Permit were received from the public, the Department's Northeast District Office or the City of Jacksonville Environmental Resource Management Department. On April 9, 2007, the applicant submitted comments, which are summarized below with the Department's corresponding response.

1. *Comment:* The applicant stated that JEA no longer goes by Jacksonville Electric Authority and requested that all references to Jacksonville Electric Authority are changed to JEA.

*Response:* The Department changed all references to the Jacksonville Electric Authority to JEA.

2. *Comment:* The applicant noted that in some instances the location of JEA's main offices is incorrectly listed as the location of the facility.

*Response:* The Department has revised the permit to reflect the correct address of the facility.

3. *Comment:* There is an inconsistency between the averaging time given in footnote b of the Emissions Standard Table given in Section 3 Condition 12 of the draft permit and the averaging time given in the Table. The applicant requested that the averaging time given in footnote b be changed to a 4-hour rolling average to match the averaging time given in the table. This comment also applies to the table in Section 4 Appendix D of the draft permit.

*Response:* The footnotes in Section 3 Condition 12 and Section 4 Appendix D have been changed to reflect the 4-hour rolling average.

## FINAL DETERMINATION

4. *Comment:* JEA requests that a sentence be added to footnote b of the table in Condition 12 of Section 3 to clarify that compliance with the NO<sub>x</sub> mass emission limits are only to be demonstrated as part of the initial CO compliance testing. We request the addition of the following to footnote b: "Compliance with the lb/hr NO<sub>x</sub> emission limit is to be demonstrated with an initial compliance test only. These are not ongoing or rolling limits. No subsequent compliance demonstration is required." This comment also applies to the table in Section 4 Appendix D of the draft permit.

*Response:* The second sentence in footnote b satisfies this request: *Compliance with the NO<sub>x</sub> emissions limit (lb/hr) shall be demonstrated by converting the NO<sub>x</sub> CEMS data collected during the initial CO test by using the applicable F-Factor and EPA Method 19.* No change was made.

5. *Comment:* The applicant requests that reference to evaporative cooling be removed from Section 3 Condition 8.

*Response:* The reference to evaporative cooling has been removed.

6. *Comment:* We request that the last sentence of Section 3 Condition 17 be deleted. The permit already includes the appropriate conditions to show compliance with the permit limits and a blanket condition such as this is not necessary.

*Response:* The Department is not requiring any additional compliance tests but reserves the right to review any additional initial performance tests conducted to satisfy vendor guarantees. No change was made.

7. *Comment:* The applicant requests Section 3 Condition 18 be amended to incorporate Rule 62-297.310(7)(a)8 requiring no annual VE testing if the unit is operated for less than 400 hours.

*Response:* Section 3 Condition 18 has been modified as follows:

**Testing Prior to Renewal:** During each federal fiscal year (October 1<sup>st</sup> to September 30<sup>th</sup>), annual compliance tests for visible emissions shall be conducted. For each visible emissions test, emissions of NO<sub>x</sub> recorded by the CEMS shall also be reported. If the unit does not operate for more than 400 hours in any federal fiscal year then an annual visible emissions test is not required. If annual visible emissions testing is not required due to this exclusion, a visible emissions compliance test shall be conducted once per each five-year period, coinciding with the term of its air operation permit. [Rules 62-4.070(3), 62-297.310(7)(a) and (b), F.A.C.]

8. *Comment:* JEA requests that Section 3 Condition 22 be removed and replaced with a condition that stipulates allowable excess emissions during startup, shutdown, or malfunction as allowed by rule. There is no opacity monitor to show compliance with this condition, GE has no guarantee on opacity during startup or shutdown, and emissions associated with this unit are minimal. We request that Condition 3 from Section 4 Appendix C (Common Conditions) of the permit be added as Condition 22 to clearly state that excess emissions during startup, shutdown, or malfunction are allowed by rule for 2 hours in any 24 hour period. We also request that this condition allow for excess emissions during fuel switching for 2 hours in any 24 hour period.

*Response:* The fuel sulfur specifications combined with the efficient combustion design and operation of the combustion turbine represent BACT for PM/PM<sub>10</sub> emissions for this project. The facility is allowed an alternate visible emission standard during start-ups in Section 3 Condition 22 of 20% opacity based on a 6-minute averaging period. No change was made.

9. *Comment:* We request that conditions be added to the permit to allow for excess emissions during DLN tuning sessions. We request that the following condition, which is similar to conditions included in other recent FDEP permits, be added to the KGS CT8 permit: "DLN tuning: CEMS data collected during initial or other DLN tuning sessions may be excluded from the compliance demonstrations provided the tuning session is performed in accordance with the manufacturer's specifications or determined best practices. The permittee shall provide the Compliance Authority with notification of tuning within one business day if excess emissions occur as a result of tuning activities. The notice may be by telephone, facsimile transmittal, or electronic mail." Note that this wording may be slightly different than similar conditions in other recent FDEP permits in that we

## FINAL DETERMINATION

---

request that notification not be required prior to tuning, but instead be required if the tuning results in excess emissions. Unit tuning is performed remotely and if deemed necessary commences within hours of determining that tuning is required. This tuning minimizes emissions through prompt action. Since it is not possible to notify the agency prior to tuning without potentially negative environmental impacts and/or losing the availability of one of our cleanest units for one or more days, and since the vast majority of tuning events do not result in exceedance of any limit, we request that this requirement be written to require notification of tuning within one business day if excess emissions occur as a result of tuning activities.

*Response:* NO<sub>x</sub> is the only pollutant continuously monitored and compliance must be demonstrated in accordance with 40 CFR 60 Subpart KKKK. The Department cannot vary from the standard.

10 *Comment:* JEA requests that the requirement to monitor the heat content of the fuel daily be removed from Section 3 condition 24. This is not required by 40 CFR 75 Appendix D and is not practical. It is requested that the second sentence of this condition be revised to read “This shall be achieved through monitoring in accordance with the provisions of 40 CFR 75 Appendix D.”

*Response:* 40 CFR 75 Appendix D allows the use of contract or tariff sheet heat content values for pipeline natural gas, and for truck or tank sample values for distillate oil. The Department does not consider maintenance of these records unduly burdensome.

11. *Comment:* JEA requests that the first sentence of Section 3 condition 25 be revised to read as follows: “The permittee shall record the following for each fuel in a written or electronic log for the combustion turbine for the previous month of operation: hours of operation for the month and for the rolling 12 month total.”

*Response:* The Department does not consider recording the hours of operation for the month and 12-month rolling average by the fifth calendar day of each month to be unduly burdensome.

12. *Comment:* JEA requests that the specificity of Section 3 Condition 29a be removed to simply require the reporting requirements of Subpart KKKK. We request that this condition be changed to read as follows: “The permittee shall follow the reporting requirements of 40 CFR 60 Subpart KKKK (Standards of Performance for Stationary Combustion Turbines).”

*Response:* Section 3 Condition 29a accurately reflects the reporting requirements of 40 CFR 60 Subpart KKKK.

13. *Comment:* Section 3 Condition 29b essentially provides for malfunction notification as required by Rule 62-210.700(6), F.A.C. JEA requests that this condition be changed to simply state this rule, with this condition reading as follows: “In case of excess emissions resulting from malfunctions, each owner or operator shall notify the Department or the appropriate Local Program in accordance with Rule 62-4.130, F.A.C. A full written report on the malfunction shall be submitted in a quarterly report, if requested by the Department.” We also request that the first, third and fifth rule reference for this condition be removed as they have little relevance to this condition.

*Response:* Section 3 Condition 29b accurately reflects the Department’s malfunction reporting requirements.

14. *Comment:* The applicant requests the CT8 heat input rates of Table 1A of the Technical Evaluation and Preliminary Determination should be expressed as (HHV) instead of the notation (LHV).

*Response:* Table 1A has been changed accordingly.

On April 10, EPA Region 4 submitted comments, which are summarized below with the Department’s corresponding response.

1. *Comment:* PM<sub>2.5</sub> is a regulated New Source Review (NSR) pollutant and should be acknowledged as such in the final determination.

*Response:* The Department agrees and is following EPA’s guidance to use PM<sub>10</sub> as a surrogate for PM<sub>2.5</sub> until final PM<sub>2.5</sub> NSR implementation rules are adopted.

## FINAL DETERMINATION

---

2. *Comment:* Recent Florida PSD permits had more stringent NO<sub>x</sub> emissions levels when burning natural gas in a GE 7FA and typically a 3-hour, 24-hour, or 30 day rolling average as opposed to the 4-hour rolling average specified.

*Response:* This project included a PSD netting analysis and the shutdown of three oil-fired combustion turbines. This allowed the project to net out of PSD for NO<sub>x</sub>, which is why the 7FA unit is subject to a 15 ppm standard, the NSPS Subpart KKKK standard based on a 4-hour rolling average.

### CONCLUSION

Only the minor revisions described above were made to the final permit. The final action of the Department is to issue the permit with the changes described above.



# Florida Department of Environmental Protection

Bob Martinez Center  
2600 Blair Stone Road  
Tallahassee, Florida 32399-2400

Charlie Crist  
Governor

Jeff Kottkamp  
Lt. Governor

Michael W. Sole  
Secretary

## PERMITTEE:

JEA  
21 West Church Street  
Jacksonville, Florida 32202

*Authorized Representative:*  
James M. Chansler, P.E., D.P.A., Chief Operating Officer

Permit No. PSD-FL-386  
Project No. 0310047-015-AC  
Kennedy Generating Station  
Combustion Turbine No. 8  
Expires: December 31, 2008

## PROJECT AND LOCATION


This permit authorizes the construction of a simple cycle combustion turbine generator with a nominal output of 172 MW at the existing Kennedy Generating Station (SIC No. 4911). The facility is located at 4215 Talleyrand Avenue in Jacksonville, Duval County, Florida.

## CONTENTS

- Section 1. General Information
- Section 2. Administrative Requirements
- Section 3. Emissions Unit Specific Conditions
- Section 4. Appendices

## STATEMENT OF BASIS

This construction permit is issued under the provisions of Chapter 403 of the Florida Statutes (F.S.), Chapters 62-4, 62-204, 62-210, 62-212, 62-296, and 62-297 of the Florida Administrative Code (F.A.C.). The project was processed in accordance with the requirements of Rule 62-212.400, F.A.C., the preconstruction review program for the Prevention of Significant Deterioration (PSD) of Air Quality. The permittee is authorized to install the proposed equipment in accordance with the conditions of this permit and as described in the application, approved drawings, plans, and other documents on file with the Department of Environmental Protection (Department).

  
\_\_\_\_\_  
Joseph Kahn, Director  
Division of Air Resource Management

5/4/2007  
\_\_\_\_\_  
Date

**SECTION 1. GENERAL INFORMATION**

---

**APPENDICES**

The following Appendices are attached as part of this permit.

Appendix A. Citation Formats

Appendix B. General Conditions

Appendix C. Common Conditions

Appendix D. Final BACT Determinations and Emissions Standards

Appendix E. NSPS Subpart A, General Provisions

Appendix F. NSPS Provisions, Subparts KKKK for Stationary Combustion Turbines

**FACILITY DESCRIPTION**

The regulated emissions units at the existing Kennedy Generating Station include: four combustion turbines (CTs): CT Nos. 3, 4, 5 and 7. All of the CTs fire virgin No. 2 distillate oil; in addition, CT No. 7 fires natural gas. There is a distillate oil storage tank farm associated with the CTs.

**PROJECT DESCRIPTION**

The project is for the addition of one General Electric PG7241(FA) simple cycle combustion turbine generator with a nominal output of 172 MW at the existing facility. The new peaking unit may operate for a total of 3,500 hours per year with natural gas as the primary fuel. The use of low sulfur distillate oil (0.05 % sulfur) as a restricted alternate fuel is allowed for up to 500 hours per year. The unit will be designed and constructed with dry low-NO<sub>x</sub> burner technology for the control of NO<sub>x</sub> emissions. The advanced burner design will reduce incomplete combustion and minimize CO, PM<sub>10</sub>, and VOC emissions. This project also requires the permanent shutdown of CT Nos. 3, 4, and 5 (EU-003, 004, and 005).

**EMISSIONS UNITS**

This permit authorizes construction and installation of the following new emissions unit:

| EU No. | Emission Unit Description   |
|--------|---|
| 016    | CT No. 8 – 172 MW General Electric PG7241(FA) combustion turbine-electrical generator |

**REGULATORY CLASSIFICATION**

*Title III:* The facility is not a major source of hazardous air pollutants (HAPs).

*Title IV:* The facility operates units subject to the Acid Rain provisions of the Clean Air Act.

*Title V:* The facility is a Title V or “major source” of air pollution in accordance with Chapter 62-213, F.A.C.

*PSD:* The facility is a PSD-major facility pursuant to Rule 62-212.400, F.A.C.

*NSPS:* CT No. 8 is subject to NSPS Subpart KKKK in 40 CFR 60, Standards of Performance for Stationary Combustion Turbines for which Construction is Commenced after February 18, 2005.

**RELEVANT DOCUMENTS**

The following relevant documents are not a part of this permit, but helped form the basis for this permitting action:

- Application for Air Construction Permit received on December 22, 2006;



## SECTION 1. GENERAL INFORMATION

---

- Email from the applicant requesting the following revisions: total operation will be limited to 3500 hours per year (gas and oil); and operation on oil will be limited to 500 hours per year, received on January 22, 2007, (complete);
- Department's Intent to Issue and Public Notice Package distributed March 6, 2007;
- Department's Final Determination and Best Available Control Technology (BACT) Determination issued concurrently with this Final Permit

## SECTION 2. ADMINISTRATIVE REQUIREMENTS

---

1. **Permitting Authority:** All documents related to applications for permits to construct, operate or modify emissions unit should be submitted to the Bureau of Air Regulation (BAR), Florida Department of Environmental Protection (DEP), at 2600 Blair Stone Road (MS #5505), Tallahassee, Florida 32399-2400. Copies of all such documents shall also be submitted to the Compliance Authority.
2. **Compliance Authority:** All documents related to compliance activities such as reports, tests, and notifications should be submitted to the City of Jacksonville Environmental Resource Management Department, Environmental Quality Division, 117 West Duval Street, Suite 225, Jacksonville, Florida 32202
3. **General Conditions:** The permittee shall operate under the attached General Conditions listed in Appendix B of this permit. General Conditions are binding and enforceable pursuant to Chapter 403 of the Florida Statutes. [Rule 62-4.160, F.A.C.]
4. **Applicable Regulations, Forms and Application Procedures:** Unless otherwise indicated in this permit, the construction and operation of the subject emissions unit shall be in accordance with the capacities and specifications stated in the application. The facility is subject to all applicable provisions of: Chapter 403 of the Florida Statutes (F.S.); Chapters 62-4, 62-204, 62-210, 62-212, 62-213, 62-214, 62-296, and 62-297 of the Florida Administrative Code (F.A.C.); and the Title 40, Parts 51, 52, 60, 63, 72, 73, and 75 of the Code of Federal Regulations (CFR), adopted by reference in Rule 62-204.800, F.A.C. The terms used in this permit have specific meanings as defined in the applicable chapters of the Florida Administrative Code. The permittee shall use the applicable forms listed in Rule 62-210.900, F.A.C. and follow the application procedures in Chapter 62-4, F.A.C. Issuance of this permit does not relieve the permittee from compliance with any applicable federal, state, or local permitting or regulations. [Rules 62-204.800, 62-210.300 and 62-210.900, F.A.C.]
5. **New or Additional Conditions:** For good cause shown and after notice and an administrative hearing, if requested, the Department may require the permittee to conform to new or additional conditions. The Department shall allow the permittee a reasonable time to conform to the new or additional conditions, and on application of the permittee, the Department may grant additional time. [Rule 62-4.080, F.A.C.]
6. **Source Obligation:**
  - (a) Authorization to construct shall expire if construction is not commenced within 18 months after receipt of the permit, if construction is discontinued for a period of 18 months or more, or if construction is not completed within a reasonable time. This provision does not apply to the time period between construction of the approved phases of a phased construction project except that each phase must commence construction within 18 months of the commencement date established by the Department in the permit.
  - (b) At such time that a particular source or modification becomes a major stationary source or major modification (as these terms were defined at the time the source obtained the enforceable limitation) solely by virtue of a relaxation in any enforceable limitation which was established after August 7, 1980, on the capacity of the source or modification otherwise to emit a pollutant, such as a restriction on hours of operation, then the requirements of subsections 62-212.400(4) through (12), F.A.C., shall apply to the source or modification as though construction had not yet commenced on the source or modification.
  - (c) At such time that a particular source or modification becomes a major stationary source or major modification (as these terms were defined at the time the source obtained the enforceable limitation) solely by exceeding its projected actual emissions, then the requirements of subsections 62-212.400(4) through (12), F.A.C., shall apply to the source or modification as though construction had not yet commenced on the source or modification.

[Rule 62-212.400(12), F.A.C.]

## SECTION 2. ADMINISTRATIVE REQUIREMENTS

---

7. Modifications: No emissions unit or facility subject to this permit shall be constructed or modified without obtaining an air construction permit from the Department. Such permit shall be obtained prior to beginning construction or modification. [Chapters 62-210 and 62-212, F.A.C.]
8. Application for Title IV Permit: At least 24 months before the date on which the new unit begins serving an electrical generator greater than 25 MW, the permittee shall submit an application for a Title IV Acid Rain Permit to the Department's Bureau of Air Regulation in Tallahassee and a copy to the Region 4 Office of the U.S. Environmental Protection Agency in Atlanta, Georgia. This permit does not specify the Acid Rain program requirements. These will be included in the Title V air operation permit. [40 CFR 72]
9. Title V Permit: This permit authorizes construction of the permitted emissions unit and initial operation to determine compliance with Department rules. A Title V operation permit is required for regular operation of the permitted emission units. The permittee shall apply for and obtain a Title V operation permit in accordance with Rule 62-213.420, F.A.C. To apply for a Title V operation permit, the applicant shall submit the appropriate application form, compliance test results, and such additional information as the Department may by law require. The application shall be submitted to the Department's Bureau of Air Regulation and a copy to the Compliance Authority. [Rules 62-4.030, 62-4.050, 62-4.220, and Chapter 62-213, F.A.C.]

## SECTION 3. SPECIFIC CONDITIONS

### A. CT No. 8, Simple Cycle Combustion Turbine

The specific conditions of this subsection apply to the following emissions unit.

| EU No. | Emission Unit Description  |
|--------|--|
| 016    | CT No. 8 – 172 MW General Electric PG7241 FA combustion turbine-electrical generator |

#### APPLICABLE STANDARDS AND REGULATIONS

- Permanent Shutdown:** The permittee is required to permanently shutdown existing CT Nos. 3, 4, and 5 (EU-003, 004, and 005) prior to commercial operation of new CT No. 8 (EU-016). *{Permitting Note: Emissions decreases from the shutdown of these units were used in a PSD netting analysis to avoid PSD review on the new CT No. 8 for nitrogen oxides (NO<sub>x</sub>) and sulfur dioxide (SO<sub>2</sub>).}* [Rule 62-212.400(PSD), F.A.C.]
- BACT Determinations:** CT No. 8 is subject to determinations of the Best Available Control Technology (BACT) for particulate matter (PM/PM<sub>10</sub>). The project is minor for carbon monoxide (CO), nitrogen oxides (NO<sub>x</sub>), sulfur dioxide (SO<sub>2</sub>), and volatile organic compounds (VOC). See Appendix D for the final BACT determinations. [Rule 62-212.400(PSD), F.A.C.]
- NSPS Requirements:** The combustion turbine shall comply with the applicable New Source Performance Standards (NSPS) in 40 CFR 60, including: Subpart A (General Provisions) and Subpart KKKK (Standards of Performance for Stationary Combustion Turbines for which Construction is Commenced after February 18, 2005). See Appendix E for the NSPS Subpart A provisions and Appendix F for the NSPS Subpart KKKK provisions. Separate reporting and monitoring may be required by the individual subparts. [Rule 62-204.800(7)(b), F.A.C.; 40 CFR 60, Subparts A and KKKK]

#### EQUIPMENT DESCRIPTION

- Combustion Turbine:** The permittee is authorized to install, tune, operate, and maintain one General Electric Model PG7241(FA) combustion turbine-electrical generator set with a nominal generating capacity of 172 MW. The combustion turbine will be equipped with a dry low-NO<sub>x</sub> (DLN) combustion system, automated combustion turbine control system, and an inlet air filtration system. The combustion turbine will be designed for operation in simple cycle mode and will have dual-fuel capability. [Application No. 0310047-015-AC]

#### CONTROL TECHNOLOGY

- DLN Combustion:** The permittee shall operate and maintain the General Electric DLN 2.6 combustion system (or better) to control NO<sub>x</sub> emissions from the combustion turbine when firing natural gas. Prior to the initial emissions performance tests required for the combustion turbine, the DLN combustors and automated combustion turbine control system shall be tuned to achieve the permitted levels for CO and NO<sub>x</sub>. Thereafter, the system shall be maintained and tuned in accordance with the manufacturer's recommendations. [Application No. 0310047-015-AC]
- Water Injection Technology:** The permittee shall install, operate, and maintain a water injection system to reduce NO<sub>x</sub> emissions when firing distillate oil. Prior to the initial emissions performance tests, the water injection system shall be tuned to achieve the permitted NO<sub>x</sub> emissions standard. Thereafter, the system shall be maintained and tuned in accordance with the manufacturer's recommendations or industry standards. [Application No. 0310047-015-AC]

#### PERFORMANCE REQUIREMENTS

- Hours of Operation:** The new unit shall not operate more than 3,500 hours during any consecutive 12 months. Of this amount, the new unit shall not fire distillate oil for more than 500 hours during any

**SECTION 3. SPECIFIC CONDITIONS**

**A. CT No. 8, Simple Cycle Combustion Turbine**

consecutive 12 months. [Application No. 0310047-015-AC; Rules 62-210.200(PTE) and 62-212.400(12), F.A.C.]

8. **Permitted Capacity:** The nominal heat input rate to the combustion turbine is 1,804 MMBtu per hour when firing natural gas and 1,989 MMBtu per hour when firing distillate oil based on a compressor inlet air temperature of 59° F, the higher heating value (HHV) of each fuel, and 100% load. Heat input rates will vary depending upon combustion turbine characteristics, ambient conditions, and alternate methods of operation. The permittee shall provide manufacturer’s performance curves (or equations) that correct for site conditions to the Permitting and Compliance Authorities within 45 days of completing the initial compliance testing. Operating data may be adjusted for the appropriate site conditions in accordance with the performance curves and/or equations on file with the Department. [Rules 62-4.070(3), 62-212.400(PSD), and 62-210.200(PTE), F.A.C.]
9. **Authorized Fuels:** The combustion turbine shall fire natural gas as the primary fuel, which shall contain no more than 2 grains of sulfur per 100 standard cubic feet of natural gas. As a restricted alternate fuel, the combustion turbine may fire distillate oil containing no more than 0.05% sulfur by weight. [Rules 62-210.200(PTE) and 62-212.400 (BACT), F.A.C.]
10. **Simple Cycle, Intermittent Operation:** The combustion turbine shall operate only in simple cycle mode not to exceed the permitted hours of operation allowed by this permit. This restriction is based on the permittee’s request, which formed the basis of the PSD applicability and BACT determinations and resulted in the emission standards specified in this permit. For any request to convert this unit to combined cycle operation by installing/connecting to heat recovery steam generators, including changes to the fuel quality or quantity related to combined cycle conversion which may cause an increase in short or long-term emissions, the permittee may be required to submit a full PSD permit application complete with a new proposal of the Best Available Control Technology as if the unit had never been built. [Rules 62-212.400(12) and 62-212.400(PSD), F.A.C.]
11. **Operating Procedures:** The Best Available Control Technology (BACT) determinations established by this permit rely on “good operating practices” to reduce emissions. Therefore all operators and supervisors shall be properly trained to operate and ensure maintenance of the combustion turbine, and pollution control systems in accordance with the guidelines and procedures established by each manufacturer. The training shall include good operating practices as well as methods for minimizing excess emissions. [Rules 62-4.070(3) and 62-212.400(BACT), F.A.C.]

**EMISSIONS STANDARDS**

12. **Emission Standards:** Emissions from each combustion turbine shall not exceed the following emissions standards.

| Pollutant                             | Emission Standard °             | Averaging Time         | Compliance Method      | Basis     |
|---------------------------------------|---------------------------------|------------------------|------------------------|-----------|
| CO <sup>a</sup><br>(Gas)              | 9.0 ppmvd @ 15% O <sub>2</sub>  | 3-hour test avg.       | EPA Method 10 Test     | Avoid PSD |
|                                       | 32.0 lb/hour                    |                        |                        |           |
| CO <sup>a</sup><br>(Oil)              | 20.0 ppmvd @ 15% O <sub>2</sub> | 3-hour test avg.       | EPA Method 10 Test     |           |
|                                       | 66.0 lb/hour                    |                        |                        |           |
| NO <sub>x</sub> <sup>b</sup><br>(Gas) | 15.0 ppmvd @ 15% O <sub>2</sub> | 4 hour rolling average | CEMS                   | Avoid PSD |
|                                       | 108.3 lb/hour                   | 3-hour test avg.       | CEMS and EPA Method 19 | Avoid PSD |

**SECTION 3. SPECIFIC CONDITIONS**

**A. CT No. 8, Simple Cycle Combustion Turbine**

| <b>Pollutant</b>                      | <b>Emission Standard<sup>c</sup></b> | <b>Averaging Time</b>  | <b>Compliance Method</b> | <b>Basis</b> |
|---------------------------------------|--------------------------------------|------------------------|--------------------------|--------------|
| NO <sub>x</sub> <sup>b</sup><br>(Oil) | 42 ppmvd @ 15% O <sub>2</sub>        | 4 hour rolling average | CEMS                     | Avoid PSD    |
|                                       | 335.0 lb/hour                        | 3-hour test avg.       | CEMS and EPA Method 19   |              |
| PM/PM <sub>10</sub> <sup>c</sup>      | 10% Opacity                          | 6-minute block         | EPA Method 9 Test        | BACT         |
|                                       | Fuel sulfur specifications           | N/A                    | Record Keeping           |              |
| SO <sub>2</sub> <sup>d</sup><br>(Gas) | 2 grains S/100 SCF of gas            | N/A                    | Record Keeping           | Avoid PSD    |
| SO <sub>2</sub> <sup>d</sup><br>(Oil) | 0.05% sulfur by weight               | N/A                    | Record Keeping           | Avoid PSD    |

- a. The permittee shall conduct an initial test to demonstrate compliance with the CO emissions limits for the unit as constructed. Subsequent compliance tests shall be conducted during the year prior to renewing the Title V operating permit.
- b. Continuous compliance shall be demonstrated with the 4-hour rolling average NO<sub>x</sub> emissions limit (ppmvd @ 15% O<sub>2</sub>) by data collected from the required continuous emissions monitoring system (CEMS). Compliance with the NO<sub>x</sub> emissions limit (lb/hr) shall be demonstrated by converting the NO<sub>x</sub> CEMS data collected during the initial CO test by using the applicable F-Factor and EPA Method 19.
- c. The fuel sulfur specifications combined with the efficient combustion design and operation of the combustion turbine represents BACT for PM/PM<sub>10</sub> emissions. No stack tests are required. Compliance with the CO and visible emissions standards shall serve as indicators of good combustion. *{Permitting Note: Maximum expected PM/PM<sub>10</sub> emissions are approximately 19 lb/hour on natural gas and 45.0 lb/hr on oil.}*
- d. The fuel sulfur specifications effectively limit the potential emissions of sulfur dioxide (SO<sub>2</sub>) from each combustion turbine. No stack tests are required.
- e. The mass emission rate standards are based on a turbine inlet condition of 59° F and the higher heating value of each fuel. Mass emission rates may be adjusted for actual test conditions in accordance with the performance curves and/or equations on file with the Department.

[Rule 62-212.400 (BACT), F.A.C.; Rule 62-4.070(3), F.A.C.]

13. **Unconfined Particulate Emissions:** During the construction period, unconfined particulate matter emissions shall be minimized by dust suppressing techniques such as covering, confining, or applying water or chemicals to the affected areas, as necessary. [Rule 62-296.320(4)(c), F.A.C.]

**TESTING AND MONITORING REQUIREMENTS**

14. **Continuous Compliance:** Continuous compliance with the NO<sub>x</sub> emissions standard (ppmvd @ 15% O<sub>2</sub>) shall be demonstrated with data collected from the required continuous emissions monitoring systems (CEMS). [Rules 62-4.070(3), F.A.C.; 40 CFR 60 Subpart KKKK]
15. **Testing Requirements:** Initial and subsequent performance tests shall be conducted between 90% and 100% of permitted capacity in accordance with the requirements of Rule 62-297.310(2), F.A.C. [Rule 62-297.310(7)(a) and (b), F.A.C.; 40 CFR 60.8]

### SECTION 3. SPECIFIC CONDITIONS

#### A. CT No. 8, Simple Cycle Combustion Turbine

16. Test Methods: Any required stack tests shall be performed in accordance with the following methods.

| Method | Description of Method and Comments  |
|--------|---|
| 7E     | Determination of Nitrogen Oxide Emissions from Stationary Sources (Instrumental)  |
| 9      | Visual Determination of the Opacity of Emissions from Stationary Sources  |
| 10     | Determination of Carbon Monoxide Emissions from Stationary Sources<br>Note: The method shall be based on a continuous sampling train. The ascarite trap may be omitted or the interference trap of section 10.1 may be used in lieu of the silica gel and ascarite traps. |
| 20     | Determination of Nitrogen Oxides, Sulfur Dioxide and Diluent Emissions from Stationary Combustion Turbines  |

The methods are described in 40 CFR 60, Appendix A, and adopted by reference in Rule 62-204.800, F.A.C. No other methods may be used for compliance testing unless prior written approval is received from the Department. Tests shall be conducted in accordance with the appropriate test method, the applicable requirements specified in Appendix C of this permit, and the provisions in NSPS Subparts A and KKKK in 40 CFR 60 (summarized in Appendix E and F of this permit). [Rules 62-204.800 and 62-297.100, F.A.C.; 40 CFR 60, Subpart A, Subpart KKKK, and Appendix A]

17. Initial Compliance Demonstration: Initial compliance tests shall be conducted within 60 days after achieving the maximum production rate at which the units will be operated, but not later than 180 days after the initial startup. In accordance with the test methods specified in this permit, the turbine exhaust stack shall be tested to demonstrate compliance with the emission standards for CO, NO<sub>x</sub>, and visible emissions. NO<sub>x</sub> emissions recorded by the required CEMS shall be reported for each CO and visible emissions test. The permittee shall provide the Compliance Authority with any other initial emissions performance tests conducted to satisfy vendor guarantees. [Rule 62-297.310(7)(a) and (b), F.A.C.; 40 CFR 60.8]
18. Testing Prior to Renewal: During each federal fiscal year (October 1<sup>st</sup> to September 30<sup>th</sup>), annual compliance tests for visible emissions shall be conducted. For each visible emissions test, emissions of NO<sub>x</sub> recorded by the CEMS shall also be reported. If the unit does not operate for more than 400 hours in any federal fiscal year then an annual visible emissions test is not required. If annual visible emissions testing is not required due to this exclusion, a visible emissions compliance test shall be conducted once per each five-year period, coinciding with the term of its air operation permit. [Rules 62-4.070(3), 62-297.310(7)(a) and (b), F.A.C.]
19. Special Compliance Tests: When the Department, after investigation, has good reason (such as complaints, increased visible emissions or questionable maintenance of control equipment) to believe that any applicable emission standard contained in a Department rule or in a permit issued pursuant to those rules is being violated, it shall require the owner or operator of the emissions unit to conduct compliance tests which identify the nature and quantity of pollutant emissions from the emissions unit and to provide a report on the results of said tests to the Department. The Department may require the permittee to conduct additional tests after major replacement or major repair of any air pollution control equipment, such as the DLN combustors, etc. [Rule 62-297.310(7)(b), F.A.C.]

#### EXCESS EMISSIONS

*{Permitting Note: The following conditions apply only to the SIP-based emissions standards specified in Condition No. 12 of this section. Rule 62-210.700, F.A.C. (Excess Emissions) cannot vary or supersede any federal NSPS, NESHAP, or Acid Rain provision.}*

20. Definitions: Startup, shutdown, and malfunction are defined as follows:

## SECTION 3. SPECIFIC CONDITIONS

### A. CT No. 8, Simple Cycle Combustion Turbine

- a. *Startup* is defined as the commencement of operation of any emissions unit which has shut down or ceased operation for a period of time sufficient to cause temperature, pressure, chemical or pollution control device imbalances, which result in excess emissions.
- b. *Shutdown* is the cessation of the operation of an emissions unit for any purpose.
- c. *Malfunction* is defined as any unavoidable mechanical and/or electrical failure of air pollution control equipment or process equipment or of a process resulting in operation in an abnormal or unusual manner.

[Rule 62-210.200(Definitions), F.A.C.]

21. Excess Emissions Prohibited: Excess emissions caused entirely or in part by poor maintenance, poor operation or any other equipment or process failure that may reasonably be prevented during startup, shutdown or malfunction shall be prohibited. All such preventable emissions shall be included in any compliance determinations based on CEMS data. [Rule 62-210.700(4), F.A.C.]
22. Alternate Visible Emissions Standard: Visible emissions during startup shall not exceed 20% opacity based on a 6-minute averaging period. [Rule 62-210.700(5), F.A.C.]

#### CONTINUOUS EMISSIONS MONITORING SYSTEM (CEMS) REQUIREMENTS

23. CEM Systems: The permittee shall install, calibrate, maintain, and operate continuous emission monitoring systems (CEMS) to measure and record the emissions of NO<sub>x</sub> from the combustion turbine in a manner sufficient to demonstrate continuous compliance with the CEMS emission standards of this section. All continuous monitoring systems shall be installed and functioning within the required performance specification by the time of the initial performance tests.
  - a. *NO<sub>x</sub> Monitor*: Each NO<sub>x</sub> monitor shall be certified pursuant to the specifications of 40 CFR 75 and comply with the applicable requirements of 40 CFR 60 Subpart KKKK. Quality assurance procedures shall conform to the requirements of 40 CFR 75. The annual and required RATA tests required for the NO<sub>x</sub> monitor shall be performed using EPA Method 20 or 7E in Appendix A of 40 CFR 60.
  - b. *Diluent Monitor*: The oxygen (O<sub>2</sub>) or carbon dioxide (CO<sub>2</sub>) content of the flue gas shall be monitored at the location where NO<sub>x</sub> is monitored to correct the measured emissions rates to 15% oxygen. If a CO<sub>2</sub> monitor is installed, the oxygen content of the flue gas shall be calculated using F-factors that are appropriate for the fuel fired. Each monitor shall comply with the performance and quality assurance requirements of 40 CFR 75.

[Rules 62-4.070(3), 62-210.800, 62-212.400(BACT) and 62-297.520, F.A.C.]

#### REPORTING AND RECORD KEEPING REQUIREMENTS

24. Monitoring of Capacity: The permittee shall monitor and record the operating rate of the combustion turbine on a daily average basis, considering the number of hours of operation during each day (including the times of startup, shutdown, and malfunction). This shall be achieved through monitoring daily rates of consumption and heat content of each allowable fuel in accordance with the provisions of 40 CFR 75 Appendix D, and recording the data using a monitoring component of the CEMS system required above. [Rules 62-4.070(3) and 62-212.400(PSD), F.A.C.]
25. Monthly Operations Summary: By the fifth calendar day of each month, the permittee shall record the following for each fuel in a written or electronic log for the combustion turbine for the previous month of operation: hours of operation for the month and for the rolling 12-month total. Information recorded and stored as an electronic file shall be available for inspection and printing within at least three days of a



### SECTION 3. SPECIFIC CONDITIONS

#### A. CT No. 8, Simple Cycle Combustion Turbine

request by the Department. The fuel consumption shall be monitored in accordance with the provisions of 40 CFR 75 Appendix D. [Rules 62-4.070(3) and 62-212.400(PSD), F.A.C.]

26. **Fuel Sulfur Records:** The permittee shall monitor fuel sulfur in accordance with 40 CFR 60.4415 as summarized in Appendix F of this permit. [40 CFR 60, Subpart A, Subpart KKKK]
27. **Stack Test Reports:** The owner or operator of an emissions unit for which a compliance test is required shall file a report with the Compliance Authority on the results of each such test. The required test report shall be filed with the Compliance Authority as soon as practical but no later than 45 days after the last sampling run of each test is completed. The test report shall provide sufficient detail on the emissions unit tested and the test procedures used to allow the Compliance Authority to determine if the test was properly conducted and the test results properly computed. As a minimum, the test report shall provide the applicable information specified in Rule 62-297.310(8), F.A.C. and summarized in Appendix C of this permit. [Rule 62-297.310(8), F.A.C.]
28. **CEMS RATA Reports:** At least 15 days prior to conducting any Relative Accuracy Test Assessments (RATA) on a CEMS, the permittee shall provide written notification to the Compliance Authority of the schedule (by letter, email, or fax). A summary of the RATA reports shall be provided upon written request of the Compliance Authority and in the SIP Excess Emissions Report as specified in Condition 29. [Rules 62-4.070(3) and 62-212.400(BACT), F.A.C.]
29. **NSPS Emissions Reports**
  - a. Within thirty (30) days following each calendar semiannual period, the permittee shall submit a report including any applicable periods of excess emissions and monitoring systems performance as defined in 40 CFR 60, Subpart KKKK (Standards of Performance for Stationary Combustion Turbines) that occurred during the previous semiannual period to the Compliance Authority.
  - b. *Malfunction Notification:* For each malfunction resulting in excess emissions, the permittee shall notify the Compliance Authority within one working day of: the nature, extent, and duration of the excess emissions; the cause of the excess emissions; and the actions taken to correct the problem. In addition, the Compliance Authority may request a written summary report of the incident.

[Rules 62-4.070(3), 62-4.130, 62-204.800, 62-210.700(6) and 62-212.400(BACT), F.A.C.; and 40 CFR 60.7 and 60.4395]

**SECTION 4. APPENDICES**  
**CONTENTS**

---

- Appendix A. Citation Formats
- Appendix B. General Conditions
- Appendix C. Common Conditions
- Appendix D. Final BACT Determinations and Emissions Summary
- Appendix E. NSPS Subpart A, General Provisions
- Appendix F. NSPS Subpart KKKK Provisions, Combustion Turbines

---

**SECTION 4. APPENDIX A**  
**CITATION FORMATS**

---

*The following examples illustrate the format used in the permit to identify applicable permitting actions and regulations.*

**REFERENCES TO PREVIOUS PERMITTING ACTIONS**

Old Permit Numbers

*Example:* Permit No. AC50-123456 or Air Permit No. AO50-123456

*Where:*        “AC” identifies the permit as an Air Construction Permit  
                  “AO” identifies the permit as an Air Operation Permit  
                  “123456” identifies the specific permit project number

New Permit Numbers

*Example:* Permit Nos. 099-2222-001-AC, 099-2222-001-AF, 099-2222-001-AO, or 099-2222-001-AV

*Where:*        “099” represents the specific county ID number in which the project is located  
                  “2222” represents the specific facility ID number  
                  “001” identifies the specific permit project  
                  “AC” identifies the permit as an air construction permit  
                  “AF” identifies the permit as a minor federally enforceable state operation permit  
                  “AO” identifies the permit as a minor source air operation permit  
                  “AV” identifies the permit as a Title V Major Source Air Operation Permit

PSD Permit Numbers

*Example:* Permit No. PSD-FL-317

*Where:*        “PSD” means issued pursuant to the Prevention of Significant Deterioration of Air Quality  
                  “FL” means that the permit was issued by the State of Florida  
                  “317” identifies the specific permit project

**RULE CITATION FORMATS**

Florida Administrative Code (F.A.C.)

*Example:* [Rule 62-213.205, F.A.C.]

*Means:*    Title 62, Chapter 213, Rule 205 of the Florida Administrative Code

Code of Federal Regulations (CFR)

*Example:* [40 CFR 60.7]

*Means:*    Title 40, Part 60, Section 7

**SECTION 4. APPENDIX B**  
**GENERAL CONDITIONS**

---

The permittee shall comply with the following general conditions from Rule 62-4.160, F.A.C.

1. The terms, conditions, requirements, limitations, and restrictions set forth in this permit are "Permit Conditions" and are binding and enforceable pursuant to Sections 403.161, 403.727, or 403.859 through 403.861, Florida Statutes. The permittee is placed on notice that the Department will review this permit periodically and may initiate enforcement action for any violation of these conditions.
2. This permit is valid only for the specific processes and operations applied for and indicated in the approved drawings or exhibits. Any unauthorized deviation from the approved drawings, exhibits, specifications, or conditions of this permit may constitute grounds for revocation and enforcement action by the Department.
3. As provided in Subsections 403.087(6) and 403.722(5), Florida Statutes, the issuance of this permit does not convey and vested rights or any exclusive privileges. Neither does it authorize any injury to public or private property or any invasion of personal rights, nor any infringement of federal, state or local laws or regulations. This permit is not a waiver or approval of any other Department permit that may be required for other aspects of the total project which are not addressed in the permit.
4. This permit conveys no title to land or water, does not constitute State recognition or acknowledgment of title, and does not constitute authority for the use of submerged lands unless herein provided and the necessary title or leasehold interests have been obtained from the State. Only the Trustees of the Internal Improvement Trust Fund may express State opinion as to title.
5. This permit does not relieve the permittee from liability for harm or injury to human health or welfare, animal, or plant life, or property caused by the construction or operation of this permitted source, or from penalties therefore; nor does it allow the permittee to cause pollution in contravention of Florida Statutes and Department rules, unless specifically authorized by an order from the Department.
6. The permittee shall properly operate and maintain the facility and systems of treatment and control (and related appurtenances) that are installed or used by the permittee to achieve compliance with the conditions of this permit, as required by Department rules. This provision includes the operation of backup or auxiliary facilities or similar systems when necessary to achieve compliance with the conditions of the permit and when required by Department rules.
7. The permittee, by accepting this permit, specifically agrees to allow authorized Department personnel, upon presentation of credentials or other documents as may be required by law and at a reasonable time, access to the premises, where the permitted activity is located or conducted to:
  - a. Have access to and copy and records that must be kept under the conditions of the permit;
  - b. Inspect the facility, equipment, practices, or operations regulated or required under this permit, and,
  - c. Sample or monitor any substances or parameters at any location reasonably necessary to assure compliance with this permit or Department rules.

Reasonable time may depend on the nature of the concern being investigated.

8. If, for any reason, the permittee does not comply with or will be unable to comply with any condition or limitation specified in this permit, the permittee shall immediately provide the Department with the following information:
  - a. A description of and cause of non-compliance; and
  - b. The period of noncompliance, including dates and times; or, if not corrected, the anticipated time the non-compliance is expected to continue, and steps being taken to reduce, eliminate, and prevent recurrence of the non-compliance.

The permittee shall be responsible for any and all damages which may result and may be subject to enforcement action by the Department for penalties or for revocation of this permit.

9. In accepting this permit, the permittee understands and agrees that all records, notes, monitoring data and other information relating to the construction or operation of this permitted source which are submitted to the Department may be used by the Department as evidence in any enforcement case involving the permitted source arising under the Florida Statutes or Department rules, except where such use is prescribed by Sections 403.73 and 403.111, Florida

**SECTION 4. APPENDIX B**  
**GENERAL CONDITIONS**

---

Statutes. Such evidence shall only be used to the extent it is consistent with the Florida Rules of Civil Procedure and appropriate evidentiary rules.

10. The permittee agrees to comply with changes in Department rules and Florida Statutes after a reasonable time for compliance, provided, however, the permittee does not waive any other rights granted by Florida Statutes or Department rules.
11. This permit is transferable only upon Department approval in accordance with Florida Administrative Code Rules 62-4.120 and 62-730.300, F.A.C., as applicable. The permittee shall be liable for any non-compliance of the permitted activity until the transfer is approved by the Department.
12. This permit or a copy thereof shall be kept at the work site of the permitted activity.
13. This permit also constitutes:
  - a. Determination of Best Available Control Technology;
  - b. Determination of Prevention of Significant Deterioration; and
  - c. Compliance with New Source Performance Standards.
14. The permittee shall comply with the following:
  - a. Upon request, the permittee shall furnish all records and plans required under Department rules. During enforcement actions, the retention period for all records will be extended automatically unless otherwise stipulated by the Department.
  - b. The permittee shall hold at the facility or other location designated by this permit records of all monitoring information (including all calibration and maintenance records and all original strip chart recordings for continuous monitoring instrumentation) required by the permit, copies of all reports required by this permit, and records of all data used to complete the application or this permit. These materials shall be retained at least three years from the date of the sample, measurement, report, or application unless otherwise specified by Department rule.
  - c. Records of monitoring information shall include:
    - 1) The date, exact place, and time of sampling or measurements;
    - 2) The person responsible for performing the sampling or measurements;
    - 3) The dates analyses were performed;
    - 4) The person responsible for performing the analyses;
    - 5) The analytical techniques or methods used; and
    - 6) The results of such analyses.
15. When requested by the Department, the permittee shall within a reasonable time furnish any information required by law which is needed to determine compliance with the permit. If the permittee becomes aware that relevant facts were not submitted or were incorrect in the permit application or in any report to the Department, such facts or information shall be corrected promptly.

**SECTION 4. APPENDIX C**  
**COMMON CONDITIONS**

Unless otherwise specified in the permit, the following conditions apply to all emissions units and activities at the facility.

**EMISSIONS AND CONTROLS**

1. Plant Operation - Problems: If temporarily unable to comply with any of the conditions of the permit due to breakdown of equipment or destruction by fire, wind or other cause, the permittee shall notify each Compliance Authority as soon as possible, but at least within one working day, excluding weekends and holidays. The notification shall include: pertinent information as to the cause of the problem; steps being taken to correct the problem and prevent future recurrence; and, where applicable, the owner's intent toward reconstruction of destroyed facilities. Such notification does not release the permittee from any liability for failure to comply with the conditions of this permit or the regulations. [Rule 62-4.130, F.A.C.]
2. Circumvention: The permittee shall not circumvent the air pollution control equipment or allow the emission of air pollutants without this equipment operating properly. [Rule 62-210.650, F.A.C.]
3. Excess Emissions Allowed: Excess emissions resulting from startup, shutdown or malfunction of any emissions unit shall be permitted providing (1) best operational practices to minimize emissions are adhered to and (2) the duration of excess emissions shall be minimized but in no case exceed two hours in any 24 hour period unless specifically authorized by the Department for longer duration. [Rule 62-210.700(1), F.A.C.]
4. Excess Emissions Prohibited: Excess emissions caused entirely or in part by poor maintenance, poor operation, or any other equipment or process failure that may reasonably be prevented during startup, shutdown or malfunction shall be prohibited. [Rule 62-210.700(4), F.A.C.]
5. Excess Emissions - Notification: In case of excess emissions resulting from malfunctions, the permittee shall notify the Department or the appropriate Local Program in accordance with Rule 62-4.130, F.A.C. A full written report on the malfunctions shall be submitted in a quarterly report, if requested by the Department. [Rule 62-210.700(6), F.A.C.]
6. VOC or OS Emissions: No person shall store, pump, handle, process, load, unload or use in any process or installation, volatile organic compounds or organic solvents without applying known and existing vapor emission control devices or systems deemed necessary and ordered by the Department. [Rule 62-296.320(1), F.A.C.]
7. Objectionable Odor Prohibited: No person shall cause, suffer, allow or permit the discharge of air pollutants, which cause or contribute to an objectionable odor. An "objectionable odor" means any odor present in the outdoor atmosphere which by itself or in combination with other odors, is or may be harmful or injurious to human health or welfare, which unreasonably interferes with the comfortable use and enjoyment of life or property, or which creates a nuisance. [Rules 62-296.320(2) and 62-210.200, F.A.C.]
8. General Visible Emissions: No person shall cause, let, permit, suffer or allow to be discharged into the atmosphere the emissions of air pollutants from any activity equal to or greater than 20 percent opacity. This regulation does not impose a specific testing requirement. [Rule 62-296.320(4)(b)1, F.A.C.]
9. Unconfined Particulate Emissions: During the construction period, unconfined particulate matter emissions shall be minimized by dust suppressing techniques such as covering and/or application of water or chemicals to the affected areas, as necessary. [Rule 62-296.320(4)(c), F.A.C.]

**TESTING REQUIREMENTS**

10. Required Number of Test Runs: For mass emission limitations, a compliance test shall consist of three complete and separate determinations of the total air pollutant emission rate through the test section of the stack or duct and three complete and separate determinations of any applicable process variables corresponding to the three distinct time periods during which the stack emission rate was measured; provided, however, that three complete and separate determinations shall not be required if the process variables are not subject to variation during a compliance test, or if three determinations are not necessary in order to calculate the unit's emission rate. The three required test runs shall be completed within one consecutive five-day period. In the event that a sample is lost or one of the three runs must be discontinued because of circumstances beyond the control of the owner or operator, and a valid third run cannot be obtained within the five-day period allowed for the test, the Secretary or his or her designee may accept the results of two complete runs as proof of compliance, provided that the arithmetic mean of the two complete runs is at least 20% below the allowable emission limiting standard. [Rule 62-297.310(1), F.A.C.]

**SECTION 4. APPENDIX C**  
**COMMON CONDITIONS**

11. **Operating Rate During Testing:** Testing of emissions shall be conducted with the emissions unit operating at permitted capacity. Permitted capacity is defined as 90 to 100 percent of the maximum operation rate allowed by the permit. If it is impractical to test at permitted capacity, an emissions unit may be tested at less than the maximum permitted capacity; in this case, subsequent emissions unit operation is limited to 110 percent of the test rate until a new test is conducted. Once the unit is so limited, operation at higher capacities is allowed for no more than 15 consecutive days for the purpose of additional compliance testing to regain the authority to operate at the permitted capacity. [Rule 62-297.310(2), F.A.C.]
12. **Calculation of Emission Rate:** For each emissions performance test, the indicated emission rate or concentration shall be the arithmetic average of the emission rate or concentration determined by each of the three separate test runs unless otherwise specified in a particular test method or applicable rule. [Rule 62-297.310(3), F.A.C.]
13. **Test Procedures:** Tests shall be conducted in accordance with all applicable requirements of Chapter 62-297, F.A.C.
- a. **Required Sampling Time.** Unless otherwise specified in the applicable rule, the required sampling time for each test run shall be no less than one hour and no greater than four hours, and the sampling time at each sampling point shall be of equal intervals of at least two minutes. The minimum observation period for a visible emissions compliance test shall be thirty (30) minutes. The observation period shall include the period during which the highest opacity can reasonably be expected to occur.
  - b. **Minimum Sample Volume.** Unless otherwise specified in the applicable rule or test method, the minimum sample volume per run shall be 25 dry standard cubic feet.
  - c. **Calibration of Sampling Equipment.** Calibration of the sampling train equipment shall be conducted in accordance with the schedule shown in Table 297.310-1, F.A.C.
- [Rule 62-297.310(4), F.A.C.]
14. **Determination of Process Variables**
- a. **Required Equipment.** The owner or operator of an emissions unit for which compliance tests are required shall install, operate, and maintain equipment or instruments necessary to determine process variables, such as process weight input or heat input, when such data are needed in conjunction with emissions data to determine the compliance of the emissions unit with applicable emission limiting standards.
  - b. **Accuracy of Equipment.** Equipment or instruments used to directly or indirectly determine process variables, including devices such as belt scales, weight hoppers, flow meters, and tank scales, shall be calibrated and adjusted to indicate the true value of the parameter being measured with sufficient accuracy to allow the applicable process variable to be determined within 10% of its true value.
- [Rule 62-297.310(5), F.A.C.]
15. **Sampling Facilities:** The permittee shall install permanent stack sampling ports and provide sampling facilities that meet the requirements of Rule 62-297.310(6), F.A.C.
16. **Test Notification:** The owner or operator shall notify the Department, at least 15 days prior to the date on which each formal compliance test is to begin, of the date, time, and place of each such test, and the test contact person who will be responsible for coordinating and having such test conducted for the owner or operator. [Rule 62-297.310(7)(a)9, F.A.C.]
17. **Special Compliance Tests:** When the Department, after investigation, has good reason (such as complaints, increased visible emissions or questionable maintenance of control equipment) to believe that any applicable emission standard contained in a Department rule or in a permit issued pursuant to those rules is being violated, it shall require the owner or operator of the emissions unit to conduct compliance tests which identify the nature and quantity of pollutant emissions from the emissions unit and to provide a report on the results of said tests to the Department. [Rule 62-297.310(7)(b), F.A.C.]
18. **Test Reports:** The owner or operator of an emissions unit for which a compliance test is required shall file a report with the Department on the results of each such test. The required test report shall be filed with the Department as soon as practical but no later than 45 days after the last sampling run of each test is completed. The test report shall provide sufficient detail on the emissions unit tested and the test procedures used to allow the Department to determine if the

**SECTION 4. APPENDIX C**  
**COMMON CONDITIONS**

test was properly conducted and the test results properly computed. As a minimum, the test report, other than for an EPA or DEP Method 9 test, shall provide the following information:

1. The type, location, and designation of the emissions unit tested.
2. The facility at which the emissions unit is located.
3. The owner or operator of the emissions unit.
4. The normal type and amount of fuels used and materials processed, and the types and amounts of fuels used and material processed during each test run.
5. The means, raw data and computations used to determine the amount of fuels used and materials processed, if necessary to determine compliance with an applicable emission limiting standard.
6. The type of air pollution control devices installed on the emissions unit, their general condition, their normal operating parameters (pressure drops, total operating current and GPM scrubber water), and their operating parameters during each test run.
7. A sketch of the duct within 8 stack diameters upstream and 2 stack diameters downstream of the sampling ports, including the distance to any upstream and downstream bends or other flow disturbances.
8. The date, starting time and duration of each sampling run.
9. The test procedures used, including any alternative procedures authorized pursuant to Rule 62-297.620, F.A.C. Where optional procedures are authorized in this chapter, indicate which option was used.
10. The number of points sampled and configuration and location of the sampling plane.
11. For each sampling point for each run, the dry gas meter reading, velocity head, pressure drop across the stack, temperatures, average meter temperatures and sample time per point.
12. The type, manufacturer and configuration of the sampling equipment used.
13. Data related to the required calibration of the test equipment.
14. Data on the identification, processing and weights of all filters used.
15. Data on the types and amounts of any chemical solutions used.
16. Data on the amount of pollutant collected from each sampling probe, the filters, and the impingers, are reported separately for the compliance test.
17. The names of individuals who furnished the process variable data, conducted the test, analyzed the samples and prepared the report.
18. All measured and calculated data required to be determined by each applicable test procedure for each run.
19. The detailed calculations for one run that relate the collected data to the calculated emission rate.
20. The applicable emission standard and the resulting maximum allowable emission rate for the emissions unit plus the test result in the same form and unit of measure.
21. A certification that, to the knowledge of the owner or his authorized agent, all data submitted are true and correct. When a compliance test is conducted for the Department or its agent, the person who conducts the test shall provide the certification with respect to the test procedures used. The owner or his authorized agent shall certify that all data required and provided to the person conducting the test are true and correct to his knowledge.

[Rule 62-297.310(8), F.A.C.]

**RECORDS AND REPORTS**

19. Records Retention: All measurements, records, and other data required by this permit shall be documented in a permanent, legible format and retained for at least five (5) years following the date on which such measurements, records, or data are recorded. Records shall be made available to the Department upon request. [Rule 62-213.440(1)(b)2, F.A.C.]
20. Annual Operating Report: The permittee shall submit an annual report that summarizes the actual operating rates and emissions from this facility. Annual operating reports shall be submitted to the Compliance Authority by March 1st of each year. [Rule 62-210.370(3), F.A.C.]



**SECTION 4. APPENDIX D**  
**FINAL BACT DETERMINATIONS AND EMISSIONS SUMMARY**

**Combustion Turbine No. 8**

The project authorizes the installation of a simple cycle combustion turbine designed and constructed with dry low-NO<sub>x</sub> (DLN) burner technology and water injection for the control of NO<sub>x</sub> emissions. Operation will be limited to no more than 3500 hours per year with no more than 500 hours from firing distillate oil. The unit is subject to the federal New Source Performance Standards for new combustion turbines in Subpart KKKK of Title 40, Part 60, of the Code of Federal Regulations (CFR), which establishes emissions standards for nitrogen oxides (NO<sub>x</sub>) and sulfur dioxide (SO<sub>2</sub>).

The project is subject to preconstruction review for particulate matter (PM/PM<sub>10</sub>) in accordance with Rule 62-212.400 of the Florida Administrative Code (F.A.C.) for the Prevention of Significant Deterioration (PSD) of Air Quality, which requires a determination of the Best Available Control Technology (BACT) and an ambient air quality analysis. The project includes the permanent shutdown of existing CT Nos. 3, 4, and 5 (EU-003, 004, and 005) prior to commercial operation of new CT No. 8 (EU-016). Emissions decreases from the shutdown of these units were used in a netting analysis to avoid PSD preconstruction review for new CT No. 8 for nitrogen oxides (NO<sub>x</sub>) and sulfur dioxide (SO<sub>2</sub>). The project is also minor for carbon monoxide (CO) and volatile organic compounds (VOC). The following table summarizes the Department's BACT determination and emissions standards for this project.

| Pollutant                             | Emission Standard <sup>e</sup>  | Averaging Time         | Compliance Method      | Basis     |
|---------------------------------------|---------------------------------|------------------------|------------------------|-----------|
| CO <sup>a</sup><br>(Gas)              | 9.0 ppmvd @ 15% O <sub>2</sub>  | 3-hour test avg.       | EPA Method 10 Test     | Avoid PSD |
|                                       | 32.0 lb/hour                    |                        |                        |           |
| CO <sup>a</sup><br>(Oil)              | 20.0 ppmvd @ 15% O <sub>2</sub> | 3-hour test avg.       | EPA Method 10 Test     |           |
|                                       | 66.0 lb/hour                    |                        |                        |           |
| NO <sub>x</sub> <sup>b</sup><br>(Gas) | 15.0 ppmvd @ 15% O <sub>2</sub> | 4 hour rolling average | CEMS                   | Avoid PSD |
|                                       | 108.3 lb/hour                   | 3-hour test avg.       | CEMS and EPA Method 19 | Avoid PSD |
| NO <sub>x</sub> <sup>b</sup><br>(Oil) | 42 ppmvd @ 15% O <sub>2</sub>   | 4 hour rolling average | CEMS                   | Avoid PSD |
|                                       | 335.0 lb/hour                   | 3-hour test avg.       | CEMS and EPA Method 19 |           |
| PM/PM <sub>10</sub> <sup>c</sup>      | 10% Opacity                     | 6-minute block         | EPA METHOD 9 TEST      | BACT      |
|                                       | Fuel sulfur specifications      | N/A                    | RECORD KEEPING         |           |
| SO <sub>2</sub> <sup>d</sup><br>(Gas) | 2 grains S/100 SCF of gas       | N/A                    | Record Keeping         | Avoid PSD |
| SO <sub>2</sub> <sup>d</sup><br>(Oil) | 0.05% sulfur by weight          | N/A                    | Record Keeping         | Avoid PSD |

- a. The permittee shall conduct an initial test to demonstrate compliance with the CO emissions limits for the unit as constructed. Subsequent compliance tests shall be conducted during the year prior to renewing the Title V operating permit.
- b. Continuous compliance shall be demonstrated with the 4-hour rolling average NO<sub>x</sub> emissions limit (ppmvd @ 15% O<sub>2</sub>) by data collected from the required continuous emissions monitoring system (CEMS). Compliance with the NO<sub>x</sub> emissions limit (lb/hr) shall be demonstrated by converting the NO<sub>x</sub> CEMS data collected during the initial CO test by using the applicable F-Factor and EPA Method 19.
- c. The fuel sulfur specifications combined with the efficient combustion design and operation of the combustion turbine represents BACT for PM/PM<sub>10</sub> emissions. No stack tests are required. Compliance with the CO and visible emissions standards shall serve as indicators of good combustion. *{Permitting Note: Maximum expected PM/PM<sub>10</sub> emissions are approximately 19 lb/hour on natural gas and 45.0 lb/hr on oil.}*
- d. The fuel sulfur specifications effectively limit the potential emissions of sulfur dioxide (SO<sub>2</sub>) from each combustion turbine. No stack tests are required.
- e. The mass emission rate standards are based on a turbine inlet condition of 59° F and the higher heating value of each

**SECTION 4. APPENDIX D**

---

**FINAL BACT DETERMINATIONS AND EMISSIONS SUMMARY**

fuel. Mass emission rates may be adjusted for actual test conditions in accordance with the performance curves and/or equations on file with the Department.

[Rule 62-212.400 (BACT), F.A.C.; Rule 62-4.070(3), F.A.C.]

**SECTION 4. APPENDIX E**  
**NSPS SUBPART A, GENERAL PROVISIONS**

---

Emissions units subject to a New Source Performance Standard of 40 CFR 60 are also subject to the applicable requirements of Subpart A, the General Provisions, including:

- § 60.1 Applicability.
- § 60.2 Definitions.
- § 60.3 Units and abbreviations.
- § 60.4 Address.
- § 60.5 Determination of construction or modification.
- § 60.6 Review of plans.
- § 60.7 Notification and Record Keeping.
- § 60.8 Performance Tests.
- § 60.9 Availability of information.
- § 60.10 State Authority.
- § 60.11 Compliance with Standards and Maintenance Requirements.
- § 60.12 Circumvention.
- § 60.13 Monitoring Requirements.
- § 60.14 Modification.
- § 60.15 Reconstruction.
- § 60.16 Priority List.
- § 60.17 Incorporations by Reference.
- § 60.18 General Control Device Requirements.
- § 60.19 General Notification and Reporting Requirements.

Individual subparts may exempt specific equipment or processes from some or all of these requirements. The general provisions may be provided in full upon request.

**SECTION 4. APPENDIX F**  
**NSPS SUBPART KKKK PROVISIONS**

**NEW SOURCE PERFORMANCE STANDARDS (NSPS)**

On July 6, 2006, EPA published the final NSPS Subpart KKKK (40 CFR 60) provisions for combustion turbines in the Federal Register. Although not yet adopted by Rule 62-204.800(8), F.A.C., the combustion turbine shall comply with the applicable federal requirements.

**NSPS SUBPART KKKK, 40 CFR 60 – STATIONARY COMBUSTION TURBINES**

*Provisions that do not apply to this project have been omitted. Numbering remains consistent with the NSPS Subpart.*

**Sec. 60.4300 What is the purpose of this subpart?**

This subpart establishes emission standards and compliance schedules for the control of emissions from stationary combustion turbines that commenced construction, modification or reconstruction after February 18, 2005.

**Sec. 60.4305 Does this subpart apply to my stationary combustion turbine?**

- (a) If you are the owner or operator of a stationary combustion turbine with a heat input at peak load equal to or greater than 10.7 gigajoules (10 MMBtu) per hour, based on the higher heating value of the fuel, which commenced construction, modification, or reconstruction after February 18, 2005, your turbine is subject to this subpart. Only heat input to the combustion turbine should be included when determining whether or not this subpart is applicable to your turbine. Any additional heat input to associated heat recovery steam generators (HRSG) or duct burners should not be included when determining your peak heat input. However, this subpart does apply to emissions from any associated HRSG and duct burners.
- (b) Stationary combustion turbines regulated under this subpart are exempt from the requirements of subpart GG of this part. Heat recovery steam generators and duct burners regulated under this subpart are exempted from the requirements of subparts Da, Db, and Dc of this part.

**Sec. 60.4310 What types of operations are exempt from these standards of performance?**

- (a) Emergency combustion turbines, as defined in Sec. 60.4420(i), are exempt from the nitrogen oxides (NOX) emission limits in Sec. 60.4320.
- (b) Stationary combustion turbines engaged by manufacturers in research and development of equipment for both combustion turbine emission control techniques and combustion turbine efficiency improvements are exempt from the NOx emission limits in Sec. 60.4320 on a case-by-case basis as determined by the Administrator.
- (c) Stationary combustion turbines at integrated gasification combined cycle electric utility steam generating units that are subject to subpart Da of this part are exempt from this subpart.
- (d) Combustion turbine test cells/stands are exempt from this subpart.

**Sec. 60.4315 What pollutants are regulated by this subpart?**

The pollutants regulated by this subpart are nitrogen oxide (NOx) and sulfur dioxide (SO<sub>2</sub>).

**Sec. 60.4320 What emission limits must I meet for nitrogen oxides (NOx)?**

- (a) You must meet the emission limits for NOx specified in Table 1 to this subpart.
- (b) If you have two or more turbines that are connected to a single generator, each turbine must meet the emission limits for NOx.

**Sec. 60.4325 What emission limits must I meet for NOx if my turbine burns both natural gas and distillate oil (or some other combination of fuels)?**

You must meet the emission limits specified in Table 1 to this subpart. If your total heat input is greater than or equal to 50 percent natural gas, you must meet the corresponding limit for a natural gas-fired turbine when you are burning that fuel. Similarly, when your total heat input is greater than 50 percent distillate oil and fuels other than natural gas, you must meet the corresponding limit for distillate oil and fuels other than natural gas for the duration of the time that you burn that particular fuel.

**SECTION 4. APPENDIX F**  
**NSPS SUBPART KKKK PROVISIONS**

**Sec. 60.4330 What emission limits must I meet for sulfur dioxide (SO<sub>2</sub>)?**

- (a) If your turbine is located in a continental area, you must comply with either paragraph (a)(1) or (a)(2) of this section. If your turbine is located in Alaska, you do not have to comply with the requirements in paragraph (a) of this section until January 1, 2008.
- (1) You must not cause to be discharged into the atmosphere from the subject stationary combustion turbine any gases which contain SO<sub>2</sub> in excess of 110 nanograms per Joule (ng/J) (0.90 pounds per megawatt-hour (lb/MWh)) gross output, or
  - (2) You must not burn in the subject stationary combustion turbine any fuel which contains total potential sulfur emissions in excess of 26 ng SO<sub>2</sub>/J (0.060 lb SO<sub>2</sub>/MMBtu) heat input. If your turbine simultaneously fires multiple fuels, each fuel must meet this requirement.
- (b) If your turbine is located in a noncontinental area or a continental area that the Administrator determines does not have access to natural gas and that the removal of sulfur compounds would cause more environmental harm than benefit, you must comply with one or the other of the following conditions:
- (1) You must not cause to be discharged into the atmosphere from the subject stationary combustion turbine any gases which contain SO<sub>2</sub> in excess of 780 ng/J (6.2 lb/MWh) gross output, or
  - (2) You must not burn in the subject stationary combustion turbine any fuel which contains total sulfur with potential sulfur emissions in excess of 180 ng SO<sub>2</sub>/J (0.42 lb SO<sub>2</sub>/MMBtu) heat input. If your turbine simultaneously fires multiple fuels, each fuel must meet this requirement.

**Sec. 60.4333 What are my general requirements for complying with this subpart?**

- (a) You must operate and maintain your stationary combustion turbine, air pollution control equipment, and monitoring equipment in a manner consistent with good air pollution control practices for minimizing emissions at all times including during startup, shutdown, and malfunction.
- (b) When an affected unit with heat recovery utilizes a common steam header with one or more combustion turbines, the owner or operator shall either:
- (1) Determine compliance with the applicable NO<sub>x</sub> emissions limits by measuring the emissions combined with the emissions from the other unit(s) utilizing the common heat recovery unit; or
  - (2) Develop, demonstrate, and provide information satisfactory to the Administrator on methods for apportioning the combined gross energy output from the heat recovery unit for each of the affected combustion turbines. The Administrator may approve such demonstrated substitute methods for apportioning the combined gross energy output measured at the steam turbine whenever the demonstration ensures accurate estimation of emissions related under this part.

**Sec. 60.4335 How do I demonstrate compliance for NO<sub>x</sub> if I use water or steam injection?**

- (a) If you are using water or steam injection to control NO<sub>x</sub> emissions, you must install, calibrate, maintain and operate a continuous monitoring system to monitor and record the fuel consumption and the ratio of water or steam to fuel being fired in the turbine when burning a fuel that requires water or steam injection for compliance.
- (b) Alternatively, you may use continuous emission monitoring, as follows:
- (1) Install, certify, maintain, and operate a continuous emission monitoring system (CEMS) consisting of a NO<sub>x</sub> monitor and a diluent gas (oxygen (O<sub>2</sub>) or carbon dioxide (CO<sub>2</sub>)) monitor, to determine the hourly NO<sub>x</sub> emission rate in parts per million (ppm) or pounds per million British thermal units (lb/MMBtu); and
  - (2) For units complying with the output-based standard, install, calibrate, maintain, and operate a fuel flow meter (or flow meters) to continuously measure the heat input to the affected unit; and
  - (3) For units complying with the output-based standard, install, calibrate, maintain, and operate a watt meter (or meters) to continuously measure the gross electrical output of the unit in megawatt-hours; and
  - (4) For combined heat and power units complying with the output-based standard, install, calibrate, maintain, and

**SECTION 4. APPENDIX F**  
**NSPS SUBPART KKKK PROVISIONS**

operate meters for useful recovered energy flow rate, temperature, and pressure, to continuously measure the total thermal energy output in British thermal units per hour (Btu/h).

**Sec. 60.4340 How do I demonstrate continuous compliance for NO<sub>x</sub> if I do not use water or steam injection?**

- (a) If you are not using water or steam injection to control NO<sub>x</sub> emissions, you must perform annual performance tests in accordance with Sec. 60.4400 to demonstrate continuous compliance. If the NO<sub>x</sub> emission result from the performance test is less than or equal to 75 percent of the NO<sub>x</sub> emission limit for the turbine, you may reduce the frequency of subsequent performance tests to once every 2 years (no more than 26 calendar months following the previous performance test). If the results of any subsequent performance test exceed 75 percent of the NO<sub>x</sub> emission limit for the turbine, you must resume annual performance tests.
- (b) As an alternative, you may install, calibrate, maintain and operate one of the following continuous monitoring systems:
  - (1) Continuous emission monitoring as described in Sec. 60.4335(b) and Sec. 60.4345, or
  - (2) Continuous parameter monitoring as follows:
    - (i) For a diffusion flame turbine without add-on selective catalytic reduction (SCR) controls, you must define parameters indicative of the unit's NO<sub>x</sub> formation characteristics, and you must monitor these parameters continuously.
    - (ii) For any lean premix stationary combustion turbine, you must continuously monitor the appropriate parameters to determine whether the unit is operating in low-NO<sub>x</sub> mode.
    - (iii) For any turbine that uses SCR to reduce NO<sub>x</sub> emissions, you must continuously monitor appropriate parameters to verify the proper operation of the emission controls.
    - (iv) For affected units that are also regulated under part 75 of this chapter, with state approval you can monitor the NO<sub>x</sub> emission rate using the methodology in appendix E to part 75 of this chapter, or the low mass emissions methodology in Sec. 75.19, the requirements of this paragraph (b) may be met by performing the parametric monitoring described in section 2.3 of part 75 appendix E or in Sec. 75.19(c)(1)(iv)(H).

**Sec. 60.4345 What are the requirements for the continuous emission monitoring system equipment, if I choose to use this option?**

If the option to use a NO<sub>x</sub> CEMS is chosen:

- (a) Each NO<sub>x</sub> diluent CEMS must be installed and certified according to Performance Specification 2 (PS 2) in appendix B to this part, except the 7-day calibration drift is based on unit operating days, not calendar days. With state approval, Procedure 1 in appendix F to this part is not required. Alternatively, a NO<sub>x</sub> diluent CEMS that is installed and certified according to appendix A of part 75 of this chapter is acceptable for use under this subpart. The relative accuracy test audit (RATA) of the CEMS shall be performed on a lb/MMBtu basis.
- (b) As specified in Sec. 60.13(e)(2), during each full unit operating hour, both the NO<sub>x</sub> monitor and the diluent monitor must complete a minimum of one cycle of operation (sampling, analyzing, and data recording) for each 15-minute quadrant of the hour, to validate the hour. For partial unit operating hours, at least one valid data point must be obtained with each monitor for each quadrant of the hour in which the unit operates. For unit operating hours in which required quality assurance and maintenance activities are performed on the CEMS, a minimum of two valid data points (one in each of two quadrants) are required for each monitor to validate the NO<sub>x</sub> emission rate for the hour.
- (c) Each fuel flowmeter shall be installed, calibrated, maintained, and operated according to the manufacturer's instructions. Alternatively, with state approval, fuel flowmeters that meet the installation, certification, and quality assurance requirements of appendix D to part 75 of this chapter are acceptable for use under this subpart.
- (d) Each watt meter, steam flow meter, and each pressure or temperature measurement device shall be installed, calibrated, maintained, and operated according to manufacturer's instructions.
- (e) The owner or operator shall develop and keep on-site a quality assurance (QA) plan for all of the continuous monitoring equipment described in paragraphs (a), (c), and (d) of this section. For the CEMS and fuel flow meters, the owner or operator may, with state approval, satisfy the requirements of this paragraph by implementing the QA

**SECTION 4. APPENDIX F**  
**NSPS SUBPART KKKK PROVISIONS**

program and plan described in section 1 of appendix B to part 75 of this chapter.

**Sec. 60.4350 How do I use data from the continuous emission monitoring equipment to identify excess emissions?**

For purposes of identifying excess emissions:

- (a) All CEMS data must be reduced to hourly averages as specified in Sec. 60.13(h).
- (b) For each unit operating hour in which a valid hourly average, as described in Sec. 60.4345(b), is obtained for both NOx and diluent monitors, the data acquisition and handling system must calculate and record the hourly NOx emission rate in units of ppm or lb/MMBtu, using the appropriate equation from method 19 in appendix A of this part. For any hour in which the hourly average O<sub>2</sub> concentration exceeds 19.0 percent O<sub>2</sub> (or the hourly average CO<sub>2</sub> concentration is less than 1.0 percent CO<sub>2</sub>), a diluent cap value of 19.0 percent O<sub>2</sub> or 1.0 percent CO<sub>2</sub> (as applicable) may be used in the emission calculations.
- (c) Correction of measured NOx concentrations to 15 percent O<sub>2</sub> is not allowed.
- (d) If you have installed and certified a NOx diluent CEMS to meet the requirements of part 75 of this chapter, states can approve that only quality assured data from the CEMS shall be used to identify excess emissions under this subpart. Periods where the missing data substitution procedures in subpart D of part 75 are applied are to be reported as monitor downtime in the excess emissions and monitoring performance report required under Sec. 60.7(c).
- (e) All required fuel flow rate, steam flow rate, temperature, pressure, and megawatt data must be reduced to hourly averages.
- (f) Calculate the hourly average NOx emission rates, in units of the emission standards under Sec. 60.4320, using either ppm for units complying with the concentration limit. or the following equation for units complying with the output based standard:

- (1) For simple-cycle operation:

$$E = \frac{(\text{NO}_x)_h * (\text{HI})_h}{P} \quad (\text{Eq. 1})$$

Where:

E = hourly NOx emission rate, in lb/MWh,

(NOx)<sub>h</sub> = hourly NOx emission rate, in lb/MMBtu,

(HI)<sub>h</sub> = hourly heat input rate to the unit, in MMBtu/h, measured using the fuel flowmeter(s), e.g., calculated using Equation D-15a in appendix D to part 75 of this chapter, and

P = gross energy output of the combustion turbine in MW.

- (2) For combined-cycle and combined heat and power complying with the output-based standard, use Equation 1 of this subpart, except that the gross energy output is calculated as the sum of the total electrical and mechanical energy generated by the combustion turbine, the additional electrical or mechanical energy (if any) generated by the steam turbine following the heat recovery steam generator, and 100 percent of the total useful thermal energy output that is not used to generate additional electricity or mechanical output, expressed in equivalent MW, as in the following equations:

$$P = (\text{Pe})_t + (\text{Pe})_c + \text{Ps} + \text{Po} \quad (\text{Eq. 2})$$

Where:

P = gross energy output of the stationary combustion turbine system in MW.

(Pe)<sub>t</sub> = electrical or mechanical energy output of the combustion turbine in MW,

(Pe)<sub>c</sub> = electrical or mechanical energy output (if any) of the steam turbine in MW, and

**SECTION 4. APPENDIX F**  
**NSPS SUBPART KKKK PROVISIONS**

---

$$P_s = \frac{Q * H}{3.413 \times 10^6 \text{ Btu/MWh}} \quad (\text{Eq. 3})$$

Where:

$P_s$  = useful thermal energy of the steam, measured relative to ISO conditions, not used to generate additional electric or mechanical output, in MW,

$Q$  = measured steam flow rate in lb/h,

$H$  = enthalpy of the steam at measured temperature and pressure relative to ISO conditions, in Btu/lb, and  $3.413 \times 10^6$  = conversion from Btu/h to MW.

$P_o$  = other useful heat recovery, measured relative to ISO conditions, not used for steam generation or performance enhancement of the combustion turbine.

- (3) For mechanical drive applications complying with the output-based standard, use the following equation:

$$E = \frac{(\text{NO}_x)_m}{\text{BL} * \text{AL}} \quad (\text{Eq. 4})$$

Where:

$E$  = NO<sub>x</sub> emission rate in lb/MWh,

$(\text{NO}_x)_m$  = NO<sub>x</sub> emission rate in lb/h,

$\text{BL}$  = manufacturer's base load rating of turbine, in MW, and

$\text{AL}$  = actual load as a percentage of the base load.

- (g) For simple cycle units without heat recovery, use the calculated hourly average emission rates from paragraph (f) of this section to assess excess emissions on a 4-hour rolling average basis, as described in Sec. 60.4380(b)(1).
- (h) For combined cycle and combined heat and power units with heat recovery, use the calculated hourly average emission rates from paragraph (f) of this section to assess excess emissions on a 30 unit operating day rolling average basis, as described in Sec. 60.4380(b)(1).

**Sec. 60.4355 How do I establish and document a proper parameter monitoring plan?**

- (a) The steam or water to fuel ratio or other parameters that are continuously monitored as described in Sec. Sec. 60.4335 and 60.4340 must be monitored during the performance test required under Sec. 60.8, to establish acceptable values and ranges. You may supplement the performance test data with engineering analyses, design specifications, manufacturer's recommendations and other relevant information to define the acceptable parametric ranges more precisely. You must develop and keep on-site a parameter monitoring plan which explains the procedures used to document proper operation of the NO<sub>x</sub> emission controls. The plan must:
- (1) Include the indicators to be monitored and show there is a significant relationship to emissions and proper operation of the NO<sub>x</sub> emission controls,
  - (2) Pick ranges (or designated conditions) of the indicators, or describe the process by which such range (or designated condition) will be established,
  - (3) Explain the process you will use to make certain that you obtain data that are representative of the emissions or parameters being monitored (such as detector location, installation specification if applicable),
  - (4) Describe quality assurance and control practices that are adequate to ensure the continuing validity of the data,
  - (5) Describe the frequency of monitoring and the data collection procedures which you will use (e.g., you are using a computerized data acquisition over a number of discrete data points with the average (or maximum value) being used for purposes of determining whether an exceedance has occurred), and



**SECTION 4. APPENDIX F**  
**NSPS SUBPART KKKK PROVISIONS**

---

- (6) Submit justification for the proposed elements of the monitoring. If a proposed performance specification differs from manufacturer recommendation, you must explain the reasons for the differences. You must submit the data supporting the justification, but you may refer to generally available sources of information used to support the justification. You may rely on engineering assessments and other data, provided you demonstrate factors which assure compliance or explain why performance testing is unnecessary to establish indicator ranges. When establishing indicator ranges, you may choose to simplify the process by treating the parameters as if they were correlated. Using this assumption, testing can be divided into two cases:
- (i) All indicators are significant only on one end of range (e.g., for a thermal incinerator controlling volatile organic compounds (VOC) it is only important to insure a minimum temperature, not a maximum). In this case, you may conduct your study so that each parameter is at the significant limit of its range while you conduct your emissions testing. If the emissions tests show that the source is in compliance at the significant limit of each parameter, then as long as each parameter is within its limit, you are presumed to be in compliance.
  - (ii) Some or all indicators are significant on both ends of the range. In this case, you may conduct your study so that each parameter that is significant at both ends of its range assumes its extreme values in all possible combinations of the extreme values (either single or double) of all of the other parameters. For example, if there were only two parameters, A and B, and A had a range of values while B had only a minimum value, the combinations would be A high with B minimum and A low with B minimum. If both A and B had a range, the combinations would be A high and B high, A low and B low, A high and B low, A low and B high. For the case of four parameters all having a range, there are 16 possible combinations.
- (b) For affected units that are also subject to part 75 of this chapter and that have state approval to use the low mass emissions methodology in Sec. 75.19 or the NO<sub>x</sub> emission measurement methodology in appendix E to part 75, you may meet the requirements of this paragraph by developing and keeping on-site (or at a central location for unmanned facilities) a QA plan, as described in Sec. 75.19(e)(5) or in section 2.3 of appendix E to part 75 of this chapter and section 1.3.6 of appendix B to part 75 of this chapter.

**Sec. 60.4360 How do I determine the total sulfur content of the turbine's combustion fuel?**

You must monitor the total sulfur content of the fuel being fired in the turbine, except as provided in Sec. 60.4365. The sulfur content of the fuel must be determined using total sulfur methods described in Sec. 60.4415. Alternatively, if the total sulfur content of the gaseous fuel during the most recent performance test was less than half the applicable limit, ASTM D4084, D4810, D5504, or D6228, or Gas Processors Association Standard 2377 (all of which are incorporated by reference, see Sec. 60.17), which measure the major sulfur compounds, may be used.

**Sec. 60.4365 How can I be exempted from monitoring the total sulfur content of the fuel?**

You may elect not to monitor the total sulfur content of the fuel combusted in the turbine, if the fuel is demonstrated not to exceed potential sulfur emissions of 26 ng SO<sub>2</sub>/J (0.060 lb SO<sub>2</sub>/MMBtu) heat input for units located in continental areas and 180 ng SO<sub>2</sub>/J (0.42 lb SO<sub>2</sub>/MMBtu) heat input for units located in noncontinental areas or a continental area that the Administrator determines does not have access to natural gas and that the removal of sulfur compounds would cause more environmental harm than benefit. You must use one of the following sources of information to make the required demonstration:

- (a) The fuel quality characteristics in a current, valid purchase contract, tariff sheet or transportation contract for the fuel, specifying that the maximum total sulfur content for oil use in continental areas is 0.05 weight percent (500 ppmw) or less and 0.4 weight percent (4,000 ppmw) or less for noncontinental areas, the total sulfur content for natural gas use in continental areas is 20 grains of sulfur or less per 100 standard cubic feet and 140 grains of sulfur or less per 100 standard cubic feet for noncontinental areas, has potential sulfur emissions of less than less than 26 ng SO<sub>2</sub>/J (0.060 lb SO<sub>2</sub>/MMBtu) heat input for continental areas and has potential sulfur emissions of less than less than 180 ng SO<sub>2</sub>/J (0.42 lb SO<sub>2</sub>/MMBtu) heat input for noncontinental areas; or
- (b) Representative fuel sampling data which show that the sulfur content of the fuel does not exceed 26 ng SO<sub>2</sub>/J (0.060 lb SO<sub>2</sub>/MMBtu) heat input for continental areas or 180 ng SO<sub>2</sub>/J (0.42 lb SO<sub>2</sub>/MMBtu) heat input for noncontinental areas. At a minimum, the amount of fuel sampling data specified in section 2.3.1.4 or 2.3.2.4 of appendix D to part 75 of this chapter is required.

**SECTION 4. APPENDIX F**  
**NSPS SUBPART KKKK PROVISIONS**

**Sec. 60.4370 How often must I determine the sulfur content of the fuel?**

The frequency of determining the sulfur content of the fuel must be as follows:

- (a) Fuel oil. For fuel oil, use one of the total sulfur sampling options and the associated sampling frequency described in sections 2.2.3, 2.2.4.1, 2.2.4.2, and 2.2.4.3 of appendix D to part 75 of this chapter (i.e., flow proportional sampling, daily sampling, sampling from the unit's storage tank after each addition of fuel to the tank, or sampling each delivery prior to combining it with fuel oil already in the intended storage tank).
- (b) Gaseous fuel. If you elect not to demonstrate sulfur content using options in Sec. 60.4365, and the fuel is supplied without intermediate bulk storage, the sulfur content value of the gaseous fuel must be determined and recorded once per unit operating day.
- (c) Custom schedules. Notwithstanding the requirements of paragraph (b) of this section, operators or fuel vendors may develop custom schedules for determination of the total sulfur content of gaseous fuels, based on the design and operation of the affected facility and the characteristics of the fuel supply. Except as provided in paragraphs (c)(1) and (c)(2) of this section, custom schedules shall be substantiated with data and shall be approved by the Administrator before they can be used to comply with the standard in Sec. 60.4330.
  - (1) The two custom sulfur monitoring schedules set forth in paragraphs (c)(1)(i) through (iv) and in paragraph (c)(2) of this section are acceptable, without prior Administrative approval:
    - (i) The owner or operator shall obtain daily total sulfur content measurements for 30 consecutive unit operating days, using the applicable methods specified in this subpart. Based on the results of the 30 daily samples, the required frequency for subsequent monitoring of the fuel's total sulfur content shall be as specified in paragraph (c)(1)(ii), (iii), or (iv) of this section, as applicable.
    - (ii) If none of the 30 daily measurements of the fuel's total sulfur content exceeds half the applicable standard, subsequent sulfur content monitoring may be performed at 12-month intervals. If any of the samples taken at 12-month intervals has a total sulfur content greater than half but less than the applicable limit, follow the procedures in paragraph (c)(1)(iii) of this section. If any measurement exceeds the applicable limit, follow the procedures in paragraph (c)(1)(iv) of this section.
    - (iii) If at least one of the 30 daily measurements of the fuel's total sulfur content is greater than half but less than the applicable limit, but none exceeds the applicable limit, then:
      - (A) Collect and analyze a sample every 30 days for 3 months. If any sulfur content measurement exceeds the applicable limit, follow the procedures in paragraph (c)(1)(iv) of this section. Otherwise, follow the procedures in paragraph (c)(1)(iii)(B) of this section.
      - (B) Begin monitoring at 6-month intervals for 12 months. If any sulfur content measurement exceeds the applicable limit, follow the procedures in paragraph (c)(1)(iv) of this section. Otherwise, follow the procedures in paragraph (c)(1)(iii)(C) of this section.
      - (C) Begin monitoring at 12-month intervals. If any sulfur content measurement exceeds the applicable limit, follow the procedures in paragraph (c)(1)(iv) of this section. Otherwise, continue to monitor at this frequency.
    - (iv) If a sulfur content measurement exceeds the applicable limit, immediately begin daily monitoring according to paragraph (c)(1)(i) of this section. Daily monitoring shall continue until 30 consecutive daily samples, each having a sulfur content no greater than the applicable limit, are obtained. At that point, the applicable procedures of paragraph (c)(1)(ii) or (iii) of this section shall be followed.
  - (2) The owner or operator may use the data collected from the 720-hour sulfur sampling demonstration described in section 2.3.6 of appendix D to part 75 of this chapter to determine a custom sulfur sampling schedule, as follows:
    - (i) If the maximum fuel sulfur content obtained from the 720 hourly samples does not exceed 20 grains/100 scf, no additional monitoring of the sulfur content of the gas is required, for the purposes of this subpart.
    - (ii) If the maximum fuel sulfur content obtained from any of the 720 hourly samples exceeds 20 grains/100 scf, but none of the sulfur content values (when converted to weight percent sulfur) exceeds half the applicable

**SECTION 4. APPENDIX F**  
**NSPS SUBPART KKKK PROVISIONS**

limit, then the minimum required sampling frequency shall be one sample at 12 month intervals.

- (iii) If any sample result exceeds half the applicable limit, but none exceeds the applicable limit, follow the provisions of paragraph (c)(1)(iii) of this section.
- (iv) If the sulfur content of any of the 720 hourly samples exceeds the applicable limit, follow the provisions of paragraph (c)(1)(iv) of this section.

**Sec. 60.4375 What reports must I submit?**

- (a) For each affected unit required to continuously monitor parameters or emissions, or to periodically determine the fuel sulfur content under this subpart, you must submit reports of excess emissions and monitor downtime, in accordance with Sec. 60.7(c). Excess emissions must be reported for all periods of unit operation, including start-up, shutdown, and malfunction.
- (b) For each affected unit that performs annual performance tests in accordance with Sec. 60.4340(a), you must submit a written report of the results of each performance test before the close of business on the 60th day following the completion of the performance test.

**Sec. 60.4380 How are excess emissions and monitor downtime defined for NO<sub>x</sub>?**

For the purpose of reports required under Sec. 60.7(c), periods of excess emissions and monitor downtime that must be reported are defined as follows:

- (a) For turbines using water or steam to fuel ratio monitoring:
  - (1) An excess emission is any unit operating hour for which the 4-hour rolling average steam or water to fuel ratio, as measured by the continuous monitoring system, falls below the acceptable steam or water to fuel ratio needed to demonstrate compliance with Sec. 60.4320, as established during the performance test required in Sec. 60.8. Any unit operating hour in which no water or steam is injected into the turbine when a fuel is being burned that requires water or steam injection for NO<sub>x</sub> control will also be considered an excess emission.
  - (2) A period of monitor downtime is any unit operating hour in which water or steam is injected into the turbine, but the essential parametric data needed to determine the steam or water to fuel ratio are unavailable or invalid.
  - (3) Each report must include the average steam or water to fuel ratio, average fuel consumption, and the combustion turbine load during each excess emission.
- (b) For turbines using continuous emission monitoring, as described in Sec. Sec. 60.4335(b) and 60.4345:
  - (1) An excess emissions is any unit operating period in which the 4-hour or 30-day rolling average NO<sub>x</sub> emission rate exceeds the applicable emission limit in Sec. 60.4320. For the purposes of this subpart, a "4-hour rolling average NO<sub>x</sub> emission rate" is the arithmetic average of the average NO<sub>x</sub> emission rate in ppm or ng/J (lb/MWh) measured by the continuous emission monitoring equipment for a given hour and the three unit operating hour average NO<sub>x</sub> emission rates immediately preceding that unit operating hour. Calculate the rolling average if a valid NO<sub>x</sub> emission rate is obtained for at least 3 of the 4 hours. For the purposes of this subpart, a "30-day rolling average NO<sub>x</sub> emission rate" is the arithmetic average of all hourly NO<sub>x</sub> emission data in ppm or ng/J (lb/MWh) measured by the continuous emission monitoring equipment for a given day and the twenty-nine unit operating days immediately preceding that unit operating day. A new 30-day average is calculated each unit operating day as the average of all hourly NO<sub>x</sub> emissions rates for the preceding 30 unit operating days if a valid NO<sub>x</sub> emission rate is obtained for at least 75 percent of all operating hours.
  - (2) A period of monitor downtime is any unit operating hour in which the data for any of the following parameters are either missing or invalid: NO<sub>x</sub> concentration, CO<sub>2</sub> or O<sub>2</sub> concentration, fuel flow rate, steam flow rate, steam temperature, steam pressure, or megawatts. The steam flow rate, steam temperature, and steam pressure are only required if you will use this information for compliance purposes.
  - (3) For operating periods during which multiple emissions standards apply, the applicable standard is the average of the applicable standards during each hour. For hours with multiple emissions standards, the applicable limit for that hour is determined based on the condition that corresponded to the highest emissions standard.

**SECTION 4. APPENDIX F**  
**NSPS SUBPART KKKK PROVISIONS**

- (c) For turbines required to monitor combustion parameters or parameters that document proper operation of the NO<sub>x</sub> emission controls:
- (1) An excess emission is a 4-hour rolling unit operating hour average in which any monitored parameter does not achieve the target value or is outside the acceptable range defined in the parameter monitoring plan for the unit.
  - (2) A period of monitor downtime is a unit operating hour in which any of the required parametric data are either not recorded or are invalid.

**Sec. 60.4385 How are excess emissions and monitoring downtime defined for SO<sub>2</sub>?**

If you choose the option to monitor the sulfur content of the fuel, excess emissions and monitoring downtime are defined as follows:

- (a) For samples of gaseous fuel and for oil samples obtained using daily sampling, flow proportional sampling, or sampling from the unit's storage tank, an excess emission occurs each unit operating hour included in the period beginning on the date and hour of any sample for which the sulfur content of the fuel being fired in the combustion turbine exceeds the applicable limit and ending on the date and hour that a subsequent sample is taken that demonstrates compliance with the sulfur limit.
- (b) If the option to sample each delivery of fuel oil has been selected, you must immediately switch to one of the other oil sampling options (i.e., daily sampling, flow proportional sampling, or sampling from the unit's storage tank) if the sulfur content of a delivery exceeds 0.05 weight percent. You must continue to use one of the other sampling options until all of the oil from the delivery has been combusted, and you must evaluate excess emissions according to paragraph (a) of this section. When all of the fuel from the delivery has been burned, you may resume using the as-delivered sampling option.
- (c) A period of monitor downtime begins when a required sample is not taken by its due date. A period of monitor downtime also begins on the date and hour of a required sample, if invalid results are obtained. The period of monitor downtime ends on the date and hour of the next valid sample.

**Sec. 60.4390 What are my reporting requirements if I operate an emergency combustion turbine or a research and development turbine?**

- (a) If you operate an emergency combustion turbine, you are exempt from the NO<sub>x</sub> limit and must submit an initial report to the Administrator stating your case.
- (b) Combustion turbines engaged by manufacturers in research and development of equipment for both combustion turbine emission control techniques and combustion turbine efficiency improvements may be exempted from the NO<sub>x</sub> limit on a case-by-case basis as determined by the Administrator. You must petition for the exemption.

**Sec. 60.4395 When must I submit my reports?**

All reports required under Sec. 60.7(c) must be postmarked by the 30th day following the end of each 6-month period.

**Sec. 60.4400 How do I conduct the initial and subsequent performance tests, regarding NO<sub>x</sub>?**

- (a) You must conduct an initial performance test, as required in Sec. 60.8. Subsequent NO<sub>x</sub> performance tests shall be conducted on an annual basis (no more than 14 calendar months following the previous performance test).
  - (1) There are two general methodologies that you may use to conduct the performance tests. For each test run:
    - (i) Measure the NO<sub>x</sub> concentration (in parts per million (ppm)), using EPA Method 7E or EPA Method 20 in appendix A of this part. For units complying with the output based standard, concurrently measure the stack gas flow rate, using EPA Methods 1 and 2 in appendix A of this part, and measure and record the electrical and thermal output from the unit. Then, use the following equation to calculate the NO<sub>x</sub> emission rate:

$$E = \frac{1.194 \times 10^{-7} * (NO_x)_c * Q_{std}}{P} \quad (\text{Eq. 5})$$

Where:

**SECTION 4. APPENDIX F**  
**NSPS SUBPART KKKK PROVISIONS**

E = NO<sub>x</sub> emission rate, in lb/MWh

$1.194 \times 10^{-7}$  = conversion constant, in lb/dscf-ppm

(NO<sub>x</sub>)<sub>c</sub> = average NO<sub>x</sub> concentration for the run, in ppm

Q<sub>std</sub> = stack gas volumetric flow rate, in dscf/hr

P = gross electrical and mechanical energy output of the combustion turbine, in MW (for simple-cycle operation), for combined-cycle operation, the sum of all electrical and mechanical output from the combustion and steam turbines, or, for combined heat and power operation, the sum of all electrical and mechanical output from the combustion and steam turbines plus all useful recovered thermal output not used for additional electric or mechanical generation, in MW, calculated according to Sec. 60.4350(f)(2); or

- (ii) Measure the NO<sub>x</sub> and diluent gas concentrations, using either EPA Methods 7E and 3A, or EPA Method 20 in appendix A of this part. Concurrently measure the heat input to the unit, using a fuel flowmeter (or flowmeters), and measure the electrical and thermal output of the unit. Use EPA Method 19 in appendix A of this part to calculate the NO<sub>x</sub> emission rate in lb/MMBtu. Then, use Equations 1 and, if necessary, 2 and 3 in Sec. 60.4350(f) to calculate the NO<sub>x</sub> emission rate in lb/MWh.
- (2) Sampling traverse points for NO<sub>x</sub> and (if applicable) diluent gas are to be selected following EPA Method 20 or EPA Method 1 (non-particulate procedures), and sampled for equal time intervals. The sampling must be performed with a traversing single-hole probe, or, if feasible, with a stationary multi-hole probe that samples each of the points sequentially. Alternatively, a multi-hole probe designed and documented to sample equal volumes from each hole may be used to sample simultaneously at the required points.
- (3) Notwithstanding paragraph (a)(2) of this section, you may test at fewer points than are specified in EPA Method 1 or EPA Method 20 in appendix A of this part if the following conditions are met:
- (i) You may perform a stratification test for NO<sub>x</sub> and diluent pursuant to
- (A) [Reserved], or
- (B) The procedures specified in section 6.5.6.1(a) through (e) of appendix A of part 75 of this chapter.
- (ii) Once the stratification sampling is completed, you may use the following alternative sample point selection criteria for the performance test:
- (A) If each of the individual traverse point NO<sub>x</sub> concentrations is within 10 percent of the mean concentration for all traverse points, or the individual traverse point diluent concentrations differs by no more than 5ppm or 0.5 percent CO<sub>2</sub> (or O<sub>2</sub>) from the mean for all traverse points, then you may use three points (located either 16.7, 50.0 and 83.3 percent of the way across the stack or duct, or, for circular stacks or ducts greater than 2.4 meters (7.8 feet) in diameter, at 0.4, 1.2, and 2.0 meters from the wall). The three points must be located along the measurement line that exhibited the highest average NO<sub>x</sub> concentration during the stratification test; or
- (B) For Turbines with a NO<sub>x</sub> standard greater than 15ppm @ 15%O<sub>2</sub>, you may sample at a single point, located at least 1 meter from the stack wall or at the stack centroid if each of the individual traverse point NO<sub>x</sub> concentrations is within 5 percent of the mean concentration for all traverse points, or the individual traverse point diluent concentrations differs by no more than 3ppm or 0.3 percent CO<sub>2</sub> (or O<sub>2</sub>) from the mean for all traverse points; or
- (C) For turbines with a NO<sub>x</sub> standard less than or equal located at least 1 meter from the stack wall or at the stack centroid if each of the individual traverse point NO<sub>x</sub> concentrations is within 2.5 percent of the mean concentration for all traverse points, or the individual traverse point diluent concentrations differs by no more than 1ppm or 0.15 percent CO<sub>2</sub> (or O<sub>2</sub>) from the mean for all traverse points.
- (b) The performance test must be done at any load condition within plus or minus 25 percent of 100 percent of peak load. You may perform testing at the highest achievable load point, if at least 75 percent of peak load cannot be achieved in practice. You must conduct three separate test runs for each performance test. The minimum time per run is 20 minutes.

**SECTION 4. APPENDIX F**  
**NSPS SUBPART KKKK PROVISIONS**

- (1) If the stationary combustion turbine combusts both oil and gas as primary or backup fuels, separate performance testing is required for each fuel.
- (2) For a combined cycle and CHP turbine systems with supplemental heat (duct burner), you must measure the total NO<sub>x</sub> emissions after the duct burner rather than directly after the turbine. The duct burner must be in operation during the performance test.
- (3) If water or steam injection is used to control NO<sub>x</sub> with no additional post-combustion NO<sub>x</sub> control and you choose to monitor the steam or water to fuel ratio in accordance with Sec. 60.4335, then that monitoring system must be operated concurrently with each EPA Method 20 or EPA Method 7E run and must be used to determine the fuel consumption and the steam or water to fuel ratio necessary to comply with the applicable Sec. 60.4320 NO<sub>x</sub> emission limit.
- (4) Compliance with the applicable emission limit in Sec. 60.4320 must be demonstrated at each tested load level. Compliance is achieved if the three-run arithmetic average NO<sub>x</sub> emission rate at each tested level meets the applicable emission limit in Sec. 60.4320.
- (5) If you elect to install a CEMS, the performance evaluation of the CEMS may either be conducted separately or (as described in Sec. 60.4405) as part of the initial performance test of the affected unit.
- (6) The ambient temperature must be greater than 0° F during the performance test.

**Sec. 60.4405 How do I perform the initial performance test if I have chosen to install a NO<sub>x</sub>-diluent CEMS?**

If you elect to install and certify a NO<sub>x</sub>-diluent CEMS under Sec. 60.4345, then the initial performance test required under Sec. 60.8 may be performed in the following alternative manner:

- (a) Perform a minimum of nine RATA reference method runs, with a minimum time per run of 21 minutes, at a single load level, within plus or minus 25 percent of 100 percent of peak load. The ambient temperature must be greater than 0° F during the RATA runs.
- (b) For each RATA run, concurrently measure the heat input to the unit using a fuel flow meter (or flow meters) and measure the electrical and thermal output from the unit.
- (c) Use the test data both to demonstrate compliance with the applicable NO<sub>x</sub> emission limit under Sec. 60.4320 and to provide the required reference method data for the RATA of the CEMS described under Sec. 60.4335.
- (d) Compliance with the applicable emission limit in Sec. 60.4320 is achieved if the arithmetic average of all of the NO<sub>x</sub> emission rates for the RATA runs, expressed in units of ppm or lb/MWh, does not exceed the emission limit.

**Sec. 60.4410 How do I establish a valid parameter range if I have chosen to continuously monitor parameters?**

If you have chosen to monitor combustion parameters or parameters indicative of proper operation of NO<sub>x</sub> emission controls in accordance with Sec. 60.4340, the appropriate parameters must be continuously monitored and recorded during each run of the initial performance test, to establish acceptable operating ranges, for purposes of the parameter monitoring plan for the affected unit, as specified in Sec. 60.4355.

**Sec. 60.4415 How do I conduct the initial and subsequent performance tests for sulfur?**

- (a) You must conduct an initial performance test, as required in Sec. 60.8. Subsequent SO<sub>2</sub> performance tests shall be conducted on an annual basis (no more than 14 calendar months following the previous performance test). There are three methodologies that you may use to conduct the performance tests:
  - (1) If you choose to periodically determine the sulfur content of the fuel combusted in the turbine, a representative fuel sample would be collected following ASTM D5287 (incorporated by reference, see Sec. 60.17) for natural gas or ASTM D4177 (incorporated by reference, see Sec. 60.17) for oil. Alternatively, for oil, you may follow the procedures for manual pipeline sampling in section 14 of ASTM D4057 (incorporated by reference, see Sec. 60.17). The fuel analyses of this section may be performed either by you, a service contractor retained by you, the fuel vendor, or any other qualified agency. Analyze the samples for the total sulfur content of the fuel using:
    - (i) For liquid fuels, ASTM D129, or alternatively D1266, D1552, D2622, D4294, or D5453 (all of which are incorporated by reference, see Sec. 60.17); or

**SECTION 4. APPENDIX F**  
**NSPS SUBPART KKKK PROVISIONS**

- (ii) For gaseous fuels, ASTM D1072, or alternatively D3246, D4084, D4468, D4810, D6228, D6667, or Gas Processors Association Standard 2377 (all of which are incorporated by reference, see Sec. 60.17).
- (2) Measure the SO<sub>2</sub> concentration (in parts per million (ppm), using EPA Methods 6, 6C, 8, or 20 in appendix A of this part. In addition, the American Society of Mechanical Engineers (ASME) standard, ASME PTC 19-10-1981-Part 10, "Flue and Exhaust Gas Analyses," manual methods for sulfur dioxide (incorporated by reference, see Sec. 60.17) can be used instead of EPA Methods 6 or 20. For units complying with the output based standard, concurrently measure the stack gas flow rate, using EPA Methods 1 and 2 in appendix A of this part, and measure and record the electrical and thermal output from the unit. Then use the following equation to calculate the SO<sub>2</sub> emission rate:

$$E = \frac{1.664 \times 10^{-7} * (SO_2)_c * Q_{std}}{P} \quad (\text{Eq. 6})$$

Where:

E = SO<sub>2</sub> emission rate, in lb/MWh

1.664 x 10<sup>-7</sup> = conversion constant, in lb/dscf-ppm

(SO<sub>2</sub>)<sub>c</sub> = average SO<sub>2</sub> concentration for the run, in ppm

Q<sub>std</sub> = stack gas volumetric flow rate, in dscf/hr

P = gross electrical and mechanical energy output of the combustion turbine, in MW (for simple-cycle operation), for combined-cycle operation, the sum of all electrical and mechanical output from the combustion and steam turbines, or, for combined heat and power operation, the sum of all electrical and mechanical output from the combustion and steam turbines plus all useful recovered thermal output not used for additional electric or mechanical generation, in MW, calculated according to Sec. 60.4350(f)(2); or

- (3) Measure the SO<sub>2</sub> and diluent gas concentrations, using either EPA Methods 6, 6C, or 8 and 3A, or 20 in appendix A of this part. In addition, you may use the manual methods for sulfur dioxide ASME PTC 19-10-1981-Part 10 (incorporated by reference, see Sec. 60.17). Concurrently measure the heat input to the unit, using a fuel flowmeter (or flowmeters), and measure the electrical and thermal output of the unit. Use EPA Method 19 in appendix A of this part to calculate the SO<sub>2</sub> emission rate in lb/MMBtu. Then, use Equations 1 and, if necessary, 2 and 3 in Sec. 60.4350(f) to calculate the SO<sub>2</sub> emission rate in lb/MWh.

(b) [Reserved]

**Sec. 60.4420 What definitions apply to this subpart?**

As used in this subpart, all terms not defined herein will have the meaning given them in the Clean Air Act and in subpart A (General Provisions) of this part.

*Combined cycle combustion turbine* means any stationary combustion turbine which recovers heat from the combustion turbine exhaust gases to generate steam that is only used to create additional power output in a steam turbine.

*Combined heat and power combustion turbine* means any stationary combustion turbine which recovers heat from the exhaust gases to heat water or another medium, generate steam for useful purposes other than additional electric generation, or directly uses the heat in the exhaust gases for a useful purpose.

*Combustion turbine model* means a group of combustion turbines having the same nominal air flow, combustor inlet pressure, combustor inlet temperature, firing temperature, turbine inlet temperature and turbine inlet pressure.

*Combustion turbine test cell/stand* means any apparatus used for testing uninstalled stationary or uninstalled mobile (motive) combustion turbines.

*Diffusion flame stationary combustion turbine* means any stationary combustion turbine where fuel and air are injected at the combustor and are mixed only by diffusion prior to ignition.

**SECTION 4. APPENDIX F**  
**NSPS SUBPART KKKK PROVISIONS**

---

*Duct burner* means a device that combusts fuel and that is placed in the exhaust duct from another source, such as a stationary combustion turbine, internal combustion engine, kiln, etc., to allow the firing of additional fuel to heat the exhaust gases before the exhaust gases enter a heat recovery steam generating unit.

*Efficiency* means the combustion turbine manufacturer's rated heat rate at peak load in terms of heat input per unit of power output--based on the higher heating value of the fuel.

*Emergency combustion turbine* means any stationary combustion turbine which operates in an emergency situation. Examples include stationary combustion turbines used to produce power for critical networks or equipment, including power supplied to portions of a facility, when electric power from the local utility is interrupted, or stationary combustion turbines used to pump water in the case of fire or flood, etc. Emergency stationary combustion turbines do not include stationary combustion turbines used as peaking units at electric utilities or stationary combustion turbines at industrial facilities that typically operate at low capacity factors. Emergency combustion turbines may be operated for the purpose of maintenance checks and readiness testing, provided that the tests are required by the manufacturer, the vendor, or the insurance company associated with the turbine. Required testing of such units should be minimized, but there is no time limit on the use of emergency combustion turbines.

*Excess emissions* means a specified averaging period over which either (1) the NO<sub>x</sub> emissions are higher than the applicable emission limit in Sec. 60.4320; (2) the total sulfur content of the fuel being combusted in the affected facility exceeds the limit specified in Sec. 60.4330; or (3) the recorded value of a particular monitored parameter is outside the acceptable range specified in the parameter monitoring plan for the affected unit.

*Gross useful output* means the gross useful work performed by the stationary combustion turbine system. For units using the mechanical energy directly or generating only electricity, the gross useful work performed is the gross electrical or mechanical output from the turbine/generator set. For combined heat and power units, the gross useful work performed is the gross electrical or mechanical output plus the useful thermal output (i.e., thermal energy delivered to a process).

*Heat recovery steam generating unit* means a unit where the hot exhaust gases from the combustion turbine are routed in order to extract heat from the gases and generate steam, for use in a steam turbine or other device that utilizes steam. Heat recovery steam generating units can be used with or without duct burners.

*Integrated gasification combined cycle electric utility steam generating unit* means a coal-fired electric utility steam generating unit that burns a synthetic gas derived from coal in a combined-cycle gas turbine. No solid coal is directly burned in the unit during operation.

*ISO conditions* means 288 Kelvin, 60 percent relative humidity and 101.3 kilopascals pressure.

*Lean premix stationary combustion turbine* means any stationary combustion turbine where the air and fuel are thoroughly mixed to form a lean mixture before delivery to the combustor. Mixing may occur before or in the combustion chamber. A lean premixed turbine may operate in diffusion flame mode during operating conditions such as startup and shutdown, extreme ambient temperature, or low or transient load.

*Natural gas* means a naturally occurring fluid mixture of hydrocarbons (e.g., methane, ethane, or propane) produced in geological formations beneath the Earth's surface that maintains a gaseous state at standard atmospheric temperature and pressure under ordinary conditions. Additionally, natural gas must either be composed of at least 70 percent methane by volume or have a gross calorific value between 950 and 1,100 British thermal units (Btu) per standard cubic foot. Natural gas does not include the following gaseous fuels: landfill gas, digester gas, refinery gas, sour gas, blast furnace gas, coal-derived gas, producer gas, coke oven gas, or any gaseous fuel produced in a process which might result in highly variable sulfur content or heating value.

*Noncontinental area* means the State of Hawaii, the Virgin Islands, Guam, American Samoa, the Commonwealth of Puerto Rico, the Northern Mariana Islands, or offshore platforms.

*Peak load* means 100 percent of the manufacturer's design capacity of the combustion turbine at ISO conditions.

*Regenerative cycle combustion turbine* means any stationary combustion turbine which recovers heat from the combustion turbine exhaust gases to preheat the inlet combustion air to the combustion turbine.



**SECTION 4. APPENDIX F**  
**NSPS SUBPART KKKK PROVISIONS**

*Simple cycle combustion turbine* means any stationary combustion turbine which does not recover heat from the combustion turbine exhaust gases to preheat the inlet combustion air to the combustion turbine, or which does not recover heat from the combustion turbine exhaust gases for purposes other than enhancing the performance of the combustion turbine itself.

*Stationary combustion turbine* means all equipment, including but not limited to the turbine, the fuel, air, lubrication and exhaust gas systems, control systems (except emissions control equipment), heat recovery system, and any ancillary components and sub-components comprising any simple cycle stationary combustion turbine, any regenerative/recuperative cycle stationary combustion turbine, any combined cycle combustion turbine, and any combined heat and power combustion turbine based system. Stationary means that the combustion turbine is not self propelled or intended to be propelled while performing its function. It may, however, be mounted on a vehicle for portability.

*Unit operating day* means a 24-hour period between 12 midnight and the following midnight during which any fuel is combusted at any time in the unit. It is not necessary for fuel to be combusted continuously for the entire 24-hour period.

*Unit operating hour* means a clock hour during which any fuel is combusted in the affected unit. If the unit combusts fuel for the entire clock hour, it is considered to be a full unit operating hour. If the unit combusts fuel for only part of the clock hour, it is considered to be a partial unit operating hour.

*Useful thermal output* means the thermal energy made available for use in any industrial or commercial process, or used in any heating or cooling application, i.e., total thermal energy made available for processes and applications other than electrical or mechanical generation. Thermal output for this subpart means the energy in recovered thermal output measured against the energy in the thermal output at 15 degrees Celsius and 101.325 kilopascals of pressure.

**Table 1 to Subpart KKKK of Part 60. Nitrogen Oxide Emission Limits for Stationary Combustion Turbines**

| Combustion turbine type  | Combustion turbine heat input at peak load (HHV) | NOX emission standard   |
|--|--|---|
| New, modified, or reconstructed turbine firing natural gas.                  | > 850 MMBtu/h...                                 | 15 ppm at 15% O <sub>2</sub> or<br>0.43 lb/MWh of useful output |
| New, modified, or reconstructed turbine firing fuels other than natural gas. | > 850 MMBtu/h...                                 | 42 ppm at 15% O <sub>2</sub> or<br>1.3 lb/MWh of useful output  |

**Friday, Barbara**

5/4/07

**To:** chanjm@jea.com; 'Gianazza, N. Bert'; Holmes, Allan R. (Bob); Kirts, Christopher; pace@coj.net; 'Forney.Kathleen@epamail.epa.gov'; 'Little.James@epamail.epa.gov'; dee\_morse@nps.gov

**Cc:** Thomas, Bruce X.

**Subject:** Final Air Permit No.: 0310047-015-AC/PSD Permit No. PSD-FL-386 - JEA - Kennedy Generating Station

**Attachments:** Permit - PSD-FL-386.pdf; Appendix - PSD-FL-386.pdf; Final Determination - PSD-FL-386.pdf; FinalPermitSignaturePagepdf.pdf; NoticeofFinalPSDPermit.pdf

Dear Sir/Madam:

Please send a "reply" message verifying receipt of the attached document(s); this may be done by selecting "Reply" on the menu bar of your e-mail software and then selecting "Send". We must receive verification of receipt and your reply will preclude subsequent e-mail transmissions to verify receipt of the document(s).

The document(s) may require immediate action within a specified time frame. Please open and review the document(s) as soon as possible.

The document is in Adobe Portable Document Format (pdf). Adobe Acrobat Reader can be downloaded for free at the following internet site: <http://www.adobe.com/products/acrobat/readstep.html>.

The Bureau of Air Regulation is issuing electronic documents for permits, notices and other correspondence in lieu of hard copies through the United States Postal System, to provide greater service to the applicant and the engineering community. Please advise this office of any changes to your e-mail address or that of the Engineer-of-Record.

Thank you,

DEP, Bureau of Air Regulation

5/4/2007

## Friday, Barbara

---

**From:** Exchange Administrator  
**Sent:** Friday, May 04, 2007 2:30 PM  
**To:** Friday, Barbara  
**Subject:** Delivery Status Notification (Relay)

**Attachments:** ATT104763.txt; Final Air Permit No.: 0310047-015-AC/PSD Permit No. PSD-FL-386 - JEA - Kennedy Generating Station



ATT104763.txt Final Air Permit No.:  
(278 B) 0310047-...

This is an automatically generated Delivery Status Notification.

Your message has been successfully relayed to the following recipients, but the requested delivery status notifications may not be generated by the destination.

pace@coj.net

## Friday, Barbara

---

**From:** System Administrator  
**To:** Kirts, Christopher; Thomas, Bruce X.  
**Sent:** Friday, May 04, 2007 2:30 PM  
**Subject:** Delivered:Final Air Permit No.: 0310047-015-AC/PSD Permit No. PSD-FL-386 - JEA - Kennedy Generating Station

### Your message

**To:** 'chanjm@jea.com'; 'Gianazza, N. Bert'; 'Holmes, Allan R. (Bob)'; Kirts, Christopher; 'pace@coj.net'; 'Forney.Kathleen@epamail.epa.gov'; 'Little.James@epamail.epa.gov'; 'dee\_morse@nps.gov'  
**Cc:** Thomas, Bruce X.  
**Subject:** Final Air Permit No.: 0310047-015-AC/PSD Permit No. PSD-FL-386 - JEA - Kennedy Generating Station  
**Sent:** 5/4/2007 2:30 PM

was delivered to the following recipient(s):

Kirts, Christopher on 5/4/2007 2:30 PM  
Thomas, Bruce X. on 5/4/2007 2:30 PM

**Friday, Barbara**

---

**From:** Exchange Administrator  
**Sent:** Friday, May 04, 2007 2:30 PM  
**To:** Friday, Barbara  
**Subject:** Delivery Status Notification (Relay)

**Attachments:** ATT104764.txt; Final Air Permit No.: 0310047-015-AC/PSD Permit No. PSD-FL-386 - JEA - Kennedy Generating Station



ATT104764.txt Final Air Permit No.:  
(354 B) 0310047-...

This is an automatically generated Delivery Status Notification.

Your message has been successfully relayed to the following recipients, but the requested delivery status notifications may not be generated by the destination.

chanjm@jea.com  
GianNB@jea.com

## Friday, Barbara

---

**From:** Mail Delivery System [MAILER-DAEMON@mseive01.rtp.epa.gov]  
**Sent:** Friday, May 04, 2007 2:30 PM  
**To:** Friday, Barbara  
**Subject:** Successful Mail Delivery Report

**Attachments:** Delivery report; Message Headers



Delivery report.txt  
(720 B)

Message  
Headers.txt (2 KB)

This is the mail system at host mseive01.rtp.epa.gov.

Your message was successfully delivered to the destination(s) listed below. If the message was delivered to mailbox you will receive no further notifications. Otherwise you may still receive notifications of mail delivery errors from other systems.

The mail system

<Forney.Kathleen@epamail.epa.gov>: delivery via 127.0.0.1[127.0.0.1]:10025: 250  
OK, sent 463B7B95\_13579\_971\_1

<Little.James@epamail.epa.gov>: delivery via 127.0.0.1[127.0.0.1]:10025: 250  
OK, sent 463B7B95\_13579\_971\_1

## Friday, Barbara

---

**From:** Exchange Administrator  
**Sent:** Friday, May 04, 2007 2:30 PM  
**To:** Friday, Barbara  
**Subject:** Delivery Status Notification (Relay)

**Attachments:** ATT104769.txt; Final Air Permit No.: 0310047-015-AC/PSD Permit No. PSD-FL-386 - JEA - Kennedy Generating Station



ATT104769.txt Final Air Permit No.:  
(283 B) 0310047-...

This is an automatically generated Delivery Status Notification.

Your message has been successfully relayed to the following recipients, but the requested delivery status notifications may not be generated by the destination.

dee\_morse@nps.gov

**Friday, Barbara**

---

**From:** Gianazza, N. Bert [GianNB@jea.com]  
**Sent:** Monday, May 07, 2007 7:34 AM  
**To:** Friday, Barbara  
**Subject:** RE: Final Air Permit No.: 0310047-015-AC/PSD Permit No. PSD-FL-386 - JEA - Kennedy Generating Station

Received.

Tx, Bert

---

**From:** Friday, Barbara [mailto:Barbara.Friday@dep.state.fl.us]  
**Sent:** Friday, May 04, 2007 2:30 PM  
**To:** Chansler, James M. - Chief Operating Officer; Gianazza, N. Bert; Holmes, Allan R. (Bob); Kirts, Christopher; pace@coj.net; Forney.Kathleen@epamail.epa.gov; Little.James@epamail.epa.gov; dee\_morse@nps.gov  
**Cc:** Thomas, Bruce X.  
**Subject:** Final Air Permit No.: 0310047-015-AC/PSD Permit No. PSD-FL-386 - JEA - Kennedy Generating Station

Dear Sir/Madam:

Please send a "reply" message verifying receipt of the attached document(s); this may be done by selecting "Reply" on the menu bar of your e-mail software and then selecting "Send". We must receive verification of receipt and your reply will preclude subsequent e-mail transmissions to verify receipt of the document(s).

The document(s) may require immediate action within a specified time frame. Please open and review the document(s) as soon as possible.

The document is in Adobe Portable Document Format (pdf). Adobe Acrobat Reader can be downloaded for free at the following internet site: <http://www.adobe.com/products/acrobat/readstep.html>.

The Bureau of Air Regulation is issuing electronic documents for permits, notices and other correspondence in lieu of hard copies through the United States Postal System, to provide greater service to the applicant and the engineering community. Please advise this office of any changes to your e-mail address or that of the Engineer-of-Record.

Thank you,

DEP, Bureau of Air Regulation



## Friday, Barbara

---

**From:** Gianazza, N. Bert [GianNB@jea.com]  
**To:** Friday, Barbara  
**Sent:** Monday, May 07, 2007 7:33 AM  
**Subject:** Read: Final Air Permit No.: 0310047-015-AC/PSD Permit No. PSD-FL-386 - JEA - Kennedy Generating Station

Your message

**To:** GianNB@jea.com  
**Subject:**

was read on 5/7/2007 7:33 AM.

## Friday, Barbara

---

**From:** System Administrator  
**To:** Holmes, Allan R. (Bob)  
**Sent:** Friday, May 04, 2007 3:12 PM  
**Subject:** Delivered:Final Air Permit No.: 0310047-015-AC/PSD Permit No. PSD-FL-386 - JEA - Kennedy Generating Station

### Your message

**To:** chanjm@jea.com; Gianazza, N. Bert; Holmes, Allan R. (Bob); Kirts, Christopher; pace@coj.net; Forney.Kathleen@epamail.epa.gov; Little.James@epamail.epa.gov; dee\_morse@nps.gov  
**Cc:** Thomas, Bruce X.  
**Subject:** Final Air Permit No.: 0310047-015-AC/PSD Permit No. PSD-FL-386 - JEA - Kennedy Generating Station  
**Sent:** 5/4/2007 2:30 PM

was delivered to the following recipient(s):

Holmes, Allan R. (Bob) on 5/4/2007 2:30 PM

## Friday, Barbara

---

**From:** Holmes, Allan R. (Bob) [HolmesAR@bv.com]  
**To:** undisclosed-recipients  
**Sent:** Friday, May 04, 2007 4:04 PM  
**Subject:** Read: Final Air Permit No.: 0310047-015-AC/PSD Permit No. PSD-FL-386 - JEA - Kennedy Generating Station

Your message

To: HolmesAR@bv.com  
Subject:

was read on 5/4/2007 4:04 PM.

## Friday, Barbara

---

**From:** Dee\_Morse@nps.gov  
**Sent:** Monday, May 07, 2007 4:49 PM  
**To:** Friday, Barbara  
**Subject:** Final Air Permit No.: 0310047-015-AC/PSD Permit No. PSD-FL-386 - JEA - Kennedy Generating Station

### Return Receipt

Your Final Air Permit No.: 0310047-015-AC/PSD Permit No.  
document: PSD-FL-386 - JEA - Kennedy Generating Station

was Dee Morse/DENVER/NPS  
received  
by:

at: 05/07/2007 02:48:53 PM

**Friday, Barbara**

---

**From:** Chansler, James M. - Chief Operating Officer [ChanJM@jea.com]  
**To:** undisclosed-recipients  
**Sent:** Tuesday, May 08, 2007 11:00 AM  
**Subject:** Read: Final Air Permit No.: 0310047-015-AC/PSD Permit No. PSD-FL-386 - JEA - Kennedy Generating Station

Your message

To: ChanJM@jea.com  
Subject:

was read on 5/8/2007 11:00 AM.