

Best Available Copy

8-7-2000

GENERAL OFFICE: 155 EAST 21ST STREET / P.O. BOX 4667 / JACKSONVILLE, FLORIDA 32

FLORIDA ROCK INDUSTRIES INC MINING, READY MIX CONCRETE, AND CONSTRUCTION

B:11
Place a copy in
each file.
J. Berry
3

August 4, 2000

RECEIVED

AUG 07 2000

Mr. C. H. Fancy, P.E.
Chief, Bureau of Air Regulation
Florida Department of Environmental Protection
2600 Blair Stone Road, Mail Station 5505
Tallahassee, Florida 32399-2400

BUREAU OF AIR REGULATION

Re: Withdrawal of Applications for Air Construction Permits
For Relocatable Facilities and Processing Fee Refunds
Florida Rock Industries, Inc.

Dear Mr. Fancy:


Due to our decision, in consultation with your staff, to include all relocatable processing equipment in the stationary permits issued to each of Florida Rock's rock mining operations, we hereby withdraw the following portable facility permit applications and request the refund of their respective processing fees:

- 1110072-010-AC
- 1110072-011-AC
- 1110072-012-AC
- 1110072-013-AC
- 0210018-004-AC
- 7775111-001-AC

We would like to thank you and your staff for your assistance in this matter. Specifically, Bruce Mitchell and Bill Leffler thoughtfully considered this somewhat complicated situation and provided sound advice to us concerning the appropriate method of handling the permitting of this equipment.

Please feel free to contact me if you have any questions regarding this matter.

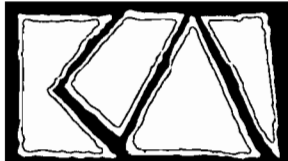
Sincerely,



J. Michael O'Berry
Manager, Environmental
Permitting Services

/jmo'b

cc: Roland Boney
Don Darley
Steve Cullen – Koogler & Associates



KOOGLER & ASSOCIATES
ENVIRONMENTAL SERVICES

4014 NW THIRTEENTH STREET
GAINESVILLE, FLORIDA 32609
352/377-5822 ▪ FAX/377-7158

RECEIVED

FEB 09 2000

BUREAU OF AIR REGULATION

KA187-99-11
January 25, 2000

Bill Leffler
Florida Department of Environmental Protection
Twin Towers Office Building
2600 Blair Stone Road
Tallahassee, FL 32399-2400

SUBJECT: Florida Rock Industries, Inc.
Application for Air Construction Permit
Relocatable Cedar Rapids (KC1038) Crushing Unit

Dear Mr. Leffler:

Enclosed please find four (4) copies of the referenced application. A check for \$1250 is enclosed as the applicable processing fee.

Please call me if you have any questions at (352) 377-5822.


Sincerely,

Koogler & Associates

Kenneth F. Conwell, Project Engineer

Encl.

cc: Mike O'Berry--Florida Rock Industries, Inc.



Department of Environmental Protection

Division of Air Resources Management

APPLICATION FOR AIR PERMIT - NON-TITLE V SOURCE

See Instructions for Form No. 62-210.900(3)

I. APPLICATION INFORMATION

Identification of Facility

1. Facility Owner/Company Name: Florida Rock Industries, Inc.	
2. Site Name: Cedar Rapids Portable Crushing Unit – KC1038	
3. Facility Identification Number: 0210018 [] Unknown	
4. Facility Location: Street Address or Other Locator: State Road 29, 1 mile south of County Road 858 City: Sunniland County: Collier Zip Code: 33934	
5. Relocatable Facility? [X] Yes [] No	6. Existing Permitted Facility? [X] Yes [] No

Application Contact

1. Name and Title of Application Contact: Ken Conwell, Project Engineer	
2. Application Contact Mailing Address: Organization/Firm: Koogler & Associates Street Address: 4014 NW 13th Street City: Gainesville State: FL Zip Code: 32609	
3. Application Contact Telephone Numbers: Telephone: (352) 377-5822 Fax: (352) 377-7158	

Application Processing Information (DEP Use)

1. Date of Receipt of Application:	<i>2-9-2000</i>
2. Permit Number:	<i>0210018 - 004-AC</i>

Purpose of Application

Air Operation Permit Application

This Application for Air Permit is submitted to obtain: (Check one)

- Initial non-Title V air operation permit for one or more existing, but previously unpermitted, emissions units.
- Initial non-Title V air operation permit for one or more newly constructed or modified emissions units.

Current construction permit number: _____

- Non-Title V air operation permit revision to address one or more newly constructed or modified emissions units.

Current construction permit number: _____

Operation permit number to be revised: _____

- Initial non-Title V air operation permit under Rule 62-210.300(2)(b), F.A.C., for an existing facility seeking classification as a synthetic non-Title V source.

Current operation/construction permit number(s):

- Non-Title V air operation permit revision for a synthetic non-Title V source. Give reason for revision; e.g., to address one or more newly constructed or modified emissions units.

Operation permit number to be revised: _____


Reason for revision: _____

Air Construction Permit Application

This Application for Air Permit is submitted to obtain: (Check one)

- Air construction permit to construct or modify one or more emissions units.
- Air construction permit to make federally enforceable an assumed restriction on the potential emissions of one or more existing, permitted emissions units.
- Air construction permit for one or more existing, but unpermitted, emissions units.

Owner/Authorized Representative

1. Name and Title of Owner/Authorized Representative: Mike O'Berry – Manager of Environmental Permitting Services
2. Owner/Authorized Representative Mailing Address: Organization/Firm: Florida Rock Industries, Inc. Street Address: P.O. Box 4667 City: Jacksonville State: FL Zip Code: 32201
3. Owner/Authorized Representative Telephone Numbers: Telephone: (904) 355-1781 Fax: (904) 355-0469
4. Owner/Authorized Representative Statement: <i>I, the undersigned, am the owner or authorized representative* of the facility addressed in this application. I hereby certify, based on information and belief formed after reasonable inquiry, that the statements made in this application are true, accurate and complete and that, to the best of my knowledge, any estimates of emissions reported in this application are based upon reasonable techniques for calculating emissions. The air pollutant emissions units and air pollution control equipment described in this application will be operated and maintained so as to comply with all applicable standards for control of air pollutant emissions found in the statutes of the State of Florida and rules of the Department of Environmental Protection and revisions thereof. I understand that a permit, if granted by the Department, cannot be transferred without authorization from the Department, and I will promptly notify the Department upon sale or legal transfer of any permitted emissions unit.</i>  Signature _____ Date <u>2/7/00</u>

* Attach letter of authorization if not currently on file.

Professional Engineer Certification

1. Professional Engineer Name: Steven C. Cullen, P.E. Registration Number: 45188
2. Professional Engineer Mailing Address: Organization/Firm: Koogler & Associates Street Address: 4014 NW 13th Street City: Gainesville State: FL Zip Code: 32609
3. Professional Engineer Telephone Numbers: Telephone: (352) 377-5822 Fax: (352) 377-7158

4. Professional Engineer Statement:


I, the undersigned, hereby certify, except as particularly noted herein, that:*

(1) To the best of my knowledge, there is reasonable assurance that the air pollutant emissions unit(s) and the air pollution control equipment described in this Application for Air Permit, when properly operated and maintained, will comply with all applicable standards for control of air pollutant emissions found in the Florida Statutes and rules of the Department of Environmental Protection; and

(2) To the best of my knowledge, any emission estimates reported or relied on in this application are true, accurate, and complete and are either based upon reasonable techniques available for calculating emissions or, for emission estimates of hazardous air pollutants not regulated for an emissions unit addressed in this application, based solely upon the materials, information and calculations submitted with this application.

If the purpose of this application is to obtain an air construction permit for one or more proposed new or modified emissions units (check here [X], if so), I further certify that the engineering features of each such emissions unit described in this application have been designed or examined by me or individuals under my direct supervision and found to be in conformity with sound engineering principles applicable to the control of emissions of the air pollutants characterized in this application.

If the purpose of this application is to obtain an initial air operation permit or operation permit revision for one or more newly constructed or modified emissions units (check here [], if so), I further certify that, with the exception of any changes detailed as part of this application, each such emissions unit has been constructed or modified in substantial accordance with the information given in the corresponding application for air construction permit and with all provisions contained in such permit.

A circular professional engineer seal for the State of Florida. The seal contains the text "STATE OF FLORIDA", "PROFESSIONAL ENGINEER", and "S. CULT". The number "5888" is visible. A signature is written over the seal. The word "Signature" is printed below the seal.

Date 1/25/2000

* Attach any exception to certification statement.

Scope of Application

Emissions Unit ID	Description of Emissions Unit	Permit Type	Processing Fee
001	Material Handling – Not Subject to NSPS Subpart OOO	AC1F	\$250.00
002	Diesel Engine for Portable Crushing Unit	AC1E	\$1000.00

Application Processing Fee

Check one: [X] Attached - Amount: \$ 1250.00 [] Not Applicable

Construction/Modification Information

1. Description of Proposed Project or Alterations:

Florida Rock Industries, Inc. is requesting a construction permit for a portable crushing unit to be operated in all of the counties in the state of Florida.

Compliance has been demonstrated for this portable crushing unit.

2. Projected or Actual Date of Commencement of Construction: **Upon DEP Approval**

3. Projected Date of Completion of Construction: **Upon DEP Approval**

Application Comment

[Empty box for Application Comment]

II. FACILITY INFORMATION

A. GENERAL FACILITY INFORMATION

Facility Location and Type

1. Facility UTM Coordinates: Zone: 17 East (km): 467.5 North (km): 2905.8			
2. Facility Latitude/Longitude: Latitude (DD/MM/SS): 26°16'23" Longitude (DD/MM/SS): 81°19'33"			
3. Governmental Facility Code: 0	4. Facility Status Code: A	5. Facility Major Group SIC Code: 14	6. Facility SIC(s): 1422
7. Facility Comment (limit to 500 characters): The facility location given above is the present location of the unit. Any new site location will be provided to FDEP prior to relocation. This portable unit will operate in different locations within the state of Florida based on project requirements.			

Facility Contact

1. Name and Title of Facility Contact: Derril Dupre – Plant Manager
2. Facility Contact Mailing Address: Organization/Firm: Florida Rock Industries, Inc. Street Address: State Road 29, 1 mile south of County Road 858 City: Sunniland State: FL Zip Code: 33934
3. Facility Contact Telephone Numbers: Telephone: (941) 657-3155 Fax: (941) 657-6326

Facility Regulatory Classifications

Check all that apply:

1. <input type="checkbox"/> Small Business Stationary Source?	<input checked="" type="checkbox"/> Unknown
2. <input type="checkbox"/> Synthetic Non-Title V Source?	
3. <input type="checkbox"/> Synthetic Minor Source of Pollutants Other than HAPs?	
4. <input type="checkbox"/> Synthetic Minor Source of HAPs?	
5. <input type="checkbox"/> One or More Emissions Units Subject to NSPS?	
6. <input type="checkbox"/> One or More Emission Units Subject to NESHAP Recordkeeping or Reporting?	
7. Facility Regulatory Classifications Comment (limit to 200 characters):	

Rule Applicability Analysis

The facility is subject to certain provisions of these rules:

- Rule 62-4, FAC**
- Rule 62-204, FAC**
- Rule 62-210, FAC**
- Rule 62-296, FAC**
- Rule 62-297, FAC**

B. FACILITY POLLUTANTS

List of Pollutants Emitted

1. Pollutant Emitted	2. Pollutant Classif.	3. Requested Emissions Cap		4. Basis for Emissions Cap	5. Pollutant Comment
		lb/hour	tons/year		
PM	B				

C. FACILITY SUPPLEMENTAL INFORMATION

Supplemental Requirements

1. Area Map Showing Facility Location: <input type="checkbox"/> Attached, Document ID: _____ <input type="checkbox"/> Not Applicable <input checked="" type="checkbox"/> Waiver Requested Department has on file
2. Facility Plot Plan: <input type="checkbox"/> Attached, Document ID: _____ <input type="checkbox"/> Not Applicable <input checked="" type="checkbox"/> Waiver Requested Department has on file
3. Process Flow Diagram(s): <input checked="" type="checkbox"/> Attached, Document ID: FAC1 <input type="checkbox"/> Not Applicable <input type="checkbox"/> Waiver Requested
4. Precautions to Prevent Emissions of Unconfined Particulate Matter: <input type="checkbox"/> Attached, Document ID: _____ <input type="checkbox"/> Not Applicable <input checked="" type="checkbox"/> Waiver Requested Department has on file
5. Supplemental Information for Construction Permit Application: <input type="checkbox"/> Attached, Document ID: _____ <input checked="" type="checkbox"/> Not Applicable
6. Supplemental Requirements Comment: N/A

III. EMISSIONS UNIT INFORMATION

A separate Emissions Unit Information Section (including subsections A through G as required) must be completed for each emissions unit addressed in this Application for Air Permit. If submitting the application form in hard copy, indicate, in the space provided at the top of each page, the number of this Emissions Unit Information Section and the total number of Emissions Unit Information Sections submitted as part of this application.

A. GENERAL EMISSIONS UNIT INFORMATION

Emissions Unit Description and Status

<p>1. Type of Emissions Unit Addressed in This Section: (Check one)</p> <p><input type="checkbox"/> This Emissions Unit Information Section addresses, as a single emissions unit, a single process or production unit, or activity, which produces one or more air pollutants and which has at least one definable emission point (stack or vent).</p> <p><input type="checkbox"/> This Emissions Unit Information Section addresses, as a single emissions unit, a group of process or production units and activities which has at least one definable emission point (stack or vent) but may also produce fugitive emissions.</p> <p><input checked="" type="checkbox"/> This Emissions Unit Information Section addresses, as a single emissions unit, one or more process or production units and activities which produce fugitive emissions only.</p>		
<p>2. Description of Emissions Unit Addressed in This Section (limit to 60 characters): Cedar Rapids Portable Crushing Unit (KC1038)- Not Subject to NSPS Subpart OOO</p>		
<p>3. Emissions Unit Identification Number: ID: 001</p>		<p><input type="checkbox"/> No ID <input type="checkbox"/> ID Unknown</p>
<p>4. Emissions Unit Status Code: A</p>	<p>5. Initial Startup Date: N/A</p>	<p>6. Emissions Unit Major Group SIC Code: 14</p>
<p>7. Emissions Unit Comment: (Limit to 500 Characters)</p> <p>A Cedar Rapids Portable Crushing Unit – KC1038 is operated by Florida Rock.</p>		

Emissions Unit Information Section 1 of 2

B. EMISSION POINT (STACK/VENT) INFORMATION

Emission Point Description and Type

1. Identification of Point on Plot Plan or Flow Diagram? Cedar Rapids Portable Crushing Unit - KC1038		2. Emission Point Type Code: 3	
3. Descriptions of Emission Points Comprising this Emissions Unit for VE Tracking (limit to 100 characters per point):			
Affected Facility	Description	Size	
Crusher 4340	Crusher	300 TPH	
Vibrating Feeder	Screening Operation	80 ft²	
Under Crusher Delivery	Belt Conveyor	36"	
Reversing Fines	Belt Conveyor	36"	
Discharge Conveyor	Belt Conveyor	36"	
4. ID Numbers or Descriptions of Emission Units with this Emission Point in Common: N/A			
5. Discharge Type Code: F	6. Stack Height: N/A feet	7. Exit Diameter: N/A feet	
8. Exit Temperature: Ambient, 77°F	9. Actual Volumetric Flow Rate: N/A acfm	10. Water Vapor: N/A %	
11. Maximum Dry Standard Flow Rate: N/A dscfm		12. Nonstack Emission Point Height: 0 feet	
13. Emission Point UTM Coordinates: Zone: East (km): North (km):			
14. Emission Point Comment (limit to 200 characters):			

Emissions Unit Information Section 1 of 2

C. SEGMENT (PROCESS/FUEL) INFORMATION

Segment Description and Rate: Segment 1 of 1

1. Segment Description (Process/Fuel Type) (limit to 500 characters): Mineral Products: Stone Quarrying/Processing: General		
2. Source Classification Code (SCC): 3-05-020-99		3. SCC Units: Tons Processed
4. Maximum Hourly Rate: 300 Tons Processed	5. Maximum Annual Rate: 2,628,000 Tons Processed	6. Estimated Annual Activity Factor:
7. Maximum % Sulfur: N/A	8. Maximum % Ash: N/A	9. Million Btu per SCC Unit: N/A
10. Segment Comment (limit to 200 characters): The KC1038 Portable Crushing Unit is not subject to NSPS, and has a processing rate of 300 TPH. 300 TPH x 8760 hr/yr = 2,628,000 tons/year		

Segment Description and Rate: Segment _____ of _____

1. Segment Description (Process/Fuel Type) (limit to 500 characters):		
2. Source Classification Code (SCC):		3. SCC Units:
4. Maximum Hourly Rate:	5. Maximum Annual Rate:	6. Estimated Annual Activity Factor:
7. Maximum % Sulfur:	8. Maximum % Ash:	9. Million Btu per SCC Unit:
10. Segment Comment (limit to 200 characters):		

D. EMISSIONS UNIT POLLUTANT DETAIL INFORMATION

Potential Emissions

1. Pollutant Emitted: PM		2. Pollutant Regulatory Code: NS	
3. Primary Control Device Code:	4. Secondary Control Device Code:	5. Total Percent Efficiency of Control:	
6. Potential Emissions: 0.84 lb/hour 3.68 tons/year		7. Synthetically Limited? []	
8. Emission Factor: 0.0028 lb/ton Reference: AP-42 Version 5 Table 11.19.2-2		9. Emissions Method Code: 3	
10. Calculation of Emissions (limit to 600 characters): Hourly: 300 ton/hr x 0.0028 lb/ton = 0.84 lb/hr Annual: 0.84 lb/ton x 8760 hr/yr x 1 ton/2000 lb = 3.68 tons/yr			
11. Pollutant Potential Emissions Comment (limit to 200 characters): Screening (controlled) = 1 x 2.1 x 0.00084 lb/ton = 0.00176 lb/ton Conveyor transfer point (controlled) = 3 x 2.1 x 0.000048 lb/ton = 0.0003 lb/ton Crusher = 0.0007 lb/ton Emission Factor = 0.00176 lb/ton + 0.0003 lb/ton + 0.0007 lb/ton = 0.00276 lb/ton			

Allowable Emissions Allowable Emissions _____ of _____

1. Basis for Allowable Emissions Code: N/A	2. Future Effective Date of Allowable Emissions:
3. Requested Allowable Emissions and Units:	4. Equivalent Allowable Emissions: <div style="display: flex; justify-content: space-around;"> lb/hour tons/year </div>
5. Method of Compliance (limit to 60 characters):	
6. Allowable Emissions Comment (Desc. of Operating Method) (limit to 200 characters):	

Emissions Unit Information Section 1 of 2

Pollutant Detail Information Page 2 of 2

D. EMISSIONS UNIT POLLUTANT DETAIL INFORMATION

Potential Emissions

1. Pollutant Emitted: PM10		2. Pollutant Regulatory Code: NS	
3. Primary Control Device Code:	4. Secondary Control Device Code:	5. Total Percent Efficiency of Control:	
6. Potential Emissions: 0.51 lb/hour 2.23 tons/year		7. Synthetically Limited? []	
8. Emission Factor: 0.0017 lb/ton Reference: AP-42 Version 5 Table 11.19.2-2		9. Emissions Method Code: 3	
10. Calculation of Emissions (limit to 600 characters): Hourly: 300 ton/hr x 0.0017 lb/ton = 0.51 lb/hr Annual: 0.51 lb/ton x 8760 hr/yr x 1 ton/2000 lb = 2.23 tons/yr			
11. Pollutant Potential Emissions Comment (limit to 200 characters): Screening (controlled) = 0.00084 lb/ton Conveyor transfer point (controlled) = 3 x 0.000048 lb/ton = 0.00014 lb/ton Crusher = 0.0007 lb/ton Emission Factor = 0.00084 lb/ton + 0.00014 lb/ton + 0.0007 lb/ton = 0.0017 lb/ton			

Allowable Emissions Allowable Emissions _____ of _____

1. Basis for Allowable Emissions Code: N/A	2. Future Effective Date of Allowable Emissions:
3. Requested Allowable Emissions and Units:	4. Equivalent Allowable Emissions: <div style="display: flex; justify-content: space-around;"> lb/hour tons/year </div>
5. Method of Compliance (limit to 60 characters):	
6. Allowable Emissions Comment (Desc. of Operating Method) (limit to 200 characters):	

Emissions Unit Information Section 1 of 2

**E. VISIBLE EMISSIONS INFORMATION
(Only Emissions Units Subject to a VE Limitation)**

Visible Emissions Limitation: Visible Emissions Limitation 1 of 1

1. Visible Emissions Subtype: VE20	2. Basis for Allowable Opacity: <input checked="" type="checkbox"/> Rule <input type="checkbox"/> Other
3. Requested Allowable Opacity: Normal Conditions: 20% Exceptional Conditions: N/A % Maximum Period of Excess Opacity Allowed: N/A min/hour	
4. Method of Compliance: Reasonable Precautions. No demonstration of compliance required.	
5. Visible Emissions Comment (limit to 200 characters): General VE Standard Crusher 4340 Grizzly Feeder Under Crusher Delivery Reversing Fines Conveyor Discharge Conveyor	

**F. CONTINUOUS MONITOR INFORMATION
(Only Emissions Units Subject to Continuous Monitoring)**

Continuous Monitoring System: Continuous Monitor _____ of _____

1. Parameter Code: N/A	2. Pollutant(s):
3. CMS Requirement: Other	<input type="checkbox"/> Rule <input type="checkbox"/>
4. Monitor Information: Manufacturer: Model Number: Serial Number:	
5. Installation Date:	6. Performance Specification Test Date:
7. Continuous Monitor Comment (limit to 200 characters):	

Emissions Unit Information Section 1 of 2

G. EMISSIONS UNIT SUPPLEMENTAL INFORMATION

Supplemental Requirements

1. Process Flow Diagram <input checked="" type="checkbox"/> Attached, Document ID: FAC1 <input type="checkbox"/> Not Applicable <input type="checkbox"/> Waiver Requested
2. Fuel Analysis or Specification <input type="checkbox"/> Attached, Document ID: _____ <input checked="" type="checkbox"/> Not Applicable <input type="checkbox"/> Waiver Requested
3. Detailed Description of Control Equipment <input type="checkbox"/> Attached, Document ID: _____ <input checked="" type="checkbox"/> Not Applicable <input type="checkbox"/> Waiver Requested
4. Description of Stack Sampling Facilities <input type="checkbox"/> Attached, Document ID: _____ <input checked="" type="checkbox"/> Not Applicable <input type="checkbox"/> Waiver Requested
5. Compliance Test Report <input type="checkbox"/> Attached, Document ID: _____ <input type="checkbox"/> Previously submitted, Date: _____ <input checked="" type="checkbox"/> Not Applicable
6. Procedures for Startup and Shutdown <input type="checkbox"/> Attached, Document ID: _____ <input checked="" type="checkbox"/> Not Applicable <input type="checkbox"/> Waiver Requested
7. Operation and Maintenance Plan <input type="checkbox"/> Attached, Document ID: _____ <input checked="" type="checkbox"/> Not Applicable <input type="checkbox"/> Waiver Requested
8. Supplemental Information for Construction Permit Application <input type="checkbox"/> Attached, Document ID: _____ <input checked="" type="checkbox"/> Not Applicable
9. Other Information Required by Rule or Statute <input type="checkbox"/> Attached, Document ID: _____ <input checked="" type="checkbox"/> Not Applicable
10. Supplemental Requirements Comment:

III. EMISSIONS UNIT INFORMATION

A separate Emissions Unit Information Section (including subsections A through G as required) must be completed for each emissions unit addressed in this Application for Air Permit. If submitting the application form in hard copy, indicate, in the space provided at the top of each page, the number of this Emissions Unit Information Section and the total number of Emissions Unit Information Sections submitted as part of this application.

A. GENERAL EMISSIONS UNIT INFORMATION

Emissions Unit Description and Status

<p>1. Type of Emissions Unit Addressed in This Section: (Check one)</p> <p><input checked="" type="checkbox"/> This Emissions Unit Information Section addresses, as a single emissions unit, a single process or production unit, or activity, which produces one or more air pollutants and which has at least one definable emission point (stack or vent).</p> <p><input type="checkbox"/> This Emissions Unit Information Section addresses, as a single emissions unit, a group of process or production units and activities which has at least one definable emission point (stack or vent) but may also produce fugitive emissions.</p> <p><input type="checkbox"/> This Emissions Unit Information Section addresses, as a single emissions unit, one or more process or production units and activities which produce fugitive emissions only.</p>		
<p>3. Description of Emissions Unit Addressed in This Section (limit to 60 characters): Diesel Engine for Cedar Rapids Portable Crushing Unit – KC1038</p>		
<p>3. Emissions Unit Identification Number: ID: 002</p>		<p><input type="checkbox"/> No ID <input type="checkbox"/> ID Unknown</p>
<p>4. Emissions Unit Status Code: A</p>	<p>6. Initial Startup Date: N/A</p>	<p>6. Emissions Unit Major Group SIC Code: 14</p>
<p>7. Emissions Unit Comment: (Limit to 500 Characters)</p> <p>The Cedar Rapids Portable Crushing Unit has a diesel power unit (Detroit 1271).</p>		

Emissions Unit Information Section 2 of 2

B. EMISSION POINT (STACK/VENT) INFORMATION

Emission Point Description and Type

1. Identification of Point on Plot Plan or Flow Diagram? Diesel Engines		2. Emission Point Type Code: 3	
3. Descriptions of Emission Points Comprising this Emissions Unit for VE Tracking (limit to 100 characters per point): Diesel Engine (Detroit 1271)			
4. ID Numbers or Descriptions of Emission Units with this Emission Point in Common: N/A			
5. Discharge Type Code: V	6. Stack Height: ~10 feet	7. Exit Diameter: N/A feet	
8. Exit Temperature: ~350°F	9. Actual Volumetric Flow Rate: N/A acfm	10. Water Vapor: N/A %	
11. Maximum Dry Standard Flow Rate: N/A dscfm		12. Nonstack Emission Point Height: N/A feet	
13. Emission Point UTM Coordinates: Zone: East (km): North (km):			
14. Emission Point Comment (limit to 200 characters):			

Emissions Unit Information Section 2 of 2

C. SEGMENT (PROCESS/FUEL) INFORMATION

Segment Description and Rate: Segment 1 of 1

1. Segment Description (Process/Fuel Type) (limit to 500 characters): Internal Combustion Engines: Industrial: Diesel: Reciprocating		
2. Source Classification Code (SCC): 2-02-001-02		3. SCC Units: Thousand Gallons Burned
4. Maximum Hourly Rate: 0.0075 Thousand Gallons Burned	5. Maximum Annual Rate: 65.7 Thousand Gallons Burned	6. Estimated Annual Activity Factor:
7. Maximum % Sulfur: 0.5	8. Maximum % Ash: N/A	9. Million Btu per SCC Unit: 140
10. Segment Comment (limit to 200 characters): Hourly: 7.5 gal/hr x 0.001 Thousand Gallons/gal = 0.0075 Thousand Gallons Burned/hr Annual: 0.0075 Thousand Gallons/hr x 8760 hr/yr = 65.7 Thousand Gallons Burned		

Segment Description and Rate: Segment _____ of _____

1. Segment Description (Process/Fuel Type) (limit to 500 characters):		
2. Source Classification Code (SCC):		3. SCC Units:
4. Maximum Hourly Rate:	5. Maximum Annual Rate:	6. Estimated Annual Activity Factor:
7. Maximum % Sulfur:	8. Maximum % Ash:	9. Million Btu per SCC Unit:
10. Segment Comment (limit to 200 characters):		

D. EMISSIONS UNIT POLLUTANT DETAIL INFORMATION

Potential Emissions

1. Pollutant Emitted: PM/PM10		2. Pollutant Regulatory Code: NS	
3. Primary Control Device Code:	4. Secondary Control Device Code:	5. Total Percent Efficiency of Control:	
6. Potential Emissions: 0.33 lb/hour 1.45 tons/year		7. Synthetically Limited? []	
8. Emission Factor: 0.31 lb/mmBtu Reference: AP-42 Version 5 Table 3.3-2		9. Emissions Method Code: 3	
10. Calculation of Emissions (limit to 600 characters): Hourly: 0.31 lb/mmBtu x 1.05 mmBtu/hr = 0.33 lb/hr Annual: 0.33 lb/hr x 8760 hr/yr x 1 ton/2000 lb = 1.45 tons/yr			
11. Pollutant Potential Emissions Comment (limit to 200 characters):			

Allowable Emissions Allowable Emissions _____ of _____

1. Basis for Allowable Emissions Code: N/A	2. Future Effective Date of Allowable Emissions:
3. Requested Allowable Emissions and Units:	4. Equivalent Allowable Emissions: <div style="display: flex; justify-content: space-around;"> lb/hour tons/year </div>
5. Method of Compliance (limit to 60 characters):	
6. Allowable Emissions Comment (Desc. of Operating Method) (limit to 200 characters):	

D. EMISSIONS UNIT POLLUTANT DETAIL INFORMATION

Potential Emissions

1. Pollutant Emitted: NOx		2. Pollutant Regulatory Code: NS	
3. Primary Control Device Code:	4. Secondary Control Device Code:	5. Total Percent Efficiency of Control:	
6. Potential Emissions: 4.6 lb/hour 20.15 tons/year		7. Synthetically Limited? []	
8. Emission Factor: 4.41 lb/mmBtu Reference: AP-42 Version 5 Table 3.3-2		9. Emissions Method Code: 3	
10. Calculation of Emissions (limit to 600 characters): Hourly: 4.41 lb/mmBtu x 1.05 mmBtu/hr = 4.6 lb/hr Annual: 4.6 lb/hr x 8760 hr/yr x 1 ton/2000 lb = 20.15 tons/yr			
9. Pollutant Potential Emissions Comment (limit to 200 characters):			

Allowable Emissions Allowable Emissions _____ of _____

1. Basis for Allowable Emissions Code: N/A	2. Future Effective Date of Allowable Emissions:
3. Requested Allowable Emissions and Units:	4. Equivalent Allowable Emissions: <div style="display: flex; justify-content: space-around;"> lb/hour tons/year </div>
5. Method of Compliance (limit to 60 characters):	
6. Allowable Emissions Comment (Desc. of Operating Method) (limit to 200 characters):	

D. EMISSIONS UNIT POLLUTANT DETAIL INFORMATION

Potential Emissions

1. Pollutant Emitted: CO		2. Pollutant Regulatory Code: NS	
3. Primary Control Device Code:	4. Secondary Control Device Code:	5. Total Percent Efficiency of Control:	
6. Potential Emissions: 1.0 lb/hour 4.38 tons/year		7. Synthetically Limited? []	
8. Emission Factor: 0.95 lb/mmBtu Reference: AP-42 Version 5 Table 3.3-2		9. Emissions Method Code: 3	
10. Calculation of Emissions (limit to 600 characters): Hourly: 0.95 lb/mmBtu x 1.05 mmBtu/hr = 1.0 lb/hr Annual: 1.0 lb/hr x 8760 hr/yr x 1 ton/2000 lb = 4.38 tons/yr			
11. Pollutant Potential Emissions Comment (limit to 200 characters):			

Allowable Emissions Allowable Emissions _____ of _____

1. Basis for Allowable Emissions Code: N/A	2. Future Effective Date of Allowable Emissions:
3. Requested Allowable Emissions and Units:	4. Equivalent Allowable Emissions: lb/hour tons/year
5. Method of Compliance (limit to 60 characters):	
6. Allowable Emissions Comment (Desc. of Operating Method) (limit to 200 characters):	

D. EMISSIONS UNIT POLLUTANT DETAIL INFORMATION

Potential Emissions

1. Pollutant Emitted: SOx		2. Pollutant Regulatory Code: NS	
3. Primary Control Device Code:	4. Secondary Control Device Code:	5. Total Percent Efficiency of Control:	
6. Potential Emissions: 0.3 lb/hour 1.31 tons/year		7. Synthetically Limited? []	
8. Emission Factor: 0.29 lb/mmBtu Reference: AP-42 Version 5 Table 3.3-2		9. Emissions Method Code: 3	
10. Calculation of Emissions (limit to 600 characters): Hourly: 0.29 lb/mmBtu x 1.05 mmBtu/hr = 0.3 lb/hr Annual: 0.3 lb/hr x 8760 hr/yr x 1 ton/2000 lb = 1.31 tons/yr			
11. Pollutant Potential Emissions Comment (limit to 200 characters):			

Allowable Emissions Allowable Emissions _____ of _____

1. Basis for Allowable Emissions Code: N/A	2. Future Effective Date of Allowable Emissions:
3. Requested Allowable Emissions and Units:	4. Equivalent Allowable Emissions: lb/hour tons/year
5. Method of Compliance (limit to 60 characters):	
6. Allowable Emissions Comment (Desc. of Operating Method) (limit to 200 characters):	

E. VISIBLE EMISSIONS INFORMATION
(Only Emissions Units Subject to a VE Limitation)

Visible Emissions Limitation: Visible Emissions Limitation _____ of _____

1. Visible Emissions Subtype: VE20	2. Basis for Allowable Opacity: [<input checked="" type="checkbox"/>] Rule [] Other
3. Requested Allowable Opacity: Normal Conditions: 20 % Exceptional Conditions: _____ % Maximum Period of Excess Opacity Allowed: _____ min/hour	
4. Method of Compliance: No demonstration of compliance required.	
4. Visible Emissions Comment (limit to 200 characters): General VE Standard	

F. CONTINUOUS MONITOR INFORMATION
(Only Emissions Units Subject to Continuous Monitoring)

Continuous Monitoring System: Continuous Monitor _____ of _____

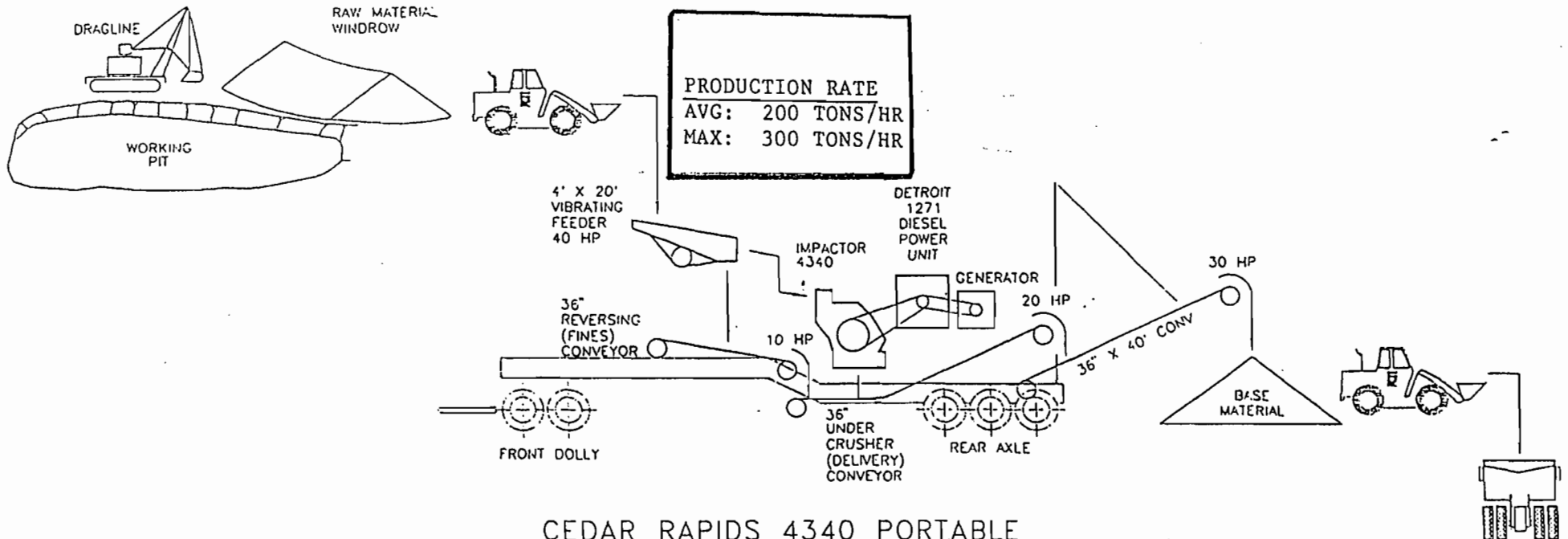
1. Parameter Code: N/A	2. Pollutant(s):
3. CMS Requirement: Other	[] Rule []
4. Monitor Information: Manufacturer: Model Number: Serial Number:	
5. Installation Date:	6. Performance Specification Test Date:
7. Continuous Monitor Comment (limit to 200 characters):	

Emissions Unit Information Section 2 of 2

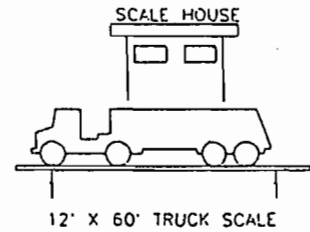
G. EMISSIONS UNIT SUPPLEMENTAL INFORMATION

Supplemental Requirements

1. Process Flow Diagram <input checked="" type="checkbox"/> Attached, Document ID: FAC1 <input type="checkbox"/> Not Applicable <input type="checkbox"/> Waiver Requested
2. Fuel Analysis or Specification <input type="checkbox"/> Attached, Document ID: _____ <input type="checkbox"/> Not Applicable <input checked="" type="checkbox"/> Waiver Requested
3. Detailed Description of Control Equipment <input type="checkbox"/> Attached, Document ID: _____ <input checked="" type="checkbox"/> Not Applicable <input type="checkbox"/> Waiver Requested
4. Description of Stack Sampling Facilities <input type="checkbox"/> Attached, Document ID: _____ <input checked="" type="checkbox"/> Not Applicable <input type="checkbox"/> Waiver Requested
5. Compliance Test Report <input type="checkbox"/> Attached, Document ID: _____ <input type="checkbox"/> Previously submitted, Date: _____ <input checked="" type="checkbox"/> Not Applicable
6. Procedures for Startup and Shutdown <input type="checkbox"/> Attached, Document ID: _____ <input checked="" type="checkbox"/> Not Applicable <input type="checkbox"/> Waiver Requested
7. Operation and Maintenance Plan <input type="checkbox"/> Attached, Document ID: _____ <input checked="" type="checkbox"/> Not Applicable <input type="checkbox"/> Waiver Requested
8. Supplemental Information for Construction Permit Application <input type="checkbox"/> Attached, Document ID: _____ <input checked="" type="checkbox"/> Not Applicable
9. Other Information Required by Rule or Statute <input type="checkbox"/> Attached, Document ID: _____ <input checked="" type="checkbox"/> Not Applicable
10. Supplemental Requirements Comment:



CEDAR RAPIDS 4340 PORTABLE
 IMPACT PLANT
 (S/N 37496 KC1038)



REVISED NUMBER		105-07-001	SCALE	MTS
SUNNILAND QUARRY				
SCHEMATIC FLOW SHEET				
IMMOKALEE, FLORIDA				
FLORIDA ROCK INDUSTRIES, INC.				
IMMOKALEE, FLORIDA				
1	8-23-95	UPDATE DRIVE DATA	BS	BS
0	8-8-95	FIRST ISSUE	R/N	(DWH)
BY	DATE	DESCRIPTION	BY	DATE
DRAWN BY			DATE	
CHECKED BY			DATE	
ENGINEERING DEPT.			JACKSONVILLE, FLORIDA	