

TITLE V PERMIT APPLICATION

SOUTH BROWARD WASTE-TO-ENERGY FACILITY

***WHEELABRATOR SOUTH BROWARD, INC.
Ft. Lauderdale, Florida***

JUNE 1996
REVISION - 0



*Wheelabrator
Environmental
Systems Inc.*

RUST ENVIRONMENT &
INFRASTRUCTURE



Wheelabrator South Broward Inc.

Thomas D. Kirk
Plant Manager

4400 South State Road 7
Ft. Lauderdale, FL 33314
Tel. 305-581-6606
Fax. 305-581-6705

June 14, 1996

VIA FEDERAL EXPRESS
#8784352220

Mr. John Brown
Florida Department of Environmental Protection
Twin Towers Office Building
2600 Blair Stone Road
Tallahassee, Fl 32399-2400

RECEIVED

JUN 17 1996

BUREAU OF
AIR REGULATION

Re: Wheelabrator South Broward
PPSC 85-21
Title V Application

Dear Mr. Brown:

Please find enclosed four copies of Wheelabrator South Broward's Title V Application.

If there are any questions, please contact this office at (954) 581-6606.

Very truly yours,

William F. Buckley Jr.
for

Thomas D. Kirk
Plant Manager

Enclosures

960614.TDK.ch

cc: Carlos Rivero DeAguiar - FDEP - W. Palm Beach (without)
Chuck Faller (with)
Frank Ferraro (without)
Tim Porter (without)
Don Markley (without)
Tom Henderson (without)
File: 3.7.2 (without)
5.1.3.2 (without)

FedEx USA Airbill

Tracking Number

8784352220

Recipient's Copy

36 100 63680236 6003M

1 From
Date 6/14/96
Sender's Name T. D. KIRK Phone 305-581-6606
Company WHEELABRATOR TECHNOLOGIES INC
Address 4400 S STATE ROAD 7
City FT LAUDERDALE State FL Zip 33314

2 Your Internal Billing Reference Information _____

3 To
Recipient's Name MR. JOHN BROWN Phone (904) 488-1344
Company FLORIDA DEPT. OF ENVIRONMENTAL PROT.
TWIN TOWERS OFFICE BLDG.
Address 2600 BLAIR STONE RD.
City TALLAHASSEE State FL Zip 32399-2400

For HOLD at FedEx Location check here
 Hold Weekday (Not available with FedEx First Overnight)
 Hold Saturday (Not available at all locations; Not available with FedEx First Overnight or FedEx Standard Overnight)

For Saturday Delivery check here
 (Extra Charge. Not available to all locations; Not available with FedEx First Overnight or FedEx Standard Overnight)

4 Service Delivery commitment may be later in some areas.
 FedEx Priority Overnight (Next business morning) FedEx Standard Overnight (Next business afternoon) FedEx 2Day* (Second business day)
 FedEx Govt. Overnight (Authorized user only) DESCRIPTION
 FedEx Overnight Freight FedEx 2Day Freight
(For packages over 150 pounds. Call for delivery schedule.)
 NEW FedEx First Overnight (Earliest next business morning delivery to select locations; Higher rates apply) *FedEx Letter Rate not available. Minimum charge: One pound FedEx 2Day rate.

5 Packaging
 FedEx Letter* FedEx Pak* FedEx Box FedEx Tube Other Packaging
Declared value limit \$500.

6 Special Handling
Does this shipment contain dangerous goods? Yes (As per attached Shipper's Declaration) Yes (Shipper's Declaration not required)
 Dry Ice (Dry Ice, 9, UN 1845 III; Dangerous Goods Shipper's Declaration not required) kg. 904 CA Cargo Aircraft Only

7 Payment
Bill to: Sender (Account no. in Section 1 will be billed) Recipient Third Party Credit Card Cash/Check
 Obtain Recipient FedEx Account No. (Enter FedEx account no. or Credit Card no. below)

Total Packages 1 Total Weight 10.0 Total Declared Value 00 Total Charges 00
*When declaring a value higher than \$100 per package, you pay an additional charge. See SERVICE CONDITIONS, DECLARED VALUE AND LIMIT OF LIABILITY section for further information. Credit Card Auth.

8 Release Signature

Your signature authorizes Federal Express to deliver this shipment without obtaining a signature and agrees to indemnify and hold harmless Federal Express from any resulting claims.

232

FORM ID NO.
0200WCSL 1195
Rev. Date 10/95 • PART #147381
©1994-95 FedEx • PRINTED IN U.S.A.

FedEX USA Airbill

Tracking Number

8784352216

Recipient's Copy

100 63680236 6003M

1 From Date 6/15/14

Sender's Name T. D. KIRK Phone 305-581-6606

Company ANGELABRATOR TECHNOLOGIES INC Dept./Floor/Suite/Room

Address 4400 S STATE ROAD 7

City FT LAUDERDALE State FL Zip 33314

2 Your Internal Billing Reference Information

3 To Recipient's Name MR. JOHN BROWN Phone 904 488-1344

Company FLORIDA DEPT. OF ENVIRONMENTAL PROT. Dept./Floor/Suite/Room

Address 1414 TOWERS OFFICE BLDG. 2600 BLAIR STONE RD

City TALLAHASSEE State FL Zip 32309-2400

For HOLD at FedEx Location check here For Saturday Delivery check here



4 Service Delivery commitment may be later in some areas.

Service options: FedEx Priority Overnight, FedEx Standard Overnight, FedEx 2Day*, FedEx Govt. Overnight, FedEx Overnight Freight, FedEx 2Day Freight, NEW FedEx First Overnight.

5 Packaging: FedEx Letter, FedEx Pak*, FedEx Box, FedEx Tube, Other Packaging.

6 Special Handling: Does this shipment contain dangerous goods? Dry Ice, CA Cargo Aircraft Only.

7 Payment: Bill to: Sender, Recipient, Third Party, Credit Card, Cash/Check.



Total Packages, Total Weight, Total Declared Value, Total Charges

*When declaring a value higher than \$500 per package, you pay an additional charge. See SERVICE CONDITIONS, DECLARED VALUE AND LIMIT OF LIABILITY section for further information.

8 Release Signature

Your signature authorizes Federal Express to deliver this shipment without obtaining a signature and agrees to indemnify and hold harmless Federal Express from any resulting claims.

232

FORM ID NO. 0200

WCSL 1195 Rev. Date 10/95 • PART #147381 ©1994-95 FedEx • PRINTED IN U.S.A.

TABLE OF CONTENTS

6/17/96

FACILITY INFORMATION

EMISSION UNIT INFORMATION

Boiler No. 1
Boiler No. 2
Boiler No. 3
Lime Silo
Ash Handling System

EXHIBITS

- F-1 Area Map
- F-2 Site Plan
- F-3 Process Flow Diagram
- F-4 Precautions to Prevent Emissions of Unconfined Particulate Matter
- F-5 List of Proposed Exempt Activities
- F-6 Compliance Report
- F-7 Compliance Certification
- 1-1 Boiler Process Flow Diagram - (Typical of all 3 boilers)
- 1-2 Boiler Detailed Description of Control Equipment - (Typical of all 3 boilers)
- 1-3 Boiler Description of Stack Sampling Facilities - (Typical of all 3 boilers)
- 1-4 Boiler Procedures for Startup and Shutdown - (Typical of all 3 boilers)
- 1-5 Boiler Alternative Methods of Operation - (Typical of all 3 boilers)
- 1-6 Boiler Identification of Additional Applicable Requirements - (Typical of all 3 boilers)
- 4-1 Lime Silo - Process Flow Diagram
- 4-2 Lime Silo - Detailed Description of Control Equipment
- 4-3 Lime Silo - Identification of Additional Applicable Requirements
- 5-1 Ash Handling System - Process Flow Diagram
- 5-2 Ash Handling System - Detailed Description of Control Equipment
- 5-3 Ash Handling System - Identification of Additional Applicable Requirements

Department of Environmental Protection

DIVISION OF AIR RESOURCES MANAGEMENT APPLICATION FOR AIR PERMIT - LONG FORM

See Instructions for Form No. 62-210.900(1)

I. APPLICATION INFORMATION

This section of the Application for Air Permit form identifies the facility and provides general information on the scope and purpose of this application. This section also includes information on the owner or authorized representative of the facility (or the responsible official in the case of a Title V source) and the necessary statements for the applicant and professional engineer, where required, to sign and date for formal submittal of the Application for Air Permit to the Department. If the application form is submitted to the Department using ELSA, this section of the Application for Air Permit must also be submitted in hard-copy.

Identification of Facility Addressed in This Application

Enter the name of the corporation, business, governmental entity, or individual that has ownership or control of the facility; the facility site name, if any; and the facility's physical location. If known, also enter the facility identification number.

1. Facility Owner/Company Name:		Wheelabrator South Broward, Inc.	
2. Site Name:		Wheelabrator South Broward, Inc.	
3. Facility Identification Number:		0112119	[] Unknown
4. Facility Location:		4400 South State Road 7	
Street Address or Other Locator:		4400 South State Road 7	
City: Ft. Lauderdale	County: Broward	Zip Code: 33314	
5. Relocatable Facility? [] Yes [<input checked="" type="checkbox"/>] No		6. Existing Permitted Facility? [<input checked="" type="checkbox"/>] Yes [] No	

Application Processing Information (DEP Use)

1. Date of Receipt of Application:	
2. Permit Number:	
3. PSD Number (if applicable):	
4. Siting Number (if applicable):	

Purpose of Application and Category

Check one (except as otherwise indicated):

Category I: All Air Operation Permit Applications Subject to Processing Under Chapter 62-213, F.A.C.

This Application for Air Permit is submitted to obtain:

- Initial air operation permit under Chapter 62-213, F.A.C., for an existing facility which is classified as a Title V source.
- Initial air operation permit under Chapter 62-213, F.A.C., for a facility which, upon start up of one or more newly constructed or modified emissions units addressed in this application, would become classified as a Title V source.

Current construction permit number: _____

- Air operation permit renewal under Chapter 62-213, F.A.C., for a Title V source.

Operation permit to be renewed: _____

- Air operation permit revision for a Title V source to address one or more newly constructed or modified emissions units addressed in this application.

Current construction permit number: _____

Operation permit to be revised: _____

- Air operation permit revision or administrative correction for a Title V source to address one or more proposed new or modified emissions units and to be processed concurrently with the air construction permit application. Also check Category III.

Operation permit to be revised/corrected: _____

- Air operation permit revision for a Title V source for reasons other than construction or modification of an emissions unit. Give reason for the revision; e.g., to comply with a new applicable requirement or to request approval of an "Early Reductions" proposal.

Operation permit to be revised: _____

Reason for revision: _____

Category II: All Air Operation Permit Applications Subject to Processing Under Rule 62-210.300(2)(b), F.A.C.

This Application for Air Permit is submitted to obtain:

- Initial air operation permit under Rule 62-210.300(2)(b), F.A.C., for an existing facility seeking classification as a synthetic non-Title V source.

Current operation/construction permit number(s): _____

- Renewal air operation permit under Rule 62-210.300(2)(b), F.A.C., for a synthetic non-Title V source.

Operation permit to be renewed: _____

- Air operation permit revision for a synthetic non-Title V source. Give reason for revision; e.g., to address one or more newly constructed or modified emissions units.

Operation permit to be revised: _____

Reason for revision: _____

Category III: All Air Construction Permit Applications for All Facilities and Emissions Units

This Application for Air Permit is submitted to obtain:

- Air construction permit to construct or modify one or more emissions units within a facility (including any facility classified as a Title V source).

Current operation permit number(s), if any: _____

- Air construction permit to make federally enforceable an assumed restriction on the potential emissions of one or more existing, permitted emissions units.

Current operation permit number(s): _____

- Air construction permit for one or more existing, but unpermitted, emissions units.

Application Processing Fee

Check one:

[] Attached - Amount: \$ _____ [X] Not Applicable.

Construction/Modification Information

1. Description of Proposed Project or Alterations:
2. Projected or Actual Date of Commencement of Construction:
3. Projected Date of Completion of Construction:

Professional Engineer Certification

1. Professional Engineer Name: James Jackson Smith Registration Number: 36535
2. Professional Engineer Mailing Address: Organization/Firm: Rust Engineering & Construction Street Address: 100 Corporate Parkway City: Birmingham State: AL Zip Code: 35242
3. Professional Engineer Telephone Numbers: Telephone: (205) 995 - 7361 Fax: (205) 995 - 6114

4. Professional Engineer Statement:

I, the undersigned, hereby certify, except as particularly noted herein, that:*

(1) To the best of my knowledge, there is reasonable assurance that the air pollutant emissions unit(s) and the air pollution control equipment described in this Application for Air Permit, when properly operated and maintained, will comply with all applicable standards for control of air pollutant emissions found in the Florida Statutes and rules of the Department of Environmental Protection; and

(2) To the best of my knowledge, any emission estimates reported or relied on in this application are true, accurate, and complete and are either based upon reasonable techniques available for calculating emissions or, for emission estimates of hazardous air pollutants not regulated for an emissions unit addressed in this application, based solely upon the materials, information and calculations submitted with this application.


If the purpose of this application is to obtain a Title V source air operation permit (check here [X] if so), I further certify that each emissions unit described in this Application for Air Permit, when properly operated and maintained, will comply with the applicable requirements identified in this application to which the unit is subject, except those emissions units for which a compliance schedule is submitted with this application.

If the purpose of this application is to obtain an air construction permit for one or more proposed new or modified emissions units (check here [] if so), I further certify that the engineering features of each such emissions unit described in this application have been designed or examined by me or individuals under my direct supervision and found to be in conformity with sound engineering principles applicable to the control of emissions of the air pollutants characterized in this application.

If the purpose of this application is to obtain an initial air operation permit or operation permit revision for one or more newly constructed or modified emissions units (check here [] if so), I further certify that, with the exception of any changes detailed as part of this application, each such emissions unit has been constructed or modified in substantial accordance with the information given in the corresponding application for air construction permit and with all provisions contained in such permit.

James Jackson Smith
Signature

6-12-96
Date



* Attach any exception to certification statement. [See attached exception statement]

Exception to Professional Engineer Statement

The undersigned was not responsible for preparing the operation and maintenance manuals for the air pollution control equipment described herein. The undersigned is also not responsible for the proper day-to-day operation and maintenance of the air pollution control equipment described herein.

II. FACILITY INFORMATION

A. GENERAL FACILITY INFORMATION

Facility Location and Type

1. Facility UTM Coordinates: Zone: 17 East (km): 579.54 North (km): 2883.34			
2. Facility Latitude/Longitude: Latitude (DD/MM/SS): 26/04/07 Longitude (DD/MM/SS): 80/12/19			
3. Governmental Facility Code: 0	4. Facility Status Code: A	5. Facility Major Group SIC Code: 49	6. Facility SIC(s): 4953
7. Facility Comment (limit to 500 characters): 			

Facility Contact

1. Name and Title of Facility Contact: Chuck Faller, Environmental Safety and Compliance Director			
2. Facility Contact Mailing Address: Organization/Firm: Wheelabrator South Broward, Inc. Street Address: 4400 South State Road 7 City: Ft. Lauderdale State: Florida Zip Code: 33314			
3. Facility Contact Telephone Numbers: Telephone: (954) 581-6606 Fax: (954) 581-6705			

Facility Regulatory Classifications

1. Small Business Stationary Source? <input type="checkbox"/> Yes <input checked="" type="checkbox"/> No <input type="checkbox"/> Unknown
2. Title V Source? <input checked="" type="checkbox"/> Yes <input type="checkbox"/> No
3. Synthetic Non-Title V Source? <input type="checkbox"/> Yes <input checked="" type="checkbox"/> No
4. Major Source of Pollutants Other than Hazardous Air Pollutants (HAPs)? <input checked="" type="checkbox"/> Yes <input type="checkbox"/> No
5. Synthetic Minor Source of Pollutants Other than HAPs? <input type="checkbox"/> Yes <input checked="" type="checkbox"/> No
6. Major Source of Hazardous Air Pollutants (HAPs)? <input checked="" type="checkbox"/> Yes <input type="checkbox"/> No
7. Synthetic Minor Source of HAPs? <input type="checkbox"/> Yes <input checked="" type="checkbox"/> No
8. One or More Emissions Units Subject to NSPS? <input checked="" type="checkbox"/> Yes <input type="checkbox"/> No
9. One or More Emission Units Subject to NESHAP? <input type="checkbox"/> Yes <input checked="" type="checkbox"/> No
10. Title V Source by EPA Designation? <input type="checkbox"/> Yes <input checked="" type="checkbox"/> No
11. Facility Regulatory Classifications Comment (limit to 200 characters):

B. FACILITY REGULATIONS

Rule Applicability Analysis (Required for Category II applications and Category III applications involving non Title-V sources. See Instructions.)

NOT APPLICABLE

C. FACILITY POLLUTANTS

Facility Pollutant Information

1. Pollutant Emitted	2. Pollutant Classification
PM	A
SO2	A
NOX	A
Lead (PB)	A
PM10	A
CO	A
Mercury (H114)	B
Fluoride (FL)	A
Beryllium (H021)	B
VOC	B
Sulfuric Acid Mist (SAM)	A
Hydrogen Chloride (HCL)	A

D. FACILITY POLLUTANT DETAIL INFORMATION

Not Applicable

Facility Pollutant Detail Information: Pollutant ____ of ____

1. Pollutant Emitted:		
2. Requested Emissions Cap:	(lb/hour)	(tons/year)
3. Basis for Emissions Cap Code:		
4. Facility Pollutant Comment (limit to 400 characters):		

Facility Pollutant Detail Information: Pollutant ____ of ____

1. Pollutant Emitted:		
2. Requested Emissions Cap:	(lb/hour)	(tons/year)
3. Basis for Emissions Cap Code:		
4. Facility Pollutant Comment (limit to 400 characters):		

E. FACILITY SUPPLEMENTAL INFORMATION

Supplemental Requirements for All Applications

1. Area Map Showing Facility Location: <input checked="" type="checkbox"/> Attached, Document ID: <u>Exhibit F-1</u> <input type="checkbox"/> Not Applicable <input type="checkbox"/> Waiver Requested
2. Facility Plot Plan: <input checked="" type="checkbox"/> Attached, Document ID: <u>Exhibit F-2</u> <input type="checkbox"/> Not Applicable <input type="checkbox"/> Waiver Requested
3. Process Flow Diagram(s): <input checked="" type="checkbox"/> Attached, Document ID: <u>Exhibit F-3</u> <input type="checkbox"/> Not Applicable <input type="checkbox"/> Waiver Requested
4. Precautions to Prevent Emissions of Unconfined Particulate Matter: <input checked="" type="checkbox"/> Attached, Document ID: <u>Exhibit F-4</u> <input type="checkbox"/> Not Applicable <input type="checkbox"/> Waiver Requested
5. Fugitive Emissions Identification: <input type="checkbox"/> Attached, Document ID: _____ <input checked="" type="checkbox"/> Not Applicable <input type="checkbox"/> Waiver Requested
6. Supplemental Information for Construction Permit Application: <input type="checkbox"/> Attached, Document ID: _____ <input checked="" type="checkbox"/> Not Applicable

Additional Supplemental Requirements for Category I Applications Only

7. List of Proposed Exempt Activities: <input checked="" type="checkbox"/> Attached, Document ID: <u>Exhibit F-5</u> <input type="checkbox"/> Not Applicable
8. List of Equipment/Activities Regulated under Title VI: <input type="checkbox"/> Attached, Document ID: _____ <input type="checkbox"/> Equipment/Activities On site but Not Required to be Individually Listed <input checked="" type="checkbox"/> Not Applicable
9. Alternative Methods of Operation: <input type="checkbox"/> Attached, Document ID: _____ <input checked="" type="checkbox"/> Not Applicable
10. Alternative Modes of Operation (Emissions Trading): <input type="checkbox"/> Attached, Document ID: _____ <input checked="" type="checkbox"/> Not Applicable

<p>11. Identification of Additional Applicable Requirements: <input type="checkbox"/> Attached, Document ID: _____ <input checked="" type="checkbox"/> Not Applicable</p>
<p>12. Compliance Assurance Monitoring Plan: <input type="checkbox"/> Attached, Document ID: _____ <input checked="" type="checkbox"/> Not Applicable</p>
<p>13. Risk Management Plan Verification:</p> <p><input type="checkbox"/> Plan Submitted to Implementing Agency - Verification Attached, Document ID: _____</p> <p><input checked="" type="checkbox"/> Plan to be Submitted to Implementing Agency by Required Date</p> <p><input type="checkbox"/> Not Applicable</p>
<p>14. Compliance Report and Plan: <input checked="" type="checkbox"/> Attached, Document ID: <u>Exhibit F-6</u> <input type="checkbox"/> Not Applicable</p>
<p>15. Compliance Certification (Hard-copy Required): <input checked="" type="checkbox"/> Attached, Document ID: <u>Exhibit F-7</u> <input type="checkbox"/> Not Applicable</p>

<p>11. Identification of Additional Applicable Requirements: <input type="checkbox"/> Attached, Document ID: _____ <input checked="" type="checkbox"/> Not Applicable</p>
<p>12. Compliance Assurance Monitoring Plan: <input type="checkbox"/> Attached, Document ID: _____ <input checked="" type="checkbox"/> Not Applicable</p>
<p>13. Risk Management Plan Verification:</p> <p><input type="checkbox"/> Plan Submitted to Implementing Agency - Verification Attached, Document ID: _____</p> <p><input type="checkbox"/> Plan to be Submitted to Implementing Agency by Required Date</p> <p><input checked="" type="checkbox"/> Not Applicable</p>
<p>14. Compliance Report and Plan: <input checked="" type="checkbox"/> Attached, Document ID: <u>Exhibit F-6</u> <input type="checkbox"/> Not Applicable</p>
<p>15. Compliance Certification (Hard-copy Required): <input checked="" type="checkbox"/> Attached, Document ID: <u>Exhibit F-7</u> <input type="checkbox"/> Not Applicable</p>

III. EMISSIONS UNIT INFORMATION

A separate Emissions Unit Information Section (including subsections A through L as required) must be completed for each emissions unit addressed in this Application for Air Permit. If submitting the application form in hard copy, indicate, in the space provided at the top of each page, the number of this Emissions Unit Information Section and the total number of Emissions Unit Information Sections submitted as part of this application. Some of the subsections comprising the Emissions Unit Information Section of the form are intended for regulated emissions units only. Others are intended for both regulated and unregulated emissions units. Each subsection is appropriately marked.

A. TYPE OF EMISSIONS UNIT (Regulated and Unregulated Emissions Units)

Type of Emissions Unit Addressed in This Section

1. Regulated or Unregulated Emissions Unit? Check one:

The emissions unit addressed in this Emissions Unit Information Section is a regulated emissions unit.

The emissions unit addressed in this Emissions Unit Information Section is an unregulated emissions unit.

2. Single Process, Group of Processes, or Fugitive Only? Check one:

This Emissions Unit Information Section addresses, as a single emissions unit, a single process or production unit, or activity, which produces one or more air pollutants and which has at least one definable emission point (stack or vent).

This Emissions Unit Information Section addresses, as a single emissions unit, a group of processes or production units and activities which has at least one definable emission point (stack or vent) but may also produce fugitive emissions.

This Emissions Unit Information Section addresses, as a single emissions unit, one or more process or production units and activities which produce fugitive emissions only.

B.

1. Description (limit to 200 characters): Baghouse (fabric filter)
2. Control Device or Method Code: 016

C.

1. Description (limit to 200 characters):
2. Control Device or Method Code:

**C. EMISSIONS UNIT DETAIL INFORMATION
(Regulated Emissions Units Only)**

Emissions Unit Details

1. Initial Startup Date:		
2. Long-term Reserve Shutdown Date:	N/A	
3. Package Unit:	N/A	
Manufacturer:		Model Number:
4. Generator Nameplate Rating:	68.5	MW
5. Incinerator Information:	N/A	
Dwell Temperature:		°F
Dwell Time:		seconds
Incinerator Afterburner Temperature:		°F

Emissions Unit Operating Capacity


1. Maximum Heat Input Rate:	323.6	MmBtu/hr
2. Maximum Incineration Rate:	lb/hr	tons/day
3. Maximum Process or Throughput Rate:	71,917 lb/hr	863 tons/day
4. Maximum Production Rate:	192,000 lb/hr steam (3-hour rolling average)	
5. Operating Capacity Comment (limit to 200 characters):		

Emissions Unit Operating Schedule

Requested maximum Operating Schedule:		
24	hours/day	7
52	weeks/year	8760
		hours/year

**D. EMISSIONS UNIT REGULATIONS
(Regulated Emissions Units Only)**

Rule Applicability Analysis (Required for Category II applications and Category III applications involving non Title-V sources. See Instructions.)



E. EMISSION POINT (STACK/VENT) INFORMATION
(Regulated Emissions Units Only)

Emission Point Description and Type

1. Identification of Point on Plot Plan or Flow Diagram: TV-001	
2. Emission Point Type Code: <input checked="" type="checkbox"/> 1 <input type="checkbox"/> 2 <input type="checkbox"/> 3 <input type="checkbox"/> 4	
3. Descriptions of Emissions Points Comprising this Emissions Unit for VE tracking (limit to 100 characters per point): One stack containing one flue for each of three boilers.	
4. ID Numbers or Descriptions of Emission Units with this Emission Point in Common:	
5. Discharge Type Code: <input type="checkbox"/> D <input type="checkbox"/> F <input type="checkbox"/> H <input type="checkbox"/> P <input type="checkbox"/> R <input checked="" type="checkbox"/> V <input type="checkbox"/> W	
6. Stack Height:	195 feet
7. Exit Diameter:	7.5 feet
8. Exit Temperature:	<300 °F

Emissions Unit Information Section 1 of 5

9. Actual Volumetric Flow Rate:	169,000	acfm
10. Percent Water Vapor:	20.6	%
11. Maximum Dry Standard Flow Rate:	92,530	dscfm
12. Nonstack Emission Point Height:		feet
13. Emission Point UTM Coordinates:		
Zone: 17	East (km): 579.6	North (km): 2883.3
14. Emission Point Comment (limit to 200 characters):		
<p>Exit temperature, actual volumetric flow rate, percent water vapor, and maximum dry standard flow rate represent average values measured at the fabric filter outlet.</p>		

F. SEGMENT (PROCESS/FUEL) INFORMATION
(Regulated and Unregulated Emissions Units)

Segment Description and Rate: Segment 1 of 2

<p>1. Segment Description (Process/Fuel Type and Associated Operating Method/Mode) (limit to 500 characters):</p> <p>Municipal Solid Waste (emissions related to tons MSW fired in boiler)</p>	
<p>2. Source Classification Code (SCC): 101012 -- Electric Utility Boiler - Solid Waste</p>	
<p>3. SCC Units: Tons</p>	
<p>4. Maximum Hourly Rate: 36</p>	<p>5. Maximum Annual Rate: 314,995</p>
<p>6. Estimated Annual Activity Factor: 1.0</p>	
<p>7. Maximum Percent Sulfur: N/A</p>	<p>8. Maximum Percent Ash: N/A</p>
<p>9. Million Btu per SCC Unit: N/A</p>	
<p>10. Segment Comment (limit to 200 characters):</p>	

Emissions Unit Information Section 1 of 5

Segment Description and Rate: Segment 2 of 2

1. Segment Description (Process/Fuel Type and Associated Operating Method/Mode) (limit to 500 characters): Natural gas (emissions related to million cubic feet of gas fired in boiler)	
2. Source Classification Code (SCC): 1011006 -- Electric Utility Boiler - Natural Gas	
3. SCC Units: Million cubic feet	
4. Maximum Hourly Rate:	5. Maximum Annual Rate:
6. Estimated Annual Activity Factor: 0.10	
7. Maximum Percent Sulfur: 0.3	8. Maximum Percent Ash: N/A
9. Million Btu per SCC Unit:	
10. Segment Comment (limit to 200 characters): Maximum Percent Sulfur -- PPSC, Item XIV.B.	

**G. EMISSIONS UNIT POLLUTANTS
(Regulated and Unregulated Emissions Units)**

1. Pollutant Emitted	2. Primary Control Device Code	3. Secondary Control Device Code	4. Pollutant Regulatory Code
SO2	067	016	EL
VOC	067	016	EL
PM10	016		EL
NOX			EL
CO			EL
FL (Total Fluorides)	067	016	EL
SAM (Sulfuric Acid Mist)	067	016	EL
Beryllium (H021)	016		EL
Lead (PB)	016		EL
Mercury (H114)	016	067	EL
Hyd. Chloride (H106)	067	016	NS
Hyd. Fluoride (H107)	067	016	NS
Arsenic (H015)	016		NS
Dioxin/Furan (DIOX)	067	016	NS
Hexane (H104)	067	016	NS
Formaldehyde (H095)	067	016	NS
Benzene (H017)	067	016	NS
Toluene (H169)	067	016	NS
Cadmium (H027)	016		NS

**H. EMISSIONS UNIT POLLUTANT DETAIL INFORMATION
(Regulated Emissions Units Only - Emissions Limited Pollutants Only)**

Pollutant Detail Information:

1. Pollutant Emitted:	SO2		
2. Total Percent Efficiency Control:	%		
3. Potential Emissions:	100.3 lb/hr	439.3	tons/year
4. Synthetically Limited? [] Yes [X] No			
5. Range of Estimated Fugitive/Other Emissions: [] 1 [] 2 [] 3 _____ to _____ tons/year			
6. Emission Factor: 0.31 lb/mmBtu heat input Reference: Permit Limit			
7. Emissions Method Code: [X] 0 [] 1 [] 2 [] 3 [] 4 [] 5			
8. Calculation of Emissions (limit to 600 characters): 323.6 mmBtu/hr x 0.31 lb/mmBtu = 100.3 lb/hr 100.3 lb/hr x 8760 hr/yr x ton/2000 lb = 439.3 tons/yr			
9. Pollutant Potential/Estimated Emissions Comment (limit to 200 characters):			

Emissions Unit Information Section 1 of 5

Allowable Emissions (Pollutant identified on front page)

A.

1. Basis for Allowable Emissions Code:	OTHER
2. Future Effective Date of Allowable Emissions:	
3. Requested Allowable Emissions and Units:	See Comment
4. Equivalent Allowable Emissions:	100.3 lb/hr 439.3 tons/year
5. Method of Compliance (limit to 60 characters):	Stack Test Method 6C
6. Pollutant Allowable Emissions Comment (Desc. Of Related Operating Method/Mode) (limit to 200 characters):	Permit Limit [PSD-FL-105, Part I - Specific Condition 1.a.; PPSC, Item XIV.A.1.(a)(2)] -- 0.140 lb/mmBtu heat input and 60 ppm (3-hr rolling average, dry volume, @ 12% CO2) or 65% reduction of uncontrolled SO2 measured at inlet to acid gas control device - not to exceed 0.310 lb/mmBtu heat input and 124 ppm (3-hr rolling average, dry volume, @ 12% CO2).

B.

1. Basis for Allowable Emissions Code:	
2. Future Effective Date of Allowable Emissions:	
3. Requested Allowable Emissions and Units:	
4. Equivalent Allowable Emissions:	lb/hr tons/year
5. Method of Compliance (limit to 60 characters):	
6. Pollutant Allowable Emissions Comment (Desc. Of Related Operating Method/Mode) (limit to 200 characters):	

**H. EMISSIONS UNIT POLLUTANT DETAIL INFORMATION
(Regulated Emissions Units Only - Emissions Limited Pollutants Only)**

Pollutant Detail Information:

1. Pollutant Emitted:	VOC		
2. Total Percent Efficiency Control:	%		
3. Potential Emissions:	4.2 lb/hr	18.4	tons/year
4. Synthetically Limited? [] Yes [X] No			
5. Range of Estimated Fugitive/Other Emissions: [] 1 [] 2 [] 3 _____ to _____ tons/year			
6. Emission Factor: 0.013 lb/mmBtu Reference: Permit Limit			
7. Emissions Method Code: [X] 0 [] 1 [] 2 [] 3 [] 4 [] 5			
8. Calculation of Emissions (limit to 600 characters): 0.013 lb/mmBtu x 323.6 mmBtu/hr = 4.2 lb/hr 4.2 lb/hr x 8760 hr/yr x ton/2000 lb = 18.4 TPY			
9. Pollutant Potential/Estimated Emissions Comment (limit to 200 characters):			

Emissions Unit Information Section 1 of 5

Allowable Emissions (Pollutant identified on front page)

A.

1. Basis for Allowable Emissions Code:	OTHER		
2. Future Effective Date of Allowable Emissions:			
3. Requested Allowable Emissions and Units:	0.013 lb/mmBtu		
4. Equivalent Allowable Emissions:	4.2	lb/hr	18.4 tons/year
5. Method of Compliance (limit to 60 characters):	Stack Test - Method 25A		
6. Pollutant Allowable Emissions Comment (Desc. Of Related Operating Method/Mode) (limit to 200 characters):	PPSC, Item XIV.A.1.(a)(11)		

B.

1. Basis for Allowable Emissions Code:			
2. Future Effective Date of Allowable Emissions:			
3. Requested Allowable Emissions and Units:			
4. Equivalent Allowable Emissions:		lb/hr	tons/year
5. Method of Compliance (limit to 60 characters):			
6. Pollutant Allowable Emissions Comment (Desc. Of Related Operating Method/Mode) (limit to 200 characters):			

**H. EMISSIONS UNIT POLLUTANT DETAIL INFORMATION
(Regulated Emissions Units Only - Emissions Limited Pollutants Only)**

Pollutant Detail Information:

1. Pollutant Emitted:	PM/PM10		
2. Total Percent Efficiency Control:		%	
3. Potential Emissions:	12.48 lb/hr	54.67	tons/year
4. Synthetically Limited? [] Yes [X] No			
5. Range of Estimated Fugitive/Other Emissions: [] 1 [] 2 [] 3 _____ to _____ tons/year			
6. Emission Factor: 0.0150 gr/dscf @ 12% CO₂ Reference: Permit Limit			
7. Emissions Method Code: [X] 0 [] 1 [] 2 [] 3 [] 4 [] 5			
8. Calculation of Emissions (limit to 600 characters): Lbs/hr and tons/year values are those reported in the facility's BACT analysis.			
9. Pollutant Potential/Estimated Emissions Comment (limit to 200 characters):			

Emissions Unit Information Section 1 of 5

Allowable Emissions (Pollutant identified on front page)

A.

1. Basis for Allowable Emissions Code:	OTHER
2. Future Effective Date of Allowable Emissions:	
3. Requested Allowable Emissions and Units:	0.0150 gr/dscf @ 12% CO₂
4. Equivalent Allowable Emissions:	12.48 lb/hr 54.67 tons/year
5. Method of Compliance (limit to 60 characters):	Stack Test - Method 5
6. Pollutant Allowable Emissions Comment (Desc. Of Related Operating Method/Mode) (limit to 200 characters):	PSD-FL-112, Part I, Specific Condition 1.a. PPSC, Item XIV.A.1.(a)(1)

B.

1. Basis for Allowable Emissions Code:	RULE
2. Future Effective Date of Allowable Emissions:	
3. Requested Allowable Emissions and Units:	0.10 lb/mmBtu
4. Equivalent Allowable Emissions:	32.4 lb/hr 141.7 tons/year
5. Method of Compliance (limit to 60 characters):	
6. Pollutant Allowable Emissions Comment (Desc. Of Related Operating Method/Mode) (limit to 200 characters):	40 CFR 60.43b(d)

Emissions Unit Information Section 1 of 5

Allowable Emissions (Pollutant identified on front page)

A.

1. Basis for Allowable Emissions Code: RULE
2. Future Effective Date of Allowable Emissions:
3. Requested Allowable Emissions and Units: 0.08 gr/dscf @ 50% Excess Air
4. Equivalent Allowable Emissions: 56.3 lb/hr 246.7 tons/year
5. Method of Compliance (limit to 60 characters):
6. Pollutant Allowable Emissions Comment (Desc. Of Related Operating Method/Mode) (limit to 200 characters): 62-296.401(3)(a)

B.

1. Basis for Allowable Emissions Code:
2. Future Effective Date of Allowable Emissions:
3. Requested Allowable Emissions and Units:
4. Equivalent Allowable Emissions: lb/hr tons/year
5. Method of Compliance (limit to 60 characters):
6. Pollutant Allowable Emissions Comment (Desc. Of Related Operating Method/Mode) (limit to 200 characters):

H. EMISSIONS UNIT POLLUTANT DETAIL INFORMATION
(Regulated Emissions Units Only - Emissions Limited Pollutants Only)

Pollutant Detail Information:

1. Pollutant Emitted:	NOX			
2. Total Percent Efficiency Control:	%			
3. Potential Emissions:	181.2	lb/hr	793.7	tons/year
4. Synthetically Limited?	<input type="checkbox"/> Yes <input checked="" type="checkbox"/> No			
5. Range of Estimated Fugitive/Other Emissions:	<input type="checkbox"/> 1 <input type="checkbox"/> 2 <input type="checkbox"/> 3 _____ to _____ tons/year			
6. Emission Factor:	0.56 lb/mmBtu			
Reference:	Permit Limit			
7. Emissions Method Code:	<input checked="" type="checkbox"/> 0 <input type="checkbox"/> 1 <input type="checkbox"/> 2 <input type="checkbox"/> 3 <input type="checkbox"/> 4 <input type="checkbox"/> 5			
8. Calculation of Emissions (limit to 600 characters):	<p>0.56 lb/mmBtu x 323.6 mmBtu/hr = 181.2 lb/hr</p> <p>181.2 lb/hr x 8760 hr/yr x ton/2000 lb = 793.7 TPY</p>			
9. Pollutant Potential/Estimated Emissions Comment (limit to 200 characters):	 			

Emissions Unit Information Section 1 of 5

Allowable Emissions (Pollutant identified on front page)

A.

1. Basis for Allowable Emissions Code:	OTHER		
2. Future Effective Date of Allowable Emissions:			
3. Requested Allowable Emissions and Units:	0.56 lb/mmBtu		
4. Equivalent Allowable Emissions:	181.2	lb/hr	793.7 tons/year
5. Method of Compliance (limit to 60 characters):	Method 7		
6. Pollutant Allowable Emissions Comment (Desc. Of Related Operating Method/Mode) (limit to 200 characters):	PSD-FL-105, Part I, Specific Condition 1.a. PPSC, Item XIV.A.1.(a)(3)		

B.

1. Basis for Allowable Emissions Code:			
2. Future Effective Date of Allowable Emissions:			
3. Requested Allowable Emissions and Units:			
4. Equivalent Allowable Emissions:		lb/hr	tons/year
5. Method of Compliance (limit to 60 characters):			
6. Pollutant Allowable Emissions Comment (Desc. Of Related Operating Method/Mode) (limit to 200 characters):			

**H. EMISSIONS UNIT POLLUTANT DETAIL INFORMATION
(Regulated Emissions Units Only - Emissions Limited Pollutants Only)**

Pollutant Detail Information:

1. Pollutant Emitted:	CO			
2. Total Percent Efficiency Control:	%			
3. Potential Emissions:	29.1	lb/hr	127.6	tons/year
4. Synthetically Limited? [] Yes [X] No				
5. Range of Estimated Fugitive/Other Emissions: [] 1 [] 2 [] 3 _____ to _____ tons/year				
6. Emission Factor: 0.09 lb/mmBtu Reference: Permit Limit				
7. Emissions Method Code: [X] 0 [] 1 [] 2 [] 3 [] 4 [] 5				
8. Calculation of Emissions (limit to 600 characters): 0.09 lb/mmBtu x 323.6 mmBtu/hr = 29.1 lb/hr 29.1 lb/hr x 8760 hr/yr x ton/2000 lb = 127.6 TPY				
9. Pollutant Potential/Estimated Emissions Comment (limit to 200 characters):				

Emissions Unit Information Section 1 of 5

Allowable Emissions (Pollutant identified on front page)

A.

1. Basis for Allowable Emissions Code:	OTHER		
2. Future Effective Date of Allowable Emissions:			
3. Requested Allowable Emissions and Units:	0.09 lb/mmBtu		
4. Equivalent Allowable Emissions:	29.1	lb/hr	127.6 tons/year
5. Method of Compliance (limit to 60 characters):	Method 10		
6. Pollutant Allowable Emissions Comment (Desc. Of Related Operating Method/Mode) (limit to 200 characters):	PSD-FL-105, Part I, Specific Condition 1.a. PPSC, Item XIV.A.1.(a)(4)		

B.

1. Basis for Allowable Emissions Code:			
2. Future Effective Date of Allowable Emissions:			
3. Requested Allowable Emissions and Units:			
4. Equivalent Allowable Emissions:		lb/hr	tons/year
5. Method of Compliance (limit to 60 characters):			
6. Pollutant Allowable Emissions Comment (Desc. Of Related Operating Method/Mode) (limit to 200 characters):			

H. EMISSIONS UNIT POLLUTANT DETAIL INFORMATION
(Regulated Emissions Units Only - Emissions Limited Pollutants Only)

Pollutant Detail Information:

1. Pollutant Emitted:	Total Fluoride (FL)		
2. Total Percent Efficiency Control:	%		
3. Potential Emissions:	1.3 lb/hr	5.7	tons/year
4. Synthetically Limited? <input type="checkbox"/> Yes <input checked="" type="checkbox"/> No			
5. Range of Estimated Fugitive/Other Emissions: <input type="checkbox"/> 1 <input type="checkbox"/> 2 <input type="checkbox"/> 3 _____ to _____ tons/year			
6. Emission Factor: 0.0040 lb/mmBtu Reference: Permit Limit			
7. Emissions Method Code: <input checked="" type="checkbox"/> 0 <input type="checkbox"/> 1 <input type="checkbox"/> 2 <input type="checkbox"/> 3 <input type="checkbox"/> 4 <input type="checkbox"/> 5			
8. Calculation of Emissions (limit to 600 characters): 0.004 lb/mmBtu x 323.6 mmBtu/hr = 1.3 lb/hr 1.3 lb/hr x 8760 hr/yr x ton/2000 lb = 5.7 TPY			
9. Pollutant Potential/Estimated Emissions Comment (limit to 200 characters):			

H. EMISSIONS UNIT POLLUTANT DETAIL INFORMATION
(Regulated Emissions Units Only - Emissions Limited Pollutants Only)

Pollutant Detail Information:

1. Pollutant Emitted:				
Sulfuric Acid Mist (SAM)				
2. Total Percent Efficiency Control:				%
3. Potential Emissions:	15.2	lb/hr	66.6	tons/year
4. Synthetically Limited? <input type="checkbox"/> Yes <input checked="" type="checkbox"/> No				
5. Range of Estimated Fugitive/Other Emissions: <input type="checkbox"/> 1 <input type="checkbox"/> 2 <input type="checkbox"/> 3 _____ to _____ tons/year				
6. Emission Factor: 0.047 lb/mmBtu Reference: Permit Limit				
7. Emissions Method Code: <input checked="" type="checkbox"/> 0 <input type="checkbox"/> 1 <input type="checkbox"/> 2 <input type="checkbox"/> 3 <input type="checkbox"/> 4 <input type="checkbox"/> 5				
8. Calculation of Emissions (limit to 600 characters): 0.047 lb/mmBtu x 323.6 mmBtu/hr = 15.2 lb/hr 15.2 lb/hr x 8760 hr/yr x ton/2000 lb = 66.6 TPY				
9. Pollutant Potential/Estimated Emissions Comment (limit to 200 characters): 				

Emissions Unit Information Section 1 of 5

Allowable Emissions (Pollutant identified on front page)

A.

1. Basis for Allowable Emissions Code: OTHER			
2. Future Effective Date of Allowable Emissions:			
3. Requested Allowable Emissions and Units: 0.047 lb/mmBtu			
4. Equivalent Allowable Emissions:	15.2	lb/hr	66.6 tons/year
5. Method of Compliance (limit to 60 characters): Stack Test - Method 8			
6. Pollutant Allowable Emissions Comment (Desc. Of Related Operating Method/Mode) (limit to 200 characters): PPSC, Item XIV.A.1.(a)(12)			

B.

1. Basis for Allowable Emissions Code:			
2. Future Effective Date of Allowable Emissions:			
3. Requested Allowable Emissions and Units:			
4. Equivalent Allowable Emissions:		lb/hr	tons/year
5. Method of Compliance (limit to 60 characters):			
6. Pollutant Allowable Emissions Comment (Desc. Of Related Operating Method/Mode) (limit to 200 characters):			

H. EMISSIONS UNIT POLLUTANT DETAIL INFORMATION
(Regulated Emissions Units Only - Emissions Limited Pollutants Only)

Pollutant Detail Information:

1. Pollutant Emitted:	Beryllium (H021)			
2. Total Percent Efficiency Control:				%
3. Potential Emissions:	3.01E-04	lb/hr	1.32E-03	tons/year
4. Synthetically Limited?	<input type="checkbox"/> Yes <input checked="" type="checkbox"/> No			
5. Range of Estimated Fugitive/Other Emissions:	<input type="checkbox"/> 1 <input type="checkbox"/> 2 <input type="checkbox"/> 3 _____ to _____ tons/year			
6. Emission Factor:	9.3E-07 lb/mmBtu			
Reference:	Permit Limit			
7. Emissions Method Code:	<input checked="" type="checkbox"/> 0 <input type="checkbox"/> 1 <input type="checkbox"/> 2 <input type="checkbox"/> 3 <input type="checkbox"/> 4 <input type="checkbox"/> 5			
8. Calculation of Emissions (limit to 600 characters):	<p>9.3E-07 lb/mmBtu x 323.6 mmBtu/hr = 3.01E-04 lb/hr</p> <p>3.01E-04 lb/hr x 8760 hr/yr x ton/2000 lb = 1.32E-03 TPY</p>			
9. Pollutant Potential/Estimated Emissions Comment (limit to 200 characters):	 			

Emissions Unit Information Section 1 of 5

Allowable Emissions (Pollutant identified on front page)

A.

1. Basis for Allowable Emissions Code: OTHER
2. Future Effective Date of Allowable Emissions:
3. Requested Allowable Emissions and Units: 9.3E-07 lb/mmBtu
4. Equivalent Allowable Emissions: 3.01E-04 lb/hr 1.32E-03 tons/year
5. Method of Compliance (limit to 60 characters): Stack Test - Method 104 or 40 CFR Part 260, Appendix VIII (Multimetals)
6. Pollutant Allowable Emissions Comment (Desc. Of Related Operating Method/Mode) (limit to 200 characters): PSD-FL-105, Part I, Specific Condition 1.a. PPSC, Item XIV.A.1.(a)(10)

B.

1. Basis for Allowable Emissions Code:
2. Future Effective Date of Allowable Emissions:
3. Requested Allowable Emissions and Units:
4. Equivalent Allowable Emissions: lb/hr tons/year
5. Method of Compliance (limit to 60 characters):
6. Pollutant Allowable Emissions Comment (Desc. Of Related Operating Method/Mode) (limit to 200 characters):

H. EMISSIONS UNIT POLLUTANT DETAIL INFORMATION
(Regulated Emissions Units Only - Emissions Limited Pollutants Only)

Pollutant Detail Information:

1. Pollutant Emitted:		Lead (PB)	
2. Total Percent Efficiency Control:		%	
3. Potential Emissions:	0.49 lb/hr	2.13	tons/year
4. Synthetically Limited? <input type="checkbox"/> Yes <input checked="" type="checkbox"/> No			
5. Range of Estimated Fugitive/Other Emissions: <input type="checkbox"/> 1 <input type="checkbox"/> 2 <input type="checkbox"/> 3 _____ to _____ tons/year			
6. Emission Factor: 0.0015 lb/mmBtu Reference: Permit Limit			
7. Emissions Method Code: <input checked="" type="checkbox"/> 0 <input type="checkbox"/> 1 <input type="checkbox"/> 2 <input type="checkbox"/> 3 <input type="checkbox"/> 4 <input type="checkbox"/> 5			
8. Calculation of Emissions (limit to 600 characters): 0.0015 lb/mmBtu x 323.6 mmBtu/hr = 0.49 lb/hr 0.49 lb/hr x 8760 hr/yr x ton/2000 lb = 2.13 TPY			
9. Pollutant Potential/Estimated Emissions Comment (limit to 200 characters): 			

Allowable Emissions (Pollutant identified on front page)

A.

1. Basis for Allowable Emissions Code:			
OTHER			
2. Future Effective Date of Allowable Emissions:			
3. Requested Allowable Emissions and Units:			
0.0015 lb/mmBtu			
4. Equivalent Allowable Emissions:	0.49	lb/hr	2.13 tons/year
5. Method of Compliance (limit to 60 characters):			
Method 12 or 40 CFR Part 260, Appendix VIII (Multimetals)			
6. Pollutant Allowable Emissions Comment (Desc. Of Related Operating Method/Mode) (limit to 200 characters):			
PSD - FL-105, Part I, Specific Condition 1.a. PPSC, Item XIV.A.1.(a)(5)			

B.

1. Basis for Allowable Emissions Code:			
2. Future Effective Date of Allowable Emissions:			
3. Requested Allowable Emissions and Units:			
4. Equivalent Allowable Emissions:		lb/hr	tons/year
5. Method of Compliance (limit to 60 characters):			
6. Pollutant Allowable Emissions Comment (Desc. Of Related Operating Method/Mode) (limit to 200 characters):			

H. EMISSIONS UNIT POLLUTANT DETAIL INFORMATION
(Regulated Emissions Units Only - Emissions Limited Pollutants Only)

Pollutant Detail Information:

1. Pollutant Emitted:				
Mercury (H114)				
2. Total Percent Efficiency Control:				%
3. Potential Emissions:	0.043	lb/hr	0.19	tons/year
4. Synthetically Limited?				
<input type="checkbox"/> Yes <input checked="" type="checkbox"/> No				
5. Range of Estimated Fugitive/Other Emissions:				
<input type="checkbox"/> 1 <input type="checkbox"/> 2 <input type="checkbox"/> 3 _____ to _____ tons/year				
6. Emission Factor: 140 ug/dscm @ 7% O₂				
Reference: 62-296.416(3)(b)(1)				
7. Emissions Method Code:				
<input checked="" type="checkbox"/> 0 <input type="checkbox"/> 1 <input type="checkbox"/> 2 <input type="checkbox"/> 3 <input type="checkbox"/> 4 <input type="checkbox"/> 5				
8. Calculation of Emissions (limit to 600 characters):				
$140 \text{ ug/dscm @ } 7\% \text{ O}_2 \times \text{g}/10^6 \text{ ug} \times \text{lb}/453.6 \text{ g} \times 15231 \text{ dscf/mmBtu} \times \text{dscm}/35.31 \text{ dscf} \\ \times 323.6 \text{ mmBtu/hr} = 0.043 \text{ lb/hr}$ $0.043 \text{ lb/hr} \times 8760 \text{ hr/yr} \times \text{ton}/2000 \text{ lb} = 0.19 \text{ TPY}$				
9. Pollutant Potential/Estimated Emissions Comment (limit to 200 characters):				

Allowable Emissions (Pollutant identified on front page)

A.

1. Basis for Allowable Emissions Code:	OTHER		
2. Future Effective Date of Allowable Emissions:			
3. Requested Allowable Emissions and Units:	7.5E-04 lb/mmBtu		
4. Equivalent Allowable Emissions:	0.24	lb/hr	1.06 tons/year
5. Method of Compliance (limit to 60 characters):	Stack Test - Method 101A		
6. Pollutant Allowable Emissions Comment (Desc. Of Related Operating Method/Mode) (limit to 200 characters):	PSD-FL-105, Part I, Specific Condition 1.a. PPSC, Item XIV.A.1.(a)(7)		

B.

1. Basis for Allowable Emissions Code:	RULE		
2. Future Effective Date of Allowable Emissions:			
3. Requested Allowable Emissions and Units:	140 ug/dscm @ 7% O₂		
4. Equivalent Allowable Emissions:	0.043	lb/hr	0.19 tons/year
5. Method of Compliance (limit to 60 characters):	Stack Test - Method 101A (Quarterly testing)		
6. Pollutant Allowable Emissions Comment (Desc. Of Related Operating Method/Mode) (limit to 200 characters):	62-296.416(3)(b)(1) [State Only]		

I. VISIBLE EMISSIONS INFORMATION
(Regulated Emissions Units Only)

Visible Emissions Limitation: Visible Emissions Limitation 1 of 2

1. Visible Emissions Subtype:	VE15		
2. Basis for Allowable Opacity:	<input type="checkbox"/> Rule	<input checked="" type="checkbox"/> Other	
3. Requested Allowable Opacity:	Normal Conditions: 15 %	Exceptional Conditions: 20 %	
	Maximum Period of Excess Opacity Allowed:	3 min/hour	
4. Method of Compliance:	Method 9		
5. Visible Emissions Comment (limit to 200 characters):	<p>PSD-FL-105, Part I, Specific Condition 1.a. PPSC, Item XIV.A.1.(a)(8)</p>		

Visible Emissions Limitation: Visible Emissions Limitation 2 of 2

1. Visible Emissions Subtype:	VE20		
2. Basis for Allowable Opacity:	<input checked="" type="checkbox"/> Rule	<input type="checkbox"/> Other	
3. Requested Allowable Opacity:	Normal Conditions: 20 %	Exceptional Conditions: %	
	Maximum Period of Excess Opacity Allowed:	min/hour	
4. Method of Compliance:	Method 9		
5. Visible Emissions Comment (limit to 200 characters):	62-296.320(4)(b)(1)		

**J. CONTINUOUS MONITOR INFORMATION
(Regulated Emissions Units Only)**

Continuous Monitoring System: Continuous Monitor 3 of 8

1. Parameter Code: EM	2. Pollutant(s): NO_x
3. CMS Requirement: <input type="checkbox"/> Rule <input checked="" type="checkbox"/> Other	
4. Monitor Information: Manufacturer: Monitor Labs Model Number: 8844 Serial Number: 36	
5. Installation Date:	
6. Performance Specification Test Date:	
7. Continuous Monitor Comment (limit to 200 characters): PSD-FL-105, Part I, Specific Condition 9.a.	

Continuous Monitoring System: Continuous Monitor 4 of 8

1. Parameter Code: EM	2. Pollutant(s): CO₂
3. CMS Requirement: <input type="checkbox"/> Rule <input checked="" type="checkbox"/> Other	
4. Monitor Information: Manufacturer: Milton Ray Model Number: 3300 Serial Number: N9L1978T	
5. Installation Date:	
6. Performance Specification Test Date:	
7. Continuous Monitor Comment (limit to 200 characters): PSD-FL-105, Part I, Specific Condition 9.a.	

**J. CONTINUOUS MONITOR INFORMATION
(Regulated Emissions Units Only)**

Continuous Monitoring System: Continuous Monitor 5 of 8

1. Parameter Code: EM	2. Pollutant(s): CO
3. CMS Requirement: [] Rule [<input checked="" type="checkbox"/>] Other	
4. Monitor Information: Manufacturer: Monitor Labs Model Number: 8830 Serial Number: 269	
5. Installation Date:	
6. Performance Specification Test Date:	
7. Continuous Monitor Comment (limit to 200 characters): PSD-FL-105, Part I, Specific Condition 9.a.	

Continuous Monitoring System: Continuous Monitor 6 of 8

1. Parameter Code: EM	2. Pollutant(s): O₂ (Inlet) [Diluent]
3. CMS Requirement: [] Rule [<input checked="" type="checkbox"/>] Other	
4. Monitor Information: Manufacturer: STI Model Number: OX-0102R Serial Number: N/A	
5. Installation Date:	
6. Performance Specification Test Date:	
7. Continuous Monitor Comment (limit to 200 characters): PSD-FL-105, Part I, Specific Condition 9.a.	

**J. CONTINUOUS MONITOR INFORMATION
(Regulated Emissions Units Only)**

Continuous Monitoring System: Continuous Monitor 7 of 8

1. Parameter Code: EM	2. Pollutant(s): O₂ (Outlet) [Diluent]
3. CMS Requirement: <input type="checkbox"/> Rule <input checked="" type="checkbox"/> Other	
4. Monitor Information: Manufacturer: STI Model Number: OX-0102R Serial Number: N/A	
5. Installation Date:	
6. Performance Specification Test Date:	
7. Continuous Monitor Comment (limit to 200 characters): PSD-FL-105, Part I, Specific Condition 9.a.	

Continuous Monitoring System: Continuous Monitor 8 of 8

1. Parameter Code: VE	2. Pollutant(s): VE
3. CMS Requirement: <input type="checkbox"/> Rule <input checked="" type="checkbox"/> Other	
4. Monitor Information: Manufacturer: TECO Model Number: 400 Serial Number: 400-29930-237/835	
5. Installation Date:	
6. Performance Specification Test Date:	
7. Continuous Monitor Comment (limit to 200 characters): PSD-FL-105, Part I, Specific Condition 9.a.	

**K. PREVENTION OF SIGNIFICANT DETERIORATION (PSD) INCREMENT
TRACKING INFORMATION
(Regulated and Unregulated Emissions Units)**

PSD Increment Consumption Determination

1. Increment Consuming for Particulate Matter or Sulfur Dioxide?

If the emissions unit addressed in this section emits particulate matter or sulfur dioxide, answer the following series of questions to make a preliminary determination as to whether or not the emissions unit consumes PSD increment for particulate matter or sulfur dioxide. Check the first statement, if any, that applies and skip the remaining statements.

- [X] The emissions unit is undergoing PSD review as part of this application, or has undergone PSD review previously, for particulate matter or sulfur dioxide. If so, emissions unit consumes increment.
- [] The facility addressed in this application is classified as an EPA major source pursuant to paragraph (c) of the definition of "major source of air pollution" in Chapter 62-213, F.A.C., and the emissions unit addressed in this section commenced (or will commence) construction after January 6, 1975. If so, baseline emissions are zero, and emissions unit consumes increment.
- [] The facility addressed in this application is classified as an EPA major source, and the emissions unit began initial operation after January 6, 1975, but before December 27, 1977. If so, baseline emissions are zero, and emissions unit consumes increment.
- [] For any facility, the emissions unit began (or will begin) initial operation after December 27, 1977. If so, baseline emissions are zero, and emissions unit consumes increment.
- [] None of the above apply. If so, the baseline emissions of the emissions unit are nonzero. In such case, additional analysis, beyond the scope of this application, is needed to determine whether changes in emissions have occurred (or will occur) after the baseline date that may consume or expand increment.

Emissions Unit Information Section 1 of 5

2. Increment Consuming for Nitrogen Dioxide?

If the emissions unit addressed in this section emits nitrogen oxides, answer the following series of questions to make a preliminary determination as to whether or not the emissions unit consumes PSD increment for nitrogen dioxide. Check the first statement, if any, that applies and skip the remaining statements.

- [X] The emissions unit addressed in this section is undergoing PSD review as part of this application, or has undergone PSD review previously, for nitrogen dioxide. If so, emissions unit consumes increment.
- [] The facility addressed in this application is classified as an EPA major source pursuant to paragraph (c) of the definition of "major source of air pollution" in Chapter 62-213, F.A.C., and the emissions unit addressed in this section commenced (or will commence) construction after February 8, 1988. If so, baseline emissions are zero, and emissions unit consumes increment.
- [] The facility addressed in this application is classified as an EPA major source, and the emissions unit began initial operation after February 8, 1988, but before March 28, 1988. If so, baseline emissions are zero, and emissions unit consumes increment.
- [] For any facility, the emissions unit began (or will begin) initial operation after March 28, 1988. If so, baseline emissions are zero, and emissions unit consumes increment.
- [] None of the above apply. If so, the baseline emissions of the emissions unit are nonzero. In such case, additional analysis, beyond the scope of this application, is needed to determine whether changes in emissions have occurred (or will occur) after the baseline date that may consume or expand increment.

3. Increment Consuming/Expanding Code:			
PM	[X] C	[] E	[] Unknown
SO2	[X] C	[] E	[] Unknown
NO2	[X] C	[] E	[] Unknown
4. Baseline Emissions:			
PM	0 lb/hour	0 tons/year	
SO2	0 lb/hour	0 tons/year	
NO2	0 lb/hour	0 tons/year	
5. PSD Comment (limit to 200 characters):			

**L. EMISSIONS UNIT SUPPLEMENTAL INFORMATION
(Regulated Emissions Units Only)**

Supplemental Requirements for All Applications

1. Process Flow Diagram <input checked="" type="checkbox"/> Attached, Document ID: <u>Exhibit 1-1</u> <input type="checkbox"/> Not Applicable <input type="checkbox"/> Waiver Requested
2. Fuel Analysis or Specification <input type="checkbox"/> Attached, Document ID: _____ <input checked="" type="checkbox"/> Not Applicable <input type="checkbox"/> Waiver Requested
3. Detailed Description of Control Equipment <input checked="" type="checkbox"/> Attached, Document ID: <u>Exhibit 1-2</u> <input type="checkbox"/> Not Applicable <input type="checkbox"/> Waiver Requested
4. Description of Stack Sampling Facilities <input checked="" type="checkbox"/> Attached, Document ID: <u>Exhibit 1-3</u> <input type="checkbox"/> Not Applicable <input type="checkbox"/> Waiver Requested
5. Compliance Test Report <input type="checkbox"/> Attached, Document ID: _____ <input checked="" type="checkbox"/> Previously submitted, Date: <u>May 1996</u> <input type="checkbox"/> Not Applicable
6. Procedures for Startup and Shutdown <input checked="" type="checkbox"/> Attached, Document ID: <u>Exhibit 1-4</u> <input type="checkbox"/> Not Applicable
7. Operation and Maintenance Plan <input type="checkbox"/> Attached, Document ID: _____ <input checked="" type="checkbox"/> Not Applicable
8. Supplemental Information for Construction Permit Application <input type="checkbox"/> Attached, Document ID: _____ <input checked="" type="checkbox"/> Not Applicable
9. Other Information Required by Rule or Statute <input type="checkbox"/> Attached, Document ID: _____ <input checked="" type="checkbox"/> Not Applicable

Additional Supplemental Requirements for Category I Applications Only

10. Alternative Methods of Operation [X] Attached, Document ID: <u>Exhibit 1-5</u> [] Not Applicable
11. Alternative Modes of Operation (Emissions Trading) [] Attached, Document ID: _____ [X] Not Applicable
12. Identification of Additional Applicable Requirements [X] Attached, Document ID: <u>Exhibit 1-6</u> [] Not Applicable
13. Compliance Assurance Monitoring Plan [] Attached, Document ID: _____ [X] Not Applicable
14. Acid Rain Application (Hard-copy Required) [] Acid Rain Part - Phase II (Form No. 62-210.900(1)(a)) Attached, Document ID: _____ [] Repowering Extension Plan (Form No. 62-210.900(1)(a)1.) Attached, Document ID: _____ [] New Unit Exemption (Form No. 62-210.900(1)(a)2.) Attached, Document ID: _____ [] Retired Unit Exemption (Form No. 62-210.900(1)(a)3.) Attached, Document ID: _____ [X] Not Applicable

III. EMISSIONS UNIT INFORMATION

A separate Emissions Unit Information Section (including subsections A through L as required) must be completed for each emissions unit addressed in this Application for Air Permit. If submitting the application form in hard copy, indicate, in the space provided at the top of each page, the number of this Emissions Unit Information Section and the total number of Emissions Unit Information Sections submitted as part of this application. Some of the subsections comprising the Emissions Unit Information Section of the form are intended for regulated emissions units only. Others are intended for both regulated and unregulated emissions units. Each subsection is appropriately marked.

A. TYPE OF EMISSIONS UNIT (Regulated and Unregulated Emissions Units)

Type of Emissions Unit Addressed in This Section

1. Regulated or Unregulated Emissions Unit? Check one:

The emissions unit addressed in this Emissions Unit Information Section is a regulated emissions unit.

The emissions unit addressed in this Emissions Unit Information Section is an unregulated emissions unit.

2. Single Process, Group of Processes, or Fugitive Only? Check one:

This Emissions Unit Information Section addresses, as a single emissions unit, a single process or production unit, or activity, which produces one or more air pollutants and which has at least one definable emission point (stack or vent).

This Emissions Unit Information Section addresses, as a single emissions unit, a group of processes or production units and activities which has at least one definable emission point (stack or vent) but may also produce fugitive emissions.

This Emissions Unit Information Section addresses, as a single emissions unit, one or more process or production units and activities which produce fugitive emissions only.

**B. GENERAL EMISSIONS UNIT INFORMATION
(Regulated and Unregulated Emissions Units)**

Emissions Unit Description and Status

1. Description of Emissions Unit Addressed in This Section (limit to 60 characters): MSW- fired Boiler No. 2		
2. Emissions Unit Identification Number: [] No Corresponding ID [] Unknown 002		
3. Emissions Unit Status Code: A	4. Acid Rain Unit? [] Yes [X] No	5. Emissions Unit Major Group SIC Code: 49
6. Emissions Unit Comment (limit to 500 characters): 		

Emissions Unit Control Equipment

A.

1. Description (limit to 200 characters): Spray dryer adsorber
2. Control Device or Method Code: 067

B.

1. Description (limit to 200 characters): Baghouse (fabric filter)
2. Control Device or Method Code: 016

C.

1. Description (limit to 200 characters):
2. Control Device or Method Code:

**C. EMISSIONS UNIT DETAIL INFORMATION
(Regulated Emissions Units Only)**

Emissions Unit Details

1. Initial Startup Date:		
2. Long-term Reserve Shutdown Date:	N/A	
3. Package Unit:	N/A	
Manufacturer:	Model Number:	
4. Generator Nameplate Rating:	68.5	MW
5. Incinerator Information:	N/A	
Dwell Temperature:		°F
Dwell Time:		seconds
Incinerator Afterburner Temperature:		°F

Emissions Unit Operating Capacity


1. Maximum Heat Input Rate:	323.6 MmBtu/hr	
2. Maximum Incineration Rate:	lb/hr	tons/day
3. Maximum Process or Throughput Rate:	71,917 lb/hr	863 tons/day
4. Maximum Production Rate:	192,000 lb/hr steam (3-hour rolling average)	
5. Operating Capacity Comment (limit to 200 characters):		

Emissions Unit Operating Schedule

Requested maximum Operating Schedule:		
24	hours/day	7
52	weeks/year	8760
		hours/year

**D. EMISSIONS UNIT REGULATIONS
(Regulated Emissions Units Only)**

Rule Applicability Analysis (Required for Category II applications and Category III applications involving non Title-V sources. See Instructions.)



**E. EMISSION POINT (STACK/VENT) INFORMATION
(Regulated Emissions Units Only)**

Emission Point Description and Type

1. Identification of Point on Plot Plan or Flow Diagram: TV-002	
2. Emission Point Type Code: <input checked="" type="checkbox"/> 1 <input type="checkbox"/> 2 <input type="checkbox"/> 3 <input type="checkbox"/> 4	
3. Descriptions of Emissions Points Comprising this Emissions Unit for VE tracking (limit to 100 characters per point): One stack containing one flue for each of three boilers.	
4. ID Numbers or Descriptions of Emission Units with this Emission Point in Common:	
5. Discharge Type Code: <input type="checkbox"/> D <input type="checkbox"/> F <input type="checkbox"/> H <input type="checkbox"/> P <input type="checkbox"/> R <input checked="" type="checkbox"/> V <input type="checkbox"/> W	
6. Stack Height:	195 feet
7. Exit Diameter:	7.5 feet
8. Exit Temperature:	<300 °F

Emissions Unit Information Section 2 of 5

9. Actual Volumetric Flow Rate:	169,000	acfm
10. Percent Water Vapor:	20.6	%
11. Maximum Dry Standard Flow Rate:	92,530	dscfm
12. Nonstack Emission Point Height:		feet
13. Emission Point UTM Coordinates:		
Zone: 17	East (km): 579.6	North (km): 2883.3
14. Emission Point Comment (limit to 200 characters):		
<p>Exit temperature, actual volumetric flow rate, percent water vapor, and maximum dry standard flow rate represent average values measured at the fabric filter outlet.</p>		

**F. SEGMENT (PROCESS/FUEL) INFORMATION
(Regulated and Unregulated Emissions Units)**

Segment Description and Rate: Segment 1 of 2

1. Segment Description (Process/Fuel Type and Associated Operating Method/Mode) (limit to 500 characters): Municipal Solid Waste (emissions related to tons MSW fired in boiler)	
2. Source Classification Code (SCC): 101012 -- Electric Utility Boiler - Solid Waste	
3. SCC Units: Tons	
4. Maximum Hourly Rate: 36	5. Maximum Annual Rate: 314,995
6. Estimated Annual Activity Factor: 1.0	
7. Maximum Percent Sulfur: N/A	8. Maximum Percent Ash: N/A
9. Million Btu per SCC Unit: N/A	
10. Segment Comment (limit to 200 characters):	

Emissions Unit Information Section 2 of 5

Segment Description and Rate: Segment 2 of 2

1. Segment Description (Process/Fuel Type and Associated Operating Method/Mode) (limit to 500 characters): Natural gas (emissions related to million cubic feet of gas fired in boiler)	
2. Source Classification Code (SCC): 1011006 -- Electric Utility Boiler - Natural Gas	
3. SCC Units: Million cubic feet	
4. Maximum Hourly Rate:	5. Maximum Annual Rate:
6. Estimated Annual Activity Factor: 0.10	
7. Maximum Percent Sulfur: 0.3	8. Maximum Percent Ash: N/A
9. Million Btu per SCC Unit:	
10. Segment Comment (limit to 200 characters): Maximum Percent Sulfur -- PPSC, Item XIV.B.	

**G. EMISSIONS UNIT POLLUTANTS
(Regulated and Unregulated Emissions Units)**

1. Pollutant Emitted	2. Primary Control Device Code	3. Secondary Control Device Code	4. Pollutant Regulatory Code
SO2	067	016	EL
VOC	067	016	EL
PM10	016		EL
NOX			EL
CO			EL
FL (Total Fluorides)	067	016	EL
SAM (Sulfuric Acid Mist)	067	016	EL
Beryllium (H021)	016		EL
Lead (PB)	016		EL
Mercury (H114)	016	067	EL
Hyd. Chloride (H106)	067	016	NS
Hyd. Fluoride (H107)	067	016	NS
Arsenic (H015)	016		NS
Dioxin/Furan (DIOX)	067	016	NS
Hexane (H104)	067	016	NS
Formaldehyde (H095)	067	016	NS
Benzene (H017)	067	016	NS
Toluene (H169)	067	016	NS
Cadmium (H027)	016		NS

H. EMISSIONS UNIT POLLUTANT DETAIL INFORMATION
(Regulated Emissions Units Only - Emissions Limited Pollutants Only)

Pollutant Detail Information:

1. Pollutant Emitted:	
SO2	
2. Total Percent Efficiency Control:	%
3. Potential Emissions:	100.3 lb/hr 439.3 tons/year
4. Synthetically Limited? <input type="checkbox"/> Yes <input checked="" type="checkbox"/> No	
5. Range of Estimated Fugitive/Other Emissions: <input type="checkbox"/> 1 <input type="checkbox"/> 2 <input type="checkbox"/> 3 _____ to _____ tons/year	
6. Emission Factor: 0.31 lb/mmBtu heat input Reference: Permit Limit	
7. Emissions Method Code: <input checked="" type="checkbox"/> 0 <input type="checkbox"/> 1 <input type="checkbox"/> 2 <input type="checkbox"/> 3 <input type="checkbox"/> 4 <input type="checkbox"/> 5	
8. Calculation of Emissions (limit to 600 characters): 323.6 mmBtu/hr x 0.31 lb/mmBtu = 100.3 lb/hr 100.3 lb/hr x 8760 hr/yr x ton/2000 lb = 439.3 tons/yr	
9. Pollutant Potential/Estimated Emissions Comment (limit to 200 characters):	

Allowable Emissions (Pollutant identified on front page)

A.

1. Basis for Allowable Emissions Code:	OTHER
2. Future Effective Date of Allowable Emissions:	
3. Requested Allowable Emissions and Units:	See Comment
4. Equivalent Allowable Emissions:	100.3 lb/hr 439.3 tons/year
5. Method of Compliance (limit to 60 characters):	Stack Test Method 6C
6. Pollutant Allowable Emissions Comment (Desc. Of Related Operating Method/Mode) (limit to 200 characters): Permit Limit [PSD-FL-105, Part I - Specific Condition 1.a.; PPSC, Item XIV.A.1.(a)(2)] -- 0.140 lb/mmBtu heat input and 60 ppm (3-hr rolling average, dry volume, @ 12% CO2) or 65% reduction of uncontrolled SO2 measured at inlet to acid gas control device - not to exceed 0.310 lb/mmBtu heat input and 124 ppm (3-hr rolling average, dry volume, @ 12% CO2).	

B.

1. Basis for Allowable Emissions Code:	
2. Future Effective Date of Allowable Emissions:	
3. Requested Allowable Emissions and Units:	
4. Equivalent Allowable Emissions:	lb/hr tons/year
5. Method of Compliance (limit to 60 characters):	
6. Pollutant Allowable Emissions Comment (Desc. Of Related Operating Method/Mode) (limit to 200 characters):	

**H. EMISSIONS UNIT POLLUTANT DETAIL INFORMATION
(Regulated Emissions Units Only - Emissions Limited Pollutants Only)**

Pollutant Detail Information:

1. Pollutant Emitted:	VOC		
2. Total Percent Efficiency Control:	%		
3. Potential Emissions:	4.2 lb/hr	18.4	tons/year
4. Synthetically Limited? [] Yes [X] No			
5. Range of Estimated Fugitive/Other Emissions: [] 1 [] 2 [] 3 _____ to _____ tons/year			
6. Emission Factor: 0.013 lb/mmBtu Reference: Permit Limit			
7. Emissions Method Code: [X] 0 [] 1 [] 2 [] 3 [] 4 [] 5			
8. Calculation of Emissions (limit to 600 characters): 0.013 lb/mmBtu x 323.6 mmBtu/hr = 4.2 lb/hr 4.2 lb/hr x 8760 hr/yr x ton/2000 lb = 18.4 TPY			
9. Pollutant Potential/Estimated Emissions Comment (limit to 200 characters):			

Emissions Unit Information Section 2 of 5

Allowable Emissions (Pollutant identified on front page)

A.

1. Basis for Allowable Emissions Code:	OTHER
2. Future Effective Date of Allowable Emissions:	
3. Requested Allowable Emissions and Units:	0.013 lb/mmBtu
4. Equivalent Allowable Emissions:	4.2 lb/hr 18.4 tons/year
5. Method of Compliance (limit to 60 characters):	Stack Test - Method 25A
6. Pollutant Allowable Emissions Comment (Desc. Of Related Operating Method/Mode) (limit to 200 characters):	PPSC, Item XIV.A.1.(a)(11)

B.

1. Basis for Allowable Emissions Code:	
2. Future Effective Date of Allowable Emissions:	
3. Requested Allowable Emissions and Units:	
4. Equivalent Allowable Emissions:	lb/hr tons/year
5. Method of Compliance (limit to 60 characters):	
6. Pollutant Allowable Emissions Comment (Desc. Of Related Operating Method/Mode) (limit to 200 characters):	

**H. EMISSIONS UNIT POLLUTANT DETAIL INFORMATION
(Regulated Emissions Units Only - Emissions Limited Pollutants Only)**

Pollutant Detail Information:

1. Pollutant Emitted:	PM/PM10		
2. Total Percent Efficiency Control:			%
3. Potential Emissions:	12.48 lb/hr	54.67	tons/year
4. Synthetically Limited? [] Yes [X] No			
5. Range of Estimated Fugitive/Other Emissions: [] 1 [] 2 [] 3 _____ to _____ tons/year			
6. Emission Factor: 0.0150 gr/dscf @ 12% CO₂ Reference: Permit Limit			
7. Emissions Method Code: [X] 0 [] 1 [] 2 [] 3 [] 4 [] 5			
8. Calculation of Emissions (limit to 600 characters): Lbs/hr and tons/year values are those reported in the facility's BACT analysis.			
9. Pollutant Potential/Estimated Emissions Comment (limit to 200 characters):			

Allowable Emissions (Pollutant identified on front page)

A.

1. Basis for Allowable Emissions Code:	OTHER
2. Future Effective Date of Allowable Emissions:	
3. Requested Allowable Emissions and Units:	0.0150 gr/dscf @ 12% CO₂
4. Equivalent Allowable Emissions:	12.48 lb/hr 54.67 tons/year
5. Method of Compliance (limit to 60 characters):	Stack Test - Method 5
6. Pollutant Allowable Emissions Comment (Desc. Of Related Operating Method/Mode) (limit to 200 characters):	PSD-FL-112, Part I, Specific Condition 1.a. PPSC, Item XIV.A.1.(a)(1)

B.

1. Basis for Allowable Emissions Code:	RULE
2. Future Effective Date of Allowable Emissions:	
3. Requested Allowable Emissions and Units:	0.10 lb/mmBtu
4. Equivalent Allowable Emissions:	32.4 lb/hr 141.7 tons/year
5. Method of Compliance (limit to 60 characters):	
6. Pollutant Allowable Emissions Comment (Desc. Of Related Operating Method/Mode) (limit to 200 characters):	40 CFR 60.43b(d)

Allowable Emissions (Pollutant identified on front page)

A.

1. Basis for Allowable Emissions Code:	RULE		
2. Future Effective Date of Allowable Emissions:			
3. Requested Allowable Emissions and Units:	0.08 gr/dscf @ 50% Excess Air		
4. Equivalent Allowable Emissions:	56.3	lb/hr	246.7 tons/year
5. Method of Compliance (limit to 60 characters):			
6. Pollutant Allowable Emissions Comment (Desc. Of Related Operating Method/Mode) (limit to 200 characters):	62-296.401(3)(a)		

B.

1. Basis for Allowable Emissions Code:			
2. Future Effective Date of Allowable Emissions:			
3. Requested Allowable Emissions and Units:			
4. Equivalent Allowable Emissions:		lb/hr	tons/year
5. Method of Compliance (limit to 60 characters):			
6. Pollutant Allowable Emissions Comment (Desc. Of Related Operating Method/Mode) (limit to 200 characters):			

**H. EMISSIONS UNIT POLLUTANT DETAIL INFORMATION
(Regulated Emissions Units Only - Emissions Limited Pollutants Only)**

Pollutant Detail Information:

1. Pollutant Emitted:	NOX		
2. Total Percent Efficiency Control:	%		
3. Potential Emissions:	181.2	lb/hr	793.7 tons/year
4. Synthetically Limited? [] Yes [X] No			
5. Range of Estimated Fugitive/Other Emissions: [] 1 [] 2 [] 3 _____ to _____ tons/year			
6. Emission Factor: 0.56 lb/mmBtu Reference: Permit Limit			
7. Emissions Method Code: [X] 0 [] 1 [] 2 [] 3 [] 4 [] 5			
8. Calculation of Emissions (limit to 600 characters): 0.56 lb/mmBtu x 323.6 mmBtu/hr = 181.2 lb/hr 181.2 lb/hr x 8760 hr/yr x ton/2000 lb = 793.7 TPY			
9. Pollutant Potential/Estimated Emissions Comment (limit to 200 characters):			

Allowable Emissions (Pollutant identified on front page)

A.

1. Basis for Allowable Emissions Code:	OTHER		
2. Future Effective Date of Allowable Emissions:			
3. Requested Allowable Emissions and Units:	0.56 lb/mmBtu		
4. Equivalent Allowable Emissions:	181.2	lb/hr	793.7 tons/year
5. Method of Compliance (limit to 60 characters):	Method 7		
6. Pollutant Allowable Emissions Comment (Desc. Of Related Operating Method/Mode) (limit to 200 characters):	PSD-FL-105, Part I, Specific Condition 1.a. PPSC, Item XIV.A.1.(a)(3)		

B.

1. Basis for Allowable Emissions Code:			
2. Future Effective Date of Allowable Emissions:			
3. Requested Allowable Emissions and Units:			
4. Equivalent Allowable Emissions:		lb/hr	tons/year
5. Method of Compliance (limit to 60 characters):			
6. Pollutant Allowable Emissions Comment (Desc. Of Related Operating Method/Mode) (limit to 200 characters):			

**H. EMISSIONS UNIT POLLUTANT DETAIL INFORMATION
(Regulated Emissions Units Only - Emissions Limited Pollutants Only)**

Pollutant Detail Information:

1. Pollutant Emitted:	CO			
2. Total Percent Efficiency Control:	%			
3. Potential Emissions:	29.1	lb/hr	127.6	tons/year
4. Synthetically Limited? [] Yes [X] No				
5. Range of Estimated Fugitive/Other Emissions: [] 1 [] 2 [] 3 _____ to _____ tons/year				
6. Emission Factor: 0.09 lb/mmBtu Reference: Permit Limit				
7. Emissions Method Code: [X] 0 [] 1 [] 2 [] 3 [] 4 [] 5				
8. Calculation of Emissions (limit to 600 characters): 0.09 lb/mmBtu x 323.6 mmBtu/hr = 29.1 lb/hr 29.1 lb/hr x 8760 hr/yr x ton/2000 lb = 127.6 TPY				
9. Pollutant Potential/Estimated Emissions Comment (limit to 200 characters):				

Allowable Emissions (Pollutant identified on front page)

A.

1. Basis for Allowable Emissions Code:	OTHER		
2. Future Effective Date of Allowable Emissions:			
3. Requested Allowable Emissions and Units:	0.09 lb/mmBtu		
4. Equivalent Allowable Emissions:	29.1	lb/hr	127.6 tons/year
5. Method of Compliance (limit to 60 characters):	Method 10		
6. Pollutant Allowable Emissions Comment (Desc. Of Related Operating Method/Mode) (limit to 200 characters):	PSD-FL-105, Part I, Specific Condition 1.a. PPSC, Item XIV.A.1.(a)(4)		

B.

1. Basis for Allowable Emissions Code:			
2. Future Effective Date of Allowable Emissions:			
3. Requested Allowable Emissions and Units:			
4. Equivalent Allowable Emissions:		lb/hr	tons/year
5. Method of Compliance (limit to 60 characters):			
6. Pollutant Allowable Emissions Comment (Desc. Of Related Operating Method/Mode) (limit to 200 characters):			

**H. EMISSIONS UNIT POLLUTANT DETAIL INFORMATION
(Regulated Emissions Units Only - Emissions Limited Pollutants Only)**

Pollutant Detail Information:

1. Pollutant Emitted:	Total Fluoride (FL)		
2. Total Percent Efficiency Control:			%
3. Potential Emissions:	1.3 lb/hr	5.7	tons/year
4. Synthetically Limited? <input type="checkbox"/> Yes <input checked="" type="checkbox"/> No			
5. Range of Estimated Fugitive/Other Emissions: <input type="checkbox"/> 1 <input type="checkbox"/> 2 <input type="checkbox"/> 3 _____ to _____ tons/year			
6. Emission Factor: 0.0040 lb/mmBtu Reference: Permit Limit			
7. Emissions Method Code: <input checked="" type="checkbox"/> 0 <input type="checkbox"/> 1 <input type="checkbox"/> 2 <input type="checkbox"/> 3 <input type="checkbox"/> 4 <input type="checkbox"/> 5			
8. Calculation of Emissions (limit to 600 characters): 0.004 lb/mmBtu x 323.6 mmBtu/hr = 1.3 lb/hr 1.3 lb/hr x 8760 hr/yr x ton/2000 lb = 5.7 TPY			
9. Pollutant Potential/Estimated Emissions Comment (limit to 200 characters): 			

Allowable Emissions (Pollutant identified on front page)

A.

1. Basis for Allowable Emissions Code:			
OTHER			
2. Future Effective Date of Allowable Emissions:			
3. Requested Allowable Emissions and Units:			
0.0040 lb/mmBtu			
4. Equivalent Allowable Emissions:	1.3	lb/hr	5.7 tons/year
5. Method of Compliance (limit to 60 characters):			
Method 13B			
6. Pollutant Allowable Emissions Comment (Desc. Of Related Operating Method/Mode) (limit to 200 characters):			
PSD-FL-105, Part I, Specific Condition 1.a.			

B.

1. Basis for Allowable Emissions Code:			
2. Future Effective Date of Allowable Emissions:			
3. Requested Allowable Emissions and Units:			
4. Equivalent Allowable Emissions:		lb/hr	tons/year
5. Method of Compliance (limit to 60 characters):			
6. Pollutant Allowable Emissions Comment (Desc. Of Related Operating Method/Mode) (limit to 200 characters):			

**H. EMISSIONS UNIT POLLUTANT DETAIL INFORMATION
(Regulated Emissions Units Only - Emissions Limited Pollutants Only)**

Pollutant Detail Information:

1. Pollutant Emitted:				
Sulfuric Acid Mist (SAM)				
2. Total Percent Efficiency Control:				%
3. Potential Emissions:	15.2	lb/hr	66.6	tons/year
4. Synthetically Limited? <input type="checkbox"/> Yes <input checked="" type="checkbox"/> No				
5. Range of Estimated Fugitive/Other Emissions: <input type="checkbox"/> 1 <input type="checkbox"/> 2 <input type="checkbox"/> 3 _____ to _____ tons/year				
6. Emission Factor: 0.047 lb/mmBtu Reference: Permit Limit				
7. Emissions Method Code: <input checked="" type="checkbox"/> 0 <input type="checkbox"/> 1 <input type="checkbox"/> 2 <input type="checkbox"/> 3 <input type="checkbox"/> 4 <input type="checkbox"/> 5				
8. Calculation of Emissions (limit to 600 characters): 0.047 lb/mmBtu x 323.6 mmBtu/hr = 15.2 lb/hr 15.2 lb/hr x 8760 hr/yr x ton/2000 lb = 66.6 TPY				
9. Pollutant Potential/Estimated Emissions Comment (limit to 200 characters):				

Emissions Unit Information Section 2 of 5

Allowable Emissions (Pollutant identified on front page)

A.

1. Basis for Allowable Emissions Code:	OTHER		
2. Future Effective Date of Allowable Emissions:			
3. Requested Allowable Emissions and Units:	0.047 lb/mmBtu		
4. Equivalent Allowable Emissions:	15.2	lb/hr	66.6 tons/year
5. Method of Compliance (limit to 60 characters):	Stack Test - Method 8		
6. Pollutant Allowable Emissions Comment (Desc. Of Related Operating Method/Mode) (limit to 200 characters):	PPSC, Item XIV.A.1.(a)(12)		

B.

1. Basis for Allowable Emissions Code:			
2. Future Effective Date of Allowable Emissions:			
3. Requested Allowable Emissions and Units:			
4. Equivalent Allowable Emissions:		lb/hr	tons/year
5. Method of Compliance (limit to 60 characters):			
6. Pollutant Allowable Emissions Comment (Desc. Of Related Operating Method/Mode) (limit to 200 characters):			

H. EMISSIONS UNIT POLLUTANT DETAIL INFORMATION
(Regulated Emissions Units Only - Emissions Limited Pollutants Only)

Pollutant Detail Information:

1. Pollutant Emitted:	Beryllium (H021)			
2. Total Percent Efficiency Control:				%
3. Potential Emissions:	3.01E-04	lb/hr	1.32E-03	tons/year
4. Synthetically Limited?				
	[] Yes [X] No			
5. Range of Estimated Fugitive/Other Emissions:				
	[] 1	[] 2	[] 3	_____ to _____ tons/year
6. Emission Factor: 9.3E-07 lb/mmBtu				
Reference: Permit Limit				
7. Emissions Method Code:				
	[X] 0	[] 1	[] 2	[] 3 [] 4 [] 5
8. Calculation of Emissions (limit to 600 characters):				
	9.3E-07 lb/mmBtu x 323.6 mmBtu/hr = 3.01E-04 lb/hr			
	3.01E-04 lb/hr x 8760 hr/yr x ton/2000 lb = 1.32E-03 TPY			
9. Pollutant Potential/Estimated Emissions Comment (limit to 200 characters):				

Emissions Unit Information Section 2 of 5

Allowable Emissions (Pollutant identified on front page)

A.

1. Basis for Allowable Emissions Code: OTHER
2. Future Effective Date of Allowable Emissions:
3. Requested Allowable Emissions and Units: 9.3E-07 lb/mmBtu
4. Equivalent Allowable Emissions: 3.01E-04 lb/hr 1.32E-03 tons/year
5. Method of Compliance (limit to 60 characters): Stack Test - Method 104 or 40 CFR Part 260, Appendix VIII (Multimetals)
6. Pollutant Allowable Emissions Comment (Desc. Of Related Operating Method/Mode) (limit to 200 characters): PSD-FL-105, Part I, Specific Condition 1.a. PPSC, Item XIV.A.1.(a)(10)

B.

1. Basis for Allowable Emissions Code:
2. Future Effective Date of Allowable Emissions:
3. Requested Allowable Emissions and Units:
4. Equivalent Allowable Emissions: lb/hr tons/year
5. Method of Compliance (limit to 60 characters):
6. Pollutant Allowable Emissions Comment (Desc. Of Related Operating Method/Mode) (limit to 200 characters):

H. EMISSIONS UNIT POLLUTANT DETAIL INFORMATION
(Regulated Emissions Units Only - Emissions Limited Pollutants Only)

Pollutant Detail Information:

1. Pollutant Emitted:		Lead (PB)	
2. Total Percent Efficiency Control:		%	
3. Potential Emissions:	0.49 lb/hr	2.13	tons/year
4. Synthetically Limited? <input type="checkbox"/> Yes <input checked="" type="checkbox"/> No			
5. Range of Estimated Fugitive/Other Emissions: <input type="checkbox"/> 1 <input type="checkbox"/> 2 <input type="checkbox"/> 3 _____ to _____ tons/year			
6. Emission Factor: 0.0015 lb/mmBtu Reference: Permit Limit			
7. Emissions Method Code: <input checked="" type="checkbox"/> 0 <input type="checkbox"/> 1 <input type="checkbox"/> 2 <input type="checkbox"/> 3 <input type="checkbox"/> 4 <input type="checkbox"/> 5			
8. Calculation of Emissions (limit to 600 characters): 0.0015 lb/mmBtu x 323.6 mmBtu/hr = 0.49 lb/hr 0.49 lb/hr x 8760 hr/yr x ton/2000 lb = 2.13 TPY			
9. Pollutant Potential/Estimated Emissions Comment (limit to 200 characters): 			

Allowable Emissions (Pollutant identified on front page)

A.

1. Basis for Allowable Emissions Code:	OTHER		
2. Future Effective Date of Allowable Emissions:			
3. Requested Allowable Emissions and Units:	0.0015 lb/mmBtu		
4. Equivalent Allowable Emissions:	0.49	lb/hr	2.13 tons/year
5. Method of Compliance (limit to 60 characters):	Method 12 or 40 CFR Part 260, Appendix VIII (Multimetals)		
6. Pollutant Allowable Emissions Comment (Desc. Of Related Operating Method/Mode) (limit to 200 characters):	PSD - FL-105, Part I, Specific Condition 1.a. PPSC, Item XIV.A.1.(a)(5)		

B.

1. Basis for Allowable Emissions Code:			
2. Future Effective Date of Allowable Emissions:			
3. Requested Allowable Emissions and Units:			
4. Equivalent Allowable Emissions:		lb/hr	tons/year
5. Method of Compliance (limit to 60 characters):			
6. Pollutant Allowable Emissions Comment (Desc. Of Related Operating Method/Mode) (limit to 200 characters):			

H. EMISSIONS UNIT POLLUTANT DETAIL INFORMATION
(Regulated Emissions Units Only - Emissions Limited Pollutants Only)

Pollutant Detail Information:

1. Pollutant Emitted:				
Mercury (H114)				
2. Total Percent Efficiency Control:				%
3. Potential Emissions:	0.043	lb/hr	0.19	tons/year
4. Synthetically Limited? <input type="checkbox"/> Yes <input checked="" type="checkbox"/> No				
5. Range of Estimated Fugitive/Other Emissions: <input type="checkbox"/> 1 <input type="checkbox"/> 2 <input type="checkbox"/> 3 _____ to _____ tons/year				
6. Emission Factor: 140 ug/dscm @ 7% O₂ Reference: 62-296.416(3)(b)(1)				
7. Emissions Method Code: <input checked="" type="checkbox"/> 0 <input type="checkbox"/> 1 <input type="checkbox"/> 2 <input type="checkbox"/> 3 <input type="checkbox"/> 4 <input type="checkbox"/> 5				
8. Calculation of Emissions (limit to 600 characters): 140 ug/dscm @ 7% O₂ x g/10⁶ ug x lb/453.6 g x 15231 dscf/mmBtu x dscm/35.31 dscf x 323.6 mmBtu/hr = 0.043 lb/hr 0.043 lb/hr x 8760 hr/yr x ton/2000 lb = 0.19 TPY				
9. Pollutant Potential/Estimated Emissions Comment (limit to 200 characters):				

Emissions Unit Information Section 2 of 5

Allowable Emissions (Pollutant identified on front page)

A.

1. Basis for Allowable Emissions Code:	OTHER		
2. Future Effective Date of Allowable Emissions:			
3. Requested Allowable Emissions and Units:	7.5E-04 lb/mmBtu		
4. Equivalent Allowable Emissions:	0.24	lb/hr	1.06 tons/year
5. Method of Compliance (limit to 60 characters):	Stack Test - Method 101A		
6. Pollutant Allowable Emissions Comment (Desc. Of Related Operating Method/Mode) (limit to 200 characters):	PSD-FL-105, Part I, Specific Condition 1.a. PPSC, Item XIV.A.1.(a)(7)		

B.

1. Basis for Allowable Emissions Code:	RULE		
2. Future Effective Date of Allowable Emissions:			
3. Requested Allowable Emissions and Units:	140 ug/dscm @ 7% O₂		
4. Equivalent Allowable Emissions:	0.043	lb/hr	0.19 tons/year
5. Method of Compliance (limit to 60 characters):	Stack Test - Method 101A (Quarterly testing)		
6. Pollutant Allowable Emissions Comment (Desc. Of Related Operating Method/Mode) (limit to 200 characters):	62-296.416(3)(b)(1) [State Only]		

**I. VISIBLE EMISSIONS INFORMATION
(Regulated Emissions Units Only)**

Visible Emissions Limitation: Visible Emissions Limitation 1 of 2

1. Visible Emissions Subtype:	VE15		
2. Basis for Allowable Opacity:	[] Rule	[X] Other	
3. Requested Allowable Opacity:	Normal Conditions: 15 %	Exceptional Conditions: 20 %	
	Maximum Period of Excess Opacity Allowed:	3 min/hour	
4. Method of Compliance:	Method 9		
5. Visible Emissions Comment (limit to 200 characters):	<p>PSD-FL-105, Part I, Specific Condition 1.a. PPSC, Item XIV.A.1.(a)(8)</p>		

Visible Emissions Limitation: Visible Emissions Limitation 2 of 2

1. Visible Emissions Subtype:	VE20		
2. Basis for Allowable Opacity:	[X] Rule	[] Other	
3. Requested Allowable Opacity:	Normal Conditions: 20 %	Exceptional Conditions: %	
	Maximum Period of Excess Opacity Allowed:	min/hour	
4. Method of Compliance:	Method 9		
5. Visible Emissions Comment (limit to 200 characters):	<p>62-296.320(4)(b)(1)</p>		

J. CONTINUOUS MONITOR INFORMATION
(Regulated Emissions Units Only)

Continuous Monitoring System: Continuous Monitor 1 of 8

1. Parameter Code: EM	2. Pollutant(s): SO₂ (Inlet)
3. CMS Requirement: <input type="checkbox"/> Rule <input checked="" type="checkbox"/> Other	
4. Monitor Information: Manufacturer: Monitor Labs Model Number: 8850 Serial Number: 3186	
5. Installation Date:	
6. Performance Specification Test Date:	
7. Continuous Monitor Comment (limit to 200 characters): PSD-FL-105, Part I, Specific Condition 9.a.	

Continuous Monitoring System: Continuous Monitor 2 of 8

1. Parameter Code: EM	2. Pollutant(s): SO₂ (Outlet)
3. CMS Requirement: <input type="checkbox"/> Rule <input checked="" type="checkbox"/> Other	
4. Monitor Information: Manufacturer: Monitor Labs Model Number: 8850 Serial Number: 3194	
5. Installation Date:	
6. Performance Specification Test Date:	
7. Continuous Monitor Comment (limit to 200 characters): PSD-FL-105, Part I, Specific Condition 9.a.	

**J. CONTINUOUS MONITOR INFORMATION
(Regulated Emissions Units Only)**

Continuous Monitoring System: Continuous Monitor 3 of 8

1. Parameter Code: EM	2. Pollutant(s): NO_x
3. CMS Requirement: <input type="checkbox"/> Rule <input checked="" type="checkbox"/> Other	
4. Monitor Information: Manufacturer: Monitor Labs Model Number: 8844 Serial Number: 118	
5. Installation Date:	
6. Performance Specification Test Date:	
7. Continuous Monitor Comment (limit to 200 characters): PSD-FL-105, Part I, Specific Condition 9.a.	

Continuous Monitoring System: Continuous Monitor 4 of 8

1. Parameter Code: EM	2. Pollutant(s): CO₂
3. CMS Requirement: <input type="checkbox"/> Rule <input checked="" type="checkbox"/> Other	
4. Monitor Information: Manufacturer: Milton Ray Model Number: 3300 Serial Number: N9L1886T	
5. Installation Date:	
6. Performance Specification Test Date:	
7. Continuous Monitor Comment (limit to 200 characters): PSD-FL-105, Part I, Specific Condition 9.a.	

**J. CONTINUOUS MONITOR INFORMATION
(Regulated Emissions Units Only)**

Continuous Monitoring System: Continuous Monitor 5 of 8

1. Parameter Code: EM	2. Pollutant(s): CO
3. CMS Requirement: <input type="checkbox"/> Rule <input checked="" type="checkbox"/> Other	
4. Monitor Information: Manufacturer: Monitor Labs Model Number: 8830 Serial Number: 267	
5. Installation Date:	
6. Performance Specification Test Date:	
7. Continuous Monitor Comment (limit to 200 characters): PSD-FL-105, Part I, Specific Condition 9.a.	

Continuous Monitoring System: Continuous Monitor 6 of 8

1. Parameter Code: EM	2. Pollutant(s): O₂ (Inlet) [Diluent]
3. CMS Requirement: <input type="checkbox"/> Rule <input checked="" type="checkbox"/> Other	
4. Monitor Information: Manufacturer: STI Model Number: OX-0102R Serial Number: N/A	
5. Installation Date:	
6. Performance Specification Test Date:	
7. Continuous Monitor Comment (limit to 200 characters): PSD-FL-105, Part I, Specific Condition 9.a.	

**J. CONTINUOUS MONITOR INFORMATION
(Regulated Emissions Units Only)**

Continuous Monitoring System: Continuous Monitor 7 of 8

1. Parameter Code: EM	2. Pollutant(s): O₂ (Outlet) [Diluent]
3. CMS Requirement: <input type="checkbox"/> Rule <input checked="" type="checkbox"/> Other	
4. Monitor Information: Manufacturer: STI Model Number: OX-0102R Serial Number: N/A	
5. Installation Date:	
6. Performance Specification Test Date:	
7. Continuous Monitor Comment (limit to 200 characters): PSD-FL-105, Part I, Specific Condition 9.a.	

Continuous Monitoring System: Continuous Monitor 8 of 8

1. Parameter Code: VE	2. Pollutant(s): VE
3. CMS Requirement: <input type="checkbox"/> Rule <input checked="" type="checkbox"/> Other	
4. Monitor Information: Manufacturer: TECO Model Number: 400 Serial Number: 400-29483-236/834	
5. Installation Date:	
6. Performance Specification Test Date:	
7. Continuous Monitor Comment (limit to 200 characters): PSD-FL-105, Part I, Specific Condition 9.a.	

**K. PREVENTION OF SIGNIFICANT DETERIORATION (PSD) INCREMENT
TRACKING INFORMATION
(Regulated and Unregulated Emissions Units)**

PSD Increment Consumption Determination

1. Increment Consuming for Particulate Matter or Sulfur Dioxide?

If the emissions unit addressed in this section emits particulate matter or sulfur dioxide, answer the following series of questions to make a preliminary determination as to whether or not the emissions unit consumes PSD increment for particulate matter or sulfur dioxide. Check the first statement, if any, that applies and skip the remaining statements.

- [X] The emissions unit is undergoing PSD review as part of this application, or has undergone PSD review previously, for particulate matter or sulfur dioxide. If so, emissions unit consumes increment.
- [] The facility addressed in this application is classified as an EPA major source pursuant to paragraph (c) of the definition of "major source of air pollution" in Chapter 62-213, F.A.C., and the emissions unit addressed in this section commenced (or will commence) construction after January 6, 1975. If so, baseline emissions are zero, and emissions unit consumes increment.
- [] The facility addressed in this application is classified as an EPA major source, and the emissions unit began initial operation after January 6, 1975, but before December 27, 1977. If so, baseline emissions are zero, and emissions unit consumes increment.
- [] For any facility, the emissions unit began (or will begin) initial operation after December 27, 1977. If so, baseline emissions are zero, and emissions unit consumes increment.
- [] None of the above apply. If so, the baseline emissions of the emissions unit are nonzero. In such case, additional analysis, beyond the scope of this application, is needed to determine whether changes in emissions have occurred (or will occur) after the baseline date that may consume or expand increment.

Emissions Unit Information Section 2 of 5

2. Increment Consuming for Nitrogen Dioxide?

If the emissions unit addressed in this section emits nitrogen oxides, answer the following series of questions to make a preliminary determination as to whether or not the emissions unit consumes PSD increment for nitrogen dioxide. Check the first statement, if any, that applies and skip the remaining statements.

- [X] The emissions unit addressed in this section is undergoing PSD review as part of this application, or has undergone PSD review previously, for nitrogen dioxide. If so, emissions unit consumes increment.
- [] The facility addressed in this application is classified as an EPA major source pursuant to paragraph (c) of the definition of "major source of air pollution" in Chapter 62-213, F.A.C., and the emissions unit addressed in this section commenced (or will commence) construction after February 8, 1988. If so, baseline emissions are zero, and emissions unit consumes increment.
- [] The facility addressed in this application is classified as an EPA major source, and the emissions unit began initial operation after February 8, 1988, but before March 28, 1988. If so, baseline emissions are zero, and emissions unit consumes increment.
- [] For any facility, the emissions unit began (or will begin) initial operation after March 28, 1988. If so, baseline emissions are zero, and emissions unit consumes increment.
- [] None of the above apply. If so, the baseline emissions of the emissions unit are nonzero. In such case, additional analysis, beyond the scope of this application, is needed to determine whether changes in emissions have occurred (or will occur) after the baseline date that may consume or expand increment.

3. Increment Consuming/Expanding Code:			
PM	<input checked="" type="checkbox"/> [X] C	<input type="checkbox"/> [] E	<input type="checkbox"/> [] Unknown
SO2	<input checked="" type="checkbox"/> [X] C	<input type="checkbox"/> [] E	<input type="checkbox"/> [] Unknown
NO2	<input checked="" type="checkbox"/> [X] C	<input type="checkbox"/> [] E	<input type="checkbox"/> [] Unknown
4. Baseline Emissions:			
PM	0 lb/hour	0 tons/year	
SO2	0 lb/hour	0 tons/year	
NO2	0 lb/hour	0 tons/year	
5. PSD Comment (limit to 200 characters):			

**L. EMISSIONS UNIT SUPPLEMENTAL INFORMATION
(Regulated Emissions Units Only)**

Supplemental Requirements for All Applications

1. Process Flow Diagram <input checked="" type="checkbox"/> Attached, Document ID: <u>Exhibit 1-1</u> <input type="checkbox"/> Not Applicable <input type="checkbox"/> Waiver Requested
2. Fuel Analysis or Specification <input type="checkbox"/> Attached, Document ID: _____ <input checked="" type="checkbox"/> Not Applicable <input type="checkbox"/> Waiver Requested
3. Detailed Description of Control Equipment <input checked="" type="checkbox"/> Attached, Document ID: <u>Exhibit 1-2</u> <input type="checkbox"/> Not Applicable <input type="checkbox"/> Waiver Requested
4. Description of Stack Sampling Facilities <input checked="" type="checkbox"/> Attached, Document ID: <u>Exhibit 1-3</u> <input type="checkbox"/> Not Applicable <input type="checkbox"/> Waiver Requested
5. Compliance Test Report <input type="checkbox"/> Attached, Document ID: _____ <input checked="" type="checkbox"/> Previously submitted, Date: <u>May 1996</u> <input type="checkbox"/> Not Applicable
6. Procedures for Startup and Shutdown <input checked="" type="checkbox"/> Attached, Document ID: <u>Exhibit 1-4</u> <input type="checkbox"/> Not Applicable
7. Operation and Maintenance Plan <input type="checkbox"/> Attached, Document ID: _____ <input checked="" type="checkbox"/> Not Applicable
8. Supplemental Information for Construction Permit Application <input type="checkbox"/> Attached, Document ID: _____ <input checked="" type="checkbox"/> Not Applicable
9. Other Information Required by Rule or Statute <input type="checkbox"/> Attached, Document ID: _____ <input checked="" type="checkbox"/> Not Applicable

Additional Supplemental Requirements for Category I Applications Only

10. Alternative Methods of Operation [<input checked="" type="checkbox"/>] Attached, Document ID: <u>Exhibit 1-5</u> [<input type="checkbox"/>] Not Applicable
11. Alternative Modes of Operation (Emissions Trading) [<input type="checkbox"/>] Attached, Document ID: _____ [<input checked="" type="checkbox"/>] Not Applicable
12. Identification of Additional Applicable Requirements [<input checked="" type="checkbox"/>] Attached, Document ID: <u>Exhibit 1-6</u> [<input type="checkbox"/>] Not Applicable
13. Compliance Assurance Monitoring Plan [<input type="checkbox"/>] Attached, Document ID: _____ [<input checked="" type="checkbox"/>] Not Applicable
14. Acid Rain Application (Hard-copy Required) [<input type="checkbox"/>] Acid Rain Part - Phase II (Form No. 62-210.900(1)(a)) Attached, Document ID: _____ [<input type="checkbox"/>] Repowering Extension Plan (Form No. 62-210.900(1)(a)1.) Attached, Document ID: _____ [<input type="checkbox"/>] New Unit Exemption (Form No. 62-210.900(1)(a)2.) Attached, Document ID: _____ [<input type="checkbox"/>] Retired Unit Exemption (Form No. 62-210.900(1)(a)3.) Attached, Document ID: _____ [<input checked="" type="checkbox"/>] Not Applicable

III. EMISSIONS UNIT INFORMATION

A separate Emissions Unit Information Section (including subsections A through L as required) must be completed for each emissions unit addressed in this Application for Air Permit. If submitting the application form in hard copy, indicate, in the space provided at the top of each page, the number of this Emissions Unit Information Section and the total number of Emissions Unit Information Sections submitted as part of this application. Some of the subsections comprising the Emissions Unit Information Section of the form are intended for regulated emissions units only. Others are intended for both regulated and unregulated emissions units. Each subsection is appropriately marked.

A. TYPE OF EMISSIONS UNIT (Regulated and Unregulated Emissions Units)

Type of Emissions Unit Addressed in This Section

1. Regulated or Unregulated Emissions Unit? Check one:

[X] The emissions unit addressed in this Emissions Unit Information Section is a regulated emissions unit.

[] The emissions unit addressed in this Emissions Unit Information Section is an unregulated emissions unit.

2. Single Process, Group of Processes, or Fugitive Only? Check one:

[X] This Emissions Unit Information Section addresses, as a single emissions unit, a single process or production unit, or activity, which produces one or more air pollutants and which has at least one definable emission point (stack or vent).

[] This Emissions Unit Information Section addresses, as a single emissions unit, a group of processes or production units and activities which has at least one definable emission point (stack or vent) but may also produce fugitive emissions.

[] This Emissions Unit Information Section addresses, as a single emissions unit, one or more process or production units and activities which produce fugitive emissions only.

**B. GENERAL EMISSIONS UNIT INFORMATION
(Regulated and Unregulated Emissions Units)**

Emissions Unit Description and Status

1. Description of Emissions Unit Addressed in This Section (limit to 60 characters): MSW- fired Boiler No. 3		
2. Emissions Unit Identification Number: [] No Corresponding ID [] Unknown 003		
3. Emissions Unit Status Code: A	4. Acid Rain Unit? [] Yes [X] No	5. Emissions Unit Major Group SIC Code: 49
6. Emissions Unit Comment (limit to 500 characters): 		

Emissions Unit Control Equipment

A.

1. Description (limit to 200 characters): Spray dryer adsorber
2. Control Device or Method Code: 067

B.

1. Description (limit to 200 characters): Baghouse (fabric filter)
2. Control Device or Method Code: 016

C.

1. Description (limit to 200 characters):
2. Control Device or Method Code:

**C. EMISSIONS UNIT DETAIL INFORMATION
(Regulated Emissions Units Only)**

Emissions Unit Details

1. Initial Startup Date:		
2. Long-term Reserve Shutdown Date:	N/A	
3. Package Unit:	N/A	
Manufacturer:		Model Number:
4. Generator Nameplate Rating:	68.5	MW
5. Incinerator Information:	N/A	
	Dwell Temperature:	°F
	Dwell Time:	seconds
	Incinerator Afterburner Temperature:	°F

Emissions Unit Operating Capacity


1. Maximum Heat Input Rate:	323.6	MmBtu/hr
2. Maximum Incineration Rate:	lb/hr	tons/day
3. Maximum Process or Throughput Rate:	71,917 lb/hr	863 tons/day
4. Maximum Production Rate:	192,000 lb/hr steam (3-hour rolling average)	
5. Operating Capacity Comment (limit to 200 characters):		

Emissions Unit Operating Schedule

Requested maximum Operating Schedule:		
24	hours/day	7
52	weeks/year	8760
		hours/year

**D. EMISSIONS UNIT REGULATIONS
(Regulated Emissions Units Only)**

Rule Applicability Analysis (Required for Category II applications and Category III applications involving non Title-V sources. See Instructions.)



E. EMISSION POINT (STACK/VENT) INFORMATION
(Regulated Emissions Units Only)

Emission Point Description and Type

1. Identification of Point on Plot Plan or Flow Diagram: TV-003	
2. Emission Point Type Code: <input checked="" type="checkbox"/> 1 <input type="checkbox"/> 2 <input type="checkbox"/> 3 <input type="checkbox"/> 4	
3. Descriptions of Emissions Points Comprising this Emissions Unit for VE tracking (limit to 100 characters per point): <p>One stack containing one flue for each of three boilers.</p>	
4. ID Numbers or Descriptions of Emission Units with this Emission Point in Common:	
5. Discharge Type Code: <input type="checkbox"/> D <input type="checkbox"/> F <input type="checkbox"/> H <input type="checkbox"/> P <input type="checkbox"/> R <input checked="" type="checkbox"/> V <input type="checkbox"/> W	
6. Stack Height:	195 feet
7. Exit Diameter:	7.5 feet
8. Exit Temperature:	<300 °F

Emissions Unit Information Section 3 of 5

9. Actual Volumetric Flow Rate:	169,000 acfm
10. Percent Water Vapor:	20.6 %
11. Maximum Dry Standard Flow Rate:	92,530 dscfm
12. Nonstack Emission Point Height:	feet
13. Emission Point UTM Coordinates: Zone: 17 East (km): 579.6 North (km): 2883.3	
14. Emission Point Comment (limit to 200 characters): Exit temperature, actual volumetric flow rate, percent water vapor, and maximum dry standard flow rate represent average values measured at the fabric filter outlet.	

F. SEGMENT (PROCESS/FUEL) INFORMATION
(Regulated and Unregulated Emissions Units)

Segment Description and Rate: Segment 1 of 2

1. Segment Description (Process/Fuel Type and Associated Operating Method/Mode) (limit to 500 characters): Municipal Solid Waste (emissions related to tons MSW fired in boiler)	
2. Source Classification Code (SCC): 101012 -- Electric Utility Boiler - Solid Waste	
3. SCC Units: Tons	
4. Maximum Hourly Rate: 36	5. Maximum Annual Rate: 314,995
6. Estimated Annual Activity Factor: 1.0	
7. Maximum Percent Sulfur: N/A	8. Maximum Percent Ash: N/A
9. Million Btu per SCC Unit: N/A	
10. Segment Comment (limit to 200 characters):	

Segment Description and Rate: Segment 2 of 2

1. Segment Description (Process/Fuel Type and Associated Operating Method/Mode) (limit to 500 characters): Natural gas (emissions related to million cubic feet of gas fired in boiler)	
2. Source Classification Code (SCC): 1011006 -- Electric Utility Boiler - Natural Gas	
3. SCC Units: Million cubic feet	
4. Maximum Hourly Rate:	5. Maximum Annual Rate:
6. Estimated Annual Activity Factor: 0.10	
7. Maximum Percent Sulfur: 0.3	8. Maximum Percent Ash: N/A
9. Million Btu per SCC Unit:	
10. Segment Comment (limit to 200 characters): Maximum Percent Sulfur -- PPSC, Item XIV.B.	

**G. EMISSIONS UNIT POLLUTANTS
(Regulated and Unregulated Emissions Units)**

1. Pollutant Emitted	2. Primary Control Device Code	3. Secondary Control Device Code	4. Pollutant Regulatory Code
SO2	067	016	EL
VOC	067	016	EL
PM10	016		EL
NOX			EL
CO			EL
FL (Total Fluorides)	067	016	EL
SAM (Sulfuric Acid Mist)	067	016	EL
Beryllium (H021)	016		EL
Lead (PB)	016		EL
Mercury (H114)	016	067	EL
Hyd. Chloride (H106)	067	016	NS
Hyd. Fluoride (H107)	067	016	NS
Arsenic (H015)	016		NS
Dioxin/Furan (DIOX)	067	016	NS
Hexane (H104)	067	016	NS
Formaldehyde (H095)	067	016	NS
Benzene (H017)	067	016	NS
Toluene (H169)	067	016	NS
Cadmium (H027)	016		NS

H. EMISSIONS UNIT POLLUTANT DETAIL INFORMATION
 (Regulated Emissions Units Only - Emissions Limited Pollutants Only)

Pollutant Detail Information:

1. Pollutant Emitted:	SO2	
2. Total Percent Efficiency Control:	%	
3. Potential Emissions:	100.3 lb/hr	439.3 tons/year
4. Synthetically Limited? <input type="checkbox"/> Yes <input checked="" type="checkbox"/> No		
5. Range of Estimated Fugitive/Other Emissions: <input type="checkbox"/> 1 <input type="checkbox"/> 2 <input type="checkbox"/> 3 _____ to _____ tons/year		
6. Emission Factor: 0.31 lb/mmBtu heat input Reference: Permit Limit		
7. Emissions Method Code: <input checked="" type="checkbox"/> 0 <input type="checkbox"/> 1 <input type="checkbox"/> 2 <input type="checkbox"/> 3 <input type="checkbox"/> 4 <input type="checkbox"/> 5		
8. Calculation of Emissions (limit to 600 characters): 323.6 mmBtu/hr x 0.31 lb/mmBtu = 100.3 lb/hr 100.3 lb/hr x 8760 hr/yr x ton/2000 lb = 439.3 tons/yr		
9. Pollutant Potential/Estimated Emissions Comment (limit to 200 characters):		

**H. EMISSIONS UNIT POLLUTANT DETAIL INFORMATION
(Regulated Emissions Units Only - Emissions Limited Pollutants Only)**

Pollutant Detail Information:

1. Pollutant Emitted:	VOC		
2. Total Percent Efficiency Control:			%
3. Potential Emissions:	4.2 lb/hr	18.4	tons/year
4. Synthetically Limited? [] Yes [X] No			
5. Range of Estimated Fugitive/Other Emissions: [] 1 [] 2 [] 3 _____ to _____ tons/year			
6. Emission Factor: 0.013 lb/mmBtu Reference: Permit Limit			
7. Emissions Method Code: [X] 0 [] 1 [] 2 [] 3 [] 4 [] 5			
8. Calculation of Emissions (limit to 600 characters): 0.013 lb/mmBtu x 323.6 mmBtu/hr = 4.2 lb/hr 4.2 lb/hr x 8760 hr/yr x ton/2000 lb = 18.4 TPY			
9. Pollutant Potential/Estimated Emissions Comment (limit to 200 characters):			

Emissions Unit Information Section 3 of 5

Allowable Emissions (Pollutant identified on front page)

A.

1. Basis for Allowable Emissions Code:	OTHER
2. Future Effective Date of Allowable Emissions:	
3. Requested Allowable Emissions and Units:	0.013 lb/mmBtu
4. Equivalent Allowable Emissions:	4.2 lb/hr 18.4 tons/year
5. Method of Compliance (limit to 60 characters):	Stack Test - Method 25A
6. Pollutant Allowable Emissions Comment (Desc. Of Related Operating Method/Mode) (limit to 200 characters):	PPSC, Item XIV.A.1.(a)(11)

B.

1. Basis for Allowable Emissions Code:	
2. Future Effective Date of Allowable Emissions:	
3. Requested Allowable Emissions and Units:	
4. Equivalent Allowable Emissions:	lb/hr tons/year
5. Method of Compliance (limit to 60 characters):	
6. Pollutant Allowable Emissions Comment (Desc. Of Related Operating Method/Mode) (limit to 200 characters):	

**H. EMISSIONS UNIT POLLUTANT DETAIL INFORMATION
(Regulated Emissions Units Only - Emissions Limited Pollutants Only)**

Pollutant Detail Information:

1. Pollutant Emitted:	PM/PM10		
2. Total Percent Efficiency Control:	%		
3. Potential Emissions:	12.48 lb/hr	54.67	tons/year
4. Synthetically Limited? [] Yes [X] No			
5. Range of Estimated Fugitive/Other Emissions: [] 1 [] 2 [] 3 _____ to _____ tons/year			
6. Emission Factor: 0.0150 gr/dscf @ 12% CO₂ Reference: Permit Limit			
7. Emissions Method Code: [X] 0 [] 1 [] 2 [] 3 [] 4 [] 5			
8. Calculation of Emissions (limit to 600 characters): Lbs/hr and tons/year values are those reported in the facility's BACT analysis.			
9. Pollutant Potential/Estimated Emissions Comment (limit to 200 characters):			

Emissions Unit Information Section 3 of 5

Allowable Emissions (Pollutant identified on front page)

A.

1. Basis for Allowable Emissions Code:	OTHER		
2. Future Effective Date of Allowable Emissions:			
3. Requested Allowable Emissions and Units:	0.0150 gr/dscf @ 12% CO₂		
4. Equivalent Allowable Emissions:	12.48	lb/hr	54.67 tons/year
5. Method of Compliance (limit to 60 characters):	Stack Test - Method 5		
6. Pollutant Allowable Emissions Comment (Desc. Of Related Operating Method/Mode) (limit to 200 characters):	PSD-FL-112, Part I, Specific Condition 1.a. PPSC, Item XIV.A.1.(a)(1)		

B.

1. Basis for Allowable Emissions Code:	RULE		
2. Future Effective Date of Allowable Emissions:			
3. Requested Allowable Emissions and Units:	0.10 lb/mmBtu		
4. Equivalent Allowable Emissions:	32.4	lb/hr	141.7 tons/year
5. Method of Compliance (limit to 60 characters):			
6. Pollutant Allowable Emissions Comment (Desc. Of Related Operating Method/Mode) (limit to 200 characters):	40 CFR 60.43b(d)		

Emissions Unit Information Section 3 of 5

Allowable Emissions (Pollutant identified on front page)

A.

1. Basis for Allowable Emissions Code: RULE
2. Future Effective Date of Allowable Emissions:
3. Requested Allowable Emissions and Units: 0.08 gr/dscf @ 50% Excess Air
4. Equivalent Allowable Emissions: 56.3 lb/hr 246.7 tons/year
5. Method of Compliance (limit to 60 characters):
6. Pollutant Allowable Emissions Comment (Desc. Of Related Operating Method/Mode) (limit to 200 characters): 62-296.401(3)(a)

B.

1. Basis for Allowable Emissions Code:
2. Future Effective Date of Allowable Emissions:
3. Requested Allowable Emissions and Units:
4. Equivalent Allowable Emissions: lb/hr tons/year
5. Method of Compliance (limit to 60 characters):
6. Pollutant Allowable Emissions Comment (Desc. Of Related Operating Method/Mode) (limit to 200 characters):

**H. EMISSIONS UNIT POLLUTANT DETAIL INFORMATION
(Regulated Emissions Units Only - Emissions Limited Pollutants Only)**

Pollutant Detail Information:

1. Pollutant Emitted:	NOX			
2. Total Percent Efficiency Control:	%			
3. Potential Emissions:	181.2	lb/hr	793.7	tons/year
4. Synthetically Limited? [] Yes [X] No				
5. Range of Estimated Fugitive/Other Emissions: [] 1 [] 2 [] 3 _____ to _____ tons/year				
6. Emission Factor: 0.56 lb/mmBtu Reference: Permit Limit				
7. Emissions Method Code: [X] 0 [] 1 [] 2 [] 3 [] 4 [] 5				
8. Calculation of Emissions (limit to 600 characters): 0.56 lb/mmBtu x 323.6 mmBtu/hr = 181.2 lb/hr 181.2 lb/hr x 8760 hr/yr x ton/2000 lb = 793.7 TPY				
9. Pollutant Potential/Estimated Emissions Comment (limit to 200 characters):				

Emissions Unit Information Section 3 of 5

Allowable Emissions (Pollutant identified on front page)

A.

1. Basis for Allowable Emissions Code:	OTHER		
2. Future Effective Date of Allowable Emissions:			
3. Requested Allowable Emissions and Units:	0.56 lb/mmBtu		
4. Equivalent Allowable Emissions:	181.2	lb/hr	793.7 tons/year
5. Method of Compliance (limit to 60 characters):	Method 7		
6. Pollutant Allowable Emissions Comment (Desc. Of Related Operating Method/Mode) (limit to 200 characters):	PSD-FL-105, Part I, Specific Condition 1.a. PPSC, Item XIV.A.1.(a)(3)		

B.

1. Basis for Allowable Emissions Code:			
2. Future Effective Date of Allowable Emissions:			
3. Requested Allowable Emissions and Units:			
4. Equivalent Allowable Emissions:		lb/hr	tons/year
5. Method of Compliance (limit to 60 characters):			
6. Pollutant Allowable Emissions Comment (Desc. Of Related Operating Method/Mode) (limit to 200 characters):			

**H. EMISSIONS UNIT POLLUTANT DETAIL INFORMATION
(Regulated Emissions Units Only - Emissions Limited Pollutants Only)**

Pollutant Detail Information:

1. Pollutant Emitted:	CO			
2. Total Percent Efficiency Control:	%			
3. Potential Emissions:	29.1	lb/hr	127.6	tons/year
4. Synthetically Limited? [] Yes [X] No				
5. Range of Estimated Fugitive/Other Emissions: [] 1 [] 2 [] 3 _____ to _____ tons/year				
6. Emission Factor: 0.09 lb/mmBtu Reference: Permit Limit				
7. Emissions Method Code: [X] 0 [] 1 [] 2 [] 3 [] 4 [] 5				
8. Calculation of Emissions (limit to 600 characters): 0.09 lb/mmBtu x 323.6 mmBtu/hr = 29.1 lb/hr 29.1 lb/hr x 8760 hr/yr x ton/2000 lb = 127.6 TPY				
9. Pollutant Potential/Estimated Emissions Comment (limit to 200 characters):				

Emissions Unit Information Section 3 of 5

Allowable Emissions (Pollutant identified on front page)

A.

1. Basis for Allowable Emissions Code:	OTHER		
2. Future Effective Date of Allowable Emissions:			
3. Requested Allowable Emissions and Units:	0.09 lb/mmBtu		
4. Equivalent Allowable Emissions:	29.1	lb/hr	127.6 tons/year
5. Method of Compliance (limit to 60 characters):	Method 10		
6. Pollutant Allowable Emissions Comment (Desc. Of Related Operating Method/Mode) (limit to 200 characters):	PSD-FL-105, Part I, Specific Condition 1.a. PPSC, Item XIV.A.1.(a)(4)		

B.

1. Basis for Allowable Emissions Code:			
2. Future Effective Date of Allowable Emissions:			
3. Requested Allowable Emissions and Units:			
4. Equivalent Allowable Emissions:		lb/hr	tons/year
5. Method of Compliance (limit to 60 characters):			
6. Pollutant Allowable Emissions Comment (Desc. Of Related Operating Method/Mode) (limit to 200 characters):			

**H. EMISSIONS UNIT POLLUTANT DETAIL INFORMATION
(Regulated Emissions Units Only - Emissions Limited Pollutants Only)**

Pollutant Detail Information:

1. Pollutant Emitted:	Total Fluoride (FL)		
2. Total Percent Efficiency Control:	%		
3. Potential Emissions:	1.3 lb/hr	5.7	tons/year
4. Synthetically Limited? [] Yes [X] No			
5. Range of Estimated Fugitive/Other Emissions: [] 1 [] 2 [] 3 _____ to _____ tons/year			
6. Emission Factor: 0.0040 lb/mmBtu Reference: Permit Limit			
7. Emissions Method Code: [X] 0 [] 1 [] 2 [] 3 [] 4 [] 5			
8. Calculation of Emissions (limit to 600 characters): 0.004 lb/mmBtu x 323.6 mmBtu/hr = 1.3 lb/hr 1.3 lb/hr x 8760 hr/yr x ton/2000 lb = 5.7 TPY			
9. Pollutant Potential/Estimated Emissions Comment (limit to 200 characters):			

Emissions Unit Information Section 3 of 5

Allowable Emissions (Pollutant identified on front page)

A.

1. Basis for Allowable Emissions Code: OTHER
2. Future Effective Date of Allowable Emissions:
3. Requested Allowable Emissions and Units: 0.0040 lb/mmBtu
4. Equivalent Allowable Emissions: 1.3 lb/hr 5.7 tons/year
5. Method of Compliance (limit to 60 characters): Method 13B
6. Pollutant Allowable Emissions Comment (Desc. Of Related Operating Method/Mode) (limit to 200 characters): PSD-FL-105, Part I, Specific Condition 1.a.

B.

1. Basis for Allowable Emissions Code:
2. Future Effective Date of Allowable Emissions:
3. Requested Allowable Emissions and Units:
4. Equivalent Allowable Emissions: lb/hr tons/year
5. Method of Compliance (limit to 60 characters):
6. Pollutant Allowable Emissions Comment (Desc. Of Related Operating Method/Mode) (limit to 200 characters):

**H. EMISSIONS UNIT POLLUTANT DETAIL INFORMATION
(Regulated Emissions Units Only - Emissions Limited Pollutants Only)**

Pollutant Detail Information:

1. Pollutant Emitted:				
Sulfuric Acid Mist (SAM)				
2. Total Percent Efficiency Control:				%
3. Potential Emissions:	15.2	lb/hr	66.6	tons/year
4. Synthetically Limited? <input type="checkbox"/> Yes <input checked="" type="checkbox"/> No				
5. Range of Estimated Fugitive/Other Emissions: <input type="checkbox"/> 1 <input type="checkbox"/> 2 <input type="checkbox"/> 3 _____ to _____ tons/year				
6. Emission Factor: 0.047 lb/mmBtu Reference: Permit Limit				
7. Emissions Method Code: <input checked="" type="checkbox"/> 0 <input type="checkbox"/> 1 <input type="checkbox"/> 2 <input type="checkbox"/> 3 <input type="checkbox"/> 4 <input type="checkbox"/> 5				
8. Calculation of Emissions (limit to 600 characters): 0.047 lb/mmBtu x 323.6 mmBtu/hr = 15.2 lb/hr 15.2 lb/hr x 8760 hr/yr x ton/2000 lb = 66.6 TPY				
9. Pollutant Potential/Estimated Emissions Comment (limit to 200 characters): 				

Emissions Unit Information Section 3 of 5

Allowable Emissions (Pollutant identified on front page)

A.

1. Basis for Allowable Emissions Code: OTHER			
2. Future Effective Date of Allowable Emissions:			
3. Requested Allowable Emissions and Units: 0.047 lb/mmBtu			
4. Equivalent Allowable Emissions:	15.2	lb/hr	66.6 tons/year
5. Method of Compliance (limit to 60 characters): Stack Test - Method 8			
6. Pollutant Allowable Emissions Comment (Desc. Of Related Operating Method/Mode) (limit to 200 characters): PPSC, Item XIV.A.1.(a)(12)			

B.

1. Basis for Allowable Emissions Code:			
2. Future Effective Date of Allowable Emissions:			
3. Requested Allowable Emissions and Units:			
4. Equivalent Allowable Emissions:		lb/hr	tons/year
5. Method of Compliance (limit to 60 characters):			
6. Pollutant Allowable Emissions Comment (Desc. Of Related Operating Method/Mode) (limit to 200 characters):			

**H. EMISSIONS UNIT POLLUTANT DETAIL INFORMATION
(Regulated Emissions Units Only - Emissions Limited Pollutants Only)**

Pollutant Detail Information:

1. Pollutant Emitted:				
Beryllium (H021)				
2. Total Percent Efficiency Control:				%
3. Potential Emissions:	3.01E-04	lb/hr	1.32E-03	tons/year
4. Synthetically Limited? <input type="checkbox"/> Yes <input checked="" type="checkbox"/> No				
5. Range of Estimated Fugitive/Other Emissions: <input type="checkbox"/> 1 <input type="checkbox"/> 2 <input type="checkbox"/> 3 _____ to _____ tons/year				
6. Emission Factor: 9.3E-07 lb/mmBtu Reference: Permit Limit				
7. Emissions Method Code: <input checked="" type="checkbox"/> 0 <input type="checkbox"/> 1 <input type="checkbox"/> 2 <input type="checkbox"/> 3 <input type="checkbox"/> 4 <input type="checkbox"/> 5				
8. Calculation of Emissions (limit to 600 characters): $9.3E-07 \text{ lb/mmBtu} \times 323.6 \text{ mmBtu/hr} = 3.01E-04 \text{ lb/hr}$ $3.01E-04 \text{ lb/hr} \times 8760 \text{ hr/yr} \times \text{ton}/2000 \text{ lb} = 1.32E-03 \text{ TPY}$				
9. Pollutant Potential/Estimated Emissions Comment (limit to 200 characters): 				

Emissions Unit Information Section 3 of 5

Allowable Emissions (Pollutant identified on front page)

A.

1. Basis for Allowable Emissions Code:	OTHER		
2. Future Effective Date of Allowable Emissions:			
3. Requested Allowable Emissions and Units:	9.3E-07 lb/mmBtu		
4. Equivalent Allowable Emissions:	3.01E-04	lb/hr	1.32E-03 tons/year
5. Method of Compliance (limit to 60 characters):	Stack Test - Method 104 or 40 CFR Part 260, Appendix VIII (Multimetals)		
6. Pollutant Allowable Emissions Comment (Desc. Of Related Operating Method/Mode) (limit to 200 characters):	PSD-FL-105, Part I, Specific Condition 1.a. PPSC, Item XIV.A.1.(a)(10)		

B.

1. Basis for Allowable Emissions Code:			
2. Future Effective Date of Allowable Emissions:			
3. Requested Allowable Emissions and Units:			
4. Equivalent Allowable Emissions:	lb/hr	tons/year	
5. Method of Compliance (limit to 60 characters):			
6. Pollutant Allowable Emissions Comment (Desc. Of Related Operating Method/Mode) (limit to 200 characters):			

**H. EMISSIONS UNIT POLLUTANT DETAIL INFORMATION
(Regulated Emissions Units Only - Emissions Limited Pollutants Only)**

Pollutant Detail Information:

1. Pollutant Emitted:	Lead (PB)			
2. Total Percent Efficiency Control:	%			
3. Potential Emissions:	0.49	lb/hr	2.13	tons/year
4. Synthetically Limited? [] Yes [X] No				
5. Range of Estimated Fugitive/Other Emissions: [] 1 [] 2 [] 3 _____ to _____ tons/year				
6. Emission Factor: 0.0015 lb/mmBtu Reference: Permit Limit				
7. Emissions Method Code: [X] 0 [] 1 [] 2 [] 3 [] 4 [] 5				
8. Calculation of Emissions (limit to 600 characters): 0.0015 lb/mmBtu x 323.6 mmBtu/hr = 0.49 lb/hr 0.49 lb/hr x 8760 hr/yr x ton/2000 lb = 2.13 TPY				
9. Pollutant Potential/Estimated Emissions Comment (limit to 200 characters):				

Emissions Unit Information Section 3 of 5

Allowable Emissions (Pollutant identified on front page)

A.

1. Basis for Allowable Emissions Code:			
OTHER			
2. Future Effective Date of Allowable Emissions:			
3. Requested Allowable Emissions and Units:			
0.0015 lb/mmBtu			
4. Equivalent Allowable Emissions:	0.49	lb/hr	2.13 tons/year
5. Method of Compliance (limit to 60 characters):			
Method 12 or 40 CFR Part 260, Appendix VIII (Multimetals)			
6. Pollutant Allowable Emissions Comment (Desc. Of Related Operating Method/Mode) (limit to 200 characters):			
PSD - FL-105, Part I, Specific Condition 1.a. PPSC, Item XIV.A.1.(a)(5)			

B.

1. Basis for Allowable Emissions Code:			
2. Future Effective Date of Allowable Emissions:			
3. Requested Allowable Emissions and Units:			
4. Equivalent Allowable Emissions:		lb/hr	tons/year
5. Method of Compliance (limit to 60 characters):			
6. Pollutant Allowable Emissions Comment (Desc. Of Related Operating Method/Mode) (limit to 200 characters):			

**H. EMISSIONS UNIT POLLUTANT DETAIL INFORMATION
(Regulated Emissions Units Only - Emissions Limited Pollutants Only)**

Pollutant Detail Information:

1. Pollutant Emitted:	Mercury (H114)			
2. Total Percent Efficiency Control:				%
3. Potential Emissions:	0.043	lb/hr	0.19	tons/year
4. Synthetically Limited? [] Yes [X] No				
5. Range of Estimated Fugitive/Other Emissions: [] 1 [] 2 [] 3 _____ to _____ tons/year				
6. Emission Factor: 140 ug/dscm @ 7% O₂ Reference: 62-296.416(3)(b)(1)				
7. Emissions Method Code: [X] 0 [] 1 [] 2 [] 3 [] 4 [] 5				
8. Calculation of Emissions (limit to 600 characters): $140 \text{ ug/dscm @ } 7\% \text{ O}_2 \times \text{g}/10^6 \text{ ug} \times \text{lb}/453.6 \text{ g} \times 15231 \text{ dscf/mmBtu} \times \text{dscm}/35.31 \text{ dscf} \\ \times 323.6 \text{ mmBtu/hr} = 0.043 \text{ lb/hr}$ $0.043 \text{ lb/hr} \times 8760 \text{ hr/yr} \times \text{ton}/2000 \text{ lb} = 0.19 \text{ TPY}$				
9. Pollutant Potential/Estimated Emissions Comment (limit to 200 characters):				

Allowable Emissions (Pollutant identified on front page)

A.

1. Basis for Allowable Emissions Code:	OTHER		
2. Future Effective Date of Allowable Emissions:			
3. Requested Allowable Emissions and Units:	7.5E-04 lb/mmBtu		
4. Equivalent Allowable Emissions:	0.24	lb/hr	1.06 tons/year
5. Method of Compliance (limit to 60 characters):	Stack Test - Method 101A		
6. Pollutant Allowable Emissions Comment (Desc. Of Related Operating Method/Mode) (limit to 200 characters):	PSD-FL-105, Part I, Specific Condition 1.a. PPSC, Item XIV.A.1.(a)(7)		

B.

1. Basis for Allowable Emissions Code:	RULE		
2. Future Effective Date of Allowable Emissions:			
3. Requested Allowable Emissions and Units:	140 ug/dscm @ 7% O₂		
4. Equivalent Allowable Emissions:	0.043	lb/hr	0.19 tons/year
5. Method of Compliance (limit to 60 characters):	Stack Test - Method 101A (Quarterly testing)		
6. Pollutant Allowable Emissions Comment (Desc. Of Related Operating Method/Mode) (limit to 200 characters):	62-296.416(3)(b)(1) [State Only]		

I. VISIBLE EMISSIONS INFORMATION
(Regulated Emissions Units Only)

Visible Emissions Limitation: Visible Emissions Limitation 1 of 2

1. Visible Emissions Subtype:	VE15		
2. Basis for Allowable Opacity:	<input type="checkbox"/> Rule	<input checked="" type="checkbox"/> Other	
3. Requested Allowable Opacity:	Normal Conditions: 15 %	Exceptional Conditions:	20 %
	Maximum Period of Excess Opacity Allowed:		3 min/hour
4. Method of Compliance:	Method 9		
5. Visible Emissions Comment (limit to 200 characters):	<p>PSD-FL-105, Part I, Specific Condition 1.a. PPSC, Item XIV.A.1.(a)(8)</p>		

Visible Emissions Limitation: Visible Emissions Limitation 2 of 2

1. Visible Emissions Subtype:	VE20		
2. Basis for Allowable Opacity:	<input checked="" type="checkbox"/> Rule	<input type="checkbox"/> Other	
3. Requested Allowable Opacity:	Normal Conditions: 20 %	Exceptional Conditions:	%
	Maximum Period of Excess Opacity Allowed:		min/hour
4. Method of Compliance:	Method 9		
5. Visible Emissions Comment (limit to 200 characters):	62-296.320(4)(b)(1)		

J. CONTINUOUS MONITOR INFORMATION
(Regulated Emissions Units Only)

Continuous Monitoring System: Continuous Monitor 1 of 8

1. Parameter Code: EM	2. Pollutant(s): SO₂ (Inlet)
3. CMS Requirement: <input type="checkbox"/> Rule <input checked="" type="checkbox"/> Other	
4. Monitor Information: Manufacturer: Monitor Labs Model Number: 8850 Serial Number: 3192	
5. Installation Date:	
6. Performance Specification Test Date:	
7. Continuous Monitor Comment (limit to 200 characters): PSD-FL-105, Part I, Specific Condition 9.a.	

Continuous Monitoring System: Continuous Monitor 2 of 8

1. Parameter Code: EM	2. Pollutant(s): SO₂ (Outlet)
3. CMS Requirement: <input type="checkbox"/> Rule <input checked="" type="checkbox"/> Other	
4. Monitor Information: Manufacturer: Monitor Labs Model Number: 8850 Serial Number: 3193	
5. Installation Date:	
6. Performance Specification Test Date:	
7. Continuous Monitor Comment (limit to 200 characters): PSD-FL-105, Part I, Specific Condition 9.a.	

**J. CONTINUOUS MONITOR INFORMATION
(Regulated Emissions Units Only)**

Continuous Monitoring System: Continuous Monitor 3 of 8

1. Parameter Code: EM	2. Pollutant(s): NO_x
3. CMS Requirement: [] Rule [<input checked="" type="checkbox"/>] Other	
4. Monitor Information: Manufacturer: Monitor Labs Model Number: 8844 Serial Number: 92	
5. Installation Date:	
6. Performance Specification Test Date:	
7. Continuous Monitor Comment (limit to 200 characters): PSD-FL-105, Part I, Specific Condition 9.a.	

Continuous Monitoring System: Continuous Monitor 4 of 8

1. Parameter Code: EM	2. Pollutant(s): CO₂
3. CMS Requirement: [] Rule [<input checked="" type="checkbox"/>] Other	
4. Monitor Information: Manufacturer: Milton Ray Model Number: 3300 Serial Number: N9L1988T	
5. Installation Date:	
6. Performance Specification Test Date:	
7. Continuous Monitor Comment (limit to 200 characters): PSD-FL-105, Part I, Specific Condition 9.a.	

**J. CONTINUOUS MONITOR INFORMATION
(Regulated Emissions Units Only)**

Continuous Monitoring System: Continuous Monitor 7 of 8

1. Parameter Code: EM	2. Pollutant(s): O₂ (Outlet) [Diluent]
3. CMS Requirement: <input type="checkbox"/> Rule <input checked="" type="checkbox"/> Other	
4. Monitor Information: Manufacturer: STI Model Number: OX-0102R Serial Number: N/A	
5. Installation Date:	
6. Performance Specification Test Date:	
7. Continuous Monitor Comment (limit to 200 characters): PSD-FL-105, Part I, Specific Condition 9.a.	

Continuous Monitoring System: Continuous Monitor 8 of 8

1. Parameter Code: VE	2. Pollutant(s): VE
3. CMS Requirement: <input type="checkbox"/> Rule <input checked="" type="checkbox"/> Other	
4. Monitor Information: Manufacturer: TECO Model Number: 400 Serial Number: 400-29482-236/834	
5. Installation Date:	
6. Performance Specification Test Date:	
7. Continuous Monitor Comment (limit to 200 characters): PSD-FL-105, Part I, Specific Condition 9.a.	

**K. PREVENTION OF SIGNIFICANT DETERIORATION (PSD) INCREMENT
TRACKING INFORMATION
(Regulated and Unregulated Emissions Units)**

PSD Increment Consumption Determination

1. Increment Consuming for Particulate Matter or Sulfur Dioxide?

If the emissions unit addressed in this section emits particulate matter or sulfur dioxide, answer the following series of questions to make a preliminary determination as to whether or not the emissions unit consumes PSD increment for particulate matter or sulfur dioxide. Check the first statement, if any, that applies and skip the remaining statements.

- [X] The emissions unit is undergoing PSD review as part of this application, or has undergone PSD review previously, for particulate matter or sulfur dioxide. If so, emissions unit consumes increment.
- [] The facility addressed in this application is classified as an EPA major source pursuant to paragraph (c) of the definition of "major source of air pollution" in Chapter 62-213, F.A.C., and the emissions unit addressed in this section commenced (or will commence) construction after January 6, 1975. If so, baseline emissions are zero, and emissions unit consumes increment.
- [] The facility addressed in this application is classified as an EPA major source, and the emissions unit began initial operation after January 6, 1975, but before December 27, 1977. If so, baseline emissions are zero, and emissions unit consumes increment.
- [] For any facility, the emissions unit began (or will begin) initial operation after December 27, 1977. If so, baseline emissions are zero, and emissions unit consumes increment.
- [] None of the above apply. If so, the baseline emissions of the emissions unit are nonzero. In such case, additional analysis, beyond the scope of this application, is needed to determine whether changes in emissions have occurred (or will occur) after the baseline date that may consume or expand increment.

Emissions Unit Information Section 3 of 5

2. Increment Consuming for Nitrogen Dioxide?

If the emissions unit addressed in this section emits nitrogen oxides, answer the following series of questions to make a preliminary determination as to whether or not the emissions unit consumes PSD increment for nitrogen dioxide. Check the first statement, if any, that applies and skip the remaining statements.

- The emissions unit addressed in this section is undergoing PSD review as part of this application, or has undergone PSD review previously, for nitrogen dioxide. If so, emissions unit consumes increment.
- The facility addressed in this application is classified as an EPA major source pursuant to paragraph (c) of the definition of "major source of air pollution" in Chapter 62-213, F.A.C., and the emissions unit addressed in this section commenced (or will commence) construction after February 8, 1988. If so, baseline emissions are zero, and emissions unit consumes increment.
- The facility addressed in this application is classified as an EPA major source, and the emissions unit began initial operation after February 8, 1988, but before March 28, 1988. If so, baseline emissions are zero, and emissions unit consumes increment.
- For any facility, the emissions unit began (or will begin) initial operation after March 28, 1988. If so, baseline emissions are zero, and emissions unit consumes increment.
- None of the above apply. If so, the baseline emissions of the emissions unit are nonzero. In such case, additional analysis, beyond the scope of this application, is needed to determine whether changes in emissions have occurred (or will occur) after the baseline date that may consume or expand increment.

3. Increment Consuming/Expanding Code:			
PM	<input checked="" type="checkbox"/> C	<input type="checkbox"/> E	<input type="checkbox"/> Unknown
SO2	<input checked="" type="checkbox"/> C	<input type="checkbox"/> E	<input type="checkbox"/> Unknown
NO2	<input checked="" type="checkbox"/> C	<input type="checkbox"/> E	<input type="checkbox"/> Unknown
4. Baseline Emissions:			
PM	0 lb/hour	0 tons/year	
SO2	0 lb/hour	0 tons/year	
NO2	0 lb/hour	0 tons/year	
5. PSD Comment (limit to 200 characters):			

L. EMISSIONS UNIT SUPPLEMENTAL INFORMATION
(Regulated Emissions Units Only)

Supplemental Requirements for All Applications

1. Process Flow Diagram <input checked="" type="checkbox"/> Attached, Document ID: <u>Exhibit 1-1</u> <input type="checkbox"/> Not Applicable <input type="checkbox"/> Waiver Requested
2. Fuel Analysis or Specification <input type="checkbox"/> Attached, Document ID: _____ <input checked="" type="checkbox"/> Not Applicable <input type="checkbox"/> Waiver Requested
3. Detailed Description of Control Equipment <input checked="" type="checkbox"/> Attached, Document ID: <u>Exhibit 1-2</u> <input type="checkbox"/> Not Applicable <input type="checkbox"/> Waiver Requested
4. Description of Stack Sampling Facilities <input checked="" type="checkbox"/> Attached, Document ID: <u>Exhibit 1-3</u> <input type="checkbox"/> Not Applicable <input type="checkbox"/> Waiver Requested
5. Compliance Test Report <input type="checkbox"/> Attached, Document ID: _____ <input checked="" type="checkbox"/> Previously submitted, Date: <u>May 1996</u> <input type="checkbox"/> Not Applicable
6. Procedures for Startup and Shutdown <input checked="" type="checkbox"/> Attached, Document ID: <u>Exhibit 1-4</u> <input type="checkbox"/> Not Applicable
7. Operation and Maintenance Plan <input type="checkbox"/> Attached, Document ID: _____ <input checked="" type="checkbox"/> Not Applicable
8. Supplemental Information for Construction Permit Application <input type="checkbox"/> Attached, Document ID: _____ <input checked="" type="checkbox"/> Not Applicable
9. Other Information Required by Rule or Statute <input type="checkbox"/> Attached, Document ID: _____ <input checked="" type="checkbox"/> Not Applicable

Additional Supplemental Requirements for Category I Applications Only

10. Alternative Methods of Operation [X] Attached, Document ID: <u>Exhibit 1-5</u> [] Not Applicable
11. Alternative Modes of Operation (Emissions Trading) [] Attached, Document ID: _____ [X] Not Applicable
12. Identification of Additional Applicable Requirements [X] Attached, Document ID: <u>Exhibit 1-6</u> [] Not Applicable
13. Compliance Assurance Monitoring Plan [] Attached, Document ID: _____ [X] Not Applicable
14. Acid Rain Application (Hard-copy Required) [] Acid Rain Part - Phase II (Form No. 62-210.900(1)(a)) Attached, Document ID: _____ [] Repowering Extension Plan (Form No. 62-210.900(1)(a)1.) Attached, Document ID: _____ [] New Unit Exemption (Form No. 62-210.900(1)(a)2.) Attached, Document ID: _____ [] Retired Unit Exemption (Form No. 62-210.900(1)(a)3.) Attached, Document ID: _____ [X] Not Applicable

III. EMISSIONS UNIT INFORMATION

A separate Emissions Unit Information Section (including subsections A through L as required) must be completed for each emissions unit addressed in this Application for Air Permit. If submitting the application form in hard copy, indicate, in the space provided at the top of each page, the number of this Emissions Unit Information Section and the total number of Emissions Unit Information Sections submitted as part of this application. Some of the subsections comprising the Emissions Unit Information Section of the form are intended for regulated emissions units only. Others are intended for both regulated and unregulated emissions units. Each subsection is appropriately marked.

A. TYPE OF EMISSIONS UNIT (Regulated and Unregulated Emissions Units)

Type of Emissions Unit Addressed in This Section

1. Regulated or Unregulated Emissions Unit? Check one:

The emissions unit addressed in this Emissions Unit Information Section is a regulated emissions unit.

The emissions unit addressed in this Emissions Unit Information Section is an unregulated emissions unit.

2. Single Process, Group of Processes, or Fugitive Only? Check one:

This Emissions Unit Information Section addresses, as a single emissions unit, a single process or production unit, or activity, which produces one or more air pollutants and which has at least one definable emission point (stack or vent).

This Emissions Unit Information Section addresses, as a single emissions unit, a group of processes or production units and activities which has at least one definable emission point (stack or vent) but may also produce fugitive emissions.

This Emissions Unit Information Section addresses, as a single emissions unit, one or more process or production units and activities which produce fugitive emissions only.

B.

1. Description (limit to 200 characters):
2. Control Device or Method Code:

C.

1. Description (limit to 200 characters):
2. Control Device or Method Code:

**C. EMISSIONS UNIT DETAIL INFORMATION
(Regulated Emissions Units Only)**

Emissions Unit Details

1. Initial Startup Date:		
2. Long-term Reserve Shutdown Date:		
3. Package Unit: Manufacturer:		Model Number:
4. Generator Nameplate Rating:		MW
5. Incinerator Information:		
	Dwell Temperature:	°F
	Dwell Time:	seconds
	Incinerator Afterburner Temperature:	°F

Emissions Unit Operating Capacity


1. Maximum Heat Input Rate:		MmBtu/hr
2. Maximum Incineration Rate:		lb/hr tons/day
3. Maximum Process or Throughput Rate:		40,000 lb/hr
4. Maximum Production Rate:		
5. Operating Capacity Comment (limit to 200 characters):		

Emissions Unit Operating Schedule

Requested maximum Operating Schedule:		
24	hours/day	7 days/week
52	weeks/year	hours/year

**D. EMISSIONS UNIT REGULATIONS
(Regulated Emissions Units Only)**

Rule Applicability Analysis (Required for Category II applications and Category III applications involving non Title-V sources. See Instructions.)



**E. EMISSION POINT (STACK/VENT) INFORMATION
(Regulated Emissions Units Only)**

Emission Point Description and Type

1. Identification of Point on Plot Plan or Flow Diagram: TV-004	
2. Emission Point Type Code: <input checked="" type="checkbox"/> 1 <input type="checkbox"/> 2 <input type="checkbox"/> 3 <input type="checkbox"/> 4	
3. Descriptions of Emissions Points Comprising this Emissions Unit for VE tracking (limit to 100 characters per point):	
4. ID Numbers or Descriptions of Emission Units with this Emission Point in Common:	
5. Discharge Type Code: <input checked="" type="checkbox"/> D <input type="checkbox"/> F <input type="checkbox"/> H <input type="checkbox"/> P <input type="checkbox"/> R <input type="checkbox"/> V <input type="checkbox"/> W	
6. Stack Height:	102 feet
7. Exit Diameter:	Rectangular Vent 2.67 x 1 feet
8. Exit Temperature:	40 to 100 °F

Emissions Unit Information Section 4 of 5

9. Actual Volumetric Flow Rate:	1500 acfm
10. Percent Water Vapor:	0.2 to 6.3 % by volume
11. Maximum Dry Standard Flow Rate:	dscfm
12. Nonstack Emission Point Height:	feet
13. Emission Point UTM Coordinates: Zone: 17 East (km): 579.6 North (km): 2883.3	
14. Emission Point Comment (limit to 200 characters):	

F. SEGMENT (PROCESS/FUEL) INFORMATION
(Regulated and Unregulated Emissions Units)

Segment Description and Rate: Segment 1 of 1

1. Segment Description (Process/Fuel Type and Associated Operating Method/Mode) (limit to 500 characters): <p style="text-align: center;">Pebble Lime</p>	
2. Source Classification Code (SCC): <p style="text-align: center;">30183001 - Storage/Transfer</p>	
3. SCC Units: <p style="text-align: center;">lb/hr</p>	
4. Maximum Hourly Rate: <p style="text-align: center;">40,000 lb/hr</p>	5. Maximum Annual Rate: <p style="text-align: center;">36,400,000 lb</p>
6. Estimated Annual Activity Factor: <p style="text-align: center;">0.10</p>	
7. Maximum Percent Sulfur:	8. Maximum Percent Ash:
9. Million Btu per SCC Unit:	
10. Segment Comment (limit to 200 characters):	

Segment Description and Rate: Segment _____ of _____

1. Segment Description (Process/Fuel Type and Associated Operating Method/Mode) (limit to 500 characters):	
2. Source Classification Code (SCC):	
3. SCC Units:	
4. Maximum Hourly Rate:	5. Maximum Annual Rate:
6. Estimated Annual Activity Factor:	
7. Maximum Percent Sulfur:	8. Maximum Percent Ash:
9. Million Btu per SCC Unit:	
10. Segment Comment (limit to 200 characters):	

**H. EMISSIONS UNIT POLLUTANT DETAIL INFORMATION
(Regulated Emissions Units Only - Emissions Limited Pollutants Only)**

Pollutant Detail Information:

1. Pollutant Emitted: PM/PM10	
2. Total Percent Efficiency Control:	%
3. Potential Emissions:	0.13 lb/hr 0.021 tons/year
4. Synthetically Limited? [] Yes [X] No	
5. Range of Estimated Fugitive/Other Emissions: [] 1 [] 2 [] 3 _____ to _____ tons/year	
6. Emission Factor: 0.010 gr/cf Reference: Permit Limit	
7. Emissions Method Code: [X] 0 [] 1 [] 2 [] 3 [] 4 [] 5	
8. Calculation of Emissions (limit to 600 characters): $1500 \text{ cfm} \times 0.010 \text{ gr/cf} \times 60 \text{ min/hr} \times \text{lb}/7000 \text{ gr} = 0.13 \text{ lb/hr}$ $125 \text{ tons lime/week} \times 1 \text{ truck}/25 \text{ tons} = 5 \text{ trucks/week}$ $750 \text{ cfm} \times 0.010 \text{ gr/cf} \times \text{lb}/7000 \text{ gr} \times 150 \text{ min/truck} = 0.16 \text{ lb/truck}$ $0.16 \text{ lb/truck} \times 5 \text{ trucks/week} \times 52 \text{ weeks/yr} \times 1 \text{ ton}/2000 \text{ lb} = 0.021 \text{ tons/year}$	
9. Pollutant Potential/Estimated Emissions Comment (limit to 200 characters):	

Allowable Emissions (Pollutant identified on front page)

A.

1. Basis for Allowable Emissions Code:	RULE		
2. Future Effective Date of Allowable Emissions:			
3. Requested Allowable Emissions and Units:	23 lb/hr		
4. Equivalent Allowable Emissions:	23	lb/hr	100.7 tons/year
5. Method of Compliance (limit to 60 characters):	Stack Test - Method 5		
6. Pollutant Allowable Emissions Comment (Desc. Of Related Operating Method/Mode) (limit to 200 characters):	62-296.320(4)(a)2		

B.

1. Basis for Allowable Emissions Code:	OTHER		
2. Future Effective Date of Allowable Emissions:			
3. Requested Allowable Emissions and Units:	0.010 gr/cf		
4. Equivalent Allowable Emissions:	0.13	lb/hr	0.021 tons/year
5. Method of Compliance (limit to 60 characters):	Compliance with opacity standard (5%)		
6. Pollutant Allowable Emissions Comment (Desc. Of Related Operating Method/Mode) (limit to 200 characters):	Permit No. AO 06-208864, Specific Condition 2		

**I. VISIBLE EMISSIONS INFORMATION
(Regulated Emissions Units Only)**

Visible Emissions Limitation: Visible Emissions Limitation 1 of 2

1. Visible Emissions Subtype:	VE20		
2. Basis for Allowable Opacity:	<input checked="" type="checkbox"/> Rule	<input type="checkbox"/> Other	
3. Requested Allowable Opacity:	Normal Conditions: 20 %	Exceptional Conditions:	%
	Maximum Period of Excess Opacity Allowed:		min/hour
4. Method of Compliance:	Method 9		
5. Visible Emissions Comment (limit to 200 characters):	62-296.320(4)(b)(1)		

Visible Emissions Limitation: Visible Emissions Limitation 2 of 2

1. Visible Emissions Subtype:	VE5		
2. Basis for Allowable Opacity:	<input type="checkbox"/> Rule	<input checked="" type="checkbox"/> Other	
3. Requested Allowable Opacity:	Normal Conditions: 5 %	Exceptional Conditions:	%
	Maximum Period of Excess Opacity Allowed:		min/hour
4. Method of Compliance:	Method 9		
5. Visible Emissions Comment (limit to 200 characters):	Permit No. AO 06-208864, Specific Condition 4		

**J. CONTINUOUS MONITOR INFORMATION
(Regulated Emissions Units Only)**

Continuous Monitoring System: Continuous Monitor _____ of _____

1. Parameter Code:	2. Pollutant(s):
3. CMS Requirement: <input type="checkbox"/> Rule <input type="checkbox"/> Other	
4. Monitor Information: Manufacturer: Model Number: Serial Number:	
5. Installation Date:	
6. Performance Specification Test Date:	
7. Continuous Monitor Comment (limit to 200 characters):	

Continuous Monitoring System: Continuous Monitor _____ of _____

1. Parameter Code:	2. Pollutant(s):
3. CMS Requirement: <input type="checkbox"/> Rule <input type="checkbox"/> Other	
4. Monitor Information: Manufacturer: Model Number: Serial Number:	
5. Installation Date:	
6. Performance Specification Test Date:	
7. Continuous Monitor Comment (limit to 200 characters):	

**K. PREVENTION OF SIGNIFICANT DETERIORATION (PSD) INCREMENT
TRACKING INFORMATION
(Regulated and Unregulated Emissions Units)**

PSD Increment Consumption Determination

1. Increment Consuming for Particulate Matter or Sulfur Dioxide?

If the emissions unit addressed in this section emits particulate matter or sulfur dioxide, answer the following series of questions to make a preliminary determination as to whether or not the emissions unit consumes PSD increment for particulate matter or sulfur dioxide. Check the first statement, if any, that applies and skip the remaining statements.

-] The emissions unit is undergoing PSD review as part of this application, or has undergone PSD review previously, for particulate matter or sulfur dioxide. If so, emissions unit consumes increment.
-] The facility addressed in this application is classified as an EPA major source pursuant to paragraph (c) of the definition of "major source of air pollution" in Chapter 62-213, F.A.C., and the emissions unit addressed in this section commenced (or will commence) construction after January 6, 1975. If so, baseline emissions are zero, and emissions unit consumes increment.
-] The facility addressed in this application is classified as an EPA major source, and the emissions unit began initial operation after January 6, 1975, but before December 27, 1977. If so, baseline emissions are zero, and emissions unit consumes increment.
-] For any facility, the emissions unit began (or will begin) initial operation after December 27, 1977. If so, baseline emissions are zero, and emissions unit consumes increment.
-] None of the above apply. If so, the baseline emissions of the emissions unit are nonzero. In such case, additional analysis, beyond the scope of this application, is needed to determine whether changes in emissions have occurred (or will occur) after the baseline date that may consume or expand increment.

Emissions Unit Information Section 4 of 5

2. Increment Consuming for Nitrogen Dioxide?

If the emissions unit addressed in this section emits nitrogen oxides, answer the following series of questions to make a preliminary determination as to whether or not the emissions unit consumes PSD increment for nitrogen dioxide. Check the first statement, if any, that applies and skip the remaining statements.

-] The emissions unit addressed in this section is undergoing PSD review as part of this application, or has undergone PSD review previously, for nitrogen dioxide. If so, emissions unit consumes increment.
-] The facility addressed in this application is classified as an EPA major source pursuant to paragraph (c) of the definition of "major source of air pollution" in Chapter 62-213, F.A.C., and the emissions unit addressed in this section commenced (or will commence) construction after February 8, 1988. If so, baseline emissions are zero, and emissions unit consumes increment.
-] The facility addressed in this application is classified as an EPA major source, and the emissions unit began initial operation after February 8, 1988, but before March 28, 1988. If so, baseline emissions are zero, and emissions unit consumes increment.
-] For any facility, the emissions unit began (or will begin) initial operation after March 28, 1988. If so, baseline emissions are zero, and emissions unit consumes increment.
-] None of the above apply. If so, the baseline emissions of the emissions unit are nonzero. In such case, additional analysis, beyond the scope of this application, is needed to determine whether changes in emissions have occurred (or will occur) after the baseline date that may consume or expand increment.

3. Increment Consuming/Expanding Code:			
PM	<input checked="" type="checkbox"/> C	<input type="checkbox"/> E	<input type="checkbox"/> Unknown
SO2	<input type="checkbox"/> C	<input type="checkbox"/> E	<input type="checkbox"/> Unknown
NO2	<input type="checkbox"/> C	<input type="checkbox"/> E	<input type="checkbox"/> Unknown
4. Baseline Emissions:			
PM	0 lb/hour	0 tons/year	
SO2	lb/hour	tons/year	
NO2		tons/year	
5. PSD Comment (limit to 200 characters):			

**L. EMISSIONS UNIT SUPPLEMENTAL INFORMATION
(Regulated Emissions Units Only)**

Supplemental Requirements for All Applications

1.	Process Flow Diagram <input checked="" type="checkbox"/> Attached, Document ID: <u>Exhibit 4-1</u> <input type="checkbox"/> Not Applicable <input type="checkbox"/> Waiver Requested
2.	Fuel Analysis or Specification <input type="checkbox"/> Attached, Document ID: _____ <input checked="" type="checkbox"/> Not Applicable <input type="checkbox"/> Waiver Requested
3.	Detailed Description of Control Equipment <input checked="" type="checkbox"/> Attached, Document ID: <u>Exhibit 4-2</u> <input type="checkbox"/> Not Applicable <input type="checkbox"/> Waiver Requested
4.	Description of Stack Sampling Facilities <input type="checkbox"/> Attached, Document ID: _____ <input checked="" type="checkbox"/> Not Applicable <input type="checkbox"/> Waiver Requested
5.	Compliance Test Report <input type="checkbox"/> Attached, Document ID: _____ <input type="checkbox"/> Previously submitted, Date: _____ <input checked="" type="checkbox"/> Not Applicable
6.	Procedures for Startup and Shutdown <input type="checkbox"/> Attached, Document ID: _____ <input checked="" type="checkbox"/> Not Applicable
7.	Operation and Maintenance Plan <input type="checkbox"/> Attached, Document ID: _____ <input checked="" type="checkbox"/> Not Applicable
8.	Supplemental Information for Construction Permit Application <input type="checkbox"/> Attached, Document ID: _____ <input checked="" type="checkbox"/> Not Applicable
9.	Other Information Required by Rule or Statute <input type="checkbox"/> Attached, Document ID: _____ <input checked="" type="checkbox"/> Not Applicable

Additional Supplemental Requirements for Category I Applications Only

10. Alternative Methods of Operation <input type="checkbox"/> Attached, Document ID: _____ <input checked="" type="checkbox"/> Not Applicable
11. Alternative Modes of Operation (Emissions Trading) <input type="checkbox"/> Attached, Document ID: _____ <input checked="" type="checkbox"/> Not Applicable
12. Identification of Additional Applicable Requirements <input checked="" type="checkbox"/> Attached, Document ID: <u>Exhibit 4-3</u> <input type="checkbox"/> Not Applicable
13. Compliance Assurance Monitoring Plan <input type="checkbox"/> Attached, Document ID: _____ <input checked="" type="checkbox"/> Not Applicable
14. Acid Rain Application (Hard-copy Required) <input type="checkbox"/> Acid Rain Part - Phase II (Form No. 62-210.900(1)(a)) Attached, Document ID: _____ <input type="checkbox"/> Repowering Extension Plan (Form No. 62-210.900(1)(a)1.) Attached, Document ID: _____ <input type="checkbox"/> New Unit Exemption (Form No. 62-210.900(1)(a)2.) Attached, Document ID: _____ <input type="checkbox"/> Retired Unit Exemption (Form No. 62-210.900(1)(a)3.) Attached, Document ID: _____ <input checked="" type="checkbox"/> Not Applicable

III. EMISSIONS UNIT INFORMATION

A separate Emissions Unit Information Section (including subsections A through L as required) must be completed for each emissions unit addressed in this Application for Air Permit. If submitting the application form in hard copy, indicate, in the space provided at the top of each page, the number of this Emissions Unit Information Section and the total number of Emissions Unit Information Sections submitted as part of this application. Some of the subsections comprising the Emissions Unit Information Section of the form are intended for regulated emissions units only. Others are intended for both regulated and unregulated emissions units. Each subsection is appropriately marked.

A. TYPE OF EMISSIONS UNIT (Regulated and Unregulated Emissions Units)

Type of Emissions Unit Addressed in This Section

1. Regulated or Unregulated Emissions Unit? Check one:

The emissions unit addressed in this Emissions Unit Information Section is a regulated emissions unit.

The emissions unit addressed in this Emissions Unit Information Section is an unregulated emissions unit.

2. Single Process, Group of Processes, or Fugitive Only? Check one:

This Emissions Unit Information Section addresses, as a single emissions unit, a single process or production unit, or activity, which produces one or more air pollutants and which has at least one definable emission point (stack or vent).

This Emissions Unit Information Section addresses, as a single emissions unit, a group of processes or production units and activities which has at least one definable emission point (stack or vent) but may also produce fugitive emissions.

This Emissions Unit Information Section addresses, as a single emissions unit, one or more process or production units and activities which produce fugitive emissions only.

**B. GENERAL EMISSIONS UNIT INFORMATION
(Regulated and Unregulated Emissions Units)**

Emissions Unit Description and Status

1. Description of Emissions Unit Addressed in This Section (limit to 60 characters): Ash Handling System		
2. Emissions Unit Identification Number: [] No Corresponding ID [] Unknown 005		
3. Emissions Unit Status Code: A	4. Acid Rain Unit? [] Yes [X] No	5. Emissions Unit Major Group SIC Code: 49
6. Emissions Unit Comment (limit to 500 characters): 		

Emissions Unit Control Equipment

A.

1. Description (limit to 200 characters): Baghouse (Fabric Filter)
2. Control Device or Method Code: 018

B.

1. Description (limit to 200 characters):
2. Control Device or Method Code:

C.

1. Description (limit to 200 characters):
2. Control Device or Method Code:

**C. EMISSIONS UNIT DETAIL INFORMATION
(Regulated Emissions Units Only)**

Emissions Unit Details

1. Initial Startup Date:		
2. Long-term Reserve Shutdown Date:		
3. Package Unit: Manufacturer:		Model Number:
4. Generator Nameplate Rating:	MW	
5. Incinerator Information:		
	Dwell Temperature:	°F
	Dwell Time:	seconds
	Incinerator Afterburner Temperature:	°F

Emissions Unit Operating Capacity


1. Maximum Heat Input Rate:		MmBtu/hr
2. Maximum Incineration Rate:	lb/hr	tons/day
3. Maximum Process or Throughput Rate:	21,435 lb/hr	
4. Maximum Production Rate:		
5. Operating Capacity Comment (limit to 200 characters):		

Emissions Unit Operating Schedule

Requested maximum Operating Schedule:		
24	hours/day	7
52	weeks/year	8760
		hours/year

**D. EMISSIONS UNIT REGULATIONS
(Regulated Emissions Units Only)**

Rule Applicability Analysis (Required for Category II applications and Category III applications involving non Title-V sources. See Instructions.)



E. EMISSION POINT (STACK/VENT) INFORMATION
(Regulated Emissions Units Only)

Emission Point Description and Type

1. Identification of Point on Plot Plan or Flow Diagram: TV-005			
2. Emission Point Type Code: <input checked="" type="checkbox"/> 1 <input type="checkbox"/> 2 <input type="checkbox"/> 3 <input type="checkbox"/> 4			
3. Descriptions of Emissions Points Comprising this Emissions Unit for VE tracking (limit to 100 characters per point):			
4. ID Numbers or Descriptions of Emission Units with this Emission Point in Common:			
5. Discharge Type Code: <input type="checkbox"/> D <input type="checkbox"/> F <input type="checkbox"/> H <input type="checkbox"/> P <input type="checkbox"/> R <input checked="" type="checkbox"/> V <input type="checkbox"/> W			
6. Stack Height:		60	feet
7. Exit Diameter:	Rectangular Vent	2.33 x 1.5	feet
8. Exit Temperature:		40 to 100	°F

Emissions Unit Information Section 5 of 5

9. Actual Volumetric Flow Rate:	8000 acfm
10. Percent Water Vapor:	0.8 to 6.5 %
11. Maximum Dry Standard Flow Rate:	dscfm
12. Nonstack Emission Point Height:	feet
13. Emission Point UTM Coordinates: Zone: 17 East (km): 579.6 North (km): 2883.3	
14. Emission Point Comment (limit to 200 characters):	

**F. SEGMENT (PROCESS/FUEL) INFORMATION
(Regulated and Unregulated Emissions Units)**

Segment Description and Rate: Segment 1 of 1

1. Segment Description (Process/Fuel Type and Associated Operating Method/Mode) (limit to 500 characters): <p style="text-align: center;">Conditioned Ash</p>	
2. Source Classification Code (SCC): <p style="text-align: center;">301813001 - Storage/Transfer</p>	
3. SCC Units: <p style="text-align: center;">Lbs</p>	
4. Maximum Hourly Rate: <p style="text-align: center;">21,435 lbs</p>	5. Maximum Annual Rate: <p style="text-align: center;">93,885 tons</p>
6. Estimated Annual Activity Factor: <p style="text-align: center;">1.0</p>	
7. Maximum Percent Sulfur:	8. Maximum Percent Ash:
9. Million Btu per SCC Unit:	
10. Segment Comment (limit to 200 characters):	

Segment Description and Rate: Segment _____ of _____

1. Segment Description (Process/Fuel Type and Associated Operating Method/Mode) (limit to 500 characters):	
2. Source Classification Code (SCC):	
3. SCC Units:	
4. Maximum Hourly Rate:	5. Maximum Annual Rate:
6. Estimated Annual Activity Factor:	
7. Maximum Percent Sulfur:	8. Maximum Percent Ash:
9. Million Btu per SCC Unit:	
10. Segment Comment (limit to 200 characters):	

H. EMISSIONS UNIT POLLUTANT DETAIL INFORMATION
 (Regulated Emissions Units Only - Emissions Limited Pollutants Only)

Pollutant Detail Information:

1. Pollutant Emitted: <p align="center">PM/PM10</p>
2. Total Percent Efficiency Control: %
3. Potential Emissions: 0.69 lb/hr 3.0 tons/year
4. Synthetically Limited? <input type="checkbox"/> Yes <input checked="" type="checkbox"/> No
5. Range of Estimated Fugitive/Other Emissions: <input type="checkbox"/> 1 <input type="checkbox"/> 2 <input type="checkbox"/> 3 _____ to _____ tons/year
6. Emission Factor: 0.010 gr/cf Reference: Permit Limit
7. Emissions Method Code: <input checked="" type="checkbox"/> 0 <input type="checkbox"/> 1 <input type="checkbox"/> 2 <input type="checkbox"/> 3 <input type="checkbox"/> 4 <input type="checkbox"/> 5
8. Calculation of Emissions (limit to 600 characters): $8000 \text{ cfm} \times 0.010 \text{ gr/cf} \times 60 \text{ min/hr} \times \text{lb}/7000 \text{ gr} = 0.69 \text{ lb/hr}$ $0.69 \text{ lb/hr} \times 8760 \text{ hr/yr} \times 1 \text{ ton}/2000 \text{ lbs} = 3.0 \text{ tons/year}$
9. Pollutant Potential/Estimated Emissions Comment (limit to 200 characters):

Emissions Unit Information Section 5 of 5

Allowable Emissions (Pollutant identified on front page)

A.

1. Basis for Allowable Emissions Code:	OTHER		
2. Future Effective Date of Allowable Emissions:			
3. Requested Allowable Emissions and Units:	0.010 gr/cf		
4. Equivalent Allowable Emissions:	0.69 lb/hr	3.0	tons/year
5. Method of Compliance (limit to 60 characters):	Stack Test		
6. Pollutant Allowable Emissions Comment (Desc. Of Related Operating Method/Mode) (limit to 200 characters):	Permit No. AO 06-208864, Specific Condition 2		

B.

1. Basis for Allowable Emissions Code:			
2. Future Effective Date of Allowable Emissions:			
3. Requested Allowable Emissions and Units:			
4. Equivalent Allowable Emissions:	lb/hr		tons/year
5. Method of Compliance (limit to 60 characters):			
6. Pollutant Allowable Emissions Comment (Desc. Of Related Operating Method/Mode) (limit to 200 characters):			

**I. VISIBLE EMISSIONS INFORMATION
(Regulated Emissions Units Only)**

Visible Emissions Limitation: Visible Emissions Limitation 1 of 2

1. Visible Emissions Subtype:	VE20		
2. Basis for Allowable Opacity:	<input checked="" type="checkbox"/> Rule	<input type="checkbox"/> Other	
3. Requested Allowable Opacity:	Normal Conditions: 20 %	Exceptional Conditions:	%
	Maximum Period of Excess Opacity Allowed:		min/hour
4. Method of Compliance:	Method 9		
5. Visible Emissions Comment (limit to 200 characters):	62-296.320(4)(b)1		

Visible Emissions Limitation: Visible Emissions Limitation 2 of 2

1. Visible Emissions Subtype:	VE5		
2. Basis for Allowable Opacity:	<input type="checkbox"/> Rule	<input checked="" type="checkbox"/> Other	
3. Requested Allowable Opacity:	Normal Conditions: 5 %	Exceptional Conditions:	%
	Maximum Period of Excess Opacity Allowed:		min/hour
4. Method of Compliance:	Method 9		
5. Visible Emissions Comment (limit to 200 characters):	Permit No. AO 06-208864, Specific Condition 3		

**J. CONTINUOUS MONITOR INFORMATION
(Regulated Emissions Units Only)**

Continuous Monitoring System: Continuous Monitor _____ of _____

1. Parameter Code:	2. Pollutant(s):
3. CMS Requirement: [] Rule [] Other	
4. Monitor Information: Manufacturer: Model Number: Serial Number:	
5. Installation Date:	
6. Performance Specification Test Date:	
7. Continuous Monitor Comment (limit to 200 characters):	

Continuous Monitoring System: Continuous Monitor _____ of _____

1. Parameter Code:	2. Pollutant(s):
3. CMS Requirement: [] Rule [] Other	
4. Monitor Information: Manufacturer: Model Number: Serial Number:	
5. Installation Date:	
6. Performance Specification Test Date:	
7. Continuous Monitor Comment (limit to 200 characters):	

**K. PREVENTION OF SIGNIFICANT DETERIORATION (PSD) INCREMENT
TRACKING INFORMATION
(Regulated and Unregulated Emissions Units)**

PSD Increment Consumption Determination

1. Increment Consuming for Particulate Matter or Sulfur Dioxide?

If the emissions unit addressed in this section emits particulate matter or sulfur dioxide, answer the following series of questions to make a preliminary determination as to whether or not the emissions unit consumes PSD increment for particulate matter or sulfur dioxide. Check the first statement, if any, that applies and skip the remaining statements.

-] The emissions unit is undergoing PSD review as part of this application, or has undergone PSD review previously, for particulate matter or sulfur dioxide. If so, emissions unit consumes increment.
-] The facility addressed in this application is classified as an EPA major source pursuant to paragraph (c) of the definition of "major source of air pollution" in Chapter 62-213, F.A.C., and the emissions unit addressed in this section commenced (or will commence) construction after January 6, 1975. If so, baseline emissions are zero, and emissions unit consumes increment.
-] The facility addressed in this application is classified as an EPA major source, and the emissions unit began initial operation after January 6, 1975, but before December 27, 1977. If so, baseline emissions are zero, and emissions unit consumes increment.
-] For any facility, the emissions unit began (or will begin) initial operation after December 27, 1977. If so, baseline emissions are zero, and emissions unit consumes increment.
-] None of the above apply. If so, the baseline emissions of the emissions unit are nonzero. In such case, additional analysis, beyond the scope of this application, is needed to determine whether changes in emissions have occurred (or will occur) after the baseline date that may consume or expand increment.

Emissions Unit Information Section 5 of 5

2. Increment Consuming for Nitrogen Dioxide?

If the emissions unit addressed in this section emits nitrogen oxides, answer the following series of questions to make a preliminary determination as to whether or not the emissions unit consumes PSD increment for nitrogen dioxide. Check the first statement, if any, that applies and skip the remaining statements.

-] The emissions unit addressed in this section is undergoing PSD review as part of this application, or has undergone PSD review previously, for nitrogen dioxide. If so, emissions unit consumes increment.
-] The facility addressed in this application is classified as an EPA major source pursuant to paragraph (c) of the definition of "major source of air pollution" in Chapter 62-213, F.A.C., and the emissions unit addressed in this section commenced (or will commence) construction after February 8, 1988. If so, baseline emissions are zero, and emissions unit consumes increment.
-] The facility addressed in this application is classified as an EPA major source, and the emissions unit began initial operation after February 8, 1988, but before March 28, 1988. If so, baseline emissions are zero, and emissions unit consumes increment.
-] For any facility, the emissions unit began (or will begin) initial operation after March 28, 1988. If so, baseline emissions are zero, and emissions unit consumes increment.
-] None of the above apply. If so, the baseline emissions of the emissions unit are nonzero. In such case, additional analysis, beyond the scope of this application, is needed to determine whether changes in emissions have occurred (or will occur) after the baseline date that may consume or expand increment.

3. Increment Consuming/Expanding Code:			
PM	<input checked="" type="checkbox"/> C	<input type="checkbox"/> E	<input type="checkbox"/> Unknown
SO2	<input type="checkbox"/> C	<input type="checkbox"/> E	<input type="checkbox"/> Unknown
NO2	<input type="checkbox"/> C	<input type="checkbox"/> E	<input type="checkbox"/> Unknown
4. Baseline Emissions:			
PM	0	lb/hour	0
SO2		lb/hour	tons/year
NO2			tons/year
5. PSD Comment (limit to 200 characters):			

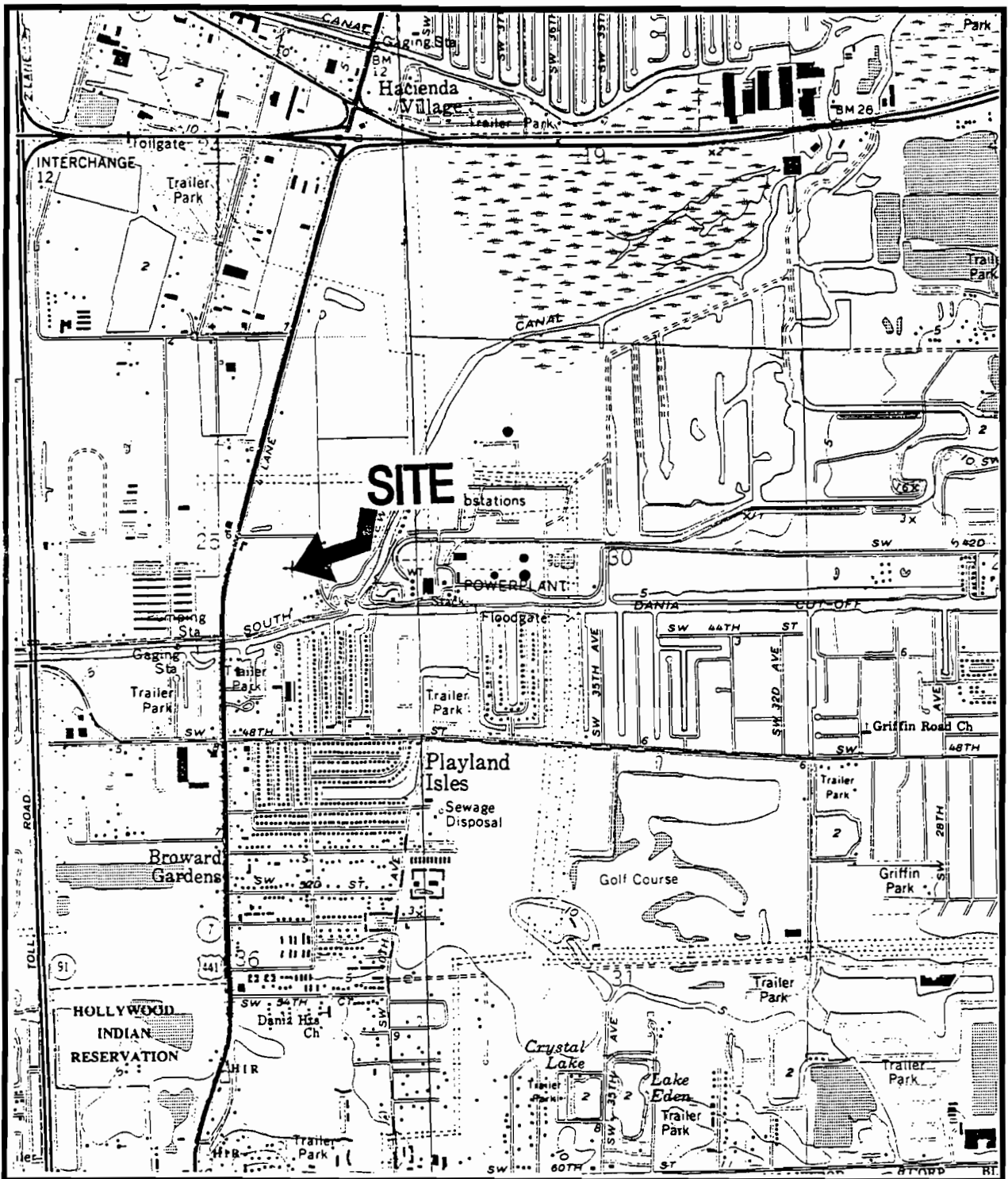
**L. EMISSIONS UNIT SUPPLEMENTAL INFORMATION
(Regulated Emissions Units Only)**

Supplemental Requirements for All Applications

1. Process Flow Diagram <input checked="" type="checkbox"/> Attached, Document ID: <u>Exhibit 5-1</u> <input type="checkbox"/> Not Applicable <input type="checkbox"/> Waiver Requested
2. Fuel Analysis or Specification <input type="checkbox"/> Attached, Document ID: _____ <input checked="" type="checkbox"/> Not Applicable <input type="checkbox"/> Waiver Requested
3. Detailed Description of Control Equipment <input checked="" type="checkbox"/> Attached, Document ID: <u>Exhibit 5-2</u> <input type="checkbox"/> Not Applicable <input type="checkbox"/> Waiver Requested
4. Description of Stack Sampling Facilities <input type="checkbox"/> Attached, Document ID: _____ <input checked="" type="checkbox"/> Not Applicable <input type="checkbox"/> Waiver Requested
5. Compliance Test Report <input type="checkbox"/> Attached, Document ID: _____ <input type="checkbox"/> Previously submitted, Date: _____ <input checked="" type="checkbox"/> Not Applicable
6. Procedures for Startup and Shutdown <input type="checkbox"/> Attached, Document ID: _____ <input checked="" type="checkbox"/> Not Applicable
7. Operation and Maintenance Plan <input type="checkbox"/> Attached, Document ID: _____ <input checked="" type="checkbox"/> Not Applicable
8. Supplemental Information for Construction Permit Application <input type="checkbox"/> Attached, Document ID: _____ <input checked="" type="checkbox"/> Not Applicable
9. Other Information Required by Rule or Statute <input type="checkbox"/> Attached, Document ID: _____ <input checked="" type="checkbox"/> Not Applicable

Additional Supplemental Requirements for Category I Applications Only

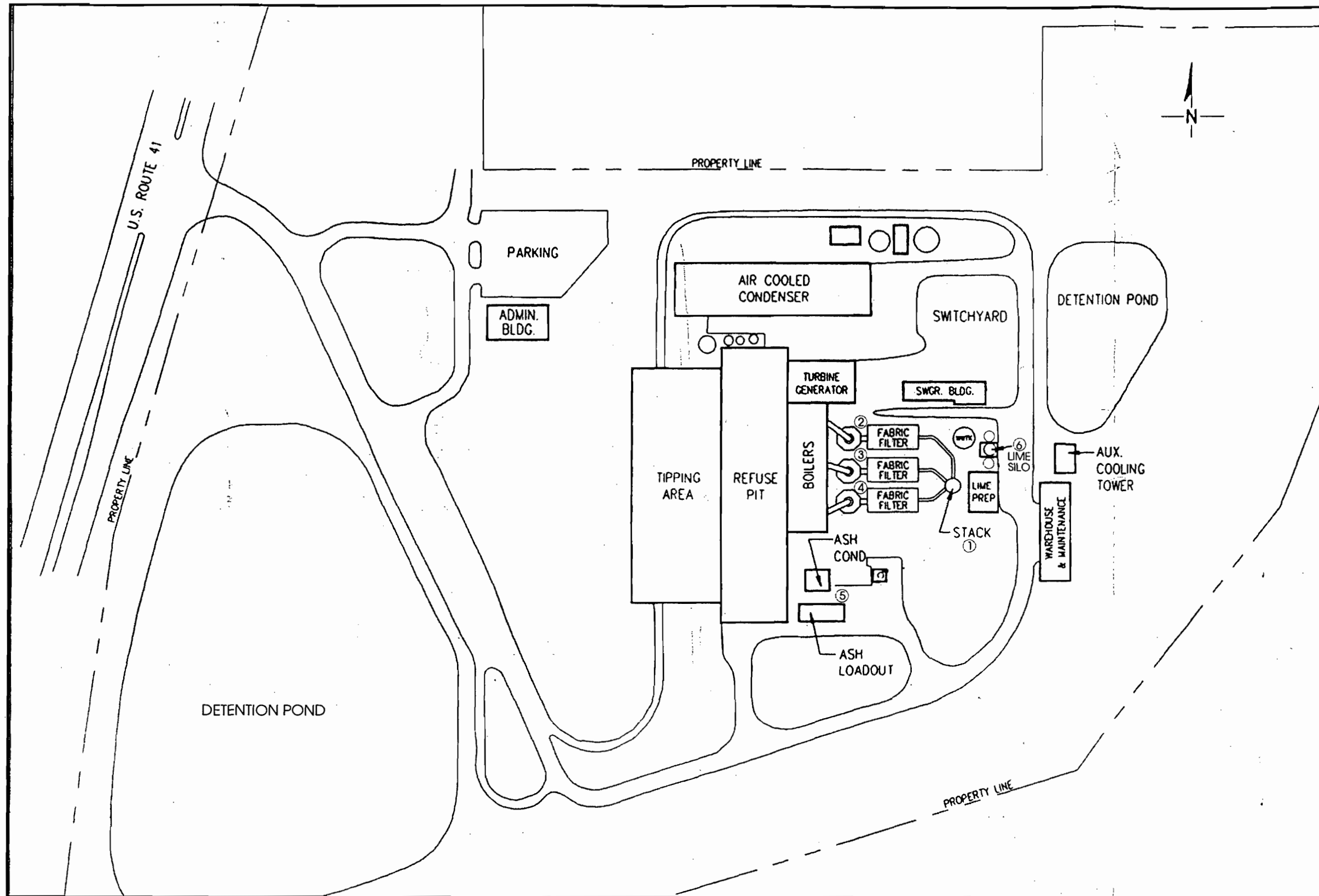
10. Alternative Methods of Operation <input type="checkbox"/> Attached, Document ID: _____ <input checked="" type="checkbox"/> Not Applicable
11. Alternative Modes of Operation (Emissions Trading) <input type="checkbox"/> Attached, Document ID: _____ <input checked="" type="checkbox"/> Not Applicable
12. Identification of Additional Applicable Requirements <input checked="" type="checkbox"/> Attached, Document ID: <u>Exhibit 5-3</u> <input type="checkbox"/> Not Applicable
13. Compliance Assurance Monitoring Plan <input type="checkbox"/> Attached, Document ID: _____ <input checked="" type="checkbox"/> Not Applicable
14. Acid Rain Application (Hard-copy Required) <input type="checkbox"/> Acid Rain Part - Phase II (Form No. 62-210.900(1)(a)) Attached, Document ID: _____ <input type="checkbox"/> Repowering Extension Plan (Form No. 62-210.900(1)(a)1.) Attached, Document ID: _____ <input type="checkbox"/> New Unit Exemption (Form No. 62-210.900(1)(a)2.) Attached, Document ID: _____ <input type="checkbox"/> Retired Unit Exemption (Form No. 62-210.900(1)(a)3.) Attached, Document ID: _____ <input checked="" type="checkbox"/> Not Applicable



USGS TOPOGRAPHIC MAP
 QUADRANGLE:
 FT. LAUDERDALE SOUTH, FL



EXHIBIT F-1
 WHEELABRATOR
 SOUTH BROWARD
 AREA MAP



- ① Stack -- 3 Flues (TV-001, TV-002, TV-003)
- ② Spray Dryer Absorber
- ③ Spray Dryer Absorber
- ④ Spray Dryer Absorber

- ⑤ Ash Conditioning System (TV-005)
- ⑥ Lime Silo (TV-004)

SITE PLAN
Wheelabrator South Broward, Inc.
Ft. Lauderdale, Florida

EXHIBIT
F-2

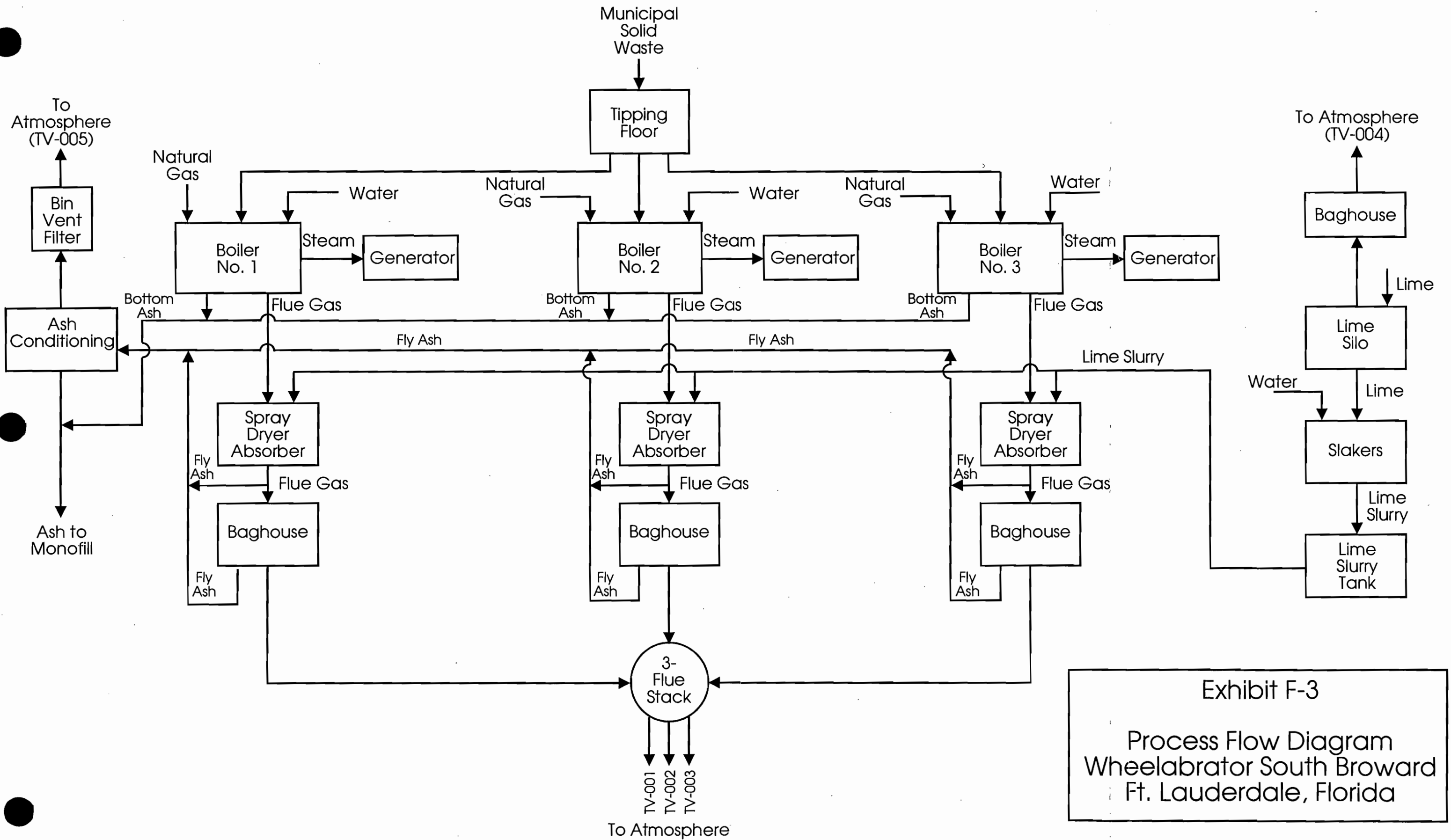


EXHIBIT F-4

Precautions to Prevent Emissions of Unconfined Particulate Matter

The following precautions are taken to prevent emissions of unconfined particulate matter

Vehicular traffic areas such as roads and parking areas are paved, swept, and watered.

Water is applied to active areas of the monofill. Closed areas are watered until sufficient vegetation has been established.

Water is applied to areas that are unvegetated because of construction/operation activities.

All conveyor systems are enclosed and maintained to minimize leaks.

The facility maintains and utilizes a Dust Abatement Control Plan to minimize emissions of unconfined particulate matter from the monofill.

EXHIBIT F-5

LIST OF PROPOSED EXEMPT ACTIVITIES

Activity/Emission Unit	Type of Emission	Pollutant(s) Emitted	Potential to Emit (TPY)	Rationale for Exemption
Slaker A	Point	PM/PM ₁₀	<1.0	Less than 5.0 TPY PM/PM ₁₀ emitted per 62-213.430(6)
Slaker B	Point	PM/PM ₁₀	<1.0	Less than 5.0 TPY PM/PM ₁₀ emitted per 62-213.430(6)
Boiler No. 1 Chemical Feed Tank	Fugitive	VOC	0.0027	Less than 5.0 TPY VOC emitted per 62-213.430(6)
Boiler No. 2 Chemical Feed Tank	Fugitive	VOC	0.0027	Less than 5.0 TPY VOC emitted per 62-213.430(6)
Boiler No. 3 Chemical Feed Tank	Fugitive	VOC	0.0027	Less than 5.0 TPY VOC emitted per 62-213.430(6)
Diesel Fuel Oil Tank (Ash Unloading)	Point	VOC	0.00059	Less than 5.0 TPY VOC emitted per 62-213.430(6)
Monofill Diesel Tank	Point	VOC	0.00059	Less than 5.0 TPY VOC emitted per 62-213.430(6)
Solvent Degreaser	Fugitive	VOC	0.8	Less than 5.0 TPY VOC emitted per 62-213.430(6)
		Toluene	0.0041	Less than 1000 lb/yr individual HAP emitted per 62-213.430(6) Less than 2500 lb/yr total HAPs emitted per 62-213.430(6)
		Xylene	0.0082	
		Ethyl Benzene	0.0041	
		1,1,1-Trichloroethane	0.0064	
		Perchloroethylene	0.0078	
		Total HAPs	0.031	
Monofill	Fugitive	PM/PM ₁₀	<1.0	Less than 5.0 TPY PM/PM ₁₀ emitted per 62-213.430(6)
Plant Roads	Fugitive	PM/PM ₁₀	0.86	Less than 5.0 TPY PM/PM ₁₀ emitted per 62-213.430(6)

EXHIBIT F-6 -- COMPLIANCE REPORT*
WHEELABRATOR SOUTH BROWARD, INC.
FT. LAUDERDALE, FLORIDA

* Where specific state regulatory cites are included in a permit term, the cite has been changed to reflect the changes in the numbering sequence in the Florida Administrative Code.

Applicable Requirement Citation	Units to Which Citation is Applicable	Applicable Requirements Description	Compliance Status	
			Does South Broward Comply?	Rationale
62-4.030 [STATE ONLY]	Facility-wide (Core List)	Permits -- General Prohibition	Yes	General standard -- facility is in compliance when and if the standard is in force.
62-4.040 [STATE ONLY]	Facility-wide (Core List)	Permits -- Exemptions	Yes	General standard -- facility is in compliance when and if the standard is in force.
62-4.050 [STATE ONLY]	Facility-wide (Core List)	Permits -- Procedure to Obtain Permits; Application	Yes	General standard -- facility is in compliance when and if the standard is in force.
62-4.060 [STATE ONLY]	Facility-wide (Core List)	Permits -- Consultation	Yes	General standard -- facility is in compliance when and if the standard is in force.
62-4.070 [STATE ONLY]	Facility-wide (Core List)	Permits -- Standards for Issuing or Denying Permits: Issuance; Denial	Yes	General standard -- facility is in compliance when and if the standard is in force.
62-4.080 [STATE ONLY]	Facility-wide (Core List)	Permits -- Modification of Permit Conditions	Yes	General standard -- facility is in compliance when and if the standard is in force.
62-4.090 [STATE ONLY]	Facility-wide (Core List)	Permits -- Renewals	Yes	General standard -- facility is in compliance when and if the standard is in force.
62-4.100 [STATE ONLY]	Facility-wide (Core List)	Permits -- Suspension and Revocation	Yes	General standard -- facility is in compliance when and if the standard is in force.
62-4.110 [STATE ONLY]	Facility-wide (Core List)	Permits -- Financial Responsibility	Yes	General standard -- facility is in compliance when and if the standard is in force.
62-4.120 [STATE ONLY]	Facility-wide (Core List)	Permits -- Transfer of Permits	Yes	General standard -- facility is in compliance when and if the standard is in force.
62-4.130 [STATE ONLY]	Facility-wide (Core List)	Permits -- Plant Operation - Problems	Yes	General standard -- facility is in compliance when and if the standard is in force.

EXHIBIT F-6 -- COMPLIANCE REPORT*
WHEELABRATOR SOUTH BROWARD, INC.
FT. LAUDERDALE, FLORIDA

* Where specific state regulatory cites are included in a permit term, the cite has been changed to reflect the changes in the numbering sequence in the Florida Administrative Code.

Applicable Requirement Citation	Units to Which Citation is Applicable	Applicable Requirements Description	Compliance Status	
			Does South Broward Comply?	Rationale
62-4.150 [STATE ONLY]	Facility-wide (Core List)	Permits -- Review	Yes	General standard -- facility is in compliance when and if the standard is in force.
62-4.160 [STATE ONLY]	Facility-wide (Core List)	Permits -- Permit Conditions	Yes	General standard -- facility is in compliance when and if the standard is in force.
62-4.210 [STATE ONLY]	Facility-wide (Core List)	Permits -- Construction Permits	Yes	General standard -- facility is in compliance when and if the standard is in force.
62-4.220 [STATE ONLY]	Facility-wide (Core List)	Permits -- Operation Permit for New Sources	Yes	General standard -- facility is in compliance when and if the standard is in force.
62-103.150 [STATE ONLY]	Facility-wide (Core List)	Rules of Administrative Procedure -- Public Notice of Application and Proposed Agency Action	Yes	General standard -- facility is in compliance when and if the standard is in force.
62-103.155 [STATE ONLY]	Facility-wide (Core List)	Rules of Administrative Procedure -- Petition for Administrative Hearing; Waiver of Right to Administrative Proceeding	Yes	General standard -- facility is in compliance when and if the standard is in force.
62-210.300(1)	Facility-wide (Core List)	Stationary Sources - General Requirements -- Permits Required; Air Construction Permits	Yes	General standard -- facility is in compliance when and if the standard is in force.
62-210.300(2)	Facility-wide (Core List)	Stationary Sources - General Requirements -- Permits Required; Air Operation Permits	Yes	General standard -- facility is in compliance when and if the standard is in force.
62-210.300(3)(a)	Facility-wide (Core List)	Stationary Sources - General Requirements -- Permits Required; Exemptions; Full Exemptions	Yes	General standard -- facility is in compliance when and if the standard is in force.
62-210.300(3)(b)	Facility-wide (Core List)	Stationary Sources - General Requirements -- Permits Required; Exemptions; Temporary Exemptions	Yes	General standard -- facility is in compliance when and if the standard is in force.
62-210.300(5)	Facility-wide (Core List)	Stationary Sources - General Requirements -- Permits Required; Notification of Startup	Yes	General standard -- facility is in compliance when and if the standard is in force.

EXHIBIT F-6 -- COMPLIANCE REPORT*
WHEELABRATOR SOUTH BROWARD, INC.
FT. LAUDERDALE, FLORIDA

* Where specific state regulatory cites are included in a permit term, the cite has been changed to reflect the changes in the numbering sequence in the Florida Administrative Code.

Applicable Requirement Citation	Units to Which Citation is Applicable	Applicable Requirements Description	Compliance Status	
			Does South Broward Comply?	Rationale
62-210.300(6)	Facility-wide (Core List)	Stationary Sources - General Requirements -- Permits Required; Emissions Unit Reclassification	Yes	General standard -- facility is in compliance when and if the standard is in force.
62-210.350(3)	Facility-wide (Core List)	Stationary Sources - General Requirements -- Public Notice and Comment; Additional Public Notice Requirements for Facilities Subject to Operating Permits for Title V Sources	Yes	General standard -- facility is in compliance when and if the standard is in force.
62-210.360 [STATE ONLY]	Facility-wide (Core List)	Stationary Sources - General Requirements -- Administrative Permit Corrections	Yes	General standard -- facility is in compliance when and if the standard is in force.
62-210.370(3) [STATE ONLY]	Facility-wide (Core List)	Stationary Sources - General Requirements -- Annual Operating Report for Air Pollutant Emitting Sources	Yes	General standard -- facility is in compliance when and if the standard is in force.
62-210.650	Facility-wide (Core List)	Stationary Sources - General Requirements -- Circumvention	Yes	General standard -- facility is in compliance when and if the standard is in force.
62-210.700(6)	Boiler No. 1 Boiler No. 2 Boiler No. 3 Lime Silo Ash Cond. Sys.	In case of excess emissions resulting from malfunctions, each owner or operator shall notify the Department or the appropriate Local Program in accordance with Rule 62-4.130, F.A.C. A full written report on the malfunctions shall be submitted in a quarterly report, if requested by the Department.	Yes	The department is notified per this requirement when necessary.
62-210.900(1) [STATE ONLY]	Facility-wide (Core List)	Stationary Sources - General Requirements -- Forms and Instructions; Application for Air Permit - Long Form, Form and Instructions	Yes	General standard -- facility is in compliance when and if the standard is in force.
62-210.900(5) [STATE ONLY]	Facility-wide (Core List)	Stationary Sources - General Requirements -- Forms and Instructions; Annual Operating Report for Air Pollutant Emitting Facility, For and Instructions	Yes	General standard -- facility is in compliance when and if the standard is in force.
62-213.205 [STATE ONLY]	Facility-wide (Core List)	Operation Permits for Major Sources of Air Pollution -- Annual Emissions Fee	Yes	General standard -- facility is in compliance when and if the standard is in force.

EXHIBIT F-6 -- COMPLIANCE REPORT*
WHEELABRATOR SOUTH BROWARD, INC.
FT. LAUDERDALE, FLORIDA

* Where specific state regulatory cites are included in a permit term, the cite has been changed to reflect the changes in the numbering sequence in the Florida Administrative Code.

Applicable Requirement Citation	Units to Which Citation is Applicable	Applicable Requirements Description	Compliance Status	
			Does South Broward Comply?	Rationale
62-213.400 [STATE ONLY]	Facility-wide (Core List)	Operation Permits for Major Sources of Air Pollution -- Permits and Permit Revisions Required	Yes	General standard -- facility is in compliance when and if the standard is in force.
62-213.410 [STATE ONLY]	Facility-wide (Core List)	Operation Permits for Major Sources of Air Pollution -- Changes Without Permit Revision	Yes	General standard -- facility is in compliance when and if the standard is in force.
62-213.412 [STATE ONLY]	Facility-wide (Core List)	Operation Permits for Major Sources of Air Pollution -- Immediate Implementation Pending Revision Process	Yes	General standard -- facility is in compliance when and if the standard is in force.
62-213.420 [STATE ONLY]	Facility-wide (Core List)	Operation Permits for Major Sources of Air Pollution -- Permit Applications	Yes	General standard -- facility is in compliance when and if the standard is in force.
62-213.430 [STATE ONLY]	Facility-wide (Core List)	Operation Permits for Major Sources of Air Pollution -- Permit Issuance, Renewal, and Revision	Yes	General standard -- facility is in compliance when and if the standard is in force.
62-213.440 [STATE ONLY]	Facility-wide (Core List)	Operation Permits for Major Sources of Air Pollution -- Permit Content	Yes	General standard -- facility is in compliance when and if the standard is in force.
62-213.460 [STATE ONLY]	Facility-wide (Core List)	Operation Permits for Major Sources of Air Pollution -- Permit Shield	Yes	General standard -- facility is in compliance when and if the standard is in force.
62-213.900(1) [STATE ONLY]	Facility-wide (Core List)	Operation Permits for Major Sources of Air Pollution -- Forms and Instructions; Major Air Pollution Source Annual Emissions Fee Form, Form and Instructions	Yes	General standard -- facility is in compliance when and if the standard is in force.
62-256 [STATE ONLY]	Facility-wide (Core List)	Open Burning and Frost Protection Fires	Yes	General standard -- facility is in compliance when and if the standard is in force.
62-257 [STATE ONLY]	Facility-wide (Core List)	Asbestos Notification and Fee	Yes	General standard -- facility is in compliance when and if the standard is in force.
62-281 [STATE ONLY]	Facility-wide (Core List)	Motor Vehicle Air Conditioning Refrigerant	Yes	General standard -- facility is in compliance when and if the standard is in force.

EXHIBIT F-6 -- COMPLIANCE REPORT*
WHEELABRATOR SOUTH BROWARD, INC.
FT. LAUDERDALE, FLORIDA

* Where specific state regulatory cites are included in a permit term, the cite has been changed to reflect the changes in the numbering sequence in the Florida Administrative Code.

Applicable Requirement Citation	Units to Which Citation is Applicable	Applicable Requirements Description	Compliance Status	
			Does South Broward Comply?	Rationale
62-296.320(2)	Facility-wide (Core List)	General Pollutant Emission Limiting Standard. Objectionable Odor Prohibited - No person shall cause, suffer, allow or permit the discharge of air pollutants which cause or contribute to an objectionable odor.	Yes	General standard -- no objectionable odors emanate from the facility.
62-296.320(3)	Facility-wide (Core List)	General Pollutant Emission Limiting Standard. Industrial, Commercial, and Municipal Open Burning Prohibited	Yes	General standard -- no open burning occurs at the facility per this standard.
62-296.320(4)(a)2	Lime Silo Ash Cond. Sys.	General Pollutant Emission Limiting Standard. General Particulate Emission Limiting Standard. Process Weight Table. Particulate Matter Emission Standard. Emission Limit - No person shall cause, let, permit, suffer or allow the emission of particulate matter through a stack or vent, from any emissions unit subject to this section in total quantities in excess of the amount shown in Table 296.310-1. Interpolation of the data in Table 296.310-1 for the process weight rates up to 30 tons per hour shall be accomplished by the use of the equation: $E = 3.59P^{0.62}$, where P is less than or equal to 30 tons per hour; and interpolation and extrapolation of the data for process weight rates in excess of 30 tons per day/hour shall be accomplished by use of the equation: $E = 17.31P^{0.16}$, where P is greater than 30 tons per hour. Where: E = Emissions in pounds per hour, P = Process weight rate in tons per hour.	Yes	The permitted emission limit is more stringent than the calculated limit of 23 lb/hr for the lime silo and 15.6 lb/hr for the ash conditioning system. The calculated emission limits are: Lime Silo: $E = 3.59P^{0.62}$ $E = 3.59 \times (20 \text{ TPH})^{0.62} = 23 \text{ lb/hr}$ Ash Conditioning System: $E = 3.59P^{0.62}$ $E = 3.59 \times (10.72 \text{ TPH})^{0.62} = 15.6 \text{ lb/hr}$

EXHIBIT F-6 -- COMPLIANCE REPORT*
WHEELABRATOR SOUTH BROWARD, INC.
FT. LAUDERDALE, FLORIDA

* Where specific state regulatory cites are included in a permit term, the cite has been changed to reflect the changes in the numbering sequence in the Florida Administrative Code.

Applicable Requirement Citation	Units to Which Citation is Applicable	Applicable Requirements Description	Compliance Status	
			Does South Broward Comply?	Rationale
62-296.320(4)(b)1	Boiler No. 1 Boiler No. 2 Boiler No. 3 Lime Silo Ash Cond. Sys.	General Pollutant Emission Limiting Standard. General Particulate Emission Limiting Standard. General Visible Emissions Standard. No person shall cause, let, permit, suffer or allow to be discharged into the atmosphere any air pollutants from new, or existing emissions units, the density of which is equal to or greater than that designated as Number 1 on the Ringelmann Chart the opacity of which is equal to or greater than 20 percent.	Yes	The visible emission standard in the facility's PSD permit for Boilers Nos. 1, 2 and 3 is more stringent than this standard. The visible emissions from the lime silo and ash conditioning system are less than this standard.
62-296.320(4)(b)4	Boiler No. 1 Boiler No. 2 Boiler No. 3 Lime Silo Ash Cond. Sys.	General Pollutant Emission Limiting Standard. General Pollutant Emission Limiting Standard. Visible Emissions Test Method and Procedures. All visible emissions tests performed pursuant to the requirements of this section shall comply with the following provisions. a. The test method for visible emissions shall be EPA Method 9, incorporated and adopted by reference in Chapter 62-297, F.A.C. b. Test procedures shall meet all applicable requirements of Chapter 62-297, F.A.C.	Yes	These methods and procedures are utilized.
62-296.320(4)(c)	Facility wide (Core List)	General Pollutant Emission Limiting Standard. General Pollutant Emission Limiting Standard. Unconfined Emissions of Particulate Matter -- No person shall cause, let, permit, suffer or allow the emissions of unconfined particulate matter from any emissions unit whatsoever, including, but not limited to, vehicular movement, transportation of materials, construction, alteration, demolition or wrecking, or industrially related activities such as loading, unloading, storing or handling, without taking reasonable precautions to prevent such emission.	Yes	General standard -- reasonable precautions to prevent unconfined emissions of particulate matter are taken.

EXHIBIT F-6 -- COMPLIANCE REPORT*
WHEELABRATOR SOUTH BROWARD, INC.
FT. LAUDERDALE, FLORIDA

* Where specific state regulatory cites are included in a permit term, the cite has been changed to reflect the changes in the numbering sequence in the Florida Administrative Code.

Applicable Requirement Citation	Units to Which Citation is Applicable	Applicable Requirements Description	Compliance Status	
			Does South Broward Comply?	Rationale
62-296.401(3)(a)	Boiler No. 1 Boiler No. 2 Boiler No. 3	Specific Emission Limiting and Performance Standards. New incinerators, other than those which are operated or utilized for the disposal or treatment of biological waste, with a charging rate equal to or greater than 50 tons per day. --Particulate matter - .08 grains per standard cubic foot dry gas corrected to 50 percent excess air.	Yes	The particulate matter emission standard found in the facility's PSD permit for Boilers Nos. 1, 2, and 3 is more stringent than this standard.
62-296.401(3)(b)	Boiler No. 1 Boiler No. 2 Boiler No. 3	Specific Emission Limiting and Performance Standards. New incinerators, other than those which are operated or utilized for the disposal or treatment of biological waste, with a charging rate equal to or greater than 50 tons per day. -- No objectionable odor allowed.	Yes	No objectionable odors emanate from Boilers Nos. 1, 2, and 3.
62-296.401(3)(c)	Boiler No. 1 Boiler No. 2 Boiler No. 3	Specific Emission Limiting and Performance Standards. New incinerators, other than those which are operated or utilized for the disposal or treatment of biological waste, with a charging rate equal to or greater than 50 tons per day. -- Test Methods and Procedures. All emissions tests performed pursuant to the requirements of this section shall comply with the following requirements. 1. The test method for particulate emissions shall be EPA Method 5, incorporated and adopted by reference in Chapter 62-297, F.A.C. The minimum sample volume shall be 30 dry standard cubic feet. EPA Method 3 using Orsat analysis is required for percent excess air correction. 2. Test procedures shall meet all applicable requirements of Chapter 62-297, F.A.C.	Yes	The appropriate test methods and procedures are utilized.

EXHIBIT F-6 -- COMPLIANCE REPORT*
WHEELABRATOR SOUTH BROWARD, INC.
FT. LAUDERDALE, FLORIDA

* Where specific state regulatory cites are included in a permit term, the cite has been changed to reflect the changes in the numbering sequence in the Florida Administrative Code.

Applicable Requirement Citation	Units to Which Citation is Applicable	Applicable Requirements Description	Compliance Status	
			Does South Broward Comply?	Rationale
62-296.416(3)(b) [STATE ONLY]	Boiler No. 1 Boiler No. 2 Boiler No. 3	Mercury Emissions Limiting Standards. Emissions Standards for Facilities Using Waste Separation. The Department recognizes that reduction of mercury emissions from waste-to-energy facilities may be achieved by implementation of mercury waste separation programs. Such programs would require removal of objects containing mercury from the waste stream before the waste is used as a fuel.	Yes	The facility/county has implemented a waste separation program.
62-296.416(3)(b)(1) [STATE ONLY]	Boiler No. 1 Boiler No. 2 Boiler No. 3	Mercury Emissions Limiting Standards. Facilities with sulfur dioxide and hydrogen chloride control equipment in place or under construction as of July 1, 1993, and which choose to control mercury emissions exclusively through the use of a waste separation program, shall submit a program plan to the Department by March 1, 1994, and shall comply with the following emissions limiting schedule. a. After July 1, 1995, mercury emissions shall not exceed 140 micrograms per dry standard cubic meter of flue gas, corrected to 7 percent O ₂ . b. After July 1, 1997, mercury emissions shall not exceed 70 micrograms per dry standard cubic meter of flue gas, corrected to 7 percent O ₂ .	Yes	The facility is in compliance with the 1995 standard.

EXHIBIT F-6 -- COMPLIANCE REPORT*
WHEELABRATOR SOUTH BROWARD, INC.
FT. LAUDERDALE, FLORIDA

* Where specific state regulatory cites are included in a permit term, the cite has been changed to reflect the changes in the numbering sequence in the Florida Administrative Code.

Applicable Requirement Citation	Units to Which Citation is Applicable	Applicable Requirements Description	Compliance Status	
			Does South Broward Comply?	Rationale
62-296.416(3)(b)(2) [STATE ONLY]	Boiler No. 1 Boiler No. 2 Boiler No. 3	Mercury Emissions Limiting Standards. Beginning no later than July 1, 1994, facilities subject to Rule 62-296.416(3)(b)1., F.A.C., shall perform semiannual individual emissions unit mercury emissions tests. Facilities shall stagger the semiannual testing of individual emissions units such that at least one test is performed quarterly. All tests conducted after July 1, 1995, shall be used to demonstrate compliance with the mercury emissions limiting standards of Rule 62-296.416(3)(b)1., F.A.C.	Yes	The tests required to date have been performed.
62-296.416(3)(d) [STATE ONLY]	Boiler No. 1 Boiler No. 2 Boiler No. 3	Mercury Emissions Limiting Standards. Compliance Demonstration. Waste-to-energy facilities shall perform a maximum of two mercury emissions tests per individual emissions unit to demonstrate compliance with the mercury emission limiting standards of Rule 62-296.416(3)(a) or (b), F.A.C. If two tests are performed, the second series of test runs shall begin no later than five days after completion of the first series of test runs. Individual emissions unit compliance shall be demonstrated when one or both mercury emissions tests meet(s) the applicable mercury emissions limiting standard.	Yes	The compliance demonstrations have been performed.
62-296.416(3)(f) [STATE ONLY]	Boiler No. 1 Boiler No. 2 Boiler No. 3	Mercury Emissions Limiting Standards. Mercury Emissions Test Method and Procedures. All mercury emissions tests performed pursuant to the requirements of this section shall comply with the following provisions. <ol style="list-style-type: none"> 1. The test method for mercury shall be EPA Method 101A, incorporated and adopted by reference in Rule 62-297, F.A.C. 2. Test procedures shall meet all applicable requirements of Rule 62-297, F.A.C. 	Yes	The proper test methods and procedures are utilized.

EXHIBIT F-6 -- COMPLIANCE REPORT*
WHEELABRATOR SOUTH BROWARD, INC.
FT. LAUDERDALE, FLORIDA

* Where specific state regulatory cites are included in a permit term, the cite has been changed to reflect the changes in the numbering sequence in the Florida Administrative Code.

Applicable Requirement Citation	Units to Which Citation is Applicable	Applicable Requirements Description	Compliance Status	
			Does South Broward Comply?	Rationale
62-297.310(1)	Boiler No. 1 Boiler No. 2 Boiler No. 3 Ash Cond. Sys.	General Compliance Test Requirements. Required Number of Test Runs. For mass emission limitations, a compliance test shall consist of three complete and separate determinations of the total air pollutant emission rate through the test section of the stack or duct; and three complete and separate determinations of any applicable process variables corresponding to the three distinct time periods during which the stack emission rate was measured provided that three complete and separate determinations shall not be required if the Department determines that the process variables are not subject to variation during a compliance test, or if a determination is not necessary in order to calculate the unit's emission rate. The three required test runs shall be completed within one consecutive five day period. In the event that a sample is lost or one of the three runs must be discontinued because of circumstances beyond the control of the owner or operator and a valid third run cannot be obtained within the five day period allowed for the test, the Secretary or his designee may accept the results of the two complete runs as proof of compliance, provided that the arithmetic mean of the results of the two complete runs is 20% below the allowable emission limiting standards.	Yes	These requirements are met.
62-297.310(4)(a)1	Boiler No. 1 Boiler No. 2 Boiler No. 3 Ash Cond. Sys.	General Compliance Test Requirements. Applicable Test Procedures. Required Sampling Time. Unless otherwise specified in the applicable rule, the required sampling time for each test run shall be no less than one hour and no greater than four hours, and the sampling time at each sampling point shall be of equal intervals of at least two minutes.	Yes	The requirement is met, where applicable.

EXHIBIT F-6 -- COMPLIANCE REPORT*
WHEELABRATOR SOUTH BROWARD, INC.
FT. LAUDERDALE, FLORIDA

* Where specific state regulatory cites are included in a permit term, the cite has been changed to reflect the changes in the numbering sequence in the Florida Administrative Code.

Applicable Requirement Citation	Units to Which Citation is Applicable	Applicable Requirements Description	Compliance Status	
			Does South Broward Comply?	Rationale
62-297.310(4)(a)2	Boiler No. 1 Boiler No. 2 Boiler No. 3 Ash Cond. Sys.	General Compliance Test Requirements. Applicable Test Procedures. Required Sampling Time. Opacity Compliance Tests. When either EPA Method 9 or DER Method 9 is specified as the applicable opacity test method, the required minimum period of observation for a compliance test shall be sixty (60) minutes for emissions units which emit or have the potential to emit 100 tons per year or more of particulate matter, and thirty (30) minutes for emissions units which have potential emissions less than 100 tons per year of particulate matter and are not subject to a multiple valued opacity standard. The opacity test observation period shall include the period during which the highest opacity emissions can reasonably be expected to occur. Exceptions to these requirements are as follows: [NONE OF THE LISTED EXCEPTIONS APPLY TO THESE EMISSION UNITS]	Yes	The requirement is met, where applicable.
62-297.310(4)(b)	Boiler No. 1 Boiler No. 2 Boiler No. 3 Ash Cond. Sys.	General Compliance Test Requirements. Applicable Test Procedures. Minimum Sample Volume. Unless otherwise specified in the applicable rule the minimum sample volume per run shall be 25 dry standard cubic feet.	Yes	The requirement is met, where applicable.
62-297.310(4)(c)	Boiler No. 1 Boiler No. 2 Boiler No. 3 Ash Cond. Sys.	General Compliance Test Requirements. Applicable Test Procedures. Required Flow Rate Range. For EPA Method 5 particulate sampling, acid mist/sulfur dioxide, and fluoride sampling which uses Greenburg Smith type impingers, the sampling nozzle and sampling time shall be selected such that the average sampling rate will be between 0.5 and 1.0 actual cubic feet per minute, and the required minimum sampling volume will be obtained.	Yes	The requirement is met, where applicable.

EXHIBIT F-6 -- COMPLIANCE REPORT*
WHEELABRATOR SOUTH BROWARD, INC.
FT. LAUDERDALE, FLORIDA

* Where specific state regulatory cites are included in a permit term, the cite has been changed to reflect the changes in the numbering sequence in the Florida Administrative Code.

Applicable Requirement Citation	Units to Which Citation is Applicable	Applicable Requirements Description	Compliance Status	
			Does South Broward Comply?	Rationale
62-297.310(4)(d)	Boiler No. 1 Boiler No. 2 Boiler No. 3 Ash Cond. Sys.	General Compliance Test Requirements. Applicable Test Procedures. Calibration. Calibration of the sampling train equipment shall be conducted in accordance with the schedule shown in Table 297.330-1.	Yes	The requirement is met, where applicable.
62-297.310(5)(a)	Boiler No. 1 Boiler No. 2 Boiler No. 3	General Compliance Test Requirements. Determination of Process Variables. The owner or operator of an emissions unit for which compliance tests are required shall install, operate, and maintain equipment and/or instruments necessary to determine process variables, such as process weight input or heat input, when such data is needed in conjunction with emissions data to determine the compliance of the emissions unit with applicable emission limiting standards.	Yes	This requirement is met.
62-297.310(5)(b)	Boiler No. 1 Boiler No. 2 Boiler No. 3	General Compliance Test Requirements. Determination of Process Variables. Equipment and/or instruments used to directly or indirectly determine such process variables, including devices such as belt scales, weight hoppers, flow meters, and tank scales, shall be calibrated and adjusted to indicate the true value of the parameter being measured with sufficient accuracy to allow the applicable process variable to be determined within 10% of its true value.	Yes	This requirement is met.
62-297.310(6)	Boiler No. 1 Boiler No. 2 Boiler No. 3	General Compliance Test Requirements. Required Stack Sampling Facilities. Sampling facilities include sampling ports, work platforms, access to work platforms, electrical power, and sampling equipment support. All stack sampling facilities must meet any Occupational Safety and Health Administration (OSHA) Safety and Health Standards described in 29 CFR Part 1910, Subparts D and E.	Yes	The required OSHA standards are met.

EXHIBIT F-6 -- COMPLIANCE REPORT*
WHEELABRATOR SOUTH BROWARD, INC.
FT. LAUDERDALE, FLORIDA

* Where specific state regulatory cites are included in a permit term, the cite has been changed to reflect the changes in the numbering sequence in the Florida Administrative Code.

Applicable Requirement Citation	Units to Which Citation is Applicable	Applicable Requirements Description	Compliance Status	
			Does South Broward Comply?	Rationale
62-297.310(6)(a)	Boiler No. 1 Boiler No. 2 Boiler No. 3	General Compliance Test Requirements. Required Stack Sampling Facilities. Permanent Test Facilities. The owner or operator of an emissions unit that is required to conduct a compliance test, other than a visible emission test, on at least an annual basis, shall install and maintain permanent stack testing facilities.	Yes	This requirement is met.
62-297.310(6)(b)	Ash Cond. Sys.	General Compliance Test Requirements. Required Stack Sampling Facilities. Temporary Test Facilities. The owner or operator of an emissions unit that is not required to conduct a compliance test on at least an annual basis may use permanent or temporary test facilities. If the owner chooses to use temporary test facilities on any emissions unit, such temporary facilities shall be installed on the emissions unit within 5 days of a request by the Department and remain on the emissions unit until the test is completed.	Yes	This requirement is met.
62-297.310(6)(c)	Boiler No. 1 Boiler No. 2 Boiler No. 3	General Compliance Test Requirements. Required Stack Sampling Facilities. Test Facilities. Sampling Ports. 1. All sampling ports shall have a minimum inside diameter of 3 inches. 2. The ports shall be capable of being sealed when not in use. 3. The sampling ports shall be located in the stack at least 2 stack diameters or equivalent diameters downstream and at least 0.5 stack diameter or equivalent diameter upstream from any fan, bend, constriction or other flow disturbances.	Yes	This requirement is met.

EXHIBIT F-6 -- COMPLIANCE REPORT*
WHEELABRATOR SOUTH BROWARD, INC.
FT. LAUDERDALE, FLORIDA

* Where specific state regulatory cites are included in a permit term, the cite has been changed to reflect the changes in the numbering sequence in the Florida Administrative Code.

Applicable Requirement Citation	Units to Which Citation is Applicable	Applicable Requirements Description	Compliance Status	
			Does South Broward Comply?	Rationale
62-297.310(6)(d)	Boiler No. 1 Boiler No. 2 Boiler No. 3	General Compliance Test Requirements. Required Stack Sampling Facilities. Work Platforms. 1. Minimum size of the working platform shall be 24 square feet in area. Platforms shall be at least 3 feet wide. 2. On circular stacks with 2 sampling ports, the platform shall extend at least 110 degrees around the stack. 3. On circular stacks with more than two sampling ports, the work platform shall extend 360 degrees around the stack. 4. All platforms shall be equipped with an adequate safety rail (ropes are not acceptable), toeboard, and hinged floor opening cover if ladder access is used to reach the platform. The safety rail directly in line with the sampling ports shall be removable so that no obstruction exists in an area 14 inches below each sample port and 6 inches on either side of the sampling port.	Yes	This requirement is met.
62-297.310(6)(e)	Boiler No. 1 Boiler No. 2 Boiler No. 3	General Compliance Test Requirements. Required Stack Sampling Facilities. Access. 1. Ladders to the work platform exceeding 15 feet in length shall have safety cages or fall arresters with a minimum of 3 compatible safety belts available for use by sampling personnel. 2. Walkways over free fall areas shall be equipped with safety rails and toeboards.	Yes	This requirement is met.

EXHIBIT F-6 -- COMPLIANCE REPORT*
WHEELABRATOR SOUTH BROWARD, INC.
FT. LAUDERDALE, FLORIDA

* Where specific state regulatory cites are included in a permit term, the cite has been changed to reflect the changes in the numbering sequence in the Florida Administrative Code.

Applicable Requirement Citation	Units to Which Citation is Applicable	Applicable Requirements Description	Compliance Status	
			Does South Broward Comply?	Rationale
62-297.310(6)(f)	Boiler No. 1 Boiler No. 2 Boiler No. 3	General Compliance Test Requirements. Required Stack Sampling Facilities. Electrical Power. 1. A minimum of two 120 volts AC, 20 amps outlets shall be provided at the sampling platform within 20 feet of each sampling port. 2. If extension cords are used to provide the electrical power, they shall be kept on the plant's property and be available immediately upon request by sampling personnel.	Yes	This requirement is met.
62-297.310(6)(g)	Boiler No. 1 Boiler No. 2 Boiler No. 3	General Compliance Test Requirements. Required Stack Sampling Facilities. Sampling Equipment Support. 1. A three-quarter inch eyebolt and an angle bracket shall be attached directly above each port on vertical stacks and above each row of sampling ports on the sides of horizontal ducts. a. The bracket shall be a standard 3 inch x 3 inch x one-quarter inch equal-legs bracket which is 1 and one-half inches wide. A hole that is one-half inch in diameter shall be drilled through the exact center of the horizontal portion of the bracket. The horizontal portion of the bracket shall be located 14 inches above the centerline of the sampling port. b. A three-eighth inch bolt which protrudes 2 inches from the stack may be substituted for the required bracket. The bolt shall be located 15 and one-half inches above the centerline of the sampling port.	Yes	This requirement is met. Appropriate sampling equipment is provided at the time of testing.

EXHIBIT F-6 -- COMPLIANCE REPORT*
WHEELABRATOR SOUTH BROWARD, INC.
FT. LAUDERDALE, FLORIDA

* Where specific state regulatory cites are included in a permit term, the cite has been changed to reflect the changes in the numbering sequence in the Florida Administrative Code.

Applicable Requirement Citation	Units to Which Citation is Applicable	Applicable Requirements Description	Compliance Status	
			Does South Broward Comply?	Rationale
62-297.310(6)(g) (Continued)		<ol style="list-style-type: none"> 1. c. The three-quarter inch eyebolt shall be capable of supporting a 500 pound working load. For stacks that are less than 12 feet in diameter, the eyebolt shall be located 48 inches above the horizontal portion of the angle bracket. For stacks that are greater than or equal to 12 feet in diameter, the eyebolt shall be located 60 inches above the horizontal portion of the angle bracket. If the eyebolt is more than 120 inches above the platform, a length of chain shall be attached to it to bring the free end of the chain to within safe reach from the platform. 2. A complete monorail or dualrail arrangement may be substituted for the eyebolt and bracket. 		
62-297.310(7)(a)(3)	Boiler No. 1 Boiler No. 2 Boiler No. 3 Ash Cond. Sys.	General Compliance Test Requirements. Frequency of Compliance Tests. General Compliance Testing. The owner or operator of an emissions unit that is subject to any emission limiting standard shall conduct a compliance test that demonstrates compliance with the applicable emission limiting standard prior to obtaining a renewed operation permit. Emissions units that are required to conduct an annual compliance test may submit the most recent annual compliance test to satisfy the requirements of this provision.	Yes	The annual compliance tests are performed on the lime silo and ash conditioning system prior to permit renewal. Boilers Nos. 1, 2, and 3 are subject to annual test requirements per the facility's PSD permit.
62-297.310(7)(a)(9)	Boiler No. 1 Boiler No. 2 Boiler No. 3 Lime Silo Ash Cond. Sys.	General Compliance Test Requirements. Frequency of Compliance Tests. General Compliance Testing. The owner or operator shall notify the Department at least 15 days prior to the date on which each formal compliance test is to begin of the date, time, and place of each such test, and the test contact person who will be responsible for coordinating and having such test conducted for the owner.	Yes	Proper notifications are made.

EXHIBIT F-6 -- COMPLIANCE REPORT*
WHEELABRATOR SOUTH BROWARD, INC.
FT. LAUDERDALE, FLORIDA

* Where specific state regulatory cites are included in a permit term, the cite has been changed to reflect the changes in the numbering sequence in the Florida Administrative Code.

Applicable Requirement Citation	Units to Which Citation is Applicable	Applicable Requirements Description	Compliance Status	
			Does South Broward Comply?	Rationale
62-297.310(7)(c)	Lime Silo	General Compliance Test Requirements. Frequency of Compliance Test. Waiver of Compliance Test Requirements. If the owner or operator of an emissions unit that is subject to a compliance test requirement demonstrates to the Department, pursuant to the procedure established in Rule 62-297.620, F.A.C., that the compliance of the emissions unit with an applicable weight emission limiting standard can be adequately determined by means other than the designated test procedure, such as specifying a surrogate standard of no visible emissions for particulate matter sources equipped with a bag house or specifying a fuel analysis for sulfur dioxide emissions, the Department shall waive the compliance test requirements for such emissions units and order that the alternate means of	Yes	The facility was granted a waiver to the requirement for stack testing on the lime silo vent filter due to the expense and complexity of conducting a stack test on minor sources of particulate matter emissions.
62-297. 310(8)(a)	Boiler No. 1 Boiler No. 2 Boiler No. 3 Lime Silo Ash Cond. Sys.	General Compliance Test Requirements. Test Reports. The owner or operator of an air pollution emissions unit, for which a compliance test is required, shall file a report with the Department on the results of each such test.	Yes	This requirement is met.
62-297.310(8)(b)	Boiler No. 1 Boiler No. 2 Boiler No. 3 Lime Silo Ash Cond. Sys.	General Compliance Test Requirements. Test Reports. The required test report shall be filed with the Department as soon as practical but no later than 45 days after the last sampling run of each test is completed.	Yes	The reports are filed in the appropriate time frame.

EXHIBIT F-6 -- COMPLIANCE REPORT*
WHEELABRATOR SOUTH BROWARD, INC.
FT. LAUDERDALE, FLORIDA

* Where specific state regulatory cites are included in a permit term, the cite has been changed to reflect the changes in the numbering sequence in the Florida Administrative Code.

Applicable Requirement Citation	Units to Which Citation is Applicable	Applicable Requirements Description	Compliance Status	
			Does South Broward Comply?	Rationale
62-297.310(8)(c)	Boiler No. 1 Boiler No. 2 Boiler No. 3 Ash Cond. Sys.	<p>General Compliance Test Requirements. Test Reports. The test report shall provide sufficient detail on the emissions unit tested and the test procedures used to allow the Department to determine if the test was properly conducted and the test results properly computed. As a minimum, the test report, other than an EPA or DEP Method 9 test, shall provide information on:</p> <ol style="list-style-type: none"> 1 The type, location, and designation of the emissions unit tested. 2 The facility at which the emissions unit is located. 3 The owner or operator of the emissions unit. 4 The normal type and amount of fuels used and materials processed and the types and amounts of fuels used and material processed during each test run. 5. The means, raw data and computations used to determine the amount of fuels used and materials processed, if necessary to determine compliance with an applicable emission limiting standard. 6. The type of air pollution control devices installed on the emissions unit, their general condition, their normal operating parameters (pressure drops, total operating current and GPM scrubber water), and their operating parameters during each test run. 7. A sketch of the duct within 8 stack diameters upstream and 2 stack diameters down-stream of the sampling ports, including the distance to any upstream and downstream bends or other flow disturbances. 8. The date, starting time and duration of each sampling run. 9. The test procedures used including any alternative procedures authorized pursuant to Rule 62-297.620, 	Yes	The reports contain the appropriate information.

EXHIBIT F-6 -- COMPLIANCE REPORT*
WHEELABRATOR SOUTH BROWARD, INC.
FT. LAUDERDALE, FLORIDA

* Where specific state regulatory cites are included in a permit term, the cite has been changed to reflect the changes in the numbering sequence in the Florida Administrative Code.

Applicable Requirement Citation	Units to Which Citation is Applicable	Applicable Requirements Description	Compliance Status	
			Does South Broward Comply?	Rationale
62-297.310(8)(c) (Continued)		10. The number of points sampled and configuration and location of the sampling plane. 11. For each sampling point for each run, the dry gas meter reading, velocity head, pressure drop across the stack, temperatures, average meter temperatures and sample time per point. 12. The type, manufacturer and configuration of the sampling equipment used. 13. Data related to the required calibration of the test equipment. 14. Data on the identification, processing and weights of all filters used. 15. Data on the types and amounts of any chemical solutions used. 16. Data on the amount of pollutant collected from each; the sampling probe, the filters, and the impingers, are reported separately for the compliance test. 17. The names of individuals who furnished the process variable data, conducted the test, analyzed the samples and prepared the report. 18. All measured and calculated data required to be determined by each applicable test procedure for each run. 19. The detailed calculations for one run that relate the collected data to the calculated emission rate. 20. The applicable emission standard, and the resulting maximum allowable emission rate for the emissions unit, plus the test result in the same form and unit of measure.		

EXHIBIT F-6 -- COMPLIANCE REPORT*
WHEELABRATOR SOUTH BROWARD, INC.
FT. LAUDERDALE, FLORIDA

* Where specific state regulatory cites are included in a permit term, the cite has been changed to reflect the changes in the numbering sequence in the Florida Administrative Code.

Applicable Requirement Citation	Units to Which Citation is Applicable	Applicable Requirements Description	Compliance Status	
			Does South Broward Comply?	Rationale
62-297.310(8)(c) (Continued)		21. A certification that to the knowledge of the owner or his authorized agent, all data submitted is true and correct. When a compliance test is conducted for the Department or its agent, the person who conducts the test shall provide the certification with respect to the test procedures used. The owner or his authorized agent shall certify that all data required and provided to the person conducting the test are true and correct to his knowledge.		
40 CFR, Part 60, Subpart A 60.4(a)	Boiler No. 1 Boiler No. 2 Boiler No. 3 (PM Only)	All requests, reports, applications, submittals, and other communications to the Administrator pursuant to this part shall be submitted in duplicate to the appropriate Regional Office of the U.S. Environmental Protection Agency to the attention of the Director of the Division indicated in the following list of EPA Regional Offices. Region IV (Alabama, Florida, Georgia, Kentucky, Mississippi, North Carolina, South Carolina, Tennessee), Director, Air and Waste Management Division, U.S. Environmental Protection Agency, 345 Courtland Street, NE., Atlanta, GA 30365.	Yes	All reports are submitted to the appropriate agencies.

EXHIBIT F-6 -- COMPLIANCE REPORT*
WHEELABRATOR SOUTH BROWARD, INC.
FT. LAUDERDALE, FLORIDA

*. Where specific state regulatory cites are included in a permit term, the cite has been changed to reflect the changes in the numbering sequence in the Florida Administrative Code.

Applicable Requirement Citation	Units to Which Citation is Applicable	Applicable Requirements Description	Compliance Status	
			Does South Broward Comply?	Rationale
40 CFR, Part 60, Subpart A 60.4(b)	Boiler No. 1 Boiler No. 2 Boiler No. 3 (PM only)	Section 111(c) directs the Administrator to delegate to each State, when appropriate, the authority to implement and enforce standards of performance for new stationary sources located in such State. All information required to be submitted to EPA under paragraph (a) of this section, must also be submitted to the appropriate State Agency of any State to which this authority has been delegated (provided, that each specific delegation may except sources from a certain Federal or State reporting requirement). The appropriate mailing address for those States whose delegation request has been approved is as follows: State of Florida, Bureau of Air Quality Management, Department of Environmental Protection, Twin Towers Office Building, 2600 Blair Stone Road, Tallahassee, FL 32301.	Yes	All reports are submitted to the appropriate agencies.
40 CFR, Part 60, Subpart A 60.7(b)	Boiler No. 1 Boiler No. 2 Boiler No. 3 (PM only)	Any owner or operator subject to the provisions of this part shall maintain records of the occurrence and duration of any startup, shutdown, or malfunction in the operation of an affected facility; any malfunction of the air pollution control equipment; or any periods during which a continuous monitoring system or monitoring device is inoperative.	Yes	The appropriate records are maintained.

EXHIBIT F-6 -- COMPLIANCE REPORT*
WHEELABRATOR SOUTH BROWARD, INC.
FT. LAUDERDALE, FLORIDA

* Where specific state regulatory cites are included in a permit term, the cite has been changed to reflect the changes in the numbering sequence in the Florida Administrative Code.

Applicable Requirement Citation	Units to Which Citation is Applicable	Applicable Requirements Description	Compliance Status	
			Does South Broward Comply?	Rationale
40 CFR, Part 60, Subpart A 60.11(d)	Boiler No. 1 Boiler No. 2 Boiler No. 3	At all times, including periods of startup, shutdown, and malfunction, owners and operators shall, to the extent practicable, maintain and operate any affected facility including associated air pollution control equipment in a manner consistent with good air pollution control practice for minimizing emissions. Determination of whether acceptable operating and maintenance procedures are being used will be based on information available to the Administrator which may include, but is not limited to, monitoring results, opacity observations, review of operating and maintenance procedures, and inspection of the source.	Yes	The facility is operated and maintained per the requirement.
40 CFR, Part 60, Subpart A 60.19(b)	Boiler No. 1 Boiler No. 2 Boiler No. 3	For the purposes of this part, if an explicit postmark deadline is not specified in an applicable requirement for the submittal of a notification, application, report, or other written communication to the Administrator, the owner or operator shall postmark the submittal on or before the number of days specified in the applicable requirement. For example, if a notification must be submitted 15 days before a particular event is scheduled to take place, the notification shall be postmarked on or before 15 days preceding the event; likewise, if a notification must be submitted 15 days after a particular event takes place, the notification shall be delivered or postmarked on or before 15 days following the end of the event. The use of reliable non-Government mail carriers that provide indications of verifiable delivery of information required to be submitted to the Administrator, similar to the postmark provided by the U.S. Postal Service, or alternative means of delivery agreed to by the permitting authority, is acceptable.	Yes	Reports are submitted by the appropriate date.

EXHIBIT F-6 -- COMPLIANCE REPORT*
WHEELABRATOR SOUTH BROWARD, INC.
FT. LAUDERDALE, FLORIDA

* Where specific state regulatory cites are included in a permit term, the cite has been changed to reflect the changes in the numbering sequence in the Florida Administrative Code.

Applicable Requirement Citation	Units to Which Citation is Applicable	Applicable Requirements Description	Compliance Status	
			Does South Broward Comply?	Rationale
40 CFR, Part 60, Subpart Db 60.43b(d)	Boiler No. 1 Boiler No. 2 Boiler No. 3	On and after the date on which the initial performance test is completed or is required to be completed under §60.8 of this part, whichever date comes first, no owner or operator of an affected facility that combusts municipal-type solid waste or mixtures of municipal-type solid waste with other fuels, shall cause to be discharged into the atmosphere from that affected facility any gases that contain particulate matter in excess of the following emission limits: (1) 43 ng/J (0.10 lb/million Btu) heat input, (i) If the affected facility combusts only municipal-type solid waste, or (ii) If the affected facility combusts municipal-type solid waste and other fuels and has an annual capacity factor for the other fuels of 10 percent (0.10) or less.	Yes	The facility meets this requirement.
40 CFR, Part 60, Subpart Db 60.43b(g)	Boiler No. 1 Boiler No. 2 Boiler No. 3	The particulate matter and opacity standards apply at all times, except during periods of startup, shutdown or malfunction.	Yes	The particulate matter and opacity standards are met at all times except during periods of startup, shutdown , and malfunction.

EXHIBIT F-6 -- COMPLIANCE REPORT*
WHEELABRATOR SOUTH BROWARD, INC.
FT. LAUDERDALE, FLORIDA

* Where specific state regulatory cites are included in a permit term, the cite has been changed to reflect the changes in the numbering sequence in the Florida Administrative Code.

Applicable Requirement Citation	Units to Which Citation is Applicable	Applicable Requirements Description	Compliance Status	
			Does South Broward Comply?	Rationale
40 CFR , Part 60, Subpart Db 60.44b(d)	Boiler No. 1 Boiler No. 2 Boiler No. 3	On and after the date on which the initial performance test is completed or is required to be completed under §60.8 of this part, whichever date comes first, no owner or operator of an affected facility that simultaneously combusts natural gas with wood, municipal-type solid waste, or other solid fuel, except coal, shall cause to be discharged into the atmosphere from that affected facility any gases that contain nitrogen oxides in excess of 130 ng/J (0.30 lb/million Btu) heat input unless the affected facility has an annual capacity factor for natural gas of 10 percent (0.10) or less and is subject to a federally enforceable requirement that limits operation of the affected facility to an annual capacity factor of 10 percent (0.10) or less for natural gas.	Yes	The facility has a federally-enforceable limitation limiting the annual capacity factor for natural gas to less than 10 percent.
40 CFR, Part 60, Subpart Db 60.46b(a)	Boiler No. 1 Boiler No. 2 Boiler No. 3	The particulate matter emission standards and opacity limits under §60.43b apply at all times except during periods of startup, shutdown, or malfunction.	Yes	The particulate matter and opacity standards are met at all times except during periods of startup, shutdown, and malfunction.
40 CFR, Part 60, Subpart Db 60.46b(b)	Boiler No. 1 Boiler No. 2 Boiler No. 3	Compliance with the particulate matter emission standards under §60.43b shall be determined through performance testing as described in paragraph (d) of this section.	Yes	Performance testing is performed as required.
40 CFR , Part 60, Subpart Db 60.49b(d)	Boiler No. 1 Boiler No. 2 Boiler No. 3	The owner or operator of an affected facility shall record and maintain records of the amounts of each fuel combusted during each day and calculate the annual capacity factor individually for coal, distillate oil, residual oil, natural gas, wood, and municipal-type solid waste for each calendar quarter. The annual capacity factor is determined on a 12-month rolling average basis with a new annual capacity factor calculated at the end of each calendar month.	Yes	The required records are maintained.

EXHIBIT F-6 -- COMPLIANCE REPORT*
WHEELABRATOR SOUTH BROWARD, INC.
FT. LAUDERDALE, FLORIDA

* Where specific state regulatory cites are included in a permit term, the cite has been changed to reflect the changes in the numbering sequence in the Florida Administrative Code.

Applicable Requirement Citation	Units to Which Citation is Applicable	Applicable Requirements Description	Compliance Status	
			Does South Broward Comply?	Rationale
40 CFR, Part 60, Subpart Db 60.49b(o)	Boiler No. 1 Boiler No. 2 Boiler No. 3	All records required under this section shall be maintained by the owner or operator of the affected facility for a period of 2 years following the date of such record.	Yes	Records are maintained for the appropriate time period.
40 CFR, Part 60, Subpart E 60.52(a)	Boiler No. 1 Boiler No. 2 Boiler No. 3	On and after the date on which the performance test required to be conducted by §60.8 is completed, no owner or operator subject to the provisions of this part shall cause to be discharged into the atmosphere from any affected facility any gases which contain particulate matter in excess of 0.18 g/dscm (0.08 gr/dscf) corrected to 12% CO ₂ .	Yes	The facility meets this requirement.
40 CFR, Part 60, Subpart E 60.53(a)	Boiler No. 1 Boiler No. 2 Boiler No. 3	The owner or operator of any incinerator subject to the provisions of this part shall record the daily charging rates and hours of operation.	Yes	The required records are maintained.

EXHIBIT F-6 -- COMPLIANCE REPORT*
WHEELABRATOR SOUTH BROWARD, INC.
FT. LAUDERDALE, FLORIDA

* Where specific state regulatory cites are included in a permit term, the cite has been changed to reflect the changes in the numbering sequence in the Florida Administrative Code.

Applicable Requirement Citation	Units to Which Citation is Applicable	Applicable Requirements Description		Compliance Status	
				Does South Broward Comply?	Rationale
PSD-FL-105 Part I - Specific Condition 1		Emission Limitations			
PSD-FL-105 Part I - Specific Condition 1.a. Pages 1-2	Boiler No. 1 Boiler No. 2 Boiler No. 3	Stack emissions from each unit shall not exceed the following:			
		Particulate	0.0150 gr/dscf @ 12% CO ₂	Yes	Performance tests demonstrate compliance with this standard.
		SO ₂	0.140 lb/mmBtu heat input and 60 ppm (3-hr rolling avg., dry vol., @ 12% CO ₂) or 65% reduction of uncontrolled SO ₂ measured at inlet to acid gas control device - not to exceed 0.310 lb/mmBtu heat input and 124 ppm (3-hr rolling avg., dry vol., @ 12% CO ₂).	Yes	Performance tests and CEMS data demonstrate compliance with this standard. Test data has been submitted to FDEP. Permit limit has not been changed.

EXHIBIT F-6 -- COMPLIANCE REPORT*
WHEELABRATOR SOUTH BROWARD, INC.
FT. LAUDERDALE, FLORIDA

* Where specific state regulatory cites are included in a permit term, the cite has been changed to reflect the changes in the numbering sequence in the Florida Administrative Code.

Applicable Requirement Citation	Units to Which Citation is Applicable	Applicable Requirements Description		Compliance Status	
				Does South Broward Comply?	Rationale
PSD-FL-105 Part I - Specific Condition 1.a. Pages 1-2 (Continued)	Boiler No. 1 Boiler No. 2 Boiler No. 3	SO ₂ (Continued)	The 124 ppm limit above shall be modified to reflect a new emission limit (in ppm) from the control device at 65% control efficiency. Within 18 months of start-up of operation, the County shall submit a compliance test that will be used to determine the new SO ₂ emission limit (in ppm). The limit will be determined by observed average emission rate (u) from the submitted compliance tests and will be statistically analyzed using the one-tailed student T test ($t_{.05} = (x - u) n^{0.5}/s$) at the 95% confidence level to derive an emission rate (x) where s is the standard deviation of observed values n. The final SO ₂ emission limit (in ppm) shall be this mean emission rate (x). This value shall be restricted to no more than 124 ppm or less 60 ppm (3-hr rolling average, dry volume, corrected to 12% CO ₂).		
		NOx	0.560 lb/mmBtu heat input and 350 ppm (3-hr rolling avg., dry vol., @ 12% CO ₂)	Yes	Performance tests demonstrate compliance with this standard.
		CO	0.090 lb/mmBtu heat input; 400 ppm (1-hr rolling avg., dry vol., @ 12% CO ₂); and 88 ppm (4-day rolling avg., dry vol., @ 12% CO ₂)	Yes	Performance tests demonstrate compliance with this standard.
		Lead	0.00150 lb/mmBtu	Yes	Performance tests demonstrate compliance with this standard.

EXHIBIT F-6 -- COMPLIANCE REPORT*
WHEELABRATOR SOUTH BROWARD, INC.
FT. LAUDERDALE, FLORIDA

* Where specific state regulatory cites are included in a permit term, the cite has been changed to reflect the changes in the numbering sequence in the Florida Administrative Code.

Applicable Requirement Citation	Units to Which Citation is Applicable	Applicable Requirements Description		Compliance Status	
				Does South Broward Comply?	Rationale
PSD-FL-105 Part I - Specific Condition 1.a. Pages 1-2 (Continued)	Boiler No. 1 Boiler No. 2 Boiler No. 3	Fluorides	0.0040 lb/mmBtu	Yes	Performance tests demonstrate compliance with this standard.
		Beryllium	9.30×10^{-7} lb/mmBtu	Yes	Performance tests demonstrate compliance with this standard.
		Mercury	7.50×10^{-4} lb/mmBtu	Yes	Performance tests demonstrate compliance with this standard.
		Visible Emissions	Opacity of stack emissions shall not be greater than 15% opacity. Excess opacity resulting from startup or shutdown shall be permitted providing (1) best operational practices to minimize emissions are adhered to and (2) the duration of excess opacity shall be minimized but in no case exceed two hours in any 24-hour period unless specifically authorized by EPA for longer duration. Excess emissions which are caused entirely or in part by poor maintenance, poor operation, or any other equipment or process failure which may reasonably be prevented during start-up or shutdown shall be prohibited.	Yes	Performance tests demonstrate compliance with this standard.

EXHIBIT F-6 -- COMPLIANCE REPORT*
WHEELABRATOR SOUTH BROWARD, INC.
FT. LAUDERDALE, FLORIDA

* Where specific state regulatory cites are included in a permit term, the cite has been changed to reflect the changes in the numbering sequence in the Florida Administrative Code.

Applicable Requirement Citation	Units to Which Citation is Applicable	Applicable Requirements Description		Compliance Status	
				Does South Broward Comply?	Rationale
PSD-FL-105 Part I - Specific Condition I.a. Pages 1-2 (Continued)	Boiler No. 1 Boiler No. 2 Boiler No. 3	40 CFR Part 60; Subparts Db and E	The units are subject to 40 CFR Part 60, Subpart E and Subpart Db, New Source Performance Standards (NSPS), except that where requirements in this permit are more restrictive, the requirements in this permit shall apply.	Yes	The applicable requirements of Subparts Db and E are met.
	Facility-wide	Visible Emissions (Other)	There shall be no greater than 10% opacity for emissions from the refuse bunker and the ash handling and loadout. The potential for dust generation by ash handling activities will be mitigated by quenching the ash prior to loading in ash transport trucks. Additionally, all portions of the proposed facility, including the ash handling facility, which have the potential for fugitive emissions will be enclosed. Also, those areas which have to be open for operational purposes will be under negative air pressure.	Yes	This requirement is met.
PSD-FL-105 Part I - Specific Condition I.b. Page 2	Boiler No. 1 Boiler No. 2 Boiler No. 3	Only distillate fuel oil or natural gas shall be used in startup burners. The annual capacity factor for use of natural gas and oil, as determined by 40 CFR 60.43b(d), shall be <10%. If annual capacity factor of natural gas is >10%, then the facility shall be subject to §60.44b.		Yes	This requirement is met.

EXHIBIT F-6 -- COMPLIANCE REPORT*
WHEELABRATOR SOUTH BROWARD, INC.
FT. LAUDERDALE, FLORIDA

* Where specific state regulatory cites are included in a permit term, the cite has been changed to reflect the changes in the numbering sequence in the Florida Administrative Code.

Applicable Requirement Citation	Units to Which Citation is Applicable	Applicable Requirements Description	Compliance Status	
			Does South Broward Comply?	Rationale
PSD-FL-105 Part I - Specific Condition 1.c. Page 2	Boiler No. 1 Boiler No. 2 Boiler No. 3	None of the three individual municipal solid waste incinerators shall be charged in excess of 323.6 mmBtu/hr and 863 tons per day of MSW (115% rated capacity) nor produce in excess of 192,000 lbs/hr of steam (3-hr rolling average).	Yes	This requirement is met.
PSD-FL-105 Part I - Specific Condition 1.d. Page 2		Compliance Tests.		
PSD-FL-105 Part I - Specific Condition 1.d.(1)(a) Page 2	Boiler No. 1 Boiler No. 2 Boiler No. 3	Annual compliance tests for particulate matter, lead, SO ₂ , NO _x , CO, fluorides, mercury, and beryllium shall be conducted in accordance with 40 CFR 60.8(a), (b), (d), (e), and (f).	Yes	These tests are performed as required
PSD-FL-105 Part I - Specific Condition 1.d.(1)(b) Page 2	Boiler No. 1 Boiler No. 2 Boiler No. 3	Compliance with the opacity standard for the incinerator stack emissions in Condition 1.a. of this part shall be determined in accordance with 40 CFR 60.11(b) and (e).	Yes	Compliance is determined as required.
PSD-FL-105 Part I - Specific Condition 1.d.(1)(c) Page 3	Boiler No. 1 Boiler No. 2 Boiler No. 3	Compliance with the emission limitation for 65% control of total SO ₂ emissions shall be determined by using the test methods in Condition 1.d.(2) and sampling for SO ₂ emissions before and after the acid gas control device. Continuous emissions data shall also be used to demonstrate compliance with the SO ₂ concentration limits in Condition 1.a.	Yes	Compliance is determined as required.

EXHIBIT F-6 -- COMPLIANCE REPORT*
WHEELABRATOR SOUTH BROWARD, INC.
FT. LAUDERDALE, FLORIDA

* Where specific state regulatory cites are included in a permit term, the cite has been changed to reflect the changes in the numbering sequence in the Florida Administrative Code.

Applicable Requirement Citation	Units to Which Citation is Applicable	Applicable Requirements Description	Compliance Status	
			Does South Broward Comply?	Rationale
PSD-FL-105 Part 1 - Specific Condition 1.d.(2) Page 3	Boiler No. 1 Boiler No. 2 Boiler No. 3	<p>The following test methods and procedures for 40 CFR Parts 60 and 61 shall be used for compliance testing:</p> <ul style="list-style-type: none"> (a) Method 1 for selection of sample site and sample traverses. (b) Method 2 for determining stack gas flow rate when converting concentrations to or from mass emission limits. (c) Method 3 for gas analysis for calculation of percent O₂ and CO₂. (d) Method 4 for determining stack gas moisture content to convert the flow rate from actual standard cubic feet to dry standard cubic feet for use in converting concentrations in dry gases to or from mass emission limits. (e) Method 5 for concentration of PM and associated moisture content. One sample shall constitute one test run. (f) Method 9 for visible determination of opacity of emissions. (g) Method 6 for concentration of SO₂. Two samples, taken at approximately 30 minute intervals, shall constitute one test run. (h) Method 7 for concentration of NO_x. Four samples, taken at approximately 15 minute intervals, shall constitute one test run. (i) Method 10 for determination of CO concentrations. One sample shall constitute one test run. 	Yes	These test methods and procedures or alternative methods or procedures approved by FDEP are utilized as required.

EXHIBIT F-6 -- COMPLIANCE REPORT*
WHEELABRATOR SOUTH BROWARD, INC.
FT. LAUDERDALE, FLORIDA

* Where specific state regulatory cites are included in a permit term, the cite has been changed to reflect the changes in the numbering sequence in the Florida Administrative Code.

Applicable Requirement Citation	Units to Which Citation is Applicable	Applicable Requirements Description	Compliance Status	
			Does South Broward Comply?	Rationale
PSD-FL-105 Part I - Specific Condition 1.d.(2) Page 3 (Continued)		(j) Method 12 for determination of lead concentration and associated moisture content. One sample shall constitute one test run. (k) Method 13B for determination of fluorides concentration and associated moisture content. One sample shall constitute one test run. (l) Method 101A for determination of mercury emission rate and associated moisture content. One sample shall constitute one test run. (m) Method 104 for determination of beryllium emission rate and associated moisture content. One sample shall constitute one test run.		
PSD-FL-105 Part I - Specific Condition 2. Page 4	Boiler No. 1 Boiler No. 2 Boiler No. 3	Compliance with emission limitations specified in lb/mmBtu in Conditions 1.a. and 1.c. of this part shall be determined by calculating an "F" factor in dscf/mmBtu corrected to 12% CO ₂ using the boilers' efficiency (as determined by the calorimeter method contained in Attachment A during acceptance testing) and the measured steam production. Data obtained from test methods required in Condition 1.d. of this part for compliance testing shall be used for the calculation of the "F" factor required by this condition.	Yes	"F" factors are calculated and utilized as required.
PSD-FL-105 Part I - Specific Condition 3. Page 4	Boiler No. 1 Boiler No. 2 Boiler No. 3	Devices shall be installed to continuously monitor and record steam production. These devices shall be adequately maintained and operating during all periods of operation.	Yes	The required devices have been installed and are maintained and operated as required.
PSD-FL-105 Part I - Specific Condition 4. Page 4	Boiler No. 1 Boiler No. 2 Boiler No. 3	The height of each boiler exhaust steack shall not be <59.4 meters above ground level at the base of the stack.	Yes	This requirement is met.

EXHIBIT F-6 -- COMPLIANCE REPORT*
WHEELABRATOR SOUTH BROWARD, INC.
FT. LAUDERDALE, FLORIDA

* Where specific state regulatory cites are included in a permit term, the cite has been changed to reflect the changes in the numbering sequence in the Florida Administrative Code.

Applicable Requirement Citation	Units to Which Citation is Applicable	Applicable Requirements Description	Compliance Status	
			Does South Broward Comply?	Rationale
PSD-FL-105 Part I - Specific Condition 5. Page 4	Boiler No. 1 Boiler No. 2 Boiler No. 3	Each incinerator boiler shall have a metal name plate affixed in a conspicuous place on the shell showing the manufacturer, model number, type waste, rated capacity, and certification number.	Yes	This requirement is met.
PSD-FL-105 Part I - Specific Condition 6. Page 4	Boiler No. 1 Boiler No. 2 Boiler No. 3	The permittee must submit to EPA and DER, within 15 days after it becomes available to the County, copies of technical data pertaining to the incinerator boiler design, acid gas control equipment design, particulate control equipment design, and the fuel mix that will be used to evaluate compliance of the facility with the preceeding emission limitations.	Obsolete	These data were submitted as required.
PSD-FL-105 Part I - Specific Condition 7. Page 4	Boiler No. 1 Boiler No. 2 Boiler No. 3	Fuel. The Resource Recovery Facility shall utilize refuse such as garbage and trash (as defined in Chapter [17-7] <u>62-7 repealed</u> , FAC) but not grease, scum, grit screenings or sewage sludge.	Obsolete	This chapter has been repealed.
PSD-FL-105 Part I - Specific Condition 8. Page 4	Boiler No. 1 Boiler No. 2 Boiler No. 3	Air Pollution Control Equipment. The permittee shall install, continuously operate, and maintain the following air pollution controls to minimize emissions. Controls listed shall be fully operational upon startup of the proposed equipment. (a) Each boiler shall be equipped with a particulate emission control device for the control of particulates. (b) Each boiler shall be equipped with an acid gas control device designed to remove at least 90% of the acid gases.	Yes	This equipment has been installed .

EXHIBIT F-6 -- COMPLIANCE REPORT*
WHEELABRATOR SOUTH BROWARD, INC.
FT. LAUDERDALE, FLORIDA

* Where specific state regulatory cites are included in a permit term, the cite has been changed to reflect the changes in the numbering sequence in the Florida Administrative Code.

Applicable Requirement Citation	Units to Which Citation is Applicable	Applicable Requirements Description	Compliance Status	
			Does South Broward Comply?	Rationale
PSD-FL-105 Part I - Specific Condition 9.a. Pages 4-5		Continuous Emissions Monitoring. Prior to the date of startup and thereafter, the County shall install, maintain, and operate the following continuous monitoring systems for each boiler exhaust stack:		
	Boiler No. 1 Boiler No. 2 Boiler No. 3	(1) CEM systems to measure stack gas opacity and SO ₂ , NO _x , CO, CO ₂ , and O ₂ concentrations for each unit. Continuous monitors for SO ₂ shall be installed after the acid gas control device for each unit. The systems shall meet the EPA monitoring performance specifications of 40 CFR 60.13 and 40 CFR 60, Appendix B, during initial compliance testing and annually thereafter. CEMs shall meet the quality control requirements of 40 CFR 60, Appendix F.	Yes	This equipment has been installed and meets the requirements as specified.
		(2) CEM data recorded during periods of startup, shutdown, and malfunction shall be reported but excluded from compliance averaging periods for CO, NO _x , and opacity.	Yes	These data are reported but excluded from compliance averaging.
		(3)(a) CEM data recorded during periods of startup and shutdown shall be excluded from compliance averaging periods for SO ₂ .	Yes	These data are excluded from compliance averaging.

EXHIBIT F-6 -- COMPLIANCE REPORT*
WHEELABRATOR SOUTH BROWARD, INC.
FT. LAUDERDALE, FLORIDA

* Where specific state regulatory cites are included in a permit term, the cite has been changed to reflect the changes in the numbering sequence in the Florida Administrative Code.

Applicable Requirement Citation	Units to Which Citation is Applicable	Applicable Requirements Description	Compliance Status	
			Does South Broward Comply?	Rationale
PSD-FL-105 Part I - Specific Condition 9.a. Pages 4-5 (Continued)		(3)(b) CEM data recorded during periods of acid gas control device malfunctions shall be excluded from compliance averaging periods for SO ₂ provided that the preceding 30 day periods which ends on the last day of the malfunction periods meets an average SO ₂ emission limit equal to the SO ₂ limit specified in Condition 1.a. CEM data must be available for 90% of the operating time for this exemption to apply. A malfunction as used in this permit means any sudden and unavoidable failure of air pollution control equipment or process equipment or of a process to operate in a normal or usual manner. Failures that are caused entirely or in part by poor maintenance, careless operation, or any other preventable upset condition or preventable equipment breakdown shall not be considered malfunctions.	Yes	This requirement is met as necessary.
PSD-FL-105 Part I - Specific Condition 9.b. Pages 5-6	Boiler No. 1 Boiler No. 2 Boiler No. 3	An excess emissions report shall be submitted to EPA for every calendar quarter. The report shall include the following: (1) The magnitude of excess emissions computed in accordance with 40 CFR 60.13(h), any conversion factors used, and the date and time of commencement and completion of each period of excess emissions. (2) Specific identification of each period of excess emissions that occurs during startups, shutdowns, and malfunctions of the furnace/boiler system. The nature and cause of any mal-function (if known) and the corrective action taken or preventive measures adopted shall also be reported.	Yes	Reports are submitted with the required information in the proper time frame.

EXHIBIT F-6 -- COMPLIANCE REPORT*
WHEELABRATOR SOUTH BROWARD, INC.
FT. LAUDERDALE, FLORIDA

* Where specific state regulatory cites are included in a permit term, the cite has been changed to reflect the changes in the numbering sequence in the Florida Administrative Code.

Applicable Requirement Citation	Units to Which Citation is Applicable	Applicable Requirements Description	Compliance Status	
			Does South Broward Comply?	Rationale
PSD-FL-105 Part I - Specific Condition 9.b. Pages 5-6 (Continued)		<p>(3) The date and time identifying each period during which the continuous monitoring system was inoperative except for zero and span checks, and the nature of the system repairs or adjustments.</p> <p>(4) When no excess emissions have occurred or the continuous monitoring system has not been inoperative, repaired, or adjusted, such information shall be stated in the report.</p> <p>(5) County shall maintain a file of all measurements, including continuous monitoring systems performance evaluations; all continuous monitoring systems or monitoring device calibration checks; adjustments and maintenance performed on these systems or devices; and all other information required by this permit recorded in a permanent form suitable for inspection.</p> <p>(6) Excess emissions shall be defined as any applicable period during which the average emissions of CO, NO_x, and/or SO₂, as measured by the continuous monitoring system, exceeds the CO, NO_x, and/or SO₂ maximum emission limit (in ppm) set for each pollutant in Condition 1.a.</p>		
PSD-FL-105 Part I - Specific Condition 9.c. Page 6	Boiler No. 1 Boiler No. 2 Boiler No. 3	Excess emissions indicated by the CEM systems shall be considered violations of the applicable opacity limit or operating emission limits (in ppm) for the purposes of this permit provided the data represents accurate emission levels and the CEMs do not exceed the calibration drift on the day when initial and subsequent compliance is determined. The burden of proof to demonstrate that the data does not reflect accurate emissions readings shall be the responsibility of the permittee.	Yes	This requirement is met when and if necessary.

EXHIBIT F-6 -- COMPLIANCE REPORT*
WHEELABRATOR SOUTH BROWARD, INC.
FT. LAUDERDALE, FLORIDA

* Where specific state regulatory cites are included in a permit term, the cite has been changed to reflect the changes in the numbering sequence in the Florida Administrative Code.

Applicable Requirement Citation	Units to Which Citation is Applicable	Applicable Requirements Description	Compliance Status	
			Does South Broward Comply?	Rationale
PSD-FL-105 Part I - Specific Condition 10. Pages 6-7		Reporting		
	Boiler No. 1 Boiler No. 2 Boiler No. 3	a. A copy of the results of the compliance tests shall be submitted within forty-five days of testing to the DER Bureau of Air Quality Management, the DER Southeast Florida District Office, Broward County, and EPA Region IV.	Yes	The required information is submitted in the proper time frame.
	Boiler No. 1 Boiler No. 2 Boiler No. 3	b. Continuous emissions monitoring data shall be reported to the DER Southeast District Office and EPA Region IV on a quarterly basis in accordance with Section 17-2.710, FAC, and 40 CFR 60.7.	Yes	The required information is submitted in the proper time frame.
	Boiler No. 1 Boiler No. 2 Boiler No. 3	c. Addresses for submitting reports are: EPA Region IV Chief, Air Compliance Branch U.S. Environmental Protection Agency 345 Courtland Street, N.E. Atlanta, Georgia 30365 Florida Department of Environmental Regulation (DER) Deputy Chief, Compliance and Ambient Monitoring Bureau of Air Quality Management Florida Department of Environmental Regulation (DER) Twin Towers Office Building 2600 Blair Stone Road Tallahassee, Florida 32301	Yes	The required information is submitted to the proper agencies.

EXHIBIT F-6 -- COMPLIANCE REPORT*
WHEELABRATOR SOUTH BROWARD, INC.
FT. LAUDERDALE, FLORIDA

* Where specific state regulatory cites are included in a permit term, the cite has been changed to reflect the changes in the numbering sequence in the Florida Administrative Code.

Applicable Requirement Citation	Units to Which Citation is Applicable	Applicable Requirements Description	Compliance Status	
			Does South Broward Comply?	Rationale
PSD-FL-105 Part I - Specific Condition 10. Pages 6-7 (Continued)		Southeast District Office of DER. District Manager Department of Environmental Regulation 3301 Gun Club Road P.O. Box 3858 West Palm Beach, Florida 33402 Broward County Broward County Environmental Quality Control Board 500 Southwest 14th Court Ft. Lauderdale, Florida 33315		
PSD-FL-105 Part II - General Condition 1. Page 8	Boiler No. 1 Boiler No. 2 Boiler No. 3	The permittee shall comply with the notification and record-keeping requirements codified at 40 CFR Part 60.7. In addition, the permittee shall provide EPA with 30 days notice prior to conducting any compliance testing required under condition 1.a.	Yes	Proper notification is made in the proper time frame.
PSD-FL-105 Part II - General Condition 2. Page 8	Boiler No. 1 Boiler No. 2 Boiler No. 3	The permittee shall retain records of all information resulting from monitoring activities and information indicating operation parameters as specified in the specific conditions of this permit for a minimum of two (2) years from the date of recording.	Yes	All records are retained for the required amount of time.

EXHIBIT F-6 -- COMPLIANCE REPORT*
WHEELABRATOR SOUTH BROWARD, INC.
FT. LAUDERDALE, FLORIDA

* Where specific state regulatory cites are included in a permit term, the cite has been changed to reflect the changes in the numbering sequence in the Florida Administrative Code.

Applicable Requirement Citation	Units to Which Citation is Applicable	Applicable Requirements Description	Compliance Status	
			Does South Broward Comply?	Rationale
PSD-FL-105 Part II - General Condition 3. Page 8	Boiler No. 1 Boiler No. 2 Boiler No. 3	If, for any reason, the permittee does not comply with or will not be able to comply with the emission limitations specified in this permit, the permittee shall provide EPA with the following information in writing within five (5) days of such condition: (a) description of noncomplying emission(s), (b) cause of noncompliance, (c) anticipated time the noncompliance is expected to continue or, if corrected, the duration of the period of noncompliance, (d) steps taken by the permittee to reduce and eliminate the noncomplying emission. Failure to provide the above information when appropriate shall constitute a violation of the terms and conditions of this permit. Submittal of the aforementioned information does not constitute a waiver of the emission limitations contained within this permit.	Yes	The required information is supplied when and if necessary.
PSD-FL-105 Part II - General Condition 4. Page 8	Facility-wide	Any proposed change in the information contained in the final determination regarding facility emissions or changes in the quantity or quality of materials processed that would result in new or increased emissions or ambient air quality impact must be reported to EPA. If appropriate, modifications to the permit may then be made by EPA to reflect any necessary changes in the permit conditions. In no case are any new or increased emissions allowed that will cause violation of the emission limitations specified herein. Any construction or operation of the source in material variance with the final determination shall be considered a violation of this permit.	Yes	These requirements will be met when and if necessary.

EXHIBIT F-6 -- COMPLIANCE REPORT*
WHEELABRATOR SOUTH BROWARD, INC.
FT. LAUDERDALE, FLORIDA

* Where specific state regulatory cites are included in a permit term, the cite has been changed to reflect the changes in the numbering sequence in the Florida Administrative Code.

Applicable Requirement Citation	Units to Which Citation is Applicable	Applicable Requirements Description	Compliance Status	
			Does South Broward Comply?	Rationale
PSD-FL-105 Part II - General Condition 5. Page 8	Facility-wide	In the event of any change in control of ownership of the source described in the permit, the permittee shall notify the succeeding owner of the existence of this permit and EPA of the change in control of ownership within 30 days.	Yes	These requirements will be met when and if necessary.
PSD-FL-105 Part II - General Condition 6. Pages 8-9	Facility-wide	The permittee shall allow representatives of the state and local environmental control agency or representatives of the EPA, upon presentation of credentials: (a) to enter upon the permittee's premises, or other premises under the control of the permittee, where an air pollutant source is located or in which any records are required to be kept under the terms and conditions of this permit; (b) to have access to and copy at reasonable times any records required to be kept under the terms and conditions of this permit, or the Clean Air Act; (c) to inspect at reasonable times any monitoring equipment or monitoring method required in this permit; (d) to sample at reasonable times any emissions of pollutants; and (e) to perform at reasonable times an operation and maintenance inspection of the permitted source.	Yes	These requirements will be met when and if necessary.
PSD-FL-105 Part II - General Condition 7. Page 9	Facility-wide	The conditions of this permit are severable, and if any provision of this permit or the application of any provisions of this permit to any circumstances is held invalid, the application of such provision to other circumstances and the remainder of this permit shall not be affected.	Yes	These requirements will be met when and if necessary.
PPSC, Page 17, Item XIV.A.1.(a)(1)	Boiler No. 1 Boiler No. 2 Boiler No. 3	Particulate matter stack emissions from each unit shall not exceed 0.015 gr/dscf @ 12% CO ₂	Yes	Same as PSD limit.

EXHIBIT F-6 -- COMPLIANCE REPORT*
WHEELABRATOR SOUTH BROWARD, INC.
FT. LAUDERDALE, FLORIDA

* Where specific state regulatory cites are included in a permit term, the cite has been changed to reflect the changes in the numbering sequence in the Florida Administrative Code.

Applicable Requirement Citation	Units to Which Citation is Applicable	Applicable Requirements Description	Compliance Status	
			Does South Broward Comply?	Rationale
PPSC, Page 17, Item XIV.A.1.(a)(2)	Boiler No. 1 Boiler No. 2 Boiler No. 3	SO ₂ stack emissions from each unit shall not exceed 0.140 lb/MMBtu heat input and 60 ppm (3-hr rolling average, dry volume, corrected to 12% CO ₂) or 65% reduction of uncontrolled SO ₂ emissions. In no case shall the SO ₂ emissions exceed 0.310 lb/MMBtu heat input and 124 ppm (3-hr rolling average, dry volume, corrected to 12% CO ₂). The 124 ppm limit above shall be modified to reflect a new emission limit (in ppm) from the control device at 65% control efficiency. Within 18 months of start-up of operation, the County shall submit a compliance test that will be used to determine the new SO ₂ emission limit (in ppm). The limit will be determined by observed average emission rate (u) from the submitted compliance tests and will be statistically analyzed using the one-tailed student T test ($t_{0.05} = (x - u \cdot n^{0.5}/s)$) at the 95% confidence level to derive an emission rate (x) where s is the standard deviation of observed values n. The final SO ₂ emission limit (in ppm) shall be this mean emission rate (x). This value shall be restricted to no more than 124 ppm or less 60 ppm (3-hr rolling average, dry volume, corrected to 12% CO ₂).	Yes	Same as PSD limit.
PPSC, Page 17, Item XIV.A.1.(a)(3)	Boiler No. 1 Boiler No. 2 Boiler No. 3	Nitrogen oxides stack emissions from each unit shall not exceed 0.56 lbs/MMBtu heat input and 350 ppm (3-hr rolling average, dry volume, corrected to 12% CO ₂).	Yes	Same as PSD limit -- Compliance demonstrated by stack testing.
PPSC, Page 17, Item XIV.A.1.(a)(4)	Boiler No. 1 Boiler No. 2 Boiler No. 3	Carbon monoxide stack emissions from each unit shall not exceed 0.090 lbs/MMBtu heat input; 400 ppm (1-hr rolling average, dry volume, corrected to 12% CO ₂); and 88 ppm (4-day rolling average, dry volume, corrected to 12% CO ₂).	Yes	Same as PSD limit -- Compliance demonstrated by stack testing.

EXHIBIT F-6 -- COMPLIANCE REPORT*
WHEELABRATOR SOUTH BROWARD, INC.
FT. LAUDERDALE, FLORIDA

* Where specific state regulatory cites are included in a permit term, the cite has been changed to reflect the changes in the numbering sequence in the Florida Administrative Code.

Applicable Requirement Citation	Units to Which Citation is Applicable	Applicable Requirements Description	Compliance Status	
			Does South Broward Comply?	Rationale
PPSC, Page 17, Item XIV.A.1.(a)(5)	Boiler No. 1 Boiler No. 2 Boiler No. 3	Lead stack emissions from each unit shall not exceed 0.00150 lbs/MMBtu heat input.	Yes	Same as PSD limit.
PPSC, Page 17, Item XIV.A.1.(a)(6)	Boiler No. 1 Boiler No. 2 Boiler No. 3	Mercury stack emissions from each unit shall not exceed 7.50×10^{-4} lbs/MMBtu heat input.	Yes	Same as PSD limit.
PPSC, Page 17, Item XIV.A.1.(a)(7)	Boiler No. 1 Boiler No. 2 Boiler No. 3	There shall be no objectionable odor at the site boundary.	Yes	There are no objectionable odors at the site boundary.
PPSC, Page 17, Item XIV.A.1.(a)(8)	Boiler No. 1 Boiler No. 2 Boiler No. 3	Visible emissions: Opacity shall be no greater than 15% except that visible emissions with no more than 20% opacity may be allowed for up to three consecutive minutes in any one hour except during start up or upsets when the provisions of [17-2.250] <u>62-215.530(12)(d)</u> , FAC, shall apply, provided that: (1) best operational practices to minimize emissions are adhered to and (2) the duration of excess opacity is minimized but in no case allowed to exceed two hours in any 24-hour period, unless specifically authorized by DER for longer durations. Opacity compliance shall be demonstrated in accordance with Florida Administrative Code Rule [17-2.700(6)(a)9.] <u>62-297.420</u> , F.A.C., Method 9.	Yes	Same as PSD limit -- Compliance demonstrated by stack testing.
PPSC, Page 18, Item XIV.A.1.(a)(9)	Boiler No. 1 Boiler No. 2 Boiler No. 3	Fluoride stack emissions from each unit shall not exceed 0.0040 lbs/MMBtu heat input.	Yes	Same as PSD limit.

EXHIBIT F-6 -- COMPLIANCE REPORT*
WHEELABRATOR SOUTH BROWARD, INC.
FT. LAUDERDALE, FLORIDA

* Where specific state regulatory cites are included in a permit term, the cite has been changed to reflect the changes in the numbering sequence in the Florida Administrative Code.

Applicable Requirement Citation	Units to Which Citation is Applicable	Applicable Requirements Description	Compliance Status	
			Does South Broward Comply?	Rationale
PPSC, Page 18, Item XIV.A.1.(a)(10)	Boiler No. 1 Boiler No. 2 Boiler No. 3	Beryllium stack emissions from each unit shall not exceed 9.3 x E-7 lbs/MMBtu heat input.	Yes	Same as PSD limit -- Compliance demonstrated by stack testing.
PPSC, Page 18, Item XIV.A.1.(a)(11)	Boiler No. 1 Boiler No. 2 Boiler No. 3	VOC stack emissions from each unit shall not exceed 0.013 lbs/MMBtu heat input.	Yes	Compliance demonstrated by stack testing.
PPSC, Page 18, Item XIV.A.1.(a)(12)	Boiler No. 1 Boiler No. 2 Boiler No. 3	Sulfuric acid mist stack emissions from each unit shall not exceed 0.047 lbs/MMBtu heat input.	Yes	Compliance demonstrated by stack testing.
PPSC, Page 18, Item XIV.A.1.(b)	Boiler No. 1 Boiler No. 2 Boiler No. 3	The height of the boiler exhaust stack shall not be less than 195 feet above grade.	Yes	This requirement is met.
PPSC, Page 18, Item XIV.A.1.(c)	Boiler No. 1 Boiler No. 2 Boiler No. 3	The incinerator boiler shall not be loaded in excess of their rated nameplate capacity of 863 tons per day of MSW or 323.6 MMBtu per hour each. The temperature of the flue gas exiting the combustion chamber of the incinerator shall be equal to or greater than 1800 degrees F.	Yes	This requirement is met.
PPSC, Page 18, Item XIV.A.1.(d)	Boiler No. 1 Boiler No. 2 Boiler No. 3	The incinerator boilers shall have a metal nameplate affixed in a conspicuous place on the shell showing manufacturer, model number, type waste, and rated capacity.	Yes	This requirement is met.

EXHIBIT F-6 -- COMPLIANCE REPORT*
WHEELABRATOR SOUTH BROWARD, INC.
FT. LAUDERDALE, FLORIDA

* Where specific state regulatory cites are included in a permit term, the cite has been changed to reflect the changes in the numbering sequence in the Florida Administrative Code.

Applicable Requirement Citation	Units to Which Citation is Applicable	Applicable Requirements Description	Compliance Status	
			Does South Broward Comply?	Rationale
PPSC, Page 18, Item XIV.A.1.(e)	Boiler No. 1 Boiler No. 2 Boiler No. 3	Compliance with the limitations for particulate matter, sulfur oxides, nitrogen oxides, carbon monoxide, fluoride, sulfuric acid mist, VOC and lead shall be determined in accordance with Florida Administrative Code Rule [17-2.700] <u>62-297</u> , DER Methods 1, 2, 3, 4, and 6 and 40 CFR 60, Appendix A, Methods 3A, 5, 6C, 7, 8 (modified with prefilter, 10, 12, 13A or 13B (or modified method 5 for fluorides), and 18 or other method approved by the DER. The stack test for each unit shall be performed at or above the nominal heat input rate of 323.6×10^6 Btu heat input per hour or the maximum charging rate of 71,875 pounds of MSW per hour. Compliance with the beryllium emission limitation shall be determined in accordance with 40 CFR 61, method 103 or 104, Appendix B. Compliance testing for mercury shall be determined in accordance with 40 CFR 61, Method 101A, Appendix B. Particulate matter testing shall include one run during representative soot blowing which shall be averaged proportionally to normal daily operations. Visible emission testing shall be conducted simultaneously with soot blowing and non-soot blowing runs.	Yes	Compliance testing was performed per the required methods and procedures or Department approved procedures.
PPSC, Page 19, Item XIV.A.2.a	Boiler No. 1 Boiler No. 2 Boiler No. 3	Each boiler particulate matter emission control device shall be designed and constructed to achieve a maximum emission rate of 0.03 grains per dscf corrected to 12% CO ₂ . All other particulate control devices shall be designed to meet the provisions of section 17-2.610, F.A.C.	Obsolete	The PM control device has been installed and meets the requirement.
PPSC, Page 19, Item XIV.A.2.b	Boiler No. 1 Boiler No. 2 Boiler No. 3	Each boiler shall be equipped with an acid gas control device designed to remove at least 90% of the acid gases. The temperature of the flue gases exiting the acid gas control equipment shall not exceed 300 degrees F.	Yes	Acid gas control systems have been installed at the facility.

EXHIBIT F-6 -- COMPLIANCE REPORT*
WHEELABRATOR SOUTH BROWARD, INC.
FT. LAUDERDALE, FLORIDA

* Where specific state regulatory cites are included in a permit term, the cite has been changed to reflect the changes in the numbering sequence in the Florida Administrative Code.

Applicable Requirement Citation	Units to Which Citation is Applicable	Applicable Requirements Description	Compliance Status	
			Does South Broward Comply?	Rationale
PPSC, Page 20, Item XIV.A.2.c	Boiler No. 1 Boiler No. 2 Boiler No. 3	The permittee must submit to the Department within thirty (30) days after it becomes available, copies of technical data pertaining to the selected emissions control systems. These data should include, but not be limited to, guaranteed efficiency and emission rates, and major design parameters. The data shall be processed and approved or denied in accordance with F.S. 120.60.	Obsolete	The requested technical data was submitted.
PPSC, Page 20, Item XIV.A.3.a	Boiler No. 1 Boiler No. 2 Boiler No. 3	The permittee shall install and operate continuously on each boiler monitoring devices for the final combustion chamber temperature, steam production, flue gas temperature at the exit of the acid gas removal equipment, flue gas O ₂ , CO, CO ₂ , NO _x , SO ₂ and opacity. The monitoring devices shall meet the applicable requirements of Chapter 17-2, Section [17-2.710] 62-297.500 repealed , FAC, and 40 CFR 60.45, and 40 CFR 60.13, including certification of each device in accordance with 40 CFR 60, Appendix B, Performance Specifications and 40 CFR 60.7(a)(5). Re-certification shall be conducted annually from initial certification. Data on monitoring equipment specifications, manufacturer, type, calibration and maintenance needs, and its proposed location after the economizer or in the air pollution control equipment outlet duct shall be provided to the Department for approval prior to installation together with and subject to the same provisions as submittal of air pollution control equipment pursuant to Paragraph XIII hereof.	Yes	The required continuous monitors were installed and are operated per the required methods and procedures.

EXHIBIT F-6 -- COMPLIANCE REPORT*
WHEELABRATOR SOUTH BROWARD, INC.
FT. LAUDERDALE, FLORIDA

* Where specific state regulatory cites are included in a permit term, the cite has been changed to reflect the changes in the numbering sequence in the Florida Administrative Code.

Applicable Requirement Citation	Units to Which Citation is Applicable	Applicable Requirements Description	Compliance Status	
			Does South Broward Comply?	Rationale
PPSC, Page 20, Item XIV.A.3.b	Boiler No. 1 Boiler No. 2 Boiler No. 3	The Permittee shall provide sampling ports in the air pollution control equipment outlet duct or stack and shall provide access to the sampling ports in accordance with Section [17-2.700] <u>62-297.345</u> , FAC. Drawings of testing facilities including sampling port locations as required by Section [17-2.700] <u>62-297.345</u> shall be submitted to the Department for approval at least 120 days prior to construction of the sampling ports and stack.	Yes	The required devices are installed.
PPSC, Page 21, Item XIV.A.3.c	Boiler No. 1 Boiler No. 2 Boiler No. 3	The Permittee shall have a sampling test of the emissions performed by a commercial testing firm within 60 days after achieving the maximum rate at which the boilers will be operated but not later than 180 days of the start of operation of the boilers and annually from the date of testing thereafter. Thirty (30) days prior notice of the initial testing shall be provided to the Southeast District Office and fifteen (15) days notice before subsequent annual testing.	Yes	The required tests are performed in the proper time frame.
PPSC, Page 21, Item XIV.A.4.a	Boiler No. 1 Boiler No. 2 Boiler No. 3	Two copies of the results of the emissions tests for the pollutants listed in XIV A.1.a. shall be submitted within forty-five days of the last sampling run to the Southeast District Office. An additional copy shall be submitted to the Broward County Environmental Control Board.	Yes	The required information is submitted to the proper agencies in the proper time frame.
PPSC, Page 21, Item XIV.A.4.b	Boiler No. 1 Boiler No. 2 Boiler No. 3	Excess emissions monitoring for opacity, CO, NO _x , and SO ₂ shall be reported to the Southeast District Office on a quarterly basis in accordance with Section [17-2.710] <u>62-297.500 repealed</u> , FAC, and 40 CFR Part 60, Subsection 60.7.	Yes	The required information is submitted to the proper agencies in the proper time frame.

EXHIBIT F-6 -- COMPLIANCE REPORT*
WHEELABRATOR SOUTH BROWARD, INC.
FT. LAUDERDALE, FLORIDA

* Where specific state regulatory cites are included in a permit term, the cite has been changed to reflect the changes in the numbering sequence in the Florida Administrative Code.

Applicable Requirement Citation	Units to Which Citation is Applicable	Applicable Requirements Description	Compliance Status	
			Does South Broward Comply?	Rationale
PPSC, Page 21, Item XIV.A.4.c	Boiler No. 1 Boiler No. 2 Boiler No. 3	Notice of anticipated and actual start-up dates of each incinerator boiler shall be submitted to the Southeast District Office.	Obsolete	Requirement was made.
PPSC, Page 22, Item XIV.A.5	Facility-wide	Proper dust control techniques such as water sprays or chemical wetting agents or other containment method shall be used to control visible unconfined (fugitive) emissions to the outside air to no more than 10% opacity as determined by DER Method 9 for unconfined resource recovery facility processes. Proper techniques shall also be used to control such emissions to prevent them from crossing the property line(s) from any other unconfined sources and to limit them to no more than three (3) minutes (cumulative) in any fifteen (15) minute period as determined by 40 CFR 60, Appendix A, Method 22 with observations being made along the property line. Visible emissions shall not include uncombined water vapor or emissions from engine exhausts.	Yes	Fugitive dust is controlled as required.
PPSC, Page 22, Item XIV.B	Boiler No. 1 Boiler No. 2 Boiler No. 3	The Resource Recovery Facility shall utilize refuse such as garbage and trash (as defined in [Chapter 17-7] 62-7 repealed , FAC) as its fuel. Use of alternate fuels except for distillate fuel oil or natural gas in start-up burners would necessitate modification of these Conditions of Certification. Refuse as fuel shall not include "hazardous waste" as defined in Chapter [17-30] 62-730.030 , FAC. The alternate fuel shall not contain more than 0.3% sulfur and shall not be used more than required during boiler startup or shut down.	Yes	This requirement is met.

EXHIBIT F-6 -- COMPLIANCE REPORT*
WHEELABRATOR SOUTH BROWARD, INC.
FT. LAUDERDALE, FLORIDA

* Where specific state regulatory cites are included in a permit term, the cite has been changed to reflect the changes in the numbering sequence in the Florida Administrative Code.

Applicable Requirement Citation	Units to Which Citation is Applicable	Applicable Requirements Description	Compliance Status	
			Does South Broward Comply?	Rationale
AO 06-208864 General Condition 1; Page 2 of 5	Lime Silo Ash Cond. Sys.	The terms, conditions, requirements, limitations, and restrictions set forth in this permit, are "permit conditions" and are binding and enforceable pursuant to Sections 403.141, 403.727, or 403.859 through 403.861, F.S. The permittee is placed on notice that the Department will review this permit periodically and may initiate enforcement action for any violation of these conditions.	Yes	This requirement is met.
AO 06-208864 General Condition 2; Page 2 of 5	Lime Silo Ash Cond. Sys.	This permit is valid only for the specific processes and operations applied for and indicated in the approved drawings or exhibits. Any unauthorized deviation from the approved drawings, exhibits, specifications, or conditions of this permit may constitute grounds for revocation and enforcement action by the Department.	Yes	This requirement is met.
AO 06-208864 General Condition 3; Page 2 of 5	Lime Silo Ash Cond. Sys.	As provided in subsections 403.087(6) and 403.722(5), F.S., the issuance of this permit does not convey any vested rights or any exclusive privileges. Neither does it authorize any injury to public or private property or any invasion of personal rights, nor any infringement of federal, state, or local laws or regulations. This permit is not a waiver of or approval of any other Department permit that may be required for other aspects of the total project which are not addressed in the permit.	Yes	This requirement is met.
AO 06-208864 General Condition 4; Page 2 of 5	Lime Silo Ash Cond. Sys.	This permit conveys no title to land or water, does not constitute State recognition or acknowledgment of title, and does not constitute authority for the use of submerged lands unless herein provided and the necessary title or leasehold interests have been obtained from the State. Only the Trustees of the Internal Improvement Trust Fund may express State opinion as to title.	Yes	This requirement is met.

EXHIBIT F-6 -- COMPLIANCE REPORT*
WHEELABRATOR SOUTH BROWARD, INC.
FT. LAUDERDALE, FLORIDA

* Where specific state regulatory cites are included in a permit term, the cite has been changed to reflect the changes in the numbering sequence in the Florida Administrative Code.

Applicable Requirement Citation	Units to Which Citation is Applicable	Applicable Requirements Description	Compliance Status	
			Does South Broward Comply?	Rationale
AO 06-208864 General Condition 5; Page 2 of 5	Lime Silo Ash Cond. Sys.	This permit does not relieve the permittee from liability for harm or injury to human health or welfare, animal, or plant life, or property caused by the construction or operation of this permitted source, or from penalties therefore; nor does it allow the permittee to cause pollution in contravention of Florida Statutes and Department rules, unless specifically authorized by an order from the Department.	Yes	This requirement is met.
AO 06-208864 General Condition 6; Page 2 of 5	Lime Silo Ash Cond. Sys.	The permittee shall properly operate and maintain the facility and systems of treatment and control (and related appurtenances) that are installed or used by the permittee to achieve compliance with the conditions of this permit, as required by Department rules. This provision includes the operation of backup or auxiliary facilities or similar systems when necessary to achieve compliance with the conditions of the permit and when required by Department rules.	Yes	This requirement is met.

EXHIBIT F-6 -- COMPLIANCE REPORT*
WHEELABRATOR SOUTH BROWARD, INC.
FT. LAUDERDALE, FLORIDA

* Where specific state regulatory cites are included in a permit term, the cite has been changed to reflect the changes in the numbering sequence in the Florida Administrative Code.

Applicable Requirement Citation	Units to Which Citation is Applicable	Applicable Requirements Description	Compliance Status	
			Does South Broward Comply?	Rationale
AO 06-208864 General Condition 7; Page 2 of 5	Lime Silo Ash Cond. Sys.	<p>The permittee, by accepting this permit, specifically agrees to allow authorized Department personnel, upon presentation of credentials or other documents as may be required by law and at reasonable times, access to the premises where the permitted activity is located or conducted to:</p> <p>(a) Have access to and copy any records that must be kept under the conditions of the permit;</p> <p>(b) Inspect the facility, equipment, practices, or operations regulated or required under this permit; and</p> <p>(c) Sample or monitor any substances or parameters at any location reasonably necessary to assure compliance with this permit or Department rules.</p> <p>Reasonable time may depend on the nature of the concern being investigated.</p>	Yes	This requirement is met.

EXHIBIT F-6 -- COMPLIANCE REPORT*
WHEELABRATOR SOUTH BROWARD, INC.
FT. LAUDERDALE, FLORIDA

* Where specific state regulatory cites are included in a permit term, the cite has been changed to reflect the changes in the numbering sequence in the Florida Administrative Code.

Applicable Requirement Citation	Units to Which Citation is Applicable	Applicable Requirements Description	Compliance Status	
			Does South Broward Comply?	Rationale
AO 06-208864 General Condition 8; Page 2 of 5	Lime Silo Ash Cond. Sys.	<p>If, for any reason, the permittee does not comply with or will be unable to comply with any condition or limitation specified in the permit, the permittee shall immediately notify and provide the Department with the following information:</p> <p>(a) A description of and cause of noncompliance; and</p> <p>(b) The period of noncompliance, including exact dates and times; or, if not corrected, the anticipated time the noncompliance is expected to continue, and steps being taken to reduce, eliminate, and prevent recurrence of the noncompliance. the permittee shall be responsible for any and all damages which may result and may be subject to enforcement action by the Department for penalties or for revocation of this permit.</p>	Yes	This requirement is met.
AO 06-208864 General Condition 9; Page 3 of 5	Lime Silo Ash Cond. Sys.	<p>In accepting this permit, the permittee understands and agrees that all records, notes, monitoring data and other information relating to the construction or operation of this permitted source which are submitted to the Department, may be used by the Department as evidence in any enforcement case involving the permitted source arising under the Florida Statutes or Departmental rules, except where such use is prescribed by Section 403.111 and 403.73, F.S. Such evidence shall only be used to the extent it is consistent with the Florida Rules of Civil Procedure and appropriate evidentiary rules.</p>	Yes	This requirement is met.

EXHIBIT F-6 -- COMPLIANCE REPORT*
WHEELABRATOR SOUTH BROWARD, INC.
FT. LAUDERDALE, FLORIDA

* Where specific state regulatory cites are included in a permit term, the cite has been changed to reflect the changes in the numbering sequence in the Florida Administrative Code.

Applicable Requirement Citation	Units to Which Citation is Applicable	Applicable Requirements Description	Compliance Status	
			Does South Broward Comply?	Rationale
AO 06-208864 General Condition 10; Page 3 of 5	Lime Silo Ash Cond. Sys.	The permittee agrees to comply with changes in Department rules and Florida Statutes after a reasonable time for compliance; provided, however, the permittee does not waive any other rights granted by Florida Statutes or Department rules.	Yes	This requirement is met.
AO 06-208864 General Condition 11; Page 3 of 5	Lime Silo Ash Cond. Sys.	This permit is transferable only upon Department approval in accordance with Rule [17-4.120] 62-4.120 and [17-30.300 (repealed)] F.A.C., as applicable. The permittee shall be liable for any noncompliance of the permitted activity until the transfer is approved by the Department.	Yes	This requirement is met.
AO 06-208864 General Condition 12; Page 3 of 5	Lime Silo Ash Cond. Sys.	This permit or a copy thereof shall be kept at the work site of the permitted activity.	Yes	This requirement is met.

EXHIBIT F-6 -- COMPLIANCE REPORT*
WHEELABRATOR SOUTH BROWARD, INC.
FT. LAUDERDALE, FLORIDA

* Where specific state regulatory cites are included in a permit term, the cite has been changed to reflect the changes in the numbering sequence in the Florida Administrative Code.

Applicable Requirement Citation	Units to Which Citation is Applicable	Applicable Requirements Description	Compliance Status	
			Does South Broward Comply?	Rationale
AO 06-208864 General Condition 13; Page 3 of 5	Lime Silo Ash Cond. Sys.	<p>The permittee shall comply with the following:</p> <p>(a) Upon request, the permittee shall furnish all records and plans required under Department rules. During enforcement actions, the retention period for all records will be extended automatically, unless otherwise stipulated by the Department.</p> <p>(b) The permittee shall hold at the facility or other location designated by this permit, records of all monitoring information (including all calibration and maintenance records and all original strip chart recordings for continuous monitoring instrumentation) required by the permit, copies of all reports required by this permit, and records of all data used to complete the application for this permit. These materials shall be retained at least three years from the date of the sample, measurement, report or application unless otherwise specified by Department rule.</p> <p>(c) Records of monitoring information shall include:</p> <ul style="list-style-type: none"> - the date, exact place, and time of sampling or measurement; - the person responsible for performing the sampling or measurements; - the date(s) analyses were performed; - the person responsible for performing the analyses; - the analytical techniques or methods used; and - the results of such analyses. 	Yes	This requirement is met.

EXHIBIT F-6 -- COMPLIANCE REPORT*
WHEELABRATOR SOUTH BROWARD, INC.
FT. LAUDERDALE, FLORIDA

* Where specific state regulatory cites are included in a permit term, the cite has been changed to reflect the changes in the numbering sequence in the Florida Administrative Code.

Applicable Requirement Citation	Units to Which Citation is Applicable	Applicable Requirements Description	Compliance Status	
			Does South Broward Comply?	Rationale
AO 06-208864 General Condition 14; Page 3 of 5	Lime Silo Ash Cond. Sys.	When requested by the Department, the permittee shall within a reasonable time furnish any information required by law which is needed to determine compliance with the permit. If the permittee becomes aware the relevant facts were not submitted or were incorrect in the permit application or in any report to the Department, such facts or information shall be submitted or corrected promptly.	Yes	This requirement is met.
AO 06-208864 Specific Condition 1; Page 4 of 5	Lime Silo Ash Cond. Sys.	Wheelabrator South Broward, Inc.'s fly ash handling system and the lime silo shall be allowed to operate continuously (i.e. 8,760 hrs./yr.).	Yes	This requirement is met.
AO 06-208864 Specific Condition 2; Page 4 of 5	Lime Silo Ash Cond. Sys.	Particulate emissions from the fly ash handling system and lime silo baghouses shall not exceed 0.010 gr./dscf, nor 3.0 tons/year and 0.021 tons/year, respectively.	Yes	This requirement is met by design requirements and testing.
AO 06-208864 Specific Condition 3; Page 4 of 5	Ash Cond. Sys.	Visible emissions from the fly ash handling system shall not exceed 5% opacity.	Yes	This requirement is met as determined by testing.
AO 06-208864 Specific Condition 4; Page 4 of 5	Lime Silo	Visible emissions from the lime silo baghouse shall not exceed 5% opacity as noted in Specific Condition No. 6.	Yes	This requirement is met as determined by testing.

EXHIBIT F-6 -- COMPLIANCE REPORT*
WHEELABRATOR SOUTH BROWARD, INC.
FT. LAUDERDALE, FLORIDA

* Where specific state regulatory cites are included in a permit term, the cite has been changed to reflect the changes in the numbering sequence in the Florida Administrative Code.

Applicable Requirement Citation	Units to Which Citation is Applicable	Applicable Requirements Description	Compliance Status	
			Does South Broward Comply?	Rationale
AO 06-208864 Specific Condition 5; Page 4 of 5	Lime Silo Ash Cond. Sys.	Compliance with the particulate and visible emissions test shall be determined within 90 days of completion of construction and initial operation using EPA Methods 1, 2, 3, 4, 5 and 9 contained in F.A.C. Rule [17-2.700] <u>62-297.400</u> . The visible emissions test for the fly ash handling system shall be conducted along with the particulate tests and shall be for at least 60 minutes. The visible emissions tests for the lime silo shall be conducted for the entire truck unloading operation. The minimum requirements for stack sampling and reporting shall be in accordance with F.A.C. Rule [17-2.700] <u>62-297</u> and 40 CFR 60, Appendix A. A stack drawing showing sampling locations for the MAC Filter Model 120 LST 100 baghouse shall be submitted to the Department at least 90 days prior to testing.	Obsolete	Testing was performed per the requirement.
AO 06-208864 Specific Condition 6; Page 4 of 5	Lime Silo	The maximum allowable emission rate for particulate matter for the lime silo is set by Specific Condition No. 2. Because of the expense and complexity of conducting a stack test on minor sources of particulate matter, the Department, pursuant to the authority granted under F.A.C. Rule [17-2.700(3)(d)] <u>62-297.340(3)(a)</u> , hereby waives the requirement for a stack test. The alternate standard set forth by this provision establishes a visible emission not to exceed an opacity of 5%.	Yes	This requirement is met.
AO 06-208864 Specific Condition 7; Page 4 of 5	Lime Silo	Should the Department have any reason to believe the particulate emission standard is not being met for the lime silo, the Department may require that compliance with the particulate emission standards be demonstrated by testing in accordance with F.A.C. Rule [17-2.700] <u>62-297.400</u> .	Yes	This requirement is met.

EXHIBIT F-6 -- COMPLIANCE REPORT*
WHEELABRATOR SOUTH BROWARD, INC.
FT. LAUDERDALE, FLORIDA

* Where specific state regulatory cites are included in a permit term, the cite has been changed to reflect the changes in the numbering sequence in the Florida Administrative Code.

Applicable Requirement Citation	Units to Which Citation is Applicable	Applicable Requirements Description	Compliance Status	
			Does South Broward Comply?	Rationale
AO 06-208864 Specific Condition 8; Page 4 of 5	Lime Silo Ash Cond. Sys.	No objectionable odors from this facility will be allowed.	Yes	This requirement is met.
AO 06-208864 Specific Condition 9; Page 4 of 5	Lime Silo Ash Cond. Sys.	The Broward County Office of Natural Resource Protection and the Southeast District Office of the DEP shall be given written notice 15 days prior to compliance testing.	Yes	This requirement is met.
AO 06-208864 Specific Condition 10; Page 4 of 5	Lime Silo Ash Cond. Sys.	All conveyor loading points, transfer points and all ash processing equipment shall be properly enclosed. The facility shall be operated by personnel properly trained for the equipment herein. The Department shall be notified in writing on how the facility will be staffed and trained.	Yes	This requirement is met.
AO 06-208864 Specific Condition 11; Page 4 of 5	Lime Silo Ash Cond. Sys.	Reasonable precautions shall be taken during operation to prevent and control and generation of unconfined emissions of particulate matter in accordance with the provisions in F.A.C. Rule [17-2.610(3)] 62-296.320(4)(a) .	Yes	This requirement is met.
AO 06-208864 Specific Condition 12; Page 4 of 5	Lime Silo Ash Cond. Sys.	The permittee shall comply with all applicable provisions of Florida Administrative Code Chapters [17-2 and 17-4] 62-2 and 62-4 .	Yes	This requirement is met.
AO 06-208864 Specific Condition 13; Page 5 of 5	Lime Silo Ash Cond. Sys.	The permittee shall be aware of and operate under the attached "General Permit Conditions #1 thru #14." General Permit Conditions are binding upon the permittee upon the permittee and enforceable pursuant to Chapter 403 of the Florida Statutes.	Yes	This requirement is met.

EXHIBIT F-7

"I, the undersigned, am the responsible official as defined in Chapter 62-210.200, F.A.C., of the Title V source for which this report is being submitted. I hereby certify, based on information and belief formed after reasonable inquiry, that the statements made and data contained in this report are true, accurate, and complete."

Thomas D. Kite

Signature

June 13 1996

Date

PROCESS FLOW DIAGRAM TYPICAL OF ALL 3 BOILERS (NO. 1, 2, AND 3) WHEELABRATOR SOUTH BROWARD

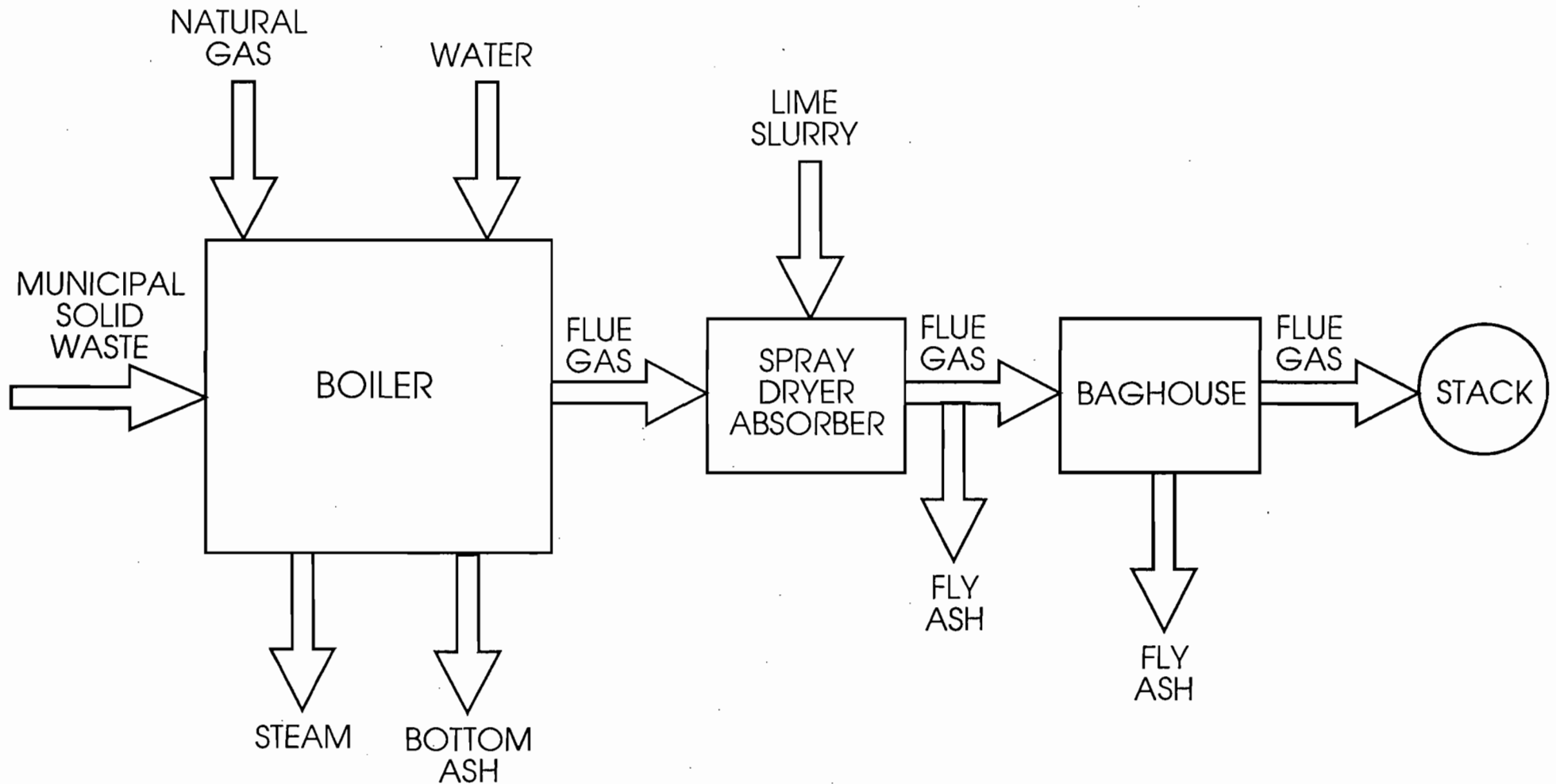


EXHIBIT 1-2

DETAILED DESCRIPTION OF CONTROL EQUIPMENT WHEELABRATOR SOUTH BROWARD Typical of all 3 Boilers (No. 1, 2, and 3)

SPRAY DRYER ABSORBER

Flue gas enters the top of the Spray Dryer Absorber (SDA) through a diverging cone section and into the vessel. A total of three, multiple port two-fluid nozzles spray the atomized slurry down the center of the vessel, parallel to the gas flow. The flue gas and the evaporating slurry droplets pass down the vessel to the hopper. The flue gas makes a 90° turn and exits the SDA and enters the Fabric Filter (FF). Some of the entrained flyash and dried reaction products fall out of the flue gas and are discharged from the SDA hopper.

The SDA is designed to provide 10 seconds flue gas residence time based on the design gas flow rate.

Gas Distribution

Flue gas enters the top of the SDA and passes through a distribution section to evenly distribute the flue gas across the spray dryer absorber cross section at the slurry injection point. The flue gas elbow above the SDA utilizes turning vanes. The flue gas distribution section consists of two (2) banks of chevrons. The turning vanes and chevrons are constructed of abrasion-resistant steel.

Atomizing Nozzles

The SDA is provided with three multiple port two-fluid nozzles. Each two-fluid nozzle consists of a stainless steel (630) head with multiple, ceramic two-fluid nozzle inserts. Each nozzle is provided with a supporting lance assembly consisting of a structural tube and an aerodynamic shroud. The lance firmly positions the nozzle in the dryer and the shroud minimizes the external buildup of ash on the nozzle. The nozzle assembly is flange mounted on the SDA, and has quick disconnects for slurry, dilution water and compressed air.

The SDA operates using three nozzle heads, each with nine ceramic inserts.

SDA Process Control

The main control loops for the SDA are total slurry feed control and the control of the mixture of concentrated lime slurry and dilution water, which is designed to maintain the guaranteed SO₂ emission limits.

Atomizing Air Flow is controlled using a flow controller utilizing Flow Control Valve based on a feed back signal from a flow transmitter.

FABRIC FILTER

The fabric filter (FF) uses a combination of very low reverse gas or deflation air to clean the bags followed by a brief period of mechanical shaking.

Shake deflate cleaning uses a very low velocity, short duration reverse gas flow only to relax the bag. This is followed by a mechanical shake period. Each shake sends a wave down the bag, flexing the built up filter cake, cracking it and accelerating it off the bag. Fifteen to fifty oscillations are sent through the bag.

Each bag in a shake deflate FF is mechanically attached to the shaker, assuring cleaning.

Shake Deflate Cleaning Sequence

The cleaning sequence is initiated based on pressure drop or a timer override. The compartment is isolated by closing the outlet damper, allowing the compartment to settle. The deflation air damper is opened, the recirculation damper is closed, gently deflating the bags. The deflation and recirculation dampers are then reversed allowing another settle period. The shaker mechanism is then activated. Another, much longer settle period occurs, allowing the dust to settle into the hopper. The compartment is then brought back on line, first re-inflating the bags, then bringing them completely on line.

EXHIBIT 1-3

Description of Stack Sampling Facilities

Five permanent sampling ports are located at the exit of the fabric filter baghouse. These ports are surrounded by a permanent platform supported by structural steel. The platform is equipped with hand railings and can be accessed using a stairway. The platform is located approximately 20 feet above ground level.

EXHIBIT 1-4

Procedures for Startup and Shutdown

Normal Startup Procedure

The following procedure should be used during normal startup of the Babcock & Wilcox Stirling Power Boiler. To maintain maximum safety for the personnel, boiler and auxiliary equipment, each step must be carefully executed. Where equipment was not furnished by the Babcock & Wilcox Company, no detail is present. The operators should refer to that manufacturer's operating instruction. A brief mention is made to stimulate this action.

1. Inspect the Boiler
 - a. Check to be sure that adequate cooling water is on bearings, probes, etc.
 - b. Check all valve settings. All boiler drain valves should be closed. The non-return valve should be closed and the superheater drain valves and the non-return drain valve should be open. These valves are opened and left open until the boiler is on line to drain any condensate that might collect in the headers.
 - c. Check to be sure all boiler access doors are tightly closed, infiltration of outside air can cause boiler pluggage and reduce boiler efficiency. Also, check all five access doors to be sure they are closed and locked properly.
 - d. Check to be sure all electrical breakers are in.
 - e. Check to be sure the backend equipment and vent and seal fans are operating properly, if applicable.
 - f. Open the drum vent.
2. Place the feed water control on manual. Raise the level until the first bullseye shows water.
3. Make sure the flue gas has an open path to the stack.
4. Check safety interlocks, to start the ID fan.
5. Start the ID fan. When a negative draft of about one or two inches of water is achieved, place the draft on automatic control using the actual draft as the set point.
6. Check safety interlocks, to start the FD fan.

7. Close the inlet damper o the FD fan and start the fan. The damper is initially closed to prevent overloading the FD fan and to minimize the upset to the ID fan control. Slowly open the inlet damper to achieve an air flow of about 30% of maximum.
8. Adjust stoker air per Von Roll's instructions.
9. Readjust the furnace draft control to maintain a slightly negative draft of 0.2 inches of water. Once the draft has stabilized, control can be transferred to automatic.
10. Check safety interlocks, to begin the boiler purge.
11. Initiate the purge sequence.

The usual pressure raising rates of boilers are generally limited by the requirements of superheater metal protection or by other restrictions that automatically result in adherence to the drum temperature limits prescribed herein without resorting to special precautions to meet these limits. However, sufficient instrumentation is required to insure maintenance of the safe top-to-bottom drum temperature differential and the permissible rate of saturation temperature change during both pressure raising and reduction, and as shown on Figure 1.

The permissible rate of saturation temperature change is a function of the total saturation temperature change to be made. For instance, for a cold start from 100°F to 680°F (total change 580°F) the rate of saturated temperature change should be limited to 200°F/hr. For a hot start with a total saturation temperature change of less than 100°F, the rate of saturated temperature change can be as high as 400°F/hr. During the saturation temperature change the drum top-to-bottom temperature must be monitored to assure the maximum allowable average top-to-bottom differential is determined by comparing the average temperature of the bottom thermocouples to the average temperature of the top thermocouples.

The limits of rate of saturation temperature change and top-to-bottom drum differential are dictated by the necessity of:

Protection of joints between pressure and non-pressure parts.

Limiting the effects of drum humping on all pressure part connections to the drum.

It has been found best to come up to the maximum gas temperature limits entering the superheater as rapidly as possible. This insures boiling out of the superheater faster, and results in more uniform temperature distribution of the entire unit.

12. After purge is complete as indicated by the status lights on the flame safety panel, the main header safety shutoff valves for the auxiliary burn will open.

Burner lightoff is discussed in the Econopak section of the B& W manual. By following that procedure, the startup burner can be lit.

During the startup of the boiler, little or no steam will flow through the superheater because the capacity of the superheater drains are not adequate to ensure steam flow through all superheater tubes. For this reason, the gas temperature entering the superheater section during startup must be maintained below the design limits of metal temperature of the superheater tubes. B&W recommends not to exceed 900°F.

A thermal probe is provided just ahead of the superheater section. During startup, the probes are inserted into the furnace to measure the gas temperature after the first two burners are in service. The firing rate must be regulated to keep the gas temperature below 900°F. The use of high excess air can be used to temper the gas temperature.

13. Regulate gas pressure as required to maintain the steam drum pressure rise as shown on the startup curve, Figure 2. The total air flow should be adjusted to provide an excess oxygen of at least 4-5% while raising the boiler pressure.
14. Maintain the drum level in the lower half of the sight glass by manually adjusting the feedwater flow and /or by blowing down from the downcomer blow off valves (yarways).
15. When 25 psig pressure is reached on the steam drum, close the drum vents.
16. Maintain drum level at normal levels at the centerline of the drum.
17. Maintain constant pressure on the unit by blowing off with the superheater outlet relief valve (electromatic relief valve - ERV) until the superheater tubes are clear of condensate. Once the secondary superheater outlet leg has a steam temperature of 580°F the superheater can be assumed to be clear. Thermocouple locations can be found in B&W operation instructions.
18. Close ERV to bring drum up to operating pressure (900) and open non-return valve.
19. When operating pressure has been reached, the primary superheater drains are closed followed by the secondary superheater drains and non-return drains.
20. Place unit on line. Do not increase gas temperature above 900°F until unit is on line with a steam flow of 10% or more.

This concludes the startup procedure for the boiler.

B&W recommends not to exceed 100°F per hour increase in steam temperature during startup and 75°F per hour decrease in steam temperature during shutdown. This prevents excessive thermal stresses from building up in the boiler. On startup, the water in the drum should be 100°F and at the end of startup the steam temperature in the drum is about 543°F. This is less than 450°F during the 4-1/2 hours startup period, and within the startup rate.

Normal Shutdown Procedure

Figure 3 Shows the controlled cooling or shutdown curve.

The following procedure should be used during normal shutdown of these units. To maintain maximum safety for personnel, boiler and auxiliary equipment, each step must be carefully executed. To aid in this a check list has been developed and is given in the next subsection.

1. Stop refuse flow to unit.
2. Light off auxiliary burner to maintain the necessary steam load as required by the power plant. Re-adjust the total air flow as required by the burners.
3. Balance necessary steam load with the use of the auxiliary fuel burner.
4. After the refuse bed is burned out completely, the boiler is ready to go off line.
5. Reduce load on the boiler as directed by the power plant load. After the load is reduced to the lowest stable point, drop off line.
6. Reduce total air flow to 10% of maximum. Using 300°F air. This flow may be varied to stay near attached curve (Figure 3) depending on actual air temperature and operating pressure. This flow can be determined during an actual shutdown and included on the shutdown curve.
7. Open primary superheater inlet header drains several rounds to displace hotter steam at top of drum for equal cooling. This is started at 450 psig drum pressure.
8. Close primary inlet header drains at 75 psig to save condensate.
9. Open drum vents at 25 psig for equalizing and preventing vacuum.

EXHIBIT 1-5

Alternative Modes of Operation

The primary fuel for all three boilers is municipal solid waste. The boiler is capable of firing natural gas for startup, shutdown, and flame stabilization. The facility has a 0.10 capacity factor limitation on the use of natural gas.

EXHIBIT 1-6 -- OTHER APPLICABLE REQUIREMENTS*
WHEELABRATOR SOUTH BROWARD, INC.
FT. LAUDERDALE, FLORIDA


Applicable Requirement Citation	Applicable Requirements Description	Obsolete Condition
<p>PSD-FL-105 Part I - Specific Condition 1.a. Pages 1-2</p> <p>PPSC, Page 17, Item XIV.A.1.(a)(8)</p>	<p>Opacity of stack emissions shall not be greater than 15% opacity. Excess opacity resulting from startup or shutdown shall be permitted providing (1) best operational practices to minimize emissions are adhered to and (2) the duration of excess opacity shall be minimized but in no case exceed two hours in any 24-hour period unless specifically authorized by EPA for longer duration.</p> <p>Excess emissions which are caused entirely or in part by poor maintenance, poor operation, or any other equipment or process failure which may reasonably be prevented during start-up or shutdown shall be prohibited.</p> <p>The units are subject to 40 CFR Part 60, Subpart E and Subpart Db, New Source Performance Standards (NSPS), except that where requirements in this permit are more restrictive, the requirements in this permit shall apply.</p>	<p align="center">No</p>
<p>PSD-FL-105 Part I - Specific Condition 1.a. Pages 1-2</p>	<p>There shall be no greater than 10% opacity for emissions from the refuse bunker and the ash handling and loadout. The potential for dust generation by ash handling activities will be mitigated by quenching the ash prior to loading in ash transport trucks. Additionally, all portions of the proposed facility, including the ash handling facility, which have the potential for fugitive emissions will be enclosed. Also, those areas which have to be open for operational purposes will be under negative air pressure.</p>	<p align="center">No</p>
<p>PSD-FL-105 Part I - Specific Condition 1.b. Page 2</p>	<p>Only distillate fuel oil or natural gas shall be used in startup burners. The annual capacity factor for use of natural gas and oil, as determined by 40 CFR 60.43b(d), shall be <10%. If annual capacity factor of natural gas is >10%, then the facility shall be subject to §60.44b.</p>	<p align="center">No</p>
<p>PSD-FL-105 Part I - Specific Condition 1.c. Page 2</p> <p>PPSC, Page 18, Item XIV.A.1.(c)</p>	<p>None of the three individual municipal solid waste incinerators shall be charged in excess of 323.6 mmBtu/hr and 863 tons per day of MSW (115% rated capacity) nor produce in excess of 192,000 lbs/hr of steam (3-hr rolling average).</p> <p>The temperature of the flue gas exiting the combustion chamber of the incinerator shall be equal to or greater than 1800 degrees F.</p>	<p align="center">No</p>
<p>PSD-FL-105 Part I - Specific Condition 1.d. Page 2</p>	<p>Compliance Tests.</p>	

EXHIBIT 1-6 -- OTHER APPLICABLE REQUIREMENTS*
WHEELABRATOR SOUTH BROWARD, INC.
FT. LAUDERDALE, FLORIDA

Applicable Requirement Citation	Applicable Requirements Description	Obsolete Condition
PSD-FL-105 Part I - Specific Condition 1.d.(1)(a) Page 2	Annual compliance tests for particulate matter, lead, SO ₂ , NO _x , CO, fluorides, mercury, and beryllium shall be conducted in accordance with 40 CFR 60.8(a), (b), (d), (e), and (f).	No
PSD-FL-105 Part I - Specific Condition 1.d.(1)(b) Page 2	Compliance with the opacity standard for the incinerator stack emissions in Condition 1.a. of this part shall be determined in accordance with 40 CFR 60.11(b) and (e).	No
PSD-FL-105 Part I - Specific Condition 1.d.(1)(c) Page 3	Compliance with the emission limitation for 65% control of total SO ₂ emissions shall be determined by using the test methods in Condition 1.d.(2) and sampling for SO ₂ emissions before and after the acid gas control device. Continuous emissions data shall also be used to demonstrate compliance with the SO ₂ concentration limits in Condition 1.a.	No
PSD-FL-105 Part I - Specific Condition 1.d.(2) Page 3	<p>The following test methods and procedures for 40 CFR Parts 60 and 61 <u>or alternative methods or procedures approved by FDEP</u> shall be used for compliance testing:</p> <ul style="list-style-type: none"> (a) Method 1 for selection of sample site and sample traverses. (b) Method 2 for determining stack gas flow rate when converting concentrations to or from mass emission limits. (c) Method 3 for gas analysis for calculation of percent O₂ and CO₂. (d) Method 4 for determining stack gas moisture content to convert the flow rate from actual standard cubic feet to dry standard cubic feet for use in converting concentrations in dry gases to or from mass emission limits. (e) Method 5 for concentration of PM and associated moisture content. One sample shall constitute one test run. (f) Method 9 for visible determination of opacity of emissions. (g) Method 6 for concentration of SO₂. Two samples, taken at approximately 30 minute intervals, shall constitute one test run. (h) Method 7 for concentration of NO_x. Four samples, taken at approximately 15 minute intervals, shall constitute one test run. (i) Method 10 for determination of CO concentrations. One sample shall constitute one test run. (j) Method 12 for determination of lead concentration and associated moisture content. One sample shall constitute one test run. (k) Method 13B for determination of fluorides concentration and associated moisture content. One sample shall constitute one test run. 	No.

**EXHIBIT 1-6 -- OTHER APPLICABLE REQUIREMENTS*
WHEELABRATOR SOUTH BROWARD, INC.
FT. LAUDERDALE, FLORIDA**

Applicable Requirement Citation	Applicable Requirements Description	Obsolete Condition
PSD-FL-105 Part 1 - Specific Condition 1.d.(2) Page 3 (continued)	(l) Method 101A for determination of mercury emission rate and associated moisture content. One sample shall constitute one test run. (m) Method 104 for determination of beryllium emission rate and associated moisture content. One sample shall constitute one test run.	
PSD-FL-105 Part 1 - Specific Condition 2. Page 4	Compliance with emission limitations specified in lb/mmBtu in Conditions 1.a. and 1.c. of this part shall be determined by calculating an "F" factor in dscf/mmBtu corrected to 12% CO ₂ using the boilers' efficiency (as determined by the calorimeter method contained in Attachment A during acceptance testing) and the measured steam production. Data obtained from test methods required in Condition 1.d. of this part for compliance testing shall be used for the calculation of the "F" factor required by this condition.	No
PSD-FL-105 Part 1 - Specific Condition 3. Page 4	Devices shall be installed to continuously monitor and record steam production. These devices shall be adequately maintained and operating during all periods of operation.	No
PSD-FL-105 Part 1 - Specific Condition 4. Page 4 PPSC, Page 18, Item XIV.A.1.(b)	The height of each boiler exhaust stack shall not be <59.4 meters above ground level at the base of the stack.	No
PSD-FL-105 Part 1 - Specific Condition 5. Page 4	Each incinerator boiler shall have a metal name plate affixed in a conspicuous place on the shell showing the manufacturer, model number, type waste, rated capacity, and certification number.	No
PSD-FL-105 Part 1 - Specific Condition 6. Page 4	[The permittee must submit to EPA and DER, within 15 days after it becomes available to the County, copies of technical data pertaining to the incinerator boiler design, acid gas control equipment design, particulate control equipment design, and the fuel mix that will be used to evaluate compliance of the facility with the preceeding emission limitations.]	Obsolete. Data was submitted.

EXHIBIT 1-6 -- OTHER APPLICABLE REQUIREMENTS*
WHEELABRATOR SOUTH BROWARD, INC.
FT. LAUDERDALE, FLORIDA

Applicable Requirement Citation	Applicable Requirements Description	Obsolete Condition
PSD-FL-105 Part I - Specific Condition 7. Page 4	[Fuel. The Resource Recovery Facility shall utilize refuse such as garbage and trash (as defined in Chapter [17-7] <u>62-7 repealed</u> , FAC) but not grease, scum, grit screenings or sewage sludge.]	Obsolete. This definition is no longer part of the F.A.C.
PSD-FL-105 Part I - Specific Condition 8. Page 4	Air Pollution Control Equipment. The permittee shall install, continuously operate, and maintain the following air pollution controls to minimize emissions. Controls listed shall be fully operational upon startup of the proposed equipment. (a) Each boiler shall be equipped with a particulate emission control device for the control of particulates. (b) Each boiler shall be equipped with an acid gas control device designed to remove at least 90% of the acid gases.	No
PSD-FL-105 Part I - Specific Condition 9.a. Page 4-5	Continuous Emissions Monitoring. Prior to the date of startup and thereafter, the County shall install, maintain, and operate the following continuous monitoring systems for each boiler exhaust stack: (1) CEM systems to measure stack gas opacity and SO ₂ , NO _x , CO, CO ₂ , and O ₂ concentrations for each unit. Continuous monitors for SO ₂ shall be installed after the acid gas control device for each unit. The systems shall meet the EPA monitoring performance specifications of 40 CFR 60.13 and 40 CFR 60, Appendix B, during initial compliance testing and annually thereafter. CEMs shall meet the quality control requirements of 40 CFR 60, Appendix F. (2) CEM data recorded during periods of startup, shutdown, and malfunction shall be reported but excluded from compliance averaging periods for CO, NO _x , and opacity. (3)(a) CEM data recorded during priods of startup and shutdown shall be excluded from compliance averaging periods for SO ₂ . (3)(b) CEM data recorded during periods of acid gas control device malfunctions shall be excluded from compliance averaging periods for SO ₂ provided that the preceeding 30 day priods which ends on the last day of the malfunction perdios meets an average SO ₂ emission limit equal to the SO ₂ limit specified in Condition 1.a. CEM data must be available for 90% of the operating time for this exemption to apply. A malfunction as used in this permit means any sudden and unavoidable failure of air pollution control equipment or process equipment or of a process to operate in a normal or usual manner. Failures that are caused entirely or in part by poor maintenance, careless operation, or any other preventable upset condition or preventable equipment breakdown shall not be considered malfunctions.	No

**EXHIBIT 1-6 -- OTHER APPLICABLE REQUIREMENTS*
WHEELABRATOR SOUTH BROWARD, INC.
FT. LAUDERDALE, FLORIDA**

Applicable Requirement Citation	Applicable Requirements Description	Obsolete Condition
<p>PSD-FL-105 Part I - Specific Condition 9.b. Pages 5-2</p>	<p>An excess emissions report shall be submitted to EPA for every calendar quarter. The report shall include the following:</p> <ol style="list-style-type: none"> (1) The magnitude of excess emissions computed in accordance with 40 CFR 60.13(h), any conversion factors used, and the date and time of commencement and completion of each period of excess emissions. (2) Specific identification of each period of excess emissions that occurs during startups, shutdowns, and malfunctions of the furnace/boiler system. The nature and cause of any mal-function (if known) and the corrective action taken or preventive measures adopted shall also be reported. (3) The date and time identifying each period during which the continuous monitoring system was inoperative except for zero and span checks, and the nature of the system repairs or adjustments. (4) When no excess emissions have occurred or the continuous monitoring system has not been inoperative, repaired, or adjusted, such information shall be stated in the report. (5) County shall maintain a file of all measurements, including continuous monitoring systems performance evaluations; all continuous monitoring systems or monitoring device calibration checks; adjustments and maintenance performed on these systems or devices; and all other information required by this permit recorded in a permanent form suitable for inspection. (6) Excess emissions shall be defined as any applicable period during which the average emissions of CO, NO_x, and/or SO₂, as measured by the continuous monitoring system, exceeds the CO, NO_x, and/or SO₂ maximum emission limit (in ppm) set for each pollutant in Condition 1.a. 	<p>No</p>
<p>PSD-FL-105 Part I - Specific Condition 9.c. Pages 6</p>	<p>Excess emissions indicated by the CEM systems shall be considered violations of the applicable opacity limit or operating emission limits (in ppm) for the purposes of this permit provided the data represents accurate emission levels and the CEMs do not exceed the calibration drift on the day when initial and subsequent compliance is determined. The burden of proof to demonstrate that the data does not reflect accurate emissions readings shall be the responsibility of the permittee.</p>	<p>No</p>

**EXHIBIT 1-6 -- OTHER APPLICABLE REQUIREMENTS*
WHEELABRATOR SOUTH BROWARD, INC.
FT. LAUDERDALE, FLORIDA**

Applicable Requirement Citation	Applicable Requirements Description	Obsolete Condition
PSD-FL-105 Part I - Specific Condition 10. Pages 6-7	<p>Reporting:</p> <ul style="list-style-type: none"> a. A copy of the results of the compliance tests shall be submitted within forty-five days of testing to the DER Bureau of Air Quality Management, the DER Southeast Florida District Office, Broward County, and EPA Region IV. b. Continuous emissions monitoring data shall be reported to the DER Southeast District Office and EPA Region IV on a quarterly basis in accordance with Section 17-2.710, FAC, and 40 CFR 60.7. c. Addresses for submitting reports are: <ul style="list-style-type: none"> EPA Region IV Chief, Air Compliance Branch U.S. Environmental Protection Agency 345 Courtland Street, N.E. Atlanta, Georgia 30365 Florida Department of Environmental [Regulation] <u>Protection</u> (DE[R]P) Deputy Chief, Compliance and Ambient Monitoring Bureau of Air Quality Management [Florida Department of Environmental Regulation (DER)] Twin Towers Office Building 2600 Blair Stone Road Tallahassee, Florida 32301 Southeast District Office of DE[R]P District Manager Department of Environmental [Regulation] <u>Protection</u> 3301 Gun Club Road P.O. Box 3858 West Palm Beach, Florida 33402 	No

**EXHIBIT 1-6 -- OTHER APPLICABLE REQUIREMENTS*
WHEELABRATOR SOUTH BROWARD, INC.
FT. LAUDERDALE, FLORIDA**

Applicable Requirement Citation	Applicable Requirements Description	Obsolete Condition
PSD-FL-105 Part I - Specific Condition 10. Pages 6-7 (Continued)	Broward County Broward County Environmental Quality Control Board 500 Southwest 14th Court Ft. Lauderdale, Florida 33315	
PSD-FL-105 Part II - General Condition 1. Page 8	The permittee shall comply with the notification and record-keeping requirements codified at 40 CFR Part 60.7. In addition, the permittee shall provide EPA with 30 days notice prior to conducting any compliance testing required under condition 1.a.	No
PSD-FL-105 Part II - General Condition 2. Page 8	The permittee shall retain records of all information resulting from monitoring activities and information indicating operation parameters as specified in the specific conditions of this permit for a minimum of two (2) years from the date of recording.	No

EXHIBIT 1-6 -- OTHER APPLICABLE REQUIREMENTS*
WHEELABRATOR SOUTH BROWARD, INC.
FT. LAUDERDALE, FLORIDA

Applicable Requirement Citation	Applicable Requirements Description	Obsolete Condition
PSD-FL-105 Part II - General Condition 3. Page 8	<p>If, for any reason, the permittee does not comply with or will not be able to comply with the emission limitations specified in this permit, the permittee shall provide EPA with the following information in writing within five (5) days of such condition:</p> <ul style="list-style-type: none"> (a) description of noncomplying emission(s), (b) cause of noncompliance, (c) anticipated time the noncompliance is expected to continue or, if corrected, the duration of the period of noncompliance, (d) steps taken by the permittee to reduce and eliminate the noncomplying emission. <p>Failure to provide the above information when appropriate shall constitute a violation of the terms and conditions of this permit. Submittal of the aforementioned information does not constitute a waiver of the emission limitations contained within this permit.</p>	No
PSD-FL-105 Part II - General Condition 4. Page 8	Any proposed change in the information contained in the final determination regarding facility emissions or changes in the quantity or quality of materials processed that would result in new or increased emissions or ambient air quality impact must be reported to EPA. If appropriate, modifications to the permit may then be made by EPA to reflect any necessary changes in the permit conditions. In no case are any new or increased emissions allowed that will cause violation of the emission limitations specified herein. Any construction or operation of the source in material variance with the final determination shall be considered a violation of this permit.	No
PSD-FL-105 Part II - General Condition 5. Page 8	In the event of any change in control of ownership of the source described in the permit, the permittee shall notify the succeeding owner of the existence of this permit and EPA of the change in control of ownership within 30 days.	No

**EXHIBIT 1-6 -- OTHER APPLICABLE REQUIREMENTS*
WHEELABRATOR SOUTH BROWARD, INC.
FT. LAUDERDALE, FLORIDA**

Applicable Requirement Citation	Applicable Requirements Description	Obsolete Condition
PSD-FL-105 Part II - General Condition 6. Pages 8-9	The permittee shall allow representatives of the state and local environmental control agency or representatives of the EPA, upon presentation of credentials: (a) to enter upon the permittee's premises, or other premises under the control of the permittee, where an air pollutant source is located or in which any records are required to be kept under the terms and conditions of this permit; (b) to have access to and copy at reasonable times any records required to be kept under the terms and conditions of this permit, or the Clean Air Act; (c) to inspect at reasonable times any monitoring equipment or monitoring method required in this permit; (d) to sample at reasonable times any emissions of pollutants; and (e) to perform at reasonable times an operation and maintenance inspection of the permitted source.	No
PSD-FL-105 Part II - General Condition 7. Page 9	The conditions of this permit are severable, and if any provision of this permit or the application of any provisions of this permit to any circumstances is held invalid, the application of such provision to other circumstances and the remainder of this permit shall not be affected.	No
PPSC, Page 17, Item XIV.A.1.(a)(7)	There shall be no objectionable odor at the site boundary.	No
PPSC, Page 18, Item XIV.A.1.(d)	The incinerator boilers shall have a metal nameplate affixed in a conspicuous place on the shell showing manufacturer, model number, type waste, and rated capacity.	No
PPSC, Page 18, Item XIV..A.1.(e)	Compliance with the limitations for particulate matter, sulfur oxides, nitrogen oxides, carbon monoxide, fluoride, sulfuric acid mist, VOC and lead shall be determined in accordance with Florida Administrative Code Rule [17-2.700] 62-297, DE[R]P Methods 1, 2, 3, 4, and 6 and 40 CFR 60, Appendix A, Methods 3A, 5, 6C, 7, 8 (modified with prefilter, 10, 12, 13A or 13B (or modified method 5 for fluorides), and 18 or other method approved by the DE[R]P. The stack test for each unit shall be performed at or above the nominal heat input rate of 323.6 x 10 ⁶ Btu heat input per hour or the maximum charging rate of 71,875 pounds of MSW per hour. Compliance with the beryllium emission limitation shall be determined in accordance with 40 CFR 61, method 103 or 104, Appendix B. Compliance testing for mercury shall be determined in accordance with 40 CFR 61, Method 101A, Appendix B. Particulate matter testing shall include one run during representative soot blowing which shall be averaged proportionally to normal daily operations. Visible emission testing shall be conducted simultaneously with soot blowing and non-soot blowing runs.	No
PPSC, Page 19, Item XIV.A.2.a	[Each boiler particulate matter emission control device shall be designed and constructed to achieve a maximum emission rate of 0.03 grains per dscf corrected to 12% CO ₂ . All other particulate control devices shall be designed to meet the provisions of section 17-2.610, F.A.C.]	Obsolete. Devices have been installed

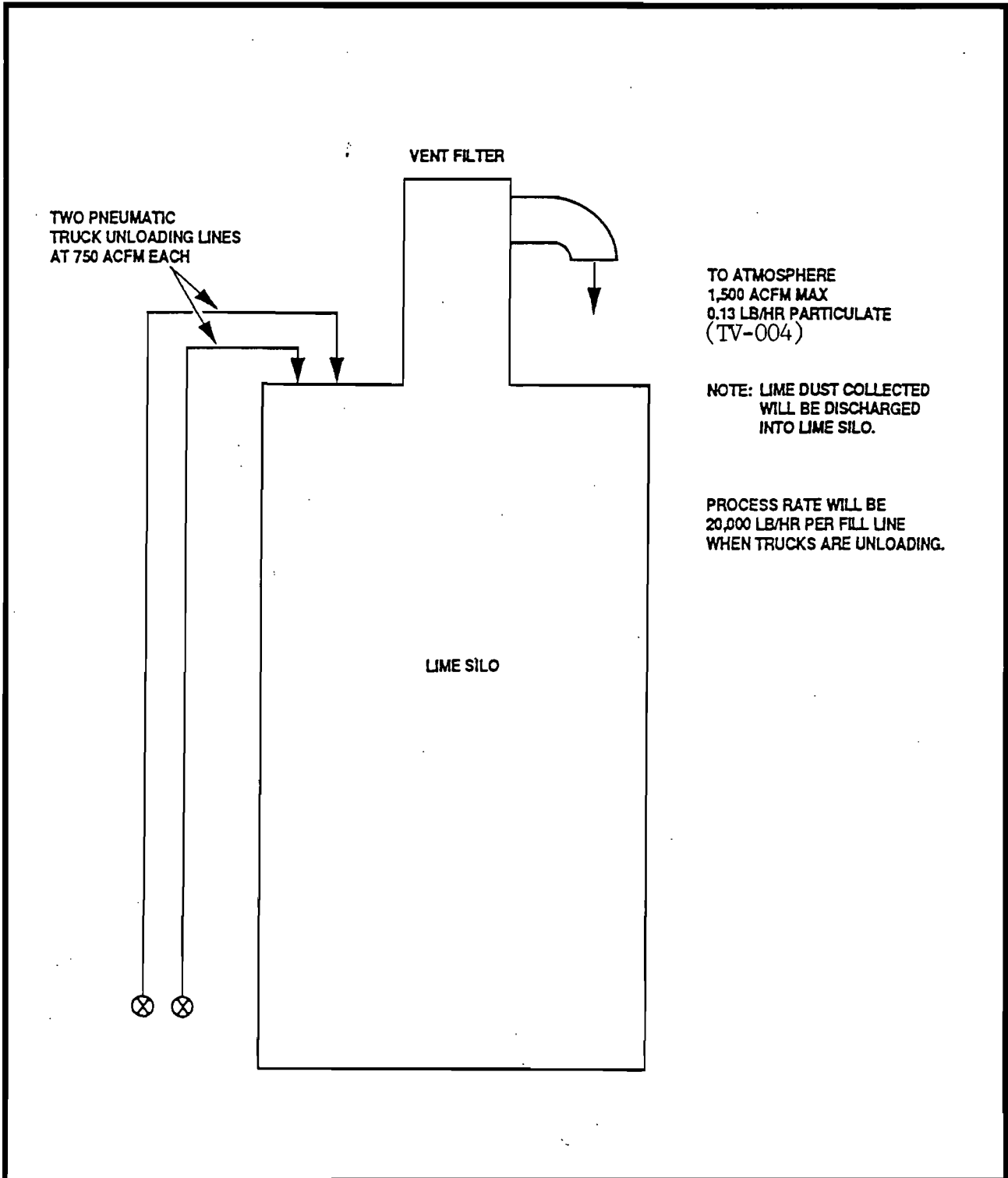
EXHIBIT 1-6 -- OTHER APPLICABLE REQUIREMENTS*
WHEELABRATOR SOUTH BROWARD, INC.
FT. LAUDERDALE, FLORIDA

Applicable Requirement Citation	Applicable Requirements Description	Obsolete Condition
PPSC, Page 19, Item XIV.A.2.b	Each boiler shall be equipped with an acid gas control device designed to remove at least 90% of the acid gases. The temperature of the flue gases exiting the acid gas control equipment shall not exceed 300 degrees F.	No
PPSC, Page 20, Item XIV.A.2.c	[The permittee must submit to the Department within thirty (30) days after it becomes available, copies of technical data pertaining to the selected emissions control systems. These data should include, but not be limited to, guaranteed efficiency and emission rates, and major design parameters. The data shall be processed and approved or denied in accordance with F.S. 120.60.]	Obsolete. Required data has been submitted.
PPSC, Page 20, Item XIV.A.3.a	The permittee shall install and operate continuously on each boiler monitoring devices for the final combustion chamber temperature, steam production, flue gas temperature at the exit of the acid gas removal equipment, flue gas O ₂ , CO, CO ₂ , NO _x , SO ₂ and opacity. The monitoring devices shall meet the applicable requirements of Chapter 17-2, Section [17-2.710] 62-297.500 repealed , FAC, and 40 CFR 60.45, and 40 CFR 60.13, including certification of each device in accordance with 40 CFR 60, Appendix B, Performance Specifications and 40 CFR 60.7(a)(5). Re-certification shall be conducted annually from initial certification. Data on monitoring equipment specifications, manufacturer, type, calibration and maintenance needs, and its proposed location after the economizer or in the air pollution control equipment outlet duct shall be provided to the Department for approval prior to installation together with and subject to the same provisions as submittal of air pollution control equipment pursuant to Paragraph XIII hereof.	No
PPSC, Page 20, Item XIV.A.3.b	The Permittee shall provide sampling ports in the air pollution control equipment outlet duct or stack and shall provide access to the sampling ports in accordance with Section [17-2.700] 62-297.345 , FAC. Drawings of testing facilities including sampling port locations as required by Section [17-2.700] 62-297.345 shall be submitted to the Department for approval at least 120 days prior to construction of the sampling ports and stack.	No
PPSC, Page 21, Item XIV.A.3.c	The Permittee shall have a sampling test of the emissions performed by a commercial testing firm within 60 days after achieving the maximum rate at which the boilers will be operated but not later than 180 days of the start of operation of the boilers and annually from the date of testing thereafter. Thirty (30) days prior notice of the initial testing shall be provided to the Southeast District Office and fifteen (15) days notice before subsequent annual testing.	No
PPSC, Page 21, Item XIV.A.4.a	Two copies of the results of the emissions tests for the pollutants listed in XIV A.1.a. shall be submitted within forty-five days of the last sampling run to the Southeast District Office. An additional copy shall be submitted to the Broward County Environmental Control Board.	No
PPSC, Page 21, Item XIV.A.4.b	Excess emissions monitoring for opacity, CO, NO _x , and SO ₂ shall be reported to the Southeast District Office on a quarterly basis in accordance with Section [17-2.710] 62-297.500 repealed , FAC, and 40 CFR Part 60, Subsection 60.7.	No

EXHIBIT 1-6 -- OTHER APPLICABLE REQUIREMENTS*
WHEELABRATOR SOUTH BROWARD, INC.
FT. LAUDERDALE, FLORIDA

Applicable Requirement Citation	Applicable Requirements Description	Obsolete Condition
PPSC, Page 21, Item XIV.A.4.c	[Notice of anticipated and actual start-up dates of each incinerator boiler shall be submitted to the Southeast District Office.]	Obsolete. Notices were submitted.
PPSC, Page 22, Item XIV.A.5	Proper dust control techniques such as water sprays or chemical wetting agents or other containment method shall be used to control visible unconfined (fugitive) emissions to the outside air to no more than 10% opacity as determined by DE[R]P Method 9 for unconfined resource recovery facility processes. Proper techniques shall also be used to control such emissions to prevent them from crossing the property line(s) from any other unconfined sources and to limit them to no more than three (3) minutes (cumulative) in any fifteen (15) minute period as determined by 40 CFR 60, Appendix A, Method 22 with observations being made along the property line. Visible emissions shall not include uncombined water vapor or emissions from engine exhausts.	No
PPSC, Page 22, Item XIV.B	The Resource Recovery Facility shall utilize refuse such as garbage and trash (as defined in [Chapter 17-7] <u>62-7 repealed</u> , FAC) as its fuel. Use of alternate fuels except for distillate fuel oil or natural gas in start-up burners would necessitate modification of these Conditions of Certification. Refuse as fuel shall not include "hazardous waste" as defined in Chapter [17-30] <u>62-730.030</u> , FAC. The alternate fuel shall not contain more than 0.3% sulfur and shall not be used more than required during boiler startup or shut down.	No

* Requested deletions (obsolete conditions and numbering changes of FDEP regulations) are denoted by brackets []. Requested additions are denoted by underlining.



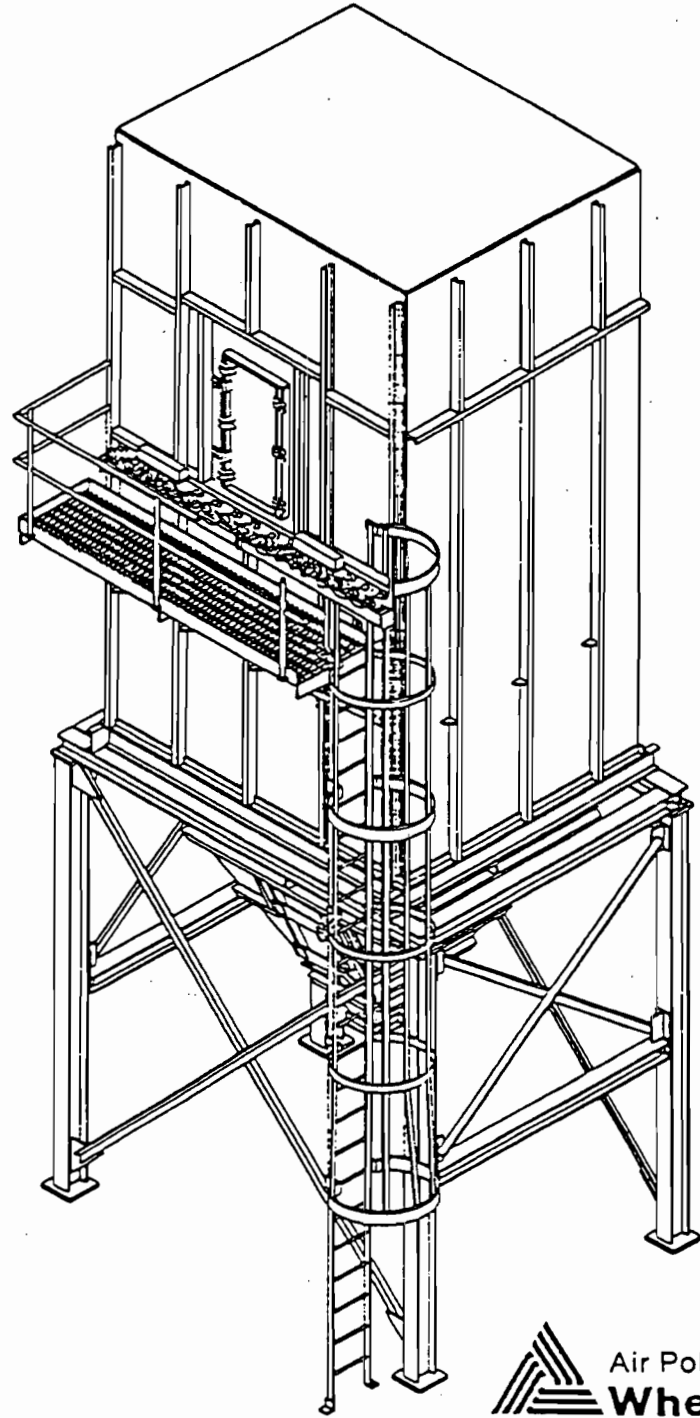
LIME SILO
DUST CONTROL
FLOW DIAGRAM

EXHIBIT 4-1
WHEELABRATOR
SOUTH BROWARD

1-22-82

JET III™

THE NEW GENERATION OF DUST COLLECTORS



 Air Pollution Control Division
Wheelabrator-Frye Inc.

JET III

The new generation of dust collectors

Someday, all dust collectors may offer the benefits of JET III:

- High collection efficiencies
- Low first cost
- Low maintenance cost
- Low operating cost

Why wait for someday?

JET III is a wholly-new design in pulse-jet dust collectors, offering the high collection efficiencies required by increasingly stringent environmental regulations, plus true economy for the plant owner. Economy is achieved by a new, state-of-the-art system designed to reduce maintenance, labor, parts and energy costs.

Available in a full range of standard cloth areas, JET III also offers flexible sizing and efficient, space-saving installa-

tion. Variation of the tube sheet/bag length can be tailored to a particular application and dust condition. This flexibility enables a relatively small-sized housing to be employed on large-volume jobs, lowering capital costs. Smaller modules (1,140 to 5,570 ft² of cloth area) are square in plan, and large-volume modules (4,910 to 12,800 ft² of cloth area) are rectangular. Both designs feature specially-designed inlet connections for efficient gas flow and long filter bag life.

Access to the unit is provided by an integral, full-height, weather-proof, walk-in, clean air plenum. Where heat or other factors present special problems, or where bags in excess of 144

inches long are used, manually operated, hinged roof doors are available.

JET III housings are constructed of 10-gauge hot rolled sheet steel stiffened for 20" WG. All JET III units are completely fabricated before shipment for easy, economical field erection. Square modules are shipped as assembled, one-piece units, complete with flanged inlet and outlet connections. Due to restrictions in certain geographic areas, the air header and valve assemblies may be shipped as a sub-assembly for field installations. The large-volume modules are shipped in three, pre-matched sections for easy job-site completion.

3 important ways better

While sizing, access and housing construction of a dust collector are important, the critical features are the internals. Inside, JET III shows its superiority in

these exclusive areas:

1. Tube sheet and bag attachment
2. Venturi and cage
3. Pulse cleaning system

The following pages describe these exclusive features of JET III that yield real benefits in operation and economy for you.

JET III - 3 important ways better

#1 - Tube Sheet & Bag Attachment

- Die-formed cups for added strength
- Positive seal against dust leakage
- Fast bag attachment, without tools
- Simple, one-step bagging
- Improves clean-side work area

Tube Sheet:

JET III uses the Wheelabrator-Frye drawn-cup tube sheet, previously available only in higher-priced collectors. The bag cups are drawn, eliminating welds which could fail or leak. The tube sheet is seal-welded into the housing to effect a positive seal against dust

penetration. Also, the tube sheet's flat, smooth upper surface simplifies maintenance and housekeeping.

Bag Attachment:

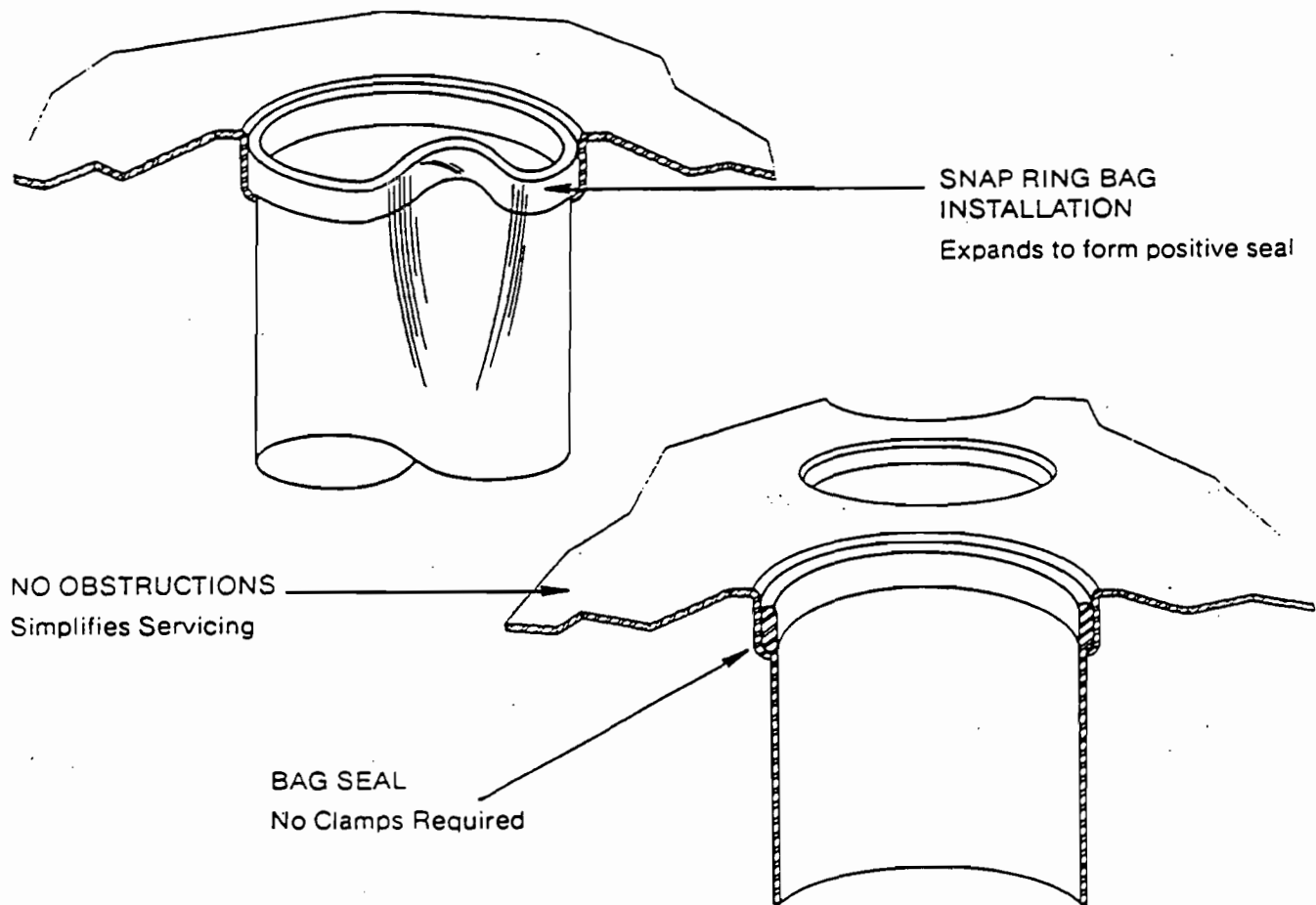
JET III tube sheet features patented Wheelabrator-Frye "snap-ring" bag sealing.

Unlike other designs where bag installation often is a two-man, two-step operation external to the filter, JET III offers a fast, one-man, one-step process. Our tube sheet, acting as a natural bagging fixture, allows cage insertion directly into the tube sheet and bags.

This simple, one-step attach-

ment creates the only seal necessary, eliminating the need for secondary seals such as "O" rings or gaskets. In fact, it would be difficult to install a bag which did not seal properly. On major change-outs, bags can be dropped to the dirty side hopper below, to maintain a true, clean-side work environment.

JET III filter bags are supplied by Wheelabrator-Frye's own W.W. Criswell Division. A complete range of high-quality bags is available in all popular synthetic fibers, including high-temperature fabrics.



JET III—3 important ways better

#2 – Venturi and Cage

- Designed to save compressed air costs
- Venturi self-aligns for easy installation and efficient pulse cleaning
- Simple interlock for rapid assembly
- Quality bag support cages

The high-gain throat of JET III's newly-designed venturi is capable of cleaning more surface area of filter media with less compressed air. This provides effective cleaning of JET III's 6" diameter bags up to 14' long while the collector is on stream. JET III's venturi

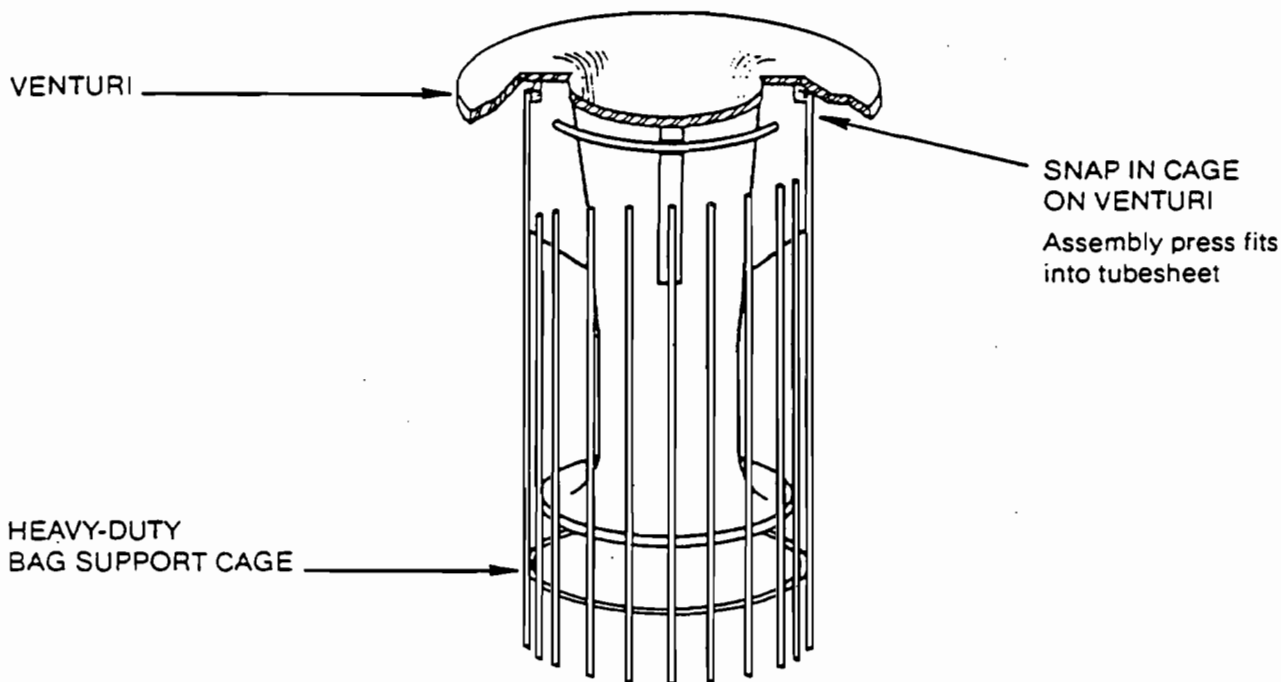
may be supplied in aluminum or cast iron. The venturi is self-aligning in the bag support cage and tube sheet for easy installation and maximum cleaning efficiency. No fittings, clamps, gaskets or attachments are required to secure the assembly.

JET III features the industry's simplest yet most effective venturi and cage assembly. Assembly requires only a single snap interlock of the venturi within the cage. The weight of the cage is then supported by the venturi flange.

The standard bag support

cage is made of heavy-gauge wire to provide maximum support for long filter bag life. This rugged construction maintains alignment and critical dimensional relationship between bag and cage.

Cages are specifically designed to withstand rough handling during installation and subsequent bag change-outs. Carbon steel is standard. Stainless steel cages and corrosion-resistant coatings are available for special applications.



JET III — 3 important ways better

#3 — Pulse Cleaning System

- Simple design uses few parts
- Easy to maintain
- Saves energy costs

JET III features a uniquely designed pulse-jet cleaning system. Resulting from extensive research, JET III's pulse cleaning hardware is designed to clean with minimum air consumption and maximum energy savings. More filter cloth area is cleaned per horsepower than in previous designs. Field tested on critical industry applications, the JET III cleaning system can also contribute to prolonging filter bag life. JET III's header, air valves and manifold combine to offer a highly effective cleaning system.

1. JET III Header

The compressed air header is square in section for space saving, positive alignment and convenient bolt-on

of air valves. This eliminates leakage common to other designs.

The header assemblies are sectioned to permit local isolation for maintenance without shutting down the total system. These sectioned headers provide rapid depletion of the header pressure. The system requires a maximum line pressure of 90 PSI for energy conservation.

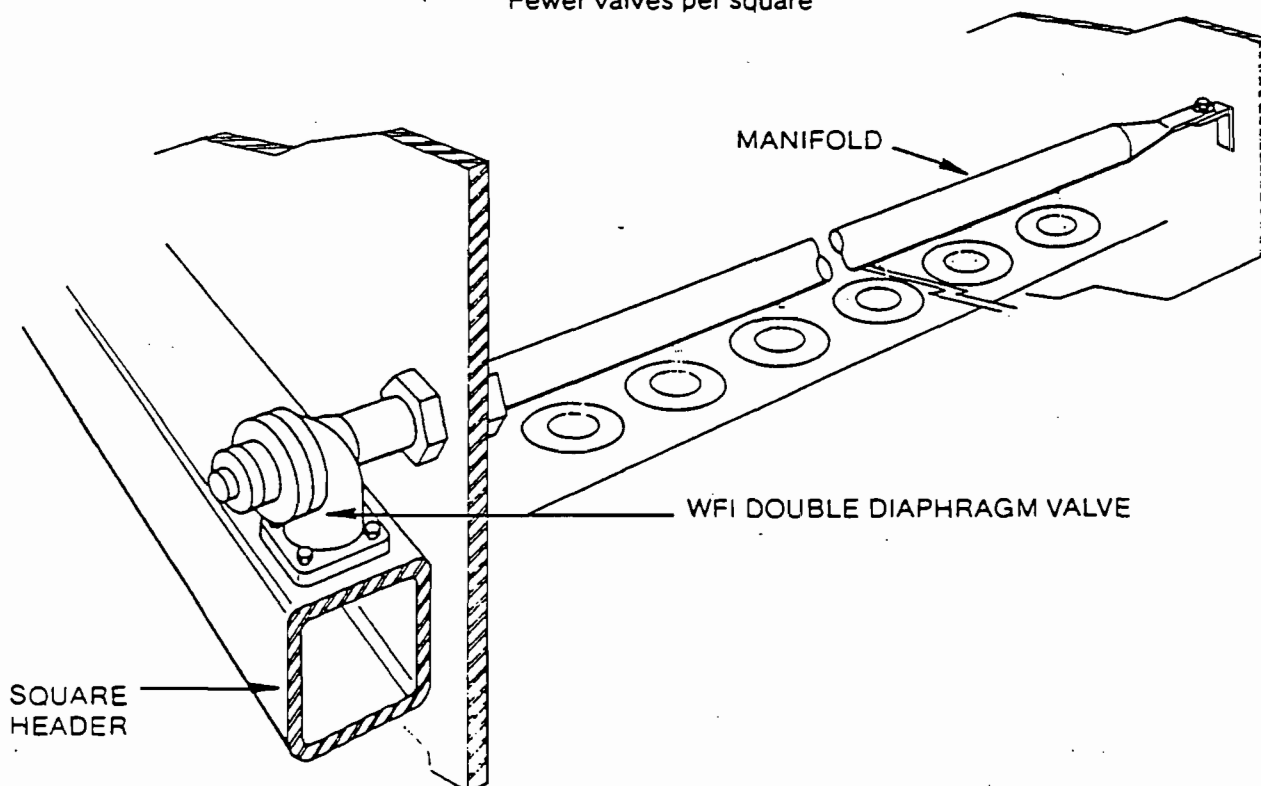
2. JET III Double-Diaphragm Air Valve

Special Wheelabrator-Frye double-diaphragm valves are fitted to square headers. This air dump valve, matched to the new venturi, provides the air for cleaning up to 15 bags per row. Fewer valves per square

foot of cloth mean less maintenance and fewer parts in inventory. The valve also allows the convenience of remote pilot control (for low-cost electrical installation) with no loss of efficiency across the air valve. The air valve is simple to replace should this ever become necessary.

3. JET III Manifold

The 1½"-diameter manifold pipe is jig-drilled for positive alignment of the blow holes with the venturi centers to assure maximum efficiency. Fit of the manifold within the plenum is positive to maintain this alignment. For bag inspection and/or removal, the manifold can be removed with a minimum of effort and no special tools.



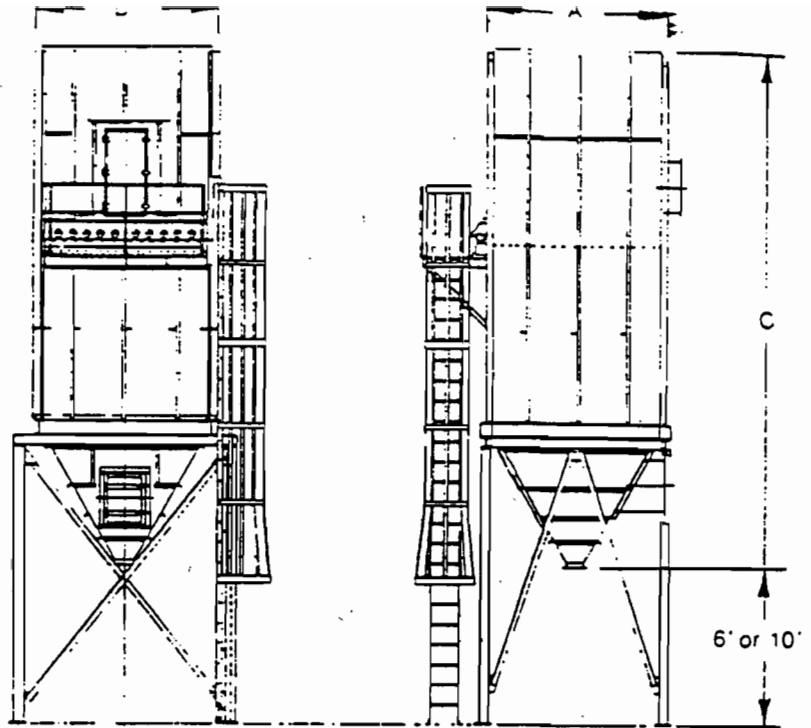
JET III

cloth areas ranging from 1,140 to 5610 square feet.

Available with full height walk-in plenums (illustrated) type 'TA' or with multiple hinged roof doors. Type 'RA'.

NOTE:

'C' dimensions for all units with bag lengths up to and including 144" include walk-in plenums. 'C' dimensions for units with bag lengths of 156" or 168" include roof doors. Dimensions subject to change without notice.



Square Modules (TA & RA) Filter Areas Sq. Ft.

Model	No. of Bags	Filter Area/Module Bag Length In Inches					
		108"	120"	132"	144"	156"	168"
99	81	1140	1270	1390	1520	—	—
1111	121	1700	1900	2080	2270	—	—
1313	169	2380	2650	2910	3170	3450	3720
1515	225	3170	3530	3880	4230	4590	4950
1715	255	3590	4000	4380	4790	5200	5610

Square Modules 'TA' Overall Dimensions

Model	'A'	'B'	'C' — Dimension Based on Bag Length In Inches					
			108	120	132	144	156	168
99	6'-5"	6'-5"	24'-0"	26'-0"	28'-0"	30'-0"	—	—
1111	7'-9"	7'-9"	25'-2"	27'-2"	29'-2"	31'-2"	—	—
1313	9'-1"	9'-1"	26'-4"	28'-4"	30'-4"	32'-4"	27'-6"	28'-6"
1515	10'-5"	10'-5"	27'-5"	29'-5"	31'-5"	33'-5"	28'-7"	29'-9"
1715	11'-8"	10'-5"	28'-6"	30'-6"	32'-6"	34'-6"	29'-8"	30'-8"

Square Modules 'RA' Overall Dimensions

Model	'A'	'B'	'C' — Dimension Based on Bag Length In Inches					
			108	120	132	144	156	168
99	6'-5"	6'-5"	21'-2"	22'-2"	23'-2"	24'-2"	—	—
1111	7'-9"	7'-9"	22'-4"	23'-4"	24'-4"	25'-4"	—	—
1313	9'-1"	9'-1"	23'-6"	24'-6"	25'-6"	26'-6"	27'-6"	28'-6"
1515	10'-5"	10'-5"	24'-7"	25'-7"	26'-7"	27'-7"	28'-7"	29'-7"
1715	11'-8"	10'-5"	25'-8"	26'-8"	27'-8"	28'-8"	29'-8"	30'-8"

NOTE! Dimensions not to be used for construction purposes.

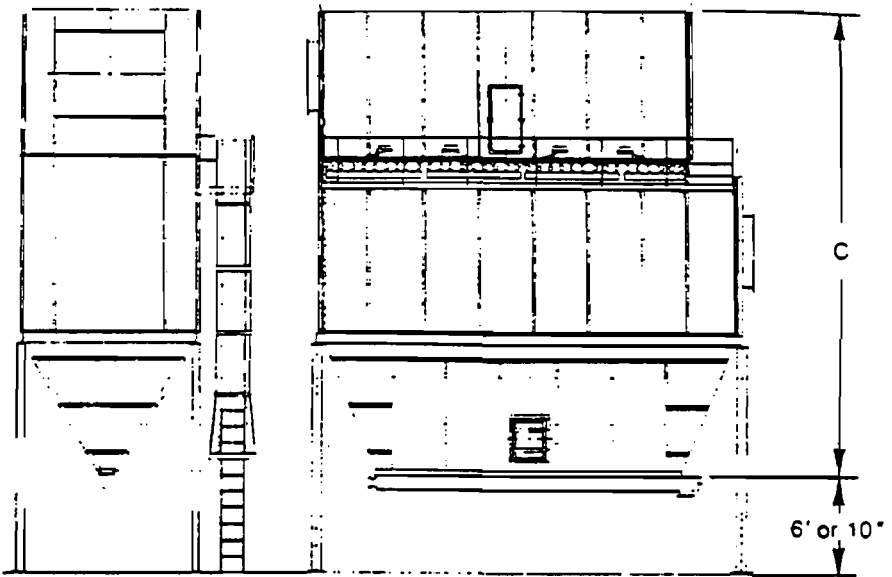
**Large Volume
JET III**

cloth areas ranging
from 4940 to
12870 square feet.

Available with full height walk-in
Plenums (illustrated Type "TA" or
with multiple hinged roof doors
type "RA")

Note:

"C" dimensions for all units with
bag lengths up to and including
144" include walk-in plenums
"C" dimensions for units with bag
lengths of 156" or 168" include
roof doors. Dimensions subject to
change without notice.



Rectangular Modules — 'TA & RA' — Filter Areas In Sq. Ft.

Model	No. of Bags	Filter Area/Module Bag Lengths In Inches		
		120	144	168
2115	315	4940	5920	6930
2415	360	5650	6770	7920
2715	405	6360	7610	8910
3015	450	7060	8460	9900
3315	495	7770	9320	10890
3615	540	847	10150	11880
3915	585	9180	11000	12870

Rectangular Modules 'TA' Overall Dimensions

Module	'A'	'B'	'C' Dimension Based on Bag Length In Inches		
			120	144	168
2115	17'-4"	10'-5"	29'-1"	33'-1"	37'-1"
2415	19'-4"	10'-5"	29'-1"	33'-1"	37'-1"
2715	22'-4"	10'-5"	29'-1"	33'-1"	37'-1"
3015	24'-4"	10'-5"	29'-1"	33'-1"	37'-1"
3315	27'-4"	10'-5"	29'-1"	33'-1"	37'-1"
3615	29'-4"	10'-5"	29'-1"	33'-1"	37'-1"
3915	32'-4"	10'-5"	29'-1"	33'-1"	37'-1"

Rectangular Modules 'RA' Overall Dimensions

Model	A	B	'C' Dimension Based on Bag Length In Inches		
			120	144	168
2115	17'-4"	10'-5"	25'-5"	27'-5"	29'-5"
2415	19'-4"	10'-5"	25'-5"	27'-5"	29'-5"
2715	22'-4"	10'-5"	25'-5"	27'-5"	29'-5"
3015	24'-4"	10'-5"	25'-5"	27'-5"	29'-5"
3315	27'-4"	10'-5"	25'-5"	27'-5"	29'-5"
3615	29'-4"	10'-5"	25'-5"	27'-5"	29'-5"
3915	32'-4"	10'-5"	25'-5"	27'-5"	29'-5"

NOTE! Dimensions not to be used for construction purposes.

TYPE 1000 (ROOT ACCESS)

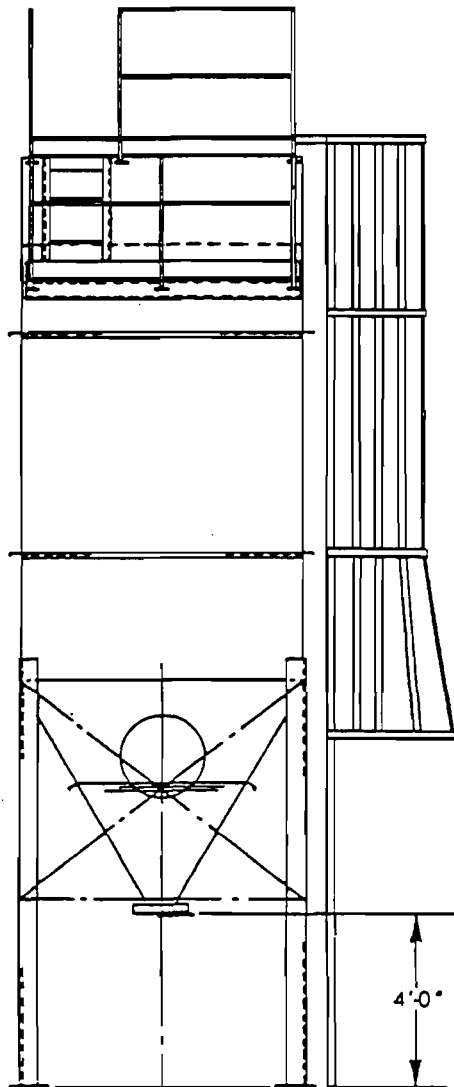
The Type 1000 JET III Pulse-Jet Fabric Filter by Wheelabrator-Frye is available in six different sizes with filter areas between 226 and 1142 square feet. Type 1000 modules are sized for the smaller system volumes.

JET III is a wholly new design in fabric filters, offering high collection efficiency with true economy in terms of initial cost, operation, and maintenance.

Type 1000 collectors are square for convenience in connecting to the

system ductwork. All JET III Pulse-Jet Fabric Filters provide clean side access to the filter section via hinged roof doors.

The JET III design employs a unique tubesheet, filter bag, and support cage assembly which combine to save time when servicing the filter section and to ensure a positive seal against dust penetration in operation. Rebagging is simple, one-man operation performed outside the dust environment and without the use of special tools.



Front elevation.

Equipment Sizes

Model	No. Bags	Filter Area (sq. ft.)	Sq. Housing Size	Hopper Clearance	Overall Height* Incl. Handrailing
1016/108	16	226	36"	4'-0"	21'-0"
1025/108	25	353	44"	4'-0"	21'-6"
1036/108	36	507	52"	4'-0"	22'-2"
1049/108	49	691	60"	4'-0"	22'-10"
1064/108	64	902	68"	4'-0"	23'-5"
1081/108	81	1142	76"	4'-0"	24'-2"

*Includes support legs.

Features

Tubesheet—Wheelabrator-Frye's own integrally drawn bag colors for positive bag sealing.

Snap Ring Bag—With tubesheet, provides simple, one-step bagging operation. No additional sealing required. No tools necessary.

Venturi and Bag Support Cage—High gain throat design venturi improves cleaning efficiency and saves energy. Venturi and cage interlock for single piece assembly into the filter bag, no prior assembly of these components outside the filter housing is necessary. Venturi and cage are self-aligning within the tubesheet and bag. No clamps or hold down devices are required.

JET III Pulse Cleaning System—The square, space-saving compressed air header employs Wheelabrator-Frye's special bolt on air valves for leakproof

alignment with the air distribution manifold. JET III utilizes remote pilot valve for low-cost field wiring.

JET III Timer—The Type 1000 employ a solid state electronic timer in Nema 1 enclosure with 110 volt AC solenoids.

Auxillaries—All modules are supplied with standard access ladders, walkways, and handrail to meet OSHA requirements. A complete range of hopper valves and material handling systems are available.

Standard Construction—JET III Type 1000 modules are all welded and fabricated of 12 gauge carbon steel stiffened for 15" w.g.

Shipment—JET III Type 1000 module are shipped as one-piece units, including support legs, for simple, low-cost installation.


 Air Pollution Control Division
Wheelabrator-Frye Inc.

600 Grant Street
 Pittsburgh, PA 15219
 (412) 288-7300

MEMBER


EXHIBIT 4-3 -- OTHER APPLICABLE REQUIREMENTS*
WHEELABRATOR SOUTH BROWARD, INC.
FT. LAUDERDALE, FLORIDA

Applicable Requirement Citation	Applicable Requirements Description	Obsolete Condition
AO 06-208864 General Condition 1; Page 2 of 5	The terms, conditions, requirements, limitations, and restrictions set forth in this permit, are "permit conditions" and are binding and enforceable pursuant to Sections 403.141, 403.727, or 403.859 through 403.861, F.S. The permittee is placed on notice that the Department will review this permit periodically and may initiate enforcement action for any violation of these conditions.	No
AO 06-208864 General Condition 2; Page 2 of 5	This permit is valid only for the specific processes and operations applied for and indicated in the approved drawings or exhibits. Any unauthorized deviation from the approved drawings, exhibits, specifications, or conditions of this permit may constitute grounds for revocation and enforcement action by the Department.	No
AO 06-208864 General Condition 3; Page 2 of 5	As provided in subsections 403.087(6) and 403.722(5), F.S., the issuance of this permit does not convey any vested rights or any exclusive privileges. Neither does it authorize any injury to public or private property or any invasion of personal rights, nor any infringement of federal, state, or local laws or regulations. This permit is not a waiver of or approval of any other Department permit that may be required for other aspects of the total project which are not addressed in the permit.	No
AO 06-208864 General Condition 4; Page 2 of 5	This permit conveys no title to land or water, does not constitute State recognition or acknowledgment of title, and does not constitute authority for the use of submerged lands unless herein provided and the necessary title or leasehold interests have been obtained from the State. Only the Trustees of the Internal Improvement Trust Fund may express State opinion as to title.	No
AO 06-208864 General Condition 5; Page 2 of 5	This permit does not relieve the permittee from liability for harm or injury to human health or welfare, animal, or plant life, or property caused by the construction or operation of this permitted source, or from penalties therefore; nor does it allow the permittee to cause pollution in contravention of Florida Statutes and Department rules, unless specifically authorized by an order from the Department.	No
AO 06-208864 General Condition 6; Page 2 of 5	The permittee shall properly operate and maintain the facility and systems of treatment and control (and related appurtenances) that are installed or used by the permittee to achieve compliance with the conditions of this permit, as required by Department rules. This provision includes the operation of backup or auxiliary facilities or similar systems when necessary to achieve compliance with the conditions of the permit and when required by Department rules.	No

EXHIBIT 4-3 -- OTHER APPLICABLE REQUIREMENTS*
WHEELABRATOR SOUTH BROWARD, INC.
FT. LAUDERDALE, FLORIDA

Applicable Requirement Citation	Applicable Requirements Description	Obsolete Condition
AO 06-208864 General Condition 7; Page 2 of 5	<p>The permittee, by accepting this permit, specifically agrees to allow authorized Department personnel, upon presentation of credentials or other documents as may be required by law and at reasonable times, access to the premises where the permitted activity is located or conducted to:</p> <ul style="list-style-type: none"> (a) Have access to and copy any records that must be kept under the conditions of the permit; (b) Inspect the facility, equipment, practices, or operations regulated or required under this permit; and (c) Sample or monitor any substances or parameters at any location reasonably necessary to assure compliance with this permit or Department rules. <p>Reasonable time may depend on the nature of the concern being investigated.</p>	No
*AO 06-208864 General Condition 8; Page 2 of 5	<p>If, for any reason, the permittee does not comply with or will be unable to comply with any condition or limitation specified in the permit, the permittee shall immediately notify and provide the Department with the following information:</p> <ul style="list-style-type: none"> (a) A description of and cause of noncompliance; and (b) The period of noncompliance, including exact dates and times; or, if not corrected, the anticipated time the noncompliance is expected to continue, and steps being taken to reduce, eliminate, and prevent recurrence of the noncompliance. the permittee shall be responsible for any and all damages which may result and may be subject to enforcement action by the Department for penalties or for revocation of this permit. 	No
AO 06-208864 General Condition 9; Page 3 of 5	<p>In accepting this permit, the permittee understands and agrees that all records, notes, monitoring data and other information relating to the construction or operation of this permitted source which are submitted to the Department, may be used by the Department as evidence in any enforcement case involving the permitted source arising under the Florida Statutes or Departmental rules, except where such use is prescribed by Section 403.111 and 403.73, F.S. Such evidence shall only be used to the extent it is consistent with the Florida Rules of Civil Procedure and appropriate evidentiary rules.</p>	No
AO 06-208864 General Condition 10; Page 3 of 5	<p>The permittee agrees to comply with changes in Department rules and Florida Statutes after a reasonable time for compliance; provided, however, the permittee does not waive any other rights granted by Florida Statutes or Department rules.</p>	No

EXHIBIT 4-3 -- OTHER APPLICABLE REQUIREMENTS*
WHEELABRATOR SOUTH BROWARD, INC.
FT. LAUDERDALE, FLORIDA

Applicable Requirement Citation	Applicable Requirements Description	Obsolete Condition
AO 06-208864 General Condition 11; Page 3 of 5	This permit is transferable only upon Department approval in accordance with Rule [17-4.120] 62-4.120 and [17-30.300 (repealed)] F.A.C., as applicable. The permittee shall be liable for any noncompliance of the permitted activity until the transfer is approved by the Department.	No
AO 06-208864 General Condition 12; Page 3 of 5	This permit or a copy thereof shall be kept at the work site of the permitted activity.	No
AO 06-208864 General Condition 13; Page 3 of 5	<p>The permittee shall comply with the following:</p> <p>(a) Upon request, the permittee shall furnish all records and plans required under Department rules. During enforcement actions, the retention period for all records will be extended automatically, unless otherwise stipulated by the Department.</p> <p>(b) The permittee shall hold at the facility or other location designated by this permit, records of all monitoring information (including all calibration and maintenance records and all original strip chart recordings for continuous monitoring instrumentation) required by the permit, copies of all reports required by this permit, and records of all data used to complete the application for this permit. These materials shall be retained at least three years from the date of the sample, measurement, report or application unless otherwise specified by Department rule.</p> <p>(c) Records of monitoring information shall include:</p> <ul style="list-style-type: none"> - the date, exact place, and time of sampling or measurement; - the person responsible for performing the sampling or measurements; - the date(s) analyses were performed; - the person responsible for performing the analyses; - the analytical techniques or methods used; and - the results of such analyses. 	No
AO 06-208864 General Condition 14; Page 3 of 5	When requested by the Department, the permittee shall within a reasonable time furnish any information required by law which is needed to determine compliance with the permit. If the permittee becomes aware the relevant facts were not submitted or were incorrect in the permit application or in any report to the Department, such facts or information shall be submitted or corrected promptly.	No

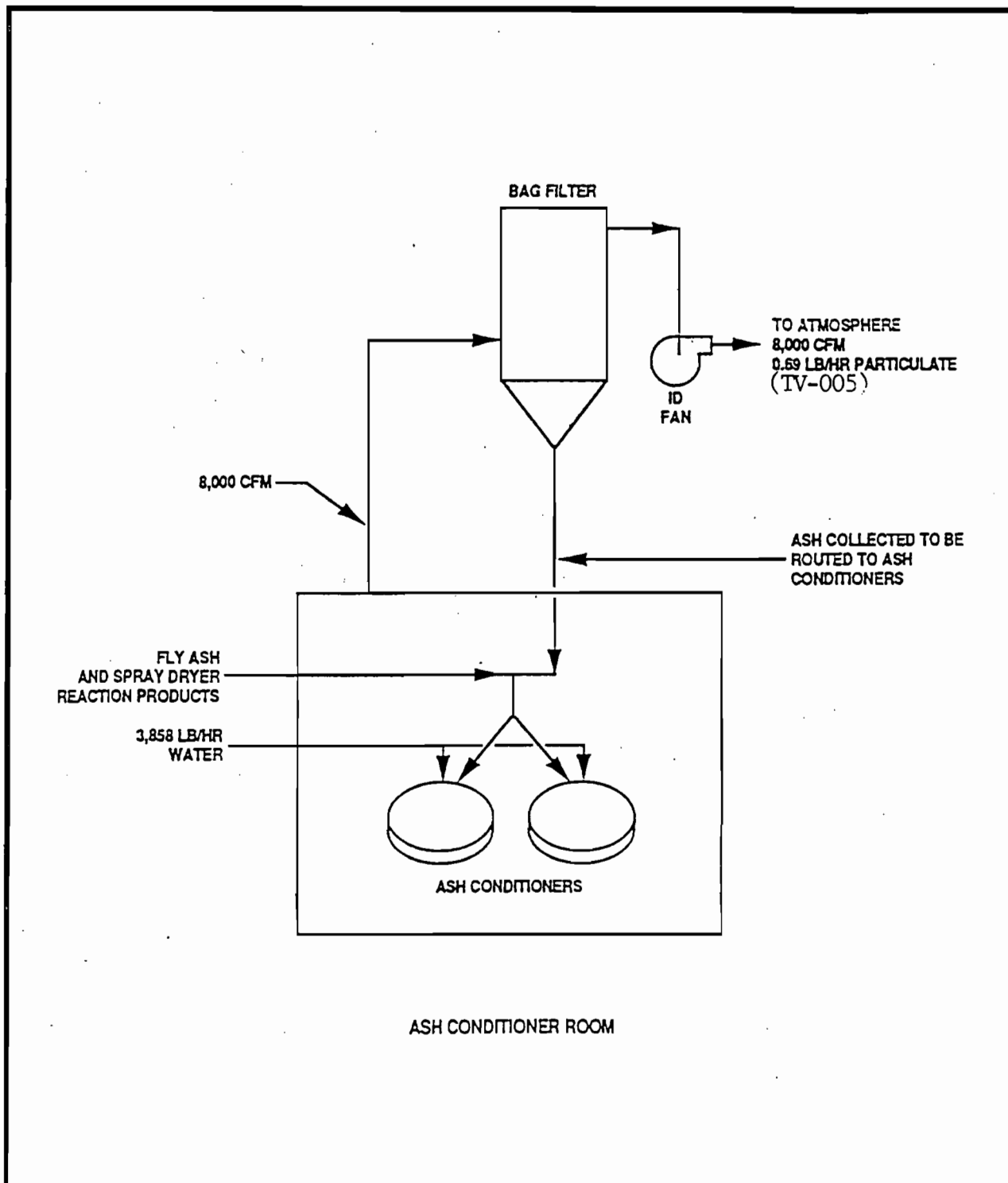
EXHIBIT 4-3 -- OTHER APPLICABLE REQUIREMENTS*
WHEELABRATOR SOUTH BROWARD, INC.
FT. LAUDERDALE, FLORIDA

Applicable Requirement Citation	Applicable Requirements Description	Obsolete Condition
AO 06-208864 Specific Condition 1; Page 4 of 5	Wheelabrator South Broward, Inc.'s fly ash handling system and the lime silo shall be allowed to operate continuously (i.e. 8,760 hrs./yr.).	No
AO 06-208864 Specific Condition 5; Page 4 of 5	[Compliance with the particulate and visible emissions test shall be determined within 90 days of completion of construction and initial operation using EPA Methods 1, 2, 3, 4, 5 and 9 contained in F.A.C. Rule [17-2.700] <u>62-297.400</u> . The visible emissions test for the fly ash handling system shall be conducted along with the particulate tests and shall be for at least 60 minutes. The visible emissions tests for the lime silo shall be conducted for the entire truck unloading operation. The minimum requirements for stack sampling and reporting shall be in accordance with F.A.C. Rule [17-2.700] <u>62-297</u> and 40 CFR 60, Appendix A. A stack drawing showing sampling locations for the MAC Filter Model 120 LST 100 baghouse shall be submitted to the Department at least 90 days prior to testing.]	Obsolete. Testing was performed and results submitted.
AO 06-208864 Specific Condition 6; Page 4 of 5	The maximum allowable emission rate for particulate matter for the lime silo is set by Specific Condition No. 2. Because of the expense and complexity of conducting a stack test on minor sources of particulate matter, the Department, pursuant to the authority granted under F.A.C. Rule [17-2.700(3)(d)] <u>62-297.340(3)(a)</u> , hereby waives the requirement for a stack test. The alternate standard set forth by this provision establishes a visible emission not to exceed an opacity of 5%.	No
AO 06-208864 Specific Condition 7; Page 4 of 5	Should the Department have any reason to believe the particulate emission standard is not being met for the lime silo, the Department may require that compliance with the particulate emission standards be demonstrated by testing in accordance with F.A.C. Rule [17-2.700] <u>62-297.400</u> .	No
AO 06-208864 Specific Condition 8; Page 4 of 5	No objectionable odors from this facility will be allowed.	No
AO 06-208864 Specific Condition 9; Page 4 of 5	The Broward County Office of Natural Resource Protection and the Southeast District Office of the DEP shall be given written notice 15 days prior to compliance testing.	No
AO 06-208864 Specific Condition 10; Page 4 of 5	All conveyor loading points, transfer points and all ash processing equipment shall be properly enclosed. The facility shall be operated by personnel properly trained for the equipment herein. The Department shall be notified in writing on how the facility will be staffed and trained.	No

EXHIBIT 4-3 -- OTHER APPLICABLE REQUIREMENTS*
WHEELABRATOR SOUTH BROWARD, INC.
FT. LAUDERDALE, FLORIDA

Applicable Requirement Citation	Applicable Requirements Description	Obsolete Condition
AO 06-208864 Specific Condition 11; Page 4 of 5	Reasonable precautions shall be taken during operation to prevent and control and generation of unconfined emissions of particulate matter in accordance with the provisions in F.A.C. Rule [17-2.610(3)] <u>62-296.320(4)(a)</u> .	No
AO 06-208864 Specific Condition 12; Page 4 of 5	The permittee shall comply with all applicable provisions of Florida Administrative Code Chapters [17-2 and 17-4] <u>62-2 and 62-4</u> .	No
AO 06-208864 Specific Condition 13; Page 5 of 5	The permittee shall be aware of and operate under the attached "General Permit Conditions #1 thru #14." General Permit Conditions are binding upon the permittee upon the permittee and enforceable pursuant to Chapter 403 of the Florida Statutes.	No

* Requested deletions (obsolete conditions and numbering changes of FDEP regulations) are denoted by brackets []. Requested additions are denoted by underlining.



ASH CONDITIONER ROOM
DUST CONTROL
FLOW DIAGRAM

EXHIBIT 5-1
WHEELABRATOR
SOUTH BROWARD



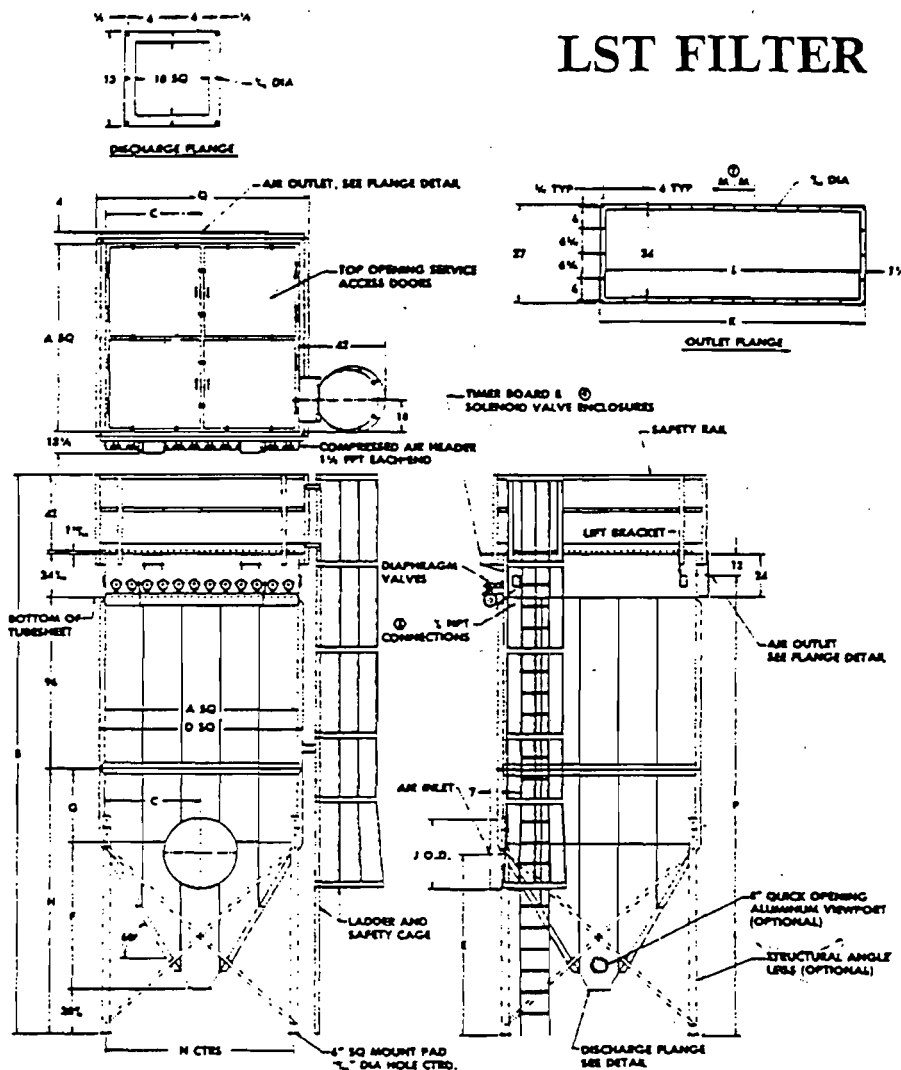
MAC

P.O. Box 205 • Seberth, Kansas 66534 • Toll Free 1-800-223-2191
or in Kansas Call Collect 913-284-2191
FAX 913-284-2665

SECTION **2**

**DATA SHEET
AIR VENT FILTERS**
Effective Date 12-1-87
Supersedes 12-1-86

LST FILTER



STANDARD SPECS. FOR MAC MODEL LST FILTERS

Materials of Construction
12 ga. reinforced carbon steel for 17" W.C.
Full welded exterior except reinforcing, skip welded interior

Arrangement

Header at 6:00
Air outlet at 12:00
Ladder & Safety Cage at 3:00
Air inlet at 6:00
Housing and hopper are rotatable in 90° increments except that ladder and inlet cannot be on same side

Major Components

Clean air plenum with hinged top doors and welded in tubsheet
One-Piece welded top plenum and baghouse assy.
Flanged air outlet
Removable internal air piping
6" compressed air header
Combination venturi and bag cage
Snap band 12 oz. singed polyester bags
1" diaphragm air valves for LST64 and LST81
1 1/2" diaphragm air valves for LST100 and LST144
Timer board enclosure NEMA 12
Top guard rail
Ladder and safety cage
Pressure differential gauge kit
60° hopper flanged to housing
Round inlet stub

Painting

Standard cleaning and metal preparation
Exterior and clean air plenum interior primed with one coat 32x29 gray primer
Exterior to have 1 finish coat, color to be specified
Standard colors are MAC Green, Blue or White


NOTES:

- All dimensions are in inches.
- Const. is 12 ga. HRCs reinforced. Filters stressed for 17" W.C.
- Filter cleaning mechanism requires clean, dry plant air at 90-100 PSIG. See schedule for SCFM cleaning air.
- Timer board and solenoid valve enclosure requires 110 V. 60 HZ. power supply. Model LST144 has two enclosures, each of which requires a power supply. NEMA 12 enclosure standard. NEMA 4 and NEMA 9 enclosures optional.
- Housing and hopper are installation rotatable in 90° increments.
- Top opening service doors open from center.
- XXLST81 outlet flange does not have center hole.
- 1/2" NPT must have pipe plug if differential pres. ga. is not used.

DIMENSIONS AND SPECIFICATIONS	MODEL											
	96LST64	120LST64	144LST64	96LST81	120LST81	144LST81	96LST100	120LST100	144LST100	96LST144	120LST144	144LST144
CLOTH AREA	845	1062	1280	1069	1345	1620	1320	1660	2000	1901	2390	2880
NO. OF BAGS	64	64	64	81	81	81	100	100	100	144	144	144
SCFM CLEANING AIR	10	10	10	10	10	10	21	21	21	42	42	42
A	70 1/2	70 1/2	70 1/2	79	79	79	87 1/2	87 1/2	87 1/2	104 1/2	104 1/2	104 1/2
B	262 1/2	286 1/2	310 1/2	270 1/2	294 1/2	318 1/2	277 1/2	301 1/2	325 1/2	292 1/2	316 1/2	340 1/2
C	35 1/2	35 1/2	35 1/2	39 1/2	39 1/2	39 1/2	43 1/2	43 1/2	43 1/2	52 1/2	52 1/2	52 1/2
D	76 1/2	76 1/2	76 1/2	85	85	85	93 1/2	93 1/2	93 1/2	110 1/2	110 1/2	110 1/2
E	82 1/2	82 1/2	82 1/2	87 1/2	87 1/2	87 1/2	92 1/2	92 1/2	92 1/2	104 1/2	104 1/2	104 1/2
F	52 1/2	52 1/2	52 1/2	60 1/2	60 1/2	60 1/2	67 1/2	67 1/2	67 1/2	82 1/2	82 1/2	82 1/2
G	18	42	66	18	42	66	18	42	66	18	42	66
H	99 1/2	123 1/2	147 1/2	106 1/2	130 1/2	154 1/2	113 1/2	137 1/2	161 1/2	128 1/2	152 1/2	176 1/2
J	26	26	26	30	30	30	34	34	34	40	40	40
K	35	35	35	43	43	43	51	51	51	73	73	73
L	32	32	32	40	40	40	48	48	48	70	70	70
M	4 1/2	4 1/2	4 1/2	2 1/2	2 1/2	2 1/2	6 1/2	6 1/2	6 1/2	5 1/2	5 1/2	5 1/2
N	68 1/2	68 1/2	68 1/2	77 1/2	77 1/2	77 1/2	85 1/2	85 1/2	85 1/2	102	102	102
P	207 1/2	231 1/2	255 1/2	214 1/2	238 1/2	262 1/2	221 1/2	245 1/2	269 1/2	236 1/2	260 1/2	284 1/2
Q	81 1/2	81 1/2	81 1/2	90 1/2	90 1/2	90 1/2	98 1/2	98 1/2	98 1/2	115 1/2	115 1/2	115 1/2
WEIGHT	4180	4460	4950	5030	5370	5980	5980	6370	7100	7450	7850	8750



PULSE JET FILTERS



Introduction

Mac Offers 5 Models of Small, Modular Pulse Jet Filters.

Each MAC Pulse Jet Filter is designed for a variety of applications and the product line, as a whole, will meet almost any requirement for pulse jet filters in our size range. MAC has 5 models of small, modular Pulse Jet Filters. They are "AVS" (Air-Vent Square), "AVR" (Air Vent Round), "ST" (Square-Top Bag Removal), "LST" (Large Square-Top Bag Removal) and "RT" (Round-Top Bag Removal). Larger Pulse Jet Filters are available in the RPT line. The "AVR" and "RT" filters can be furnished with an optional tangential pneumatic receiver section when used in conjunction with pneumatic conveying systems.

Rely on Our Engineers to Help You Select a Filter to Meet Your Particular Application.


All MAC Pulse Jet Filters will effectively filter such materials as grain, metallurgical fume, feed, coal, flour, cement, limestone, fly ash, sugar and a variety of chemical solids. The engineers at MAC will select the proper model, size and fabric for your particular application. With our experience of over 18 years in the manufacturing business, chances are good that we have successfully handled the majority of applications in the past.

The Filter Bags in All MAC Pulse Jet Models are Cleaned by Compressed Air.

The filters operate as follows. Dust laden air enters the unit and passes from the outside to the inside of the cage-supported tubular filter bags. The dust is retained on the exterior of the filter bag while the cleaned air flows upward through the bag and exits via the venturi at the top of the bag into the clean air plenum.

Bag Cleaning is Controlled by an Electric Timer — Controlling the Cleaning of Each Row of Bags.

Upon actuation by the timer, a large capacity diaphragm valve opens the header pipe above a row of bags for a duration of 20 to 40 milliseconds. Compressed air nozzles located in the header pipe above each venturi direct the air into the individual filter bags. As the compressed air enters the venturi, filtration is momentarily stopped. As the compressed air bubble travels down the length of the bag, the fabric and the dust are accelerated away from the cage. The bag reaches its elastic limit and its movement is halted while inertia causes the dust to continue to move and thus separates it from the bag surface. The dust is discharged at the base of the filter. All models feature no-moving-parts construction and operate with minimal maintenance. The timer is completely adjustable with regard to cycle and pulse duration to minimize compressed air usage.

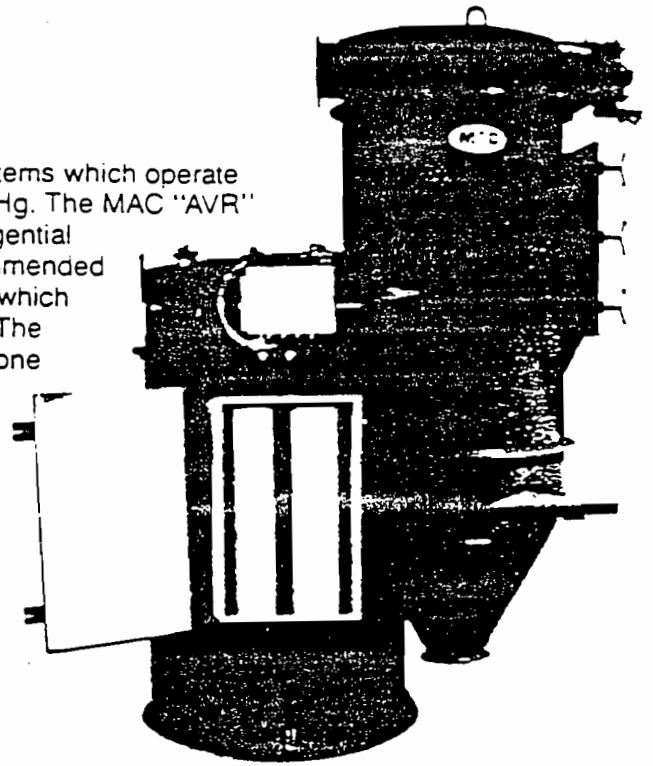


AVS

The "AVS" filter is suitable for systems where the operating static pressure ranges between -17" W.C. to +17" W.C. The "AVS" models contain up to 850 square feet of cloth and can handle up to 8500 CFM at a 10 to 1 air to cloth ratio.



AVR

The "AVR" filter is designed for those systems which operate at higher static pressure levels, up to 17" Hg. The MAC "AVR" filter can be supplied with an optional tangential pneumatic receiver. This receiver is recommended for heavy dust loads or for applications in which the filter is used as a pneumatic receiver. The tangential inlet together with an inner cyclone ring, protects the bags from wear by abrasive and high velocity particles.



RT, ST, and LST

The "ST", "LST", and "RT" models are similar to the "AVS" and "AVR" models but are designed for top bag removal. All have clean air plenums with hinged top doors for easy bag removal. The larger "RPT" models (not illustrated) are available with walk-in plenums.



Features

Diaphragm Valves

Furnished in ¾" and 1½" sizes. Designed for maximum shock wave cleaning.

Header

Provides surge capacity for the compressed air system.

Magnehelic Gauge


Monitors differential pressure across the filter bags allowing for an easy method of determining the operating condition.

Lifting lugs shop installed.

Timer Board


Reliable printed circuit board which provides the sequencing for cleaning the dust laden filter bags with compressed air. Features adjustable settings for increasing or decreasing the frequency or duration of the pulse.

Hinged Door with Captive Handles



Factory assembly and pre-wire—Factory wiring of the timer and solenoid valves minimizes installation cost and insures proper hook-up.

Options




Hi Entry Inlet

Used in air pollution control systems for light dust particles. The baffled hi entry inlet allows light dust particles to settle into the hopper without fighting an upward air velocity which would occur with conventional hopper entry inlets.


Pneumatic Receiver Section

Used with "AVR" and "RT" filters in pneumatic conveying systems. Features a tangential entry into the sidewall of the cone and an inner cyclone ring to protect the filter bags against direct wear from abrasive materials and high velocity particles.




Bottom Bag Removal


The AVR and AVS pulse jet filters have bottom cage and bag removal from the interior of the housing. This is economical and convenient for small filter units.



Step 1 The cage is inserted into the full length of the bag.




Step 2 The remainder of the bag is tucked into the cage, being careful not to leave any creases along the rim of the cage.



Step 3 The bag and cage are then slid onto the permanently attached bag cup.




Step 4 A positive seal is achieved by use of hose type clamps.




Step 5 The venturies pictured protect the top portion of the bag and assist in improving cleaning efficiency.

Top Bag Removal




Step 1 Entry into the dirty side of the filter is unnecessary.




Step 2 No tools are required.



Step 3 Snap band with high profile lip seals secure the bag to the tube sheet.



Step 4 The cage snaps into place by merely lowering it into the bag and pushing down.



Step 5 The header pipes are easily installed by sliding the indexed end into the bracket.



Step 6 The header pipes can only fit one way, thus insuring alignment of the blow nozzles.

Specifications and Dimensions

Filter Size	Sq. Ft. Cloth Area	Measurements			Discharge
		Housing Sq.	*Overall Ht.		
18AVS9 18ST9	22	26	51 53	6	
36AVS9 36ST9	44		69 71		
54AVS9 54ST9	67		87 89		
72AVS9 72ST9	89		105 107		
18AVS16 18ST16	39		34½		
36AVS16 36ST16	79	79			
54AVS16 54ST16	119	97			
72AVS16 72ST16	159	115			
96AVS16 96ST16	209	149 139			
18AVS25 18ST25	62	43 25	67 69	8	
36AVS25 36ST25	124	43 25	95 87		
54AVS25 54ST25	186	43 25	103 105		
72AVS25 72ST25	245	43 25	121 123		
96AVS25 96ST25	332	43 25	145 147		
36AVS36 36ST36	179	51½ 36	98 90	10	
54AVS36 54ST36	269	51½ 36	106 108		
72AVS36 72ST36	358	51½ 36	124 126		
96AVS36 96ST36	478	51½ 36	148 150		
36AVS64 54AVS64 72AVS64	318 478 636	68½	103 121 138		
96AVS64 96LST64	850		163 193¾		
120LST64	1062		217¾		
144LST64	1280	241¾	79		
96LST81	1069	203¼			
120LST81	1345	227¼			
144LST81	1620	251¼			
96LST100	1320	208¼			
120LST100	1660	232¼	87½		
144LST100	2000	256¼			
96LST144	1901	222¼			
120LST144	2390	246¼			
144LST144	2880	270¼			

Filter Size	Sq. Ft. Cloth Area	Measurements			Discharge
		Housing Sq.	*Overall Ht.		
18AVR7 18RT7	17	28	56 ⁹ / ₁₆ 55 ¹ / ₂		
36AVR7 36RT7	34		74 ⁹ / ₁₆ 73 ¹ / ₂		
54AVR7 54RT7	52		92 ⁹ / ₁₆ 91 ¹ / ₂		
72AVR7 72RT7	69		110 ⁹ / ₁₆ 109 ¹ / ₂		
18AVR14 18RT14	34		40		
36AVR14 36RT14	69	84 ⁹ / ₁₆ 83 ¹ / ₂			
54AVR14 54RT14	104	102 ⁹ / ₁₆ 101 ¹ / ₂			
72AVR14 72RT14	139	120 ⁹ / ₁₆ 119 ¹ / ₂			
96AVR14 96RT14	185	144 ⁹ / ₁₆ 143 ¹ / ₂			
36AVR21 36RT21	104	47	90 ⁹ / ₁₆ 89 ¹ / ₂		
54AVR21 54RT21	156		108 ⁹ / ₁₆ 107 ¹ / ₂		
72AVR21 72RT21	209		126 ⁹ / ₁₆ 125 ¹ / ₂		
96AVR21 96RT21	278		150 ⁹ / ₁₆ 149 ¹ / ₂		
54AVR32 54RT32	239		60		
72AVR32 72RT32	318	134 ³ / ₈ 133 ¹ / ₂			
96AVR32 96RT32	425	158 ³ / ₈ 157 ¹ / ₂			
54AVR39 54RT39	291 388	66		121 ⁹ / ₁₆ 139 ⁹ / ₁₆	
96AVR39 72AVR52	518			163 ⁹ / ₁₆ 145	
96AVR52	690		169		
72AVR62	617		155 ⁹ / ₁₆		
96AVR62	823		179 ⁹ / ₁₆		
72AVR80	797	93	163 ⁹ / ₁₆	10	
96AVR80	1062		187 ⁹ / ₁₆		

*This dimension is a function of the discharge dimension.

AVR and RT Pneumatic Receiver applications —
Height of Receiver Section will vary depending on application and line size.




MCF Controlled Fire Filter



The MAC Controlled Fire Filter is the most advanced medium pressure air filter on the market today. The MAC MCF Filters take less horsepower to operate, offer efficient, controlled bag cleaning, require minimal maintenance, and meet the market demand for increased capacities. Patent No. 4,655,799.

Fans

MAC has a complete line of Backward Inclined, High Static, Straight Bladed, and Material Handling Fans for your air handling requirements available in Arrangements 1, 4, and 9.




Contact MAC for your complete line of pneumatic conveying systems and components. Ask about our turnkey services available. We also offer MAC Pneumatic Service Center for quick service on new equipment or replacement parts for your pneumatic conveying system.

Airlocks

Pictured is the MAC Heavy Duty Airlock. Our line of Heavy Duty Airlocks are used in a variety of industries.

MAC also manufactures a complete line of High Efficiency Airlocks, No Shear Airlocks, and Light Duty Airlocks for your pneumatic conveying needs plus a complete line of airlock accessories.



Mac Equipment, Inc.
P.O. Box 205
Sabetha, Kansas 66534
Call Toll Free 1-800-223-2191
or In KS Call Collect (913) 284-2191
FAX (913) 284-3565
P/JF/6/89

RPT Pulse Jet Filter

MAC also offers large pulse jet filters. Pictured is a large RPT (reverse pulse top bag removal) operated by compressed air. The RPT filter is designed to operate at a pressure or vacuum of up to 20" of water.




EXHIBIT 5-3 -- OTHER APPLICABLE REQUIREMENTS*
WHEELABRATOR SOUTH BROWARD, INC.
FT. LAUDERDALE, FLORIDA

Applicable Requirement Citation	Applicable Requirements Description	Obsolete Condition
AO 06-208864 General Condition 1; Page 2 of 5	The terms, conditions, requirements, limitations, and restrictions set forth in this permit, are "permit conditions" and are binding and enforceable pursuant to Sections 403.141, 403.727, or 403.859 through 403.861, F.S. The permittee is placed on notice that the Department will review this permit periodically and may initiate enforcement action for any violation of these conditions.	No
AO 06-208864 General Condition 2; Page 2 of 5	This permit is valid only for the specific processes and operations applied for and indicated in the approved drawings or exhibits. Any unauthorized deviation from the approved drawings, exhibits, specifications, or conditions of this permit may constitute grounds for revocation and enforcement action by the Department.	No
AO 06-208864 General Condition 3; Page 2 of 5	As provided in subsections 403.087(6) and 403.722(5), F.S., the issuance of this permit does not convey any vested rights or any exclusive privileges. Neither does it authorize any injury to public or private property or any invasion of personal rights, nor any infringement of federal, state, or local laws or regulations. This permit is not a waiver of or approval of any other Department permit that may be required for other aspects of the total project which are not addressed in the permit.	No
AO 06-208864 General Condition 4; Page 2 of 5	This permit conveys no title to land or water, does not constitute State recognition or acknowledgment of title, and does not constitute authority for the use of submerged lands unless herein provided and the necessary title or leasehold interests have been obtained from the State. Only the Trustees of the Internal Improvement Trust Fund may express State opinion as to title.	No
AO 06-208864 General Condition 5; Page 2 of 5	This permit does not relieve the permittee from liability for harm or injury to human health or welfare, animal, or plant life, or property caused by the construction or operation of this permitted source, or from penalties therefore; nor does it allow the permittee to cause pollution in contravention of Florida Statutes and Department rules, unless specifically authorized by an order from the Department.	No
AO 06-208864 General Condition 6; Page 2 of 5	The permittee shall properly operate and maintain the facility and systems of treatment and control (and related appurtenances) that are installed or used by the permittee to achieve compliance with the conditions of this permit, as required by Department rules. This provision includes the operation of backup or auxiliary facilities or similar systems when necessary to achieve compliance with the conditions of the permit and when required by Department rules.	No

EXHIBIT 5-3 -- OTHER APPLICABLE REQUIREMENTS*
WHEELABRATOR SOUTH BROWARD, INC.
FT. LAUDERDALE, FLORIDA

Applicable Requirement Citation	Applicable Requirements Description	Obsolete Condition
AO 06-208864 General Condition 7; Page 2 of 5	<p>The permittee, by accepting this permit, specifically agrees to allow authorized Department personnel, upon presentation of credentials or other documents as may be required by law and at reasonable times, access to the premises where the permitted activity is located or conducted to:</p> <ul style="list-style-type: none"> (a) Have access to and copy any records that must be kept under the conditions of the permit; (b) Inspect the facility, equipment, practices, or operations regulated or required under this permit; and (c) Sample or monitor any substances or parameters at any location reasonably necessary to assure compliance with this permit or Department rules. <p>Reasonable time may depend on the nature of the concern being investigated.</p>	No
*AO 06-208864 General Condition 8; Page 2 of 5	<p>If, for any reason, the permittee does not comply with or will be unable to comply with any condition or limitation specified in the permit, the permittee shall immediately notify and provide the Department with the following information:</p> <ul style="list-style-type: none"> (a) A description of and cause of noncompliance; and (b) The period of noncompliance, including exact dates and times; or, if not corrected, the anticipated time the noncompliance is expected to continue, and steps being taken to reduce, eliminate, and prevent recurrence of the noncompliance. the permittee shall be responsible for any and all damages which may result and may be subject to enforcement action by the Department for penalties or for revocation of this permit. 	No
AO 06-208864 General Condition 9; Page 3 of 5	<p>In accepting this permit, the permittee understands and agrees that all records, notes, monitoring data and other information relating to the construction or operation of this permitted source which are submitted to the Department, may be used by the Department as evidence in any enforcement case involving the permitted source arising under the Florida Statutes or Departmental rules, except where such use is prescribed by Section 403.111 and 403.73, F.S. Such evidence shall only be used to the extent it is consistent with the Florida Rules of Civil Procedure and appropriate evidentiary rules.</p>	No
AO 06-208864 General Condition 10; Page 3 of 5	<p>The permittee agrees to comply with changes in Department rules and Florida Statutes after a reasonable time for compliance; provided, however, the permittee does not waive any other rights granted by Florida Statutes or Department rules.</p>	No

**EXHIBIT 5-3 -- OTHER APPLICABLE REQUIREMENTS*
WHEELABRATOR SOUTH BROWARD, INC.
FT. LAUDERDALE, FLORIDA**

Applicable Requirement Citation	Applicable Requirements Description	Obsolete Condition
AO 06-208864 General Condition 11; Page 3 of 5	This permit is transferable only upon Department approval in accordance with Rule [17-4.120] 62-4.120 and [17-30.300 (repealed)] F.A.C., as applicable. The permittee shall be liable for any noncompliance of the permitted activity until the transfer is approved by the Department.	No
AO 06-208864 General Condition 12; Page 3 of 5	This permit or a copy thereof shall be kept at the work site of the permitted activity.	No
AO 06-208864 General Condition 13; Page 3 of 5	<p>The permittee shall comply with the following:</p> <p>(a) Upon request, the permittee shall furnish all records and plans required under Department rules. During enforcement actions, the retention period for all records will be extended automatically, unless otherwise stipulated by the Department.</p> <p>(b) The permittee shall hold at the facility or other location designated by this permit, records of all monitoring information (including all calibration and maintenance records and all original strip chart recordings for continuous monitoring instrumentation) required by the permit, copies of all reports required by this permit, and records of all data used to complete the application for this permit. These materials shall be retained at least three years from the date of the sample, measurement, report or application unless otherwise specified by Department rule.</p> <p>(c) Records of monitoring information shall include:</p> <ul style="list-style-type: none"> - the date, exact place, and time of sampling or measurement; - the person responsible for performing the sampling or measurements; - the date(s) analyses were performed; - the person responsible for performing the analyses; - the analytical techniques or methods used; and - the results of such analyses. 	No
AO 06-208864 General Condition 14; Page 3 of 5	When requested by the Department, the permittee shall within a reasonable time furnish any information required by law which is needed to determine compliance with the permit. If the permittee becomes aware the relevant facts were not submitted or were incorrect in the permit application or in any report to the Department, such facts or information shall be submitted or corrected promptly.	No

**EXHIBIT 5-3 -- OTHER APPLICABLE REQUIREMENTS*
WHEELABRATOR SOUTH BROWARD, INC.
FT. LAUDERDALE, FLORIDA**

Applicable Requirement Citation	Applicable Requirements Description	Obsolete Condition
AO 06-208864 Specific Condition 1; Page 4 of 5	Wheelabrator South Broward, Inc.'s fly ash handling system and the lime silo shall be allowed to operate continuously (i.e. 8,760 hrs./yr.).	No
AO 06-208864 Specific Condition 5; Page 4 of 5	[Compliance with the particulate and visible emissions test shall be determined within 90 days of completion of construction and initial operation using EPA Methods 1, 2, 3, 4, 5 and 9 contained in F.A.C. Rule [17-2.700] <u>62-297.400</u> . The visible emissions test for the fly ash handling system shall be conducted along with the particulate tests and shall be for at least 60 minutes. The visible emissions tests for the lime silo shall be conducted for the entire truck unloading operation. The minimum requirements for stack sampling and reporting shall be in accordance with F.A.C. Rule [17-2.700] <u>62-297</u> and 40 CFR 60, Appendix A. A stack drawing showing sampling locations for the MAC Filter Model 120 LST 100 baghouse shall be submitted to the Department at least 90 days prior to testing.]	Obsolete. Testing was performed and results submitted.
AO 06-208864 Specific Condition 8; Page 4 of 5	No objectionable odors from this facility will be allowed.	No
AO 06-208864 Specific Condition 9; Page 4 of 5	The Broward County Office of Natural Resource Protection and the Southeast District Office of the DEP shall be given written notice 15 days prior to compliance testing.	No
AO 06-208864 Specific Condition 10; Page 4 of 5	All conveyor loading points, transfer points and all ash processing equipment shall be properly enclosed. The facility shall be operated by personnel properly trained for the equipment herein. The Department shall be notified in writing on how the facility will be staffed and trained.	No
AO 06-208864 Specific Condition 11; Page 4 of 5	Reasonable precautions shall be taken during operation to prevent and control and generation of unconfined emissions of particulate matter in accordance with the provisions in F.A.C. Rule [17-2.610(3)] <u>62-296.320(4)(a)</u> .	No
AO 06-208864 Specific Condition 12; Page 4 of 5	The permittee shall comply with all applicable provisions of Florida Administrative Code Chapters [17-2 and 17-4] <u>62-2 and 62-4</u> .	No

EXHIBIT 5-3 -- OTHER APPLICABLE REQUIREMENTS*
WHEELABRATOR SOUTH BROWARD, INC.
FT. LAUDERDALE, FLORIDA

Applicable Requirement Citation	Applicable Requirements Description	Obsolete Condition
AO 06-208864 Specific Condition 13; Page 5 of 5	The permittee shall be aware of and operate under the attached "General Permit Conditions #1 thru #14." General Permit Conditions are binding upon the permittee upon the permittee and enforceable pursuant to Chapter 403 of the Florida Statutes.	No

* Requested deletions (obsolete conditions and numbering changes of FDEP regulations) are denoted by brackets []. Requested additions are denoted by underlining.