

**FLORIDA ROCK INDUSTRIES INC**

CEMENT GROUP / 4000 N.W. CR 235 / P.O. Box 459 / Newberry, FL 32669 / (352) 472-4722

**RECEIVED**

JUN 13 2005



BUREAU OF AIR REGULATION JUN 13, 2005

Ms. Trina Vielhauer,  
Bureau Chief  
Bureau of Air Regulation  
Department of Environmental Protection  
2600 Blair Stone Road, MS #5505  
Tallahassee, FL 32399-2400

RE: Application dated May 5, 2005, to allow use of petroleum coke and flyash as fuels;  
Facility 0010087, Permit Nos. 0010087-009-AV and 0010087-012-AC  
Florida Rock Industries, Inc.—Thompson S. Baker Cement Plant

Dear Ms. Vielhauer:

Thank you for meeting with us today to discuss our application to allow use of petroleum coke and flyash as fuels. We also appreciate the site visit made several weeks ago by Al Linero, Cindy Mulkey, and Scott Sheplak to learn about our operations and permit application.

This letter and the attached data are to support the application identified above. During their visit, Al and Cindy explained their concerns that use of petroleum coke and flyash as fuels could cause certain pollutants to increase beyond the "significant emission rate" criteria of Rule 62.212-400, F.A.C., Prevention of Significant Deterioration. Because the kiln system's emission rates are moderate, the difference between past actual emission rates and present allowable rates (assumed to be future potential rates) exceeds the criteria of the PSD rule.

Because a trial use of the proposed fuels was authorized by FDEP for February, March, and April, 2005, we were able to observe their effects upon emissions, operations, and product quality. A report of emissions was prepared by Koogler and Associates and submitted in May, 2005. Also, a Report of Results of the trial was prepared by Florida Rock Industries, Inc., and submitted in June, 2005. This letter and the attached data are made to answer the specific questions of PSD applicability regarding particulate matter, sulfur dioxide, nitrogen oxides, carbon monoxide, and volatile organic compounds.

Attachment 1, Comparison of Past Actual to Future Potential Emissions, shows the actual emissions from 2003 and 2004 against the potential future emissions based upon emission rates seen during the fuel trial. Stack-gas tests done during the trial by Koogler and Associates indicated that particulate-matter emissions averaged 0.022 lb/ton of feed (3.66 lb/hr) and carbon monoxide emissions averaged 1.47 lb/ton (249 lb/hr). SO<sub>2</sub>, NO<sub>x</sub>, and THC were measured by in-stack, continuous-emission monitors. For the period that petroleum coke and/or flyash were

used, emission rates averaged 0.19 lb/hr for SO<sub>2</sub>, 177.58 lb/hr for NO<sub>x</sub>, and 7.89 lb/hr for THC. These rates were multiplied by the kiln operating hours or kiln feed for 2003 and 2004, then averaged. The average results, compared with the average emissions of the previous two years, indicated that annual SO<sub>2</sub>, NO<sub>x</sub>, and THC would decrease and that carbon monoxide might go up by 19 tons—much less than the 100 tons considered significant by the PSD rule. PM-10 emissions were not specifically tested. However, it is assumed that PM-10 rates would be no more likely to increase than total particulate matter. Also, PM emissions from the clinker cooler were not required to be measured as part of the fuel-use trial's permit. (Because (1) fuel is burned in the kiln and calciner only, (2) fuel ash is incorporated into the molten mix in the kiln, and (3) air is drafted into the kiln from the clinker cooler, it is unlikely that the cooler's emissions would be affected by the use of petroleum coke and/or flyash as fuels.)

Attachment 2 holds a data disk with the emission and petroleum-coke/flyash data for the trial period. Also, the data disk includes about 30-days worth of NO<sub>x</sub>, SO<sub>2</sub>, and THC emission rates prior to and following the period when the proposed fuels were used. Keys to the data files are included.

The type and composition of feed used before, during, and after the use of petroleum coke and flyash were not recorded as part of the trial data. Because the flyash added as fuel was so minor, the ash fraction of the feed was not significantly adjusted. The only change to feed chemistry was to increase the soda-feldspar fraction to maintain the sulfur-to-alkali ratio necessary to tie additional fuel sulfur into the clinker.


Attachment 3 provides a hardcopy of the file "Trial Emission Data" from which the CEMS emission rates used in Attachment 1 were averaged.

Attachment 4 includes several pages from the application including RO and PE certifications, because new information is provided with this letter.

There is no indication that the use of petroleum coke and flyash as fuels will cause significant increases in short-term or annual emissions of regulated pollutants. Any increase would be demand-related. We wish to emphasize that no production increase would occur as a result of the use of the proposed fuels, and there is no "de-bottlenecking" of the process. Any deviation in kiln-feed chemistry or clinker chemistry would be adjusted with minor additives already approved and in use.

If you have any questions, please call me at 352-472-4722, ext. 121.

Sincerely,  
FLORIDA ROCK INDUSTRIES, INC.



Chris Horner  
Plant Manager

# ATTACHMENT 1

## Comparison of Past Actual to Future Potential Emissions

| Pollutant       | Permitted Maximum Emissions |                |      | Actual Emissions      |                       |             | Petroleum Coke/Flyash Trial Emission Rates |                                 |                       | Change from Past Actual to Future Potential |          |             | SER |
|-----------------|-----------------------------|----------------|------|-----------------------|-----------------------|-------------|--|---------------------------------|-----------------------|---|----------|-------------|-----|
|                 | lb/ton of clinker           | lb/ton of feed | tpy  | 2003 tpy <sup>1</sup> | 2004 tpy <sup>2</sup> | Average tpy | Test <sup>3</sup> average lb/ton feed      | CEMS <sup>4</sup> average lb/hr | Annual equivalent tpy | 2003 tpy                                    | 2004 tpy | Average tpy |     |
| PM (kiln)       | 0.23                        | 0.14           | 94   | 12.25                 | 16.71                 | 14.48       | 0.022                                      |                                 | 13.54                 | 1.29  | -3.17    | -0.94       | 25  |
| PM-10 (kiln)    | 0.2                         | 0.12           | 80   |                       |                       |             | <i>not tested</i>                          |                                 |                       |   |          |             | 15  |
| PM (cooler)     | 0.14                        | 0.08           | 56   | 3.04                  | 13.41                 | 8.22        | <i>not tested</i>                          |                                 |                       |   |          |             | 25  |
| PM-10 (cooler)  | 0.12                        | 0.07           | 47   |                       |                       |             | <i>not tested</i>                          |                                 |                       |   |          |             | 15  |
| SO <sub>2</sub> | 0.16                        | 0.1            | 64   | 2.38                  | 7.15                  | 4.76        |  | 0.19                            | 0.72                  | -1.66                                       | -6.43    | -4.04       | 40  |
| NO <sub>x</sub> | 2.45                        | 1.5            | 980  | 758.03                | 658.55                | 708.29      |  | 177.58                          | 674.80                | -83.23                                      | 16.25    | -33.49      | 40  |
| SAM             | 0.0025                      | 0.0016         | 1    | 0.62                  | 0.60                  | 0.61        | <i>not tested</i>                          |                                 |                       |   |          |             | 7   |
| CO              | 2.5                         | 1.55           | 1000 | 857.41                | 912.48                | 884.95      | 1.47                                       |                                 | 904.39                | 46.98                                       | -8.09    | 19.45       | 100 |
| VOC             | 0.11                        | 0.075          | 43   | 30.26                 | 34.92                 | 32.59       |  | 7.89                            | 29.98                 | -0.28                                       | -4.94    | -2.61       | 40  |

|                  | 2003    | 2004    | Average |
|------------------|---------|---------|---------|
| Operating hours: | 7690    | 7510    | 7600    |
| Tons clinker:    | 751817  | 713025  | 732421  |
| Tons Feed:       | 1263053 | 1197882 | 1230467 |

<sup>1</sup> 2003 Annual Operating Report

<sup>2</sup> 2004 Annual Operating Report

<sup>3</sup> Emission Test Report-April 2005, Koogler & Associates

<sup>4</sup> Average of hourly emission rates determined by CEMS over fuel-trial period

## ATTACHMENT 2

Kiln Stack Flow Data

Report Printed 06/09/2005

# Key 1

- File name: ALL DATA (January 14 - May 21, 2005)  
 Data: Kiln production (1-hr avg.), kiln/RM SO<sub>2</sub>, NO<sub>x</sub>, & THC emissions (1-hr avg. and per-ton clinker avg.), flyash & petroleum coke fueling rates (1-hr avg.), and proportions of each fuel used per hour between January 14 and May 21, 2005.
- yellow-shaded: Data to be excluded from consideration because kiln production was stopped (MNR) or CEMS self-calibration check showed inaccuracy (OC)
  - teal-shaded: Data for period when heat input from petroleum coke was 1-15% of total heat input.
  - purple-shaded: Data for period when heat input from petroleum coke was 15-31% of total heat input.
  - blue-shaded: Data for period when flyash was used.

| Date/Time         | Clinker ProdRat<br>1 hour<br>tons/hr<br>avg | Preheater DryFeedRat<br>1 hour<br>tons/hr<br>avg | Kiln SO <sub>2</sub><br>1 hour<br>#/hr<br>avg | Kiln NO <sub>x</sub><br>1 hour<br>#/hr<br>avg | Kiln THC<br>1 hour<br>lbs/hr<br>avg | Kiln NO <sub>x</sub><br>1 hour<br>#/Cli T<br>avg | Kiln SO <sub>2</sub><br>1 hour<br>#/Cli-T<br>avg | Kiln THC<br>1 hour<br>#/Cli-T<br>avg | FlyAsh Feed Rate<br>tons/hr<br>avg | Petroleum Coke Feed Rate<br>tons/hr<br>avg | Proportion of Heat Input From Each Fuel |          |            |         |
|-------------------|---|--|---|---|-------------------------------------|--|--|--------------------------------------|------------------------------------|--|---|----------|------------|---------|
|                   |   |  |   |   |                                     |  |  |                                      |                                    |  | Coal %                                  | FlyAsh % | Pet-Coke % | Tires % |
| 1/14/2005 0:00:01 | 87.9  | 147.7  | 0.23  | 213.4   | 7.0                                 | 2.4  | 0.00   | 0.08                                 |                                    |  |   |          |            |         |
| 1/14/2005 1:00:01 | 88.1  | 148.0  | 0.25  | 253.7   | 6.4                                 | 2.9  | 0.00   | 0.07                                 |                                    |  |   |          |            |         |
| 1/14/2005 2:00:01 | 88.9  | 149.4  | 0.55  | 234.4   | 6.7                                 | 2.6  | 0.01   | 0.08                                 |                                    |  |   |          |            |         |
| 1/14/2005 3:00:01 | 89.6  | 150.5  | 0.45  | 217.5   | 6.2                                 | 2.4  | 0.01   | 0.07                                 |                                    |  |   |          |            |         |
| 1/14/2005 4:00:01 | 89.1  | 149.7  | 0.23  | 216.9   | 6.1                                 | 2.4  | 0.00   | 0.07                                 |                                    |  |   |          |            |         |
| 1/14/2005 5:00:01 | 89.1  | 149.7  | 0.14  | 234.4   | 6.3                                 | 2.6  | 0.00   | 0.07                                 |                                    |  |   |          |            |         |
| 1/14/2005 6:00:01 | 89.9  | 151.0  | 0.15  | 277.0   | 6.2                                 | 3.1  | 0.00   | 0.07                                 |                                    |  |   |          |            |         |
| 1/14/2005 7:00:01 | 92.0  | 154.6  | 0.44  | 276.5   | 6.3                                 | 3.0  | 0.00   | 0.07                                 |                                    |  |   |          |            |         |
| 1/14/2005 8:00:01 | 92.4  | 155.2  | 0.36  | 289.9   | 6.1                                 | 3.1  | 0.00   | 0.07                                 |                                    |  |   |          |            |         |
| 1/14/2005 9:00:01 | 93.3  | 156.7  | 0.30  | 285.2   | 6.3                                 | 3.1  | 0.00   | 0.07                                 |                                    |  |   |          |            |         |
| 1/14/2005 10:00:0 | 93.3  | 156.7  | 0.15  | 298.8   | 6.5                                 | 3.2  | 0.00   | 0.07                                 |                                    |  |   |          |            |         |
| 1/14/2005 11:00:0 | 93.3  | 156.7  | 0.07  | 263.3   | 6.5                                 | 2.8  | 0.00   | 0.07                                 |                                    |  |   |          |            |         |
| 1/14/2005 12:00:0 | 93.3  | 156.7  | 0.05  | 235.7   | 6.2                                 | 2.5  | 0.00   | 0.07                                 |                                    |  |   |          |            |         |
| 1/14/2005 13:00:0 | 86.7  | 145.7  | 0.03  | 170.0   | 7.6                                 | 2.0  | 0.00   | 0.09                                 |                                    |  |   |          |            |         |
| 1/14/2005 14:00:0 | 88.6  | 148.8  | 0.02  | 224.7   | 7.8                                 | 2.5  | 0.00   | 0.09                                 |                                    |  |   |          |            |         |
| 1/14/2005 15:00:0 | 91.7  | 154.1  | 0.02  | 259.2   | 6.5                                 | 2.8  | 0.00   | 0.07                                 |                                    |  |   |          |            |         |
| 1/14/2005 16:00:0 | 95.6  | 160.6  | 0.08  | 245.7   | 7.6                                 | 2.6  | 0.00   | 0.08                                 |                                    |  |   |          |            |         |

# Key 2

File name: Pre-Trial Emission Data

Data: Kiln production (1-hr avg.), kiln/RM SO<sub>2</sub>, NO<sub>x</sub>, & THC emissions (1-hr avg. and per-ton clinker avg.), flyash & petroleum coke fueling rates (1-hr avg.), and proportions of each fuel used per hour between January 14 and February 14, 2005.

| Date/Time          | Clinker<br>ProdRat<br>1 hour<br>tons/hr<br>avg | Preheater<br>DryFeedRat<br>1 hour<br>tons/hr<br>avg | Kiln<br>SO <sub>2</sub><br>1 hour<br>#/hr<br>avg | Kiln<br>NO <sub>x</sub><br>1 hour<br>#/hr<br>avg | Kiln<br>THC<br>1 hour<br>lbs/hr<br>avg | Kiln<br>NO <sub>x</sub><br>1 hour<br>#/Cli T<br>avg | Kiln<br>SO <sub>2</sub><br>1 hour<br>#/Cli-T<br>avg | Kiln<br>THC<br>1 hour<br>#/Cli-T<br>avg | FlyAsh<br>Feed<br>Rate<br>tons/hr<br>avg | Petroleum<br>Coke<br>Feed Rate<br>tons/hr<br>avg | Proportion of Heat Input From Each Fuel |             |               |            |
|--------------------|--|---|--|--|--|---|---|---|--|--|---|-------------|---------------|------------|
|                    |  |   |  |  |  |   |   |   |  |  | Coal<br>%                               | FlyAsh<br>% | Pet-Coke<br>% | Tires<br>% |
| 1/14/2005 0:00:01  | 87.9   | 147.7   | 0.23   | 213.4  | 7.0                                    | 2.4   | 0.00  | 0.08                                    |  |  |   |             |               |            |
| 1/14/2005 1:00:01  | 88.1   | 148.0   | 0.25   | 253.7  | 6.4                                    | 2.9   | 0.00  | 0.07                                    |  |  |   |             |               |            |
| 1/14/2005 2:00:01  | 88.9   | 149.4   | 0.55   | 234.4  | 6.7                                    | 2.6   | 0.01  | 0.08                                    |  |  |   |             |               |            |
| 1/14/2005 3:00:01  | 89.6   | 150.5   | 0.45   | 217.5  | 6.2                                    | 2.4   | 0.01  | 0.07                                    |  |  |   |             |               |            |
| 1/14/2005 4:00:01  | 89.1   | 149.7   | 0.23   | 216.9  | 6.1                                    | 2.4   | 0.00  | 0.07                                    |  |  |   |             |               |            |
| 1/14/2005 5:00:01  | 89.1   | 149.7   | 0.14   | 234.4  | 6.3                                    | 2.6   | 0.00  | 0.07                                    |  |  |   |             |               |            |
| 1/14/2005 6:00:01  | 89.9   | 151.0   | 0.15   | 277.0  | 6.2                                    | 3.1   | 0.00  | 0.07                                    |  |  |   |             |               |            |
| 1/14/2005 7:00:01  | 92.0   | 154.6   | 0.44   | 276.5  | 6.3                                    | 3.0   | 0.00  | 0.07                                    |  |  |   |             |               |            |
| 1/14/2005 8:00:01  | 92.4   | 155.2   | 0.36   | 289.9  | 6.1                                    | 3.1   | 0.00  | 0.07                                    |  |  |   |             |               |            |
| 1/14/2005 9:00:01  | 93.3   | 156.7   | 0.30   | 285.2  | 6.3                                    | 3.1   | 0.00  | 0.07                                    |  |  |   |             |               |            |
| 1/14/2005 10:00:01 | 93.3   | 156.7   | 0.15   | 298.8  | 6.5                                    | 3.2   | 0.00  | 0.07                                    |  |  |   |             |               |            |
| 1/14/2005 11:00:01 | 93.3   | 156.7   | 0.07   | 263.3  | 6.5                                    | 2.8   | 0.00  | 0.07                                    |  |  |   |             |               |            |
| 1/14/2005 12:00:01 | 93.3   | 156.7   | 0.05   | 235.7  | 6.2                                    | 2.5   | 0.00  | 0.07                                    |  |  |   |             |               |            |
| 1/14/2005 13:00:01 | 86.7   | 145.7   | 0.03   | 170.0  | 7.6                                    | 2.0   | 0.00  | 0.09                                    |  |  |   |             |               |            |
| 1/14/2005 14:00:01 | 88.6   | 148.8   | 0.02   | 224.7  | 7.8                                    | 2.5   | 0.00  | 0.09                                    |  |  |   |             |               |            |
| 1/14/2005 15:00:01 | 91.7   | 154.1   | 0.02   | 259.2  | 6.5                                    | 2.8   | 0.00  | 0.07                                    |  |  |   |             |               |            |
| 1/14/2005 16:00:01 | 95.6   | 160.6   | 0.08   | 245.7  | 7.6                                    | 2.6   | 0.00  | 0.08                                    |  |  |   |             |               |            |
| 1/14/2005 17:00:01 | 92.7   | 155.7   | 0.19   | 270.3  | 9.4                                    | 2.9   | 0.00  | 0.10                                    |  |  |   |             |               |            |
| 1/14/2005 18:00:01 | 98.1   | 164.8   | 0.20   | 251.1  | 9.0                                    | 2.6   | 0.00  | 0.09                                    |  |  |   |             |               |            |
| 1/14/2005 19:00:01 | 97.9   | 164.5   | 0.11   | 289.2  | 6.9                                    | 3.0   | 0.00  | 0.07                                    |  |  |   |             |               |            |
| 1/14/2005 20:00:01 | 98.1   | 164.8   | 0.04   | 253.1  | 6.7                                    | 2.6   | 0.00  | 0.07                                    |  |  |   |             |               |            |
| 1/14/2005 21:00:01 | 98.1   | 164.8   | 0.06   | 250.0  | 7.2                                    | 2.5   | 0.00  | 0.07                                    |  |  |   |             |               |            |
| 1/14/2005 22:00:01 | 98.1   | 164.8   | 0.18   | 257.2  | 8.1                                    | 2.6   | 0.00  | 0.08                                    |  |  |   |             |               |            |
| 1/14/2005 23:00:01 | 98.1   | 164.8   | 0.08   | 236.3  | 9.2                                    | 2.4   | 0.00  | 0.09                                    |  |  |   |             |               |            |

# Key 3

File name: Trial Emission Data

Data: Kiln production (1-hr avg.), kiln/RM SO2, NOx, & THC emissions (1-hr avg. and per-ton clinker avg.), flyash & petroleum coke fueling rates (1-hr avg.), and proportions of each fuel used per hour between February 16 and April 12, 2005, **excluding MNR and OC data periods**.

teal-shaded: Data for period when heat input from petroleum coke was 1-15% of total heat input.

purple-shaded: Data for period when heat input from petroleum coke was 15-31% of total heat input.

blue-shaded: Data for period when flyash was used.

| Date/Time        | Clinker<br>ProdRat<br>1 hour<br>tons/hr<br>avg | Preheater<br>DryFeedRat<br>1 hour<br>tons/hr<br>avg | Kiln<br>SO2<br>1 hour<br>#/hr<br>avg | Kiln<br>NOx<br>1 hour<br>#/hr<br>avg | Kiln<br>THC<br>1 hour<br>lbs/hr<br>avg | Kiln<br>NOx<br>1 hour<br>#/Cli T<br>avg | Kiln<br>SO2<br>1 hour<br>#/Cli-T<br>avg | Kiln<br>THC<br>1 hour<br>#/Cli-T<br>avg | FlyAsh<br>Feed<br>Rate<br>tons/hr<br>avg | Petroleum<br>Coke<br>Feed Rate<br>tons/hr<br>avg | Proportion of Heat Input From Each Fuel |             |               |            |
|------------------|--|---|--------------------------------------|--------------------------------------|--|---|---|---|--|--|---|-------------|---------------|------------|
|                  |  |   |                                      |                                      |  |   |   |   |  |  | Coal<br>%                               | FlyAsh<br>% | Pet-Coke<br>% | Tires<br>% |
| 2/16/2005 13:00: | 104.0  | 174.7   | 0.00                                 | 227.3                                | 7.1                                    | 2.2                                     | 0.00                                    | 0.07                                    |  | 0.6  | 88.2                                    | 0.0         | 5.5           | 6.3        |
| 2/16/2005 14:00: | 104.0  | 174.7   | 0.00                                 | 199.9                                | 6.9                                    | 1.9                                     | 0.00                                    | 0.07                                    |  | 0.6  | 87.5                                    | 0.0         | 5.5           | 7.0        |
| 2/16/2005 15:00: | 104.0  | 174.7   | 0.00                                 | 200.8                                | 6.4                                    | 1.9                                     | 0.00                                    | 0.06                                    |  | 0.7  | 87.6                                    | 0.0         | 5.5           | 6.9        |
| 2/16/2005 16:00: | 104.2  | 175.1   | 0.00                                 | 182.2                                | 6.2                                    | 1.7                                     | 0.00                                    | 0.06                                    |  | 0.7  | 87.6                                    | 0.0         | 5.5           | 6.9        |
| 2/16/2005 17:00: | 105.2  | 176.7   | 0.00                                 | 185.8                                | 7.1                                    | 1.8                                     | 0.00                                    | 0.07                                    |  | 0.7  | 87.6                                    | 0.0         | 5.5           | 6.9        |
| 2/16/2005 18:00: | 99.8   | 167.7   | 0.00                                 | 229.8                                | 5.4                                    | 2.3                                     | 0.00                                    | 0.05                                    |  | 0.7  | 87.9                                    | 0.0         | 5.5           | 6.6        |
| 2/16/2005 19:00: | 95.0   | 159.6   | 0.00                                 | 252.5                                | 5.2                                    | 2.7                                     | 0.00                                    | 0.05                                    |  | 0.6  | 87.7                                    | 0.0         | 5.5           | 6.8        |
| 2/16/2005 20:00: | 93.9   | 157.8   | 0.00                                 | 255.5                                | 5.0                                    | 2.7                                     | 0.00                                    | 0.05                                    |  | 0.6  | 87.2                                    | 0.0         | 5.5           | 7.3        |
| 2/16/2005 21:00: | 94.3   | 158.4   | 0.00                                 | 257.9                                | 5.1                                    | 2.7                                     | 0.00                                    | 0.05                                    |  | 0.6  | 87.4                                    | 0.0         | 5.5           | 7.1        |
| 2/16/2005 22:00: | 100.5  | 168.8   | 0.00                                 | 254.2                                | 5.9                                    | 2.5                                     | 0.00                                    | 0.06                                    |  | 0.6  | 87.5                                    | 0.0         | 5.5           | 7.0        |
| 2/16/2005 23:00: | 104.3  | 175.2   | 0.00                                 | 240.8                                | 6.6                                    | 2.3                                     | 0.00                                    | 0.06                                    |  | 0.6  | 87.4                                    | 0.0         | 5.5           | 7.1        |
| 2/17/2005 0:00:0 | 104.4  | 175.4   | 0.00                                 | 230.5                                | 6.3                                    | 2.2                                     | 0.00                                    | 0.06                                    |  | 0.6  | 87.6                                    | 0.0         | 5.5           | 6.9        |
| 2/17/2005 1:00:0 | 104.1  | 174.9   | 0.00                                 | 231.4                                | 6.0                                    | 2.2                                     | 0.00                                    | 0.06                                    |  | 0.6  | 87.7                                    | 0.0         | 5.5           | 6.8        |
| 2/17/2005 2:00:0 | 103.7  | 174.2   | 0.00                                 | 235.0                                | 6.3                                    | 2.3                                     | 0.00                                    | 0.06                                    |  | 0.6  | 87.5                                    | 0.0         | 5.5           | 7.0        |
| 2/17/2005 3:00:0 | 104.0  | 174.7   | 0.00                                 | 221.9                                | 6.2                                    | 2.1                                     | 0.00                                    | 0.06                                    |  | 0.6  | 87.5                                    | 0.0         | 5.5           | 7.0        |
| 2/17/2005 4:00:0 | 103.9  | 174.6   | 0.00                                 | 212.4                                | 6.1                                    | 2.0                                     | 0.00                                    | 0.06                                    |  | 0.6  | 88.6                                    | 0.0         | 5.5           | 5.9        |
| 2/17/2005 5:00:0 | 103.8  | 174.4   | 0.00                                 | 233.9                                | 5.7                                    | 2.3                                     | 0.00                                    | 0.05                                    |  | 0.7  | 88.4                                    | 0.0         | 5.5           | 6.0        |
| 2/17/2005 6:00:0 | 104.0  | 174.7   | 0.00                                 | 217.7                                | 6.1                                    | 2.1                                     | 0.00                                    | 0.06                                    |  | 0.7  | 88.3                                    | 0.0         | 5.5           | 6.2        |
| 2/17/2005 7:00:0 | 104.0  | 174.7   | 0.00                                 | 198.2                                | 7.4                                    | 1.9                                     | 0.00                                    | 0.07                                    |  | 0.7  | 88.4                                    | 0.0         | 5.5           | 6.1        |
| 2/17/2005 8:00:0 | 104.0  | 174.7   | 0.00                                 | 239.2                                | 5.7                                    | 2.3                                     | 0.00                                    | 0.06                                    |  | 0.7  | 87.8                                    | 0.0         | 5.5           | 6.7        |
| 2/17/2005 9:00:0 | 104.0  | 174.7   | 0.00                                 | 210.4                                | 7.2                                    | 2.0                                     | 0.00                                    | 0.07                                    |  | 0.7  | 87.8                                    | 0.0         | 5.5           | 6.7        |



# Key 4

File name: Post-Trial Emission Data

Data: Kiln production (1-hr avg.), kiln/RM SO<sub>2</sub>, NO<sub>x</sub>, & THC emissions (1-hr avg. and per-ton clinker avg.), flyash & petroleum coke fueling rates (1-hr avg.), and proportions of each fuel used per hour between April 17 and May 21, 2005, **excluding periods of OC and MNR**.

| Date/Time          | Clinker<br>ProdRat<br>1 hour<br>tons/hr<br>avg | Preheater<br>DryFeedRat<br>1 hour<br>tons/hr<br>avg | Kiln<br>SO <sub>2</sub><br>1 hour<br>#/hr<br>avg | Kiln<br>NO <sub>x</sub><br>1 hour<br>#/hr<br>avg | Kiln<br>THC<br>1 hour<br>lbs/hr<br>avg | Kiln<br>NO <sub>x</sub><br>1 hour<br>#/Cli T<br>avg | Kiln<br>SO <sub>2</sub><br>1 hour<br>#/Cli-T<br>avg | Kiln<br>THC<br>1 hour<br>#/Cli-T<br>avg | FlyAsh<br>Feed<br>Rate<br>tons/hr<br>avg | Petroleum<br>Coke<br>Feed Rate<br>tons/hr<br>avg | Proportion of Heat Input From Each Fuel |             |               |            |
|--------------------|--|---|--|--|--|---|---|---|--|--|---|-------------|---------------|------------|
|                    |  |   |  |  |  |   |   |   |  |  | Coal<br>%                               | FlyAsh<br>% | Pet-Coke<br>% | Tires<br>% |
| 4/17/2005 0:00:00  | 102.2  | 171.7   | 0.00   | 137.1  | 10.7                                   | 1.3   | 0.00  | 0.10                                    |  |  |   |             |               |            |
| 4/17/2005 1:00:00  | 100.9  | 169.5   | 0.00   | 140.0  | 10.5                                   | 1.4   | 0.00  | 0.10                                    |  |  |   |             |               |            |
| 4/17/2005 2:00:00  | 101.0  | 169.7   | 0.01   | 134.3  | 10.3                                   | 1.3   | 0.00  | 0.10                                    |  |  |   |             |               |            |
| 4/17/2005 3:00:00  | 101.0  | 169.7   | 0.00   | 118.2  | 10.7                                   | 1.2   | 0.00  | 0.11                                    |  |  |   |             |               |            |
| 4/17/2005 4:00:00  | 101.0  | 169.7   | 0.00   | 107.7  | 11.5                                   | 1.1   | 0.00  | 0.11                                    |  |  |   |             |               |            |
| 4/17/2005 5:00:00  | 102.4  | 172.0   | 0.17   | 83.2   | 19.0                                   | 0.8   | 0.00  | 0.19                                    |  |  |   |             |               |            |
| 4/17/2005 6:00:00  | 101.0  | 169.7   | 0.00   | 82.3   | 15.4                                   | 0.8   | 0.00  | 0.15                                    |  |  |   |             |               |            |
| 4/17/2005 7:00:00  | 101.0  | 169.7   | 0.00   | 89.8   | 17.6                                   | 0.9   | 0.00  | 0.17                                    |  |  |   |             |               |            |
| 4/17/2005 8:00:00  | 100.6  | 169.0   | 0.00   | 117.0  | 16.5                                   | 1.2   | 0.00  | 0.16                                    |  |  |   |             |               |            |
| 4/17/2005 9:00:00  | 99.5   | 167.2   | 0.00   | 171.2  | 12.8                                   | 1.7   | 0.00  | 0.13                                    |  |  |   |             |               |            |
| 4/17/2005 10:00:00 | 99.7   | 167.5   | 0.00   | 146.1  | 11.8                                   | 1.5   | 0.00  | 0.12                                    |  |  |   |             |               |            |
| 4/17/2005 11:00:00 | 100.0  | 168.0   | 0.00   | 131.7  | 11.2                                   | 1.3   | 0.00  | 0.11                                    |  |  |   |             |               |            |
| 4/17/2005 12:00:00 | 101.0  | 169.7   | 0.00   | 135.1  | 11.3                                   | 1.3   | 0.00  | 0.11                                    |  |  |   |             |               |            |
| 4/17/2005 13:00:00 | 97.5   | 163.8   | 0.00   | 90.9   | 15.4                                   | 0.9   | 0.00  | 0.16                                    |  |  |   |             |               |            |
| 4/17/2005 14:00:00 | 96.2   | 161.6   | 0.00   | 128.4  | 11.5                                   | 1.3   | 0.00  | 0.12                                    |  |  |   |             |               |            |
| 4/17/2005 15:00:00 | 97.7   | 164.1   | 0.00   | 130.6  | 10.3                                   | 1.3   | 0.00  | 0.11                                    |  |  |   |             |               |            |
| 4/17/2005 16:00:00 | 98.9   | 166.2   | 0.00   | 101.2  | 11.3                                   | 1.0   | 0.00  | 0.11                                    |  |  |   |             |               |            |
| 4/17/2005 17:00:00 | 98.9   | 166.2   | 0.00   | 259.1  | 10.5                                   | 2.6   | 0.00  | 0.11                                    |  |  |   |             |               |            |
| 4/17/2005 18:00:00 | 98.0   | 164.6   | 0.00   | 397.3  | 9.7                                    | 4.1   | 0.00  | 0.10                                    |  |  |   |             |               |            |
| 4/17/2005 19:00:00 | 98.0   | 164.6   | 0.00   | 289.4  | 11.9                                   | 3.0   | 0.00  | 0.12                                    |  |  |   |             |               |            |
| 4/17/2005 20:00:00 | 98.8   | 166.0   | 0.00   | 374.1  | 10.2                                   | 3.8   | 0.00  | 0.10                                    |  |  |   |             |               |            |
| 4/17/2005 21:00:00 | 99.4   | 167.0   | 0.00   | 409.8  | 10.3                                   | 4.1   | 0.00  | 0.10                                    |  |  |   |             |               |            |
| 4/17/2005 22:00:00 | 100.3  | 168.5   | 0.00   | 382.8  | 10.0                                   | 3.8   | 0.00  | 0.10                                    |  |  |   |             |               |            |
| 4/17/2005 23:00:00 | 100.8  | 169.3   | 0.00   | 295.3  | 10.3                                   | 2.9   | 0.00  | 0.10                                    |  |  |   |             |               |            |

# ATTACHMENT 3

Trial Emission Data Used to Determine Average NOx, SO2, and THC Rates

| Date/Time        | Clinker ProdRat<br>1 hour<br>tons/hr<br>avg | Preheater DryFeedRat<br>1 hour<br>tons/hr<br>avg | Kiln SO2<br>1 hour<br>#/hr<br>avg | Kiln NOx<br>1 hour<br>#/hr<br>avg | Kiln THC<br>1 hour<br>lbs/hr<br>avg | Kiln NOx<br>1 hour<br>#/Cli T<br>avg | Kiln SO2<br>1 hour<br>#/Cli-T<br>avg | Kiln THC<br>1 hour<br>#/Cli-T<br>avg | FlyAsh Feed Rate<br>tons/hr<br>avg | Petroleum Coke Feed Rate<br>tons/hr<br>avg | Proportion of Heat Input From Each Fuel |          |            |         |
|------------------|---|--|-----------------------------------|-----------------------------------|-------------------------------------|--------------------------------------|--------------------------------------|--------------------------------------|------------------------------------|--|---|----------|------------|---------|
|                  |   |  |                                   |                                   |                                     |                                      |                                      |                                      |                                    |  | Coal %                                  | FlyAsh % | Pet-Coke % | Tires % |
| 2/16/2005 13:00: | 104.0                                       | 174.7  | 0.00                              | 227.3                             | 7.1                                 | 2.2                                  | 0.00                                 | 0.07                                 |                                    | 0.6  | 88.2                                    | 0.0      | 5.5        | 6.3     |
| 2/16/2005 14:00: | 104.0                                       | 174.7  | 0.00                              | 199.9                             | 6.9                                 | 1.9                                  | 0.00                                 | 0.07                                 |                                    | 0.6  | 87.5                                    | 0.0      | 5.5        | 7.0     |
| 2/16/2005 15:00: | 104.0                                       | 174.7  | 0.00                              | 200.8                             | 6.4                                 | 1.9                                  | 0.00                                 | 0.06                                 |                                    | 0.7  | 87.6                                    | 0.0      | 5.5        | 6.9     |
| 2/16/2005 16:00: | 104.2                                       | 175.1  | 0.00                              | 182.2                             | 6.2                                 | 1.7                                  | 0.00                                 | 0.06                                 |                                    | 0.7  | 87.6                                    | 0.0      | 5.5        | 6.9     |
| 2/16/2005 17:00: | 105.2                                       | 176.7  | 0.00                              | 185.8                             | 7.1                                 | 1.8                                  | 0.00                                 | 0.07                                 |                                    | 0.7  | 87.6                                    | 0.0      | 5.5        | 6.9     |
| 2/16/2005 18:00: | 99.8  | 167.7  | 0.00                              | 229.8                             | 5.4                                 | 2.3                                  | 0.00                                 | 0.05                                 |                                    | 0.7  | 87.9                                    | 0.0      | 5.5        | 6.6     |
| 2/16/2005 19:00: | 95.0  | 159.6  | 0.00                              | 252.5                             | 5.2                                 | 2.7                                  | 0.00                                 | 0.05                                 |                                    | 0.6  | 87.7                                    | 0.0      | 5.5        | 6.8     |
| 2/16/2005 20:00: | 93.9  | 157.8  | 0.00                              | 255.5                             | 5.0                                 | 2.7                                  | 0.00                                 | 0.05                                 |                                    | 0.6  | 87.2                                    | 0.0      | 5.5        | 7.3     |
| 2/16/2005 21:00: | 94.3  | 158.4  | 0.00                              | 257.9                             | 5.1                                 | 2.7                                  | 0.00                                 | 0.05                                 |                                    | 0.6  | 87.4                                    | 0.0      | 5.5        | 7.1     |
| 2/16/2005 22:00: | 100.5                                       | 168.8  | 0.00                              | 254.2                             | 5.9                                 | 2.5                                  | 0.00                                 | 0.06                                 |                                    | 0.6  | 87.5                                    | 0.0      | 5.5        | 7.0     |
| 2/16/2005 23:00: | 104.3                                       | 175.2  | 0.00                              | 240.8                             | 6.6                                 | 2.3                                  | 0.00                                 | 0.06                                 |                                    | 0.6  | 87.4                                    | 0.0      | 5.5        | 7.1     |
| 2/17/2005 0:00:0 | 104.4                                       | 175.4  | 0.00                              | 230.5                             | 6.3                                 | 2.2                                  | 0.00                                 | 0.06                                 |                                    | 0.6  | 87.6                                    | 0.0      | 5.5        | 6.9     |
| 2/17/2005 1:00:0 | 104.1                                       | 174.9  | 0.00                              | 231.4                             | 6.0                                 | 2.2                                  | 0.00                                 | 0.06                                 |                                    | 0.6  | 87.7                                    | 0.0      | 5.5        | 6.8     |
| 2/17/2005 2:00:0 | 103.7                                       | 174.2  | 0.00                              | 235.0                             | 6.3                                 | 2.3                                  | 0.00                                 | 0.06                                 |                                    | 0.6  | 87.5                                    | 0.0      | 5.5        | 7.0     |
| 2/17/2005 3:00:0 | 104.0                                       | 174.7  | 0.00                              | 221.9                             | 6.2                                 | 2.1                                  | 0.00                                 | 0.06                                 |                                    | 0.6  | 87.5                                    | 0.0      | 5.5        | 7.0     |
| 2/17/2005 4:00:0 | 103.9                                       | 174.6  | 0.00                              | 212.4                             | 6.1                                 | 2.0                                  | 0.00                                 | 0.06                                 |                                    | 0.6  | 88.6                                    | 0.0      | 5.5        | 5.9     |
| 2/17/2005 5:00:0 | 103.8                                       | 174.4  | 0.00                              | 233.9                             | 5.7                                 | 2.3                                  | 0.00                                 | 0.05                                 |                                    | 0.7  | 88.4                                    | 0.0      | 5.5        | 6.0     |
| 2/17/2005 6:00:0 | 104.0                                       | 174.7  | 0.00                              | 217.7                             | 6.1                                 | 2.1                                  | 0.00                                 | 0.06                                 |                                    | 0.7  | 88.3                                    | 0.0      | 5.5        | 6.2     |
| 2/17/2005 7:00:0 | 104.0                                       | 174.7  | 0.00                              | 198.2                             | 7.4                                 | 1.9                                  | 0.00                                 | 0.07                                 |                                    | 0.7  | 88.4                                    | 0.0      | 5.5        | 6.1     |
| 2/17/2005 8:00:0 | 104.0                                       | 174.7  | 0.00                              | 239.2                             | 5.7                                 | 2.3                                  | 0.00                                 | 0.06                                 |                                    | 0.7  | 87.8                                    | 0.0      | 5.5        | 6.7     |
| 2/17/2005 9:00:0 | 104.0                                       | 174.7  | 0.00                              | 210.4                             | 7.2                                 | 2.0                                  | 0.00                                 | 0.07                                 |                                    | 0.7  | 87.8                                    | 0.0      | 5.5        | 6.7     |
| 2/17/2005 10:00: | 104.0                                       | 174.7  | 0.00                              | 174.3                             | 14.7                                | 1.7                                  | 0.00                                 | 0.14                                 |                                    | 0.7  | 87.8                                    | 0.0      | 5.5        | 6.7     |
| 2/17/2005 11:00: | 104.0                                       | 174.7  | 0.00                              | 230.0                             | 6.5                                 | 2.2                                  | 0.00                                 | 0.06                                 |                                    | 0.7  | 88.5                                    | 0.0      | 5.5        | 6.0     |
| 2/17/2005 12:00: | 104.0                                       | 174.7  | 0.00                              | 201.9                             | 6.9                                 | 1.9                                  | 0.00                                 | 0.07                                 |                                    | 0.7  | 88.5                                    | 0.0      | 5.5        | 6.0     |
| 2/17/2005 13:00: | 104.0                                       | 174.7  | 0.00                              | 208.6                             | 6.7                                 | 2.0                                  | 0.00                                 | 0.06                                 |                                    | 0.7  | 88.4                                    | 0.0      | 5.5        | 6.0     |
| 2/17/2005 14:00: | 102.6                                       | 172.4  | 0.00                              | 214.3                             | 7.3                                 | 2.1                                  | 0.00                                 | 0.07                                 |                                    | 0.7  | 88.4                                    | 0.0      | 5.5        | 6.1     |
| 2/17/2005 15:00: | 102.3                                       | 171.9  | 0.00                              | 235.4                             | 7.2                                 | 2.3                                  | 0.00                                 | 0.07                                 |                                    | 0.7  | 88.3                                    | 0.0      | 5.5        | 6.1     |
| 2/17/2005 16:00: | 101.6                                       | 170.7  | 0.00                              | 259.3                             | 6.5                                 | 2.6                                  | 0.00                                 | 0.06                                 |                                    | 0.7  | 88.4                                    | 0.0      | 5.5        | 6.1     |
| 2/17/2005 17:00: | 101.6                                       | 170.7  | 0.00                              | 227.8                             | 13.3                                | 2.2                                  | 0.00                                 | 0.13                                 |                                    | 0.7  | 87.7                                    | 0.0      | 5.5        | 6.8     |
| 2/17/2005 18:00: | 86.6  | 145.5  | 0.00                              | 203.4                             | 9.7                                 | 2.5                                  | 0.00                                 | 0.21                                 |                                    | 0.7  | 94.1                                    | 0.0      | 5.9        | 0.0     |
| 2/17/2005 19:00: | 64.7  | 108.7  | 0.00                              | 228.1                             | 4.1                                 | 3.5                                  | 0.00                                 | 0.06                                 |                                    | 0.7  | 94.1                                    | 0.0      | 5.9        | 0.0     |
| 2/17/2005 20:00: | 76.9  | 129.2  | 0.00                              | 193.5                             | 8.0                                 | 2.6                                  | 0.00                                 | 0.10                                 |                                    | 0.6  | 89.2                                    | 0.0      | 5.6        | 5.2     |

|                  |       |       |      |       |      |     |      |      |
|------------------|-------|-------|------|-------|------|-----|------|------|
| 2/17/2005 21:00: | 86.5  | 145.3 | 0.00 | 145.5 | 17.7 | 1.7 | 0.00 | 0.21 |
| 2/17/2005 22:00: | 94.4  | 158.6 | 0.00 | 152.8 | 8.1  | 1.6 | 0.00 | 0.09 |
| 2/17/2005 23:00: | 99.0  | 166.3 | 0.00 | 167.5 | 9.6  | 1.7 | 0.00 | 0.10 |
| 2/18/2005 0:00:0 | 102.0 | 171.4 | 0.00 | 187.1 | 8.2  | 1.8 | 0.00 | 0.08 |
| 2/18/2005 1:00:0 | 105.0 | 176.4 | 0.00 | 169.2 | 11.0 | 1.6 | 0.00 | 0.10 |
| 2/18/2005 2:00:0 | 106.7 | 179.3 | 0.00 | 187.4 | 9.1  | 1.8 | 0.00 | 0.09 |
| 2/18/2005 3:00:0 | 106.8 | 179.4 | 0.00 | 204.5 | 7.6  | 1.9 | 0.00 | 0.07 |
| 2/18/2005 4:00:0 | 101.9 | 171.2 | 0.00 | 232.1 | 8.3  | 2.3 | 0.00 | 0.08 |
| 2/18/2005 5:00:0 | 104.0 | 174.7 | 0.00 | 209.0 | 10.8 | 2.0 | 0.00 | 0.10 |
| 2/18/2005 6:00:0 | 104.0 | 174.7 | 0.00 | 212.8 | 7.6  | 2.0 | 0.00 | 0.07 |
| 2/18/2005 13:00: | 104.0 | 174.7 | 0.00 | 216.4 | 9.3  | 2.1 | 0.00 | 0.09 |
| 2/18/2005 14:00: | 103.9 | 174.6 | 0.00 | 196.9 | 40.7 | 1.9 | 0.00 | 0.39 |
| 2/18/2005 15:00: | 101.1 | 169.8 | 0.00 | 275.4 | 6.3  | 2.7 | 0.00 | 0.06 |
| 2/18/2005 16:00: | 98.9  | 166.2 | 0.00 | 231.7 | 7.8  | 2.3 | 0.00 | 0.08 |
| 2/18/2005 17:00: | 98.8  | 166.0 | 0.00 | 252.6 | 8.5  | 2.6 | 0.00 | 0.09 |
| 2/18/2005 18:00: | 97.6  | 164.0 | 0.00 | 308.8 | 6.6  | 3.2 | 0.00 | 0.07 |
| 2/18/2005 19:00: | 95.3  | 160.1 | 0.00 | 254.3 | 12.5 | 2.7 | 0.00 | 0.13 |
| 2/18/2005 20:00: | 97.4  | 163.6 | 0.00 | 260.8 | 13.6 | 2.7 | 0.00 | 0.14 |
| 2/18/2005 21:00: | 97.4  | 163.6 | 0.00 | 217.6 | 10.6 | 2.2 | 0.00 | 0.11 |
| 2/18/2005 22:00: | 98.7  | 165.8 | 0.00 | 186.1 | 16.0 | 1.9 | 0.00 | 0.16 |
| 2/18/2005 23:00: | 101.3 | 170.2 | 0.00 | 172.8 | 12.9 | 1.7 | 0.00 | 0.13 |
| 2/19/2005 0:00:0 | 103.6 | 174.0 | 0.00 | 165.4 | 7.8  | 1.6 | 0.00 | 0.08 |
| 2/19/2005 1:00:0 | 104.3 | 175.2 | 0.00 | 126.6 | 32.9 | 1.2 | 0.00 | 0.32 |
| 2/19/2005 2:00:0 | 105.0 | 176.4 | 0.00 | 167.5 | 8.7  | 1.6 | 0.00 | 0.08 |
| 2/19/2005 3:00:0 | 104.5 | 175.6 | 0.00 | 182.4 | 8.4  | 1.7 | 0.00 | 0.08 |
| 2/19/2005 4:00:0 | 104.0 | 174.7 | 0.00 | 184.5 | 8.7  | 1.8 | 0.00 | 0.08 |
| 2/19/2005 5:00:0 | 104.1 | 174.9 | 0.00 | 190.9 | 10.4 | 1.8 | 0.00 | 0.10 |
| 2/19/2005 6:00:0 | 104.0 | 174.7 | 0.00 | 205.8 | 7.6  | 2.0 | 0.00 | 0.07 |
| 2/19/2005 7:00:0 | 103.1 | 173.2 | 0.00 | 175.8 | 7.7  | 1.7 | 0.00 | 0.07 |
| 2/19/2005 8:00:0 | 100.7 | 169.2 | 0.00 | 205.3 | 7.0  | 2.0 | 0.00 | 0.07 |
| 2/19/2005 9:00:0 | 97.4  | 163.6 | 0.00 | 205.1 | 6.6  | 2.1 | 0.00 | 0.07 |
| 2/19/2005 10:00: | 95.0  | 159.6 | 0.00 | 179.9 | 8.6  | 1.9 | 0.00 | 0.09 |
| 2/19/2005 11:00: | 97.0  | 163.0 | 0.00 | 188.4 | 15.8 | 1.9 | 0.00 | 0.16 |
| 2/19/2005 12:00: | 96.0  | 161.3 | 0.00 | 247.8 | 7.8  | 2.6 | 0.00 | 0.08 |
| 2/19/2005 13:00: | 97.1  | 163.1 | 0.00 | 243.6 | 7.5  | 2.5 | 0.00 | 0.08 |
| 2/19/2005 14:00: | 98.1  | 164.8 | 0.00 | 240.5 | 7.2  | 2.5 | 0.00 | 0.07 |
| 2/19/2005 15:00: | 98.0  | 164.6 | 0.00 | 232.9 | 6.7  | 2.4 | 0.00 | 0.07 |

|     |      |     |     |     |
|-----|------|-----|-----|-----|
| 0.6 | 88.5 | 0.0 | 5.5 | 5.9 |
| 0.6 | 94.1 | 0.0 | 5.9 | 0.0 |
| 0.7 | 87.7 | 0.0 | 5.5 | 6.8 |
| 0.7 | 87.7 | 0.0 | 5.5 | 6.8 |
| 0.7 | 87.8 | 0.0 | 5.5 | 6.7 |
| 0.7 | 87.8 | 0.0 | 5.5 | 6.7 |
| 0.7 | 87.8 | 0.0 | 5.5 | 6.7 |
| 0.7 | 87.9 | 0.0 | 5.5 | 6.6 |
| 0.7 | 87.2 | 0.0 | 5.5 | 7.3 |
| 0.7 | 87.7 | 0.0 | 5.5 | 6.8 |
| 0.6 | 87.5 | 0.0 | 5.5 | 7.0 |
| 0.6 | 87.5 | 0.0 | 5.5 | 7.0 |
| 0.7 | 87.6 | 0.0 | 5.5 | 6.9 |
| 0.7 | 87.7 | 0.0 | 5.5 | 6.8 |
| 0.7 | 87.8 | 0.0 | 5.5 | 6.7 |
| 0.6 | 87.4 | 0.0 | 5.5 | 7.1 |
| 0.6 | 87.9 | 0.0 | 5.5 | 6.5 |
| 0.6 | 87.8 | 0.0 | 5.5 | 6.8 |
| 0.6 | 87.2 | 0.0 | 5.5 | 7.3 |
| 0.6 | 88.1 | 0.0 | 5.5 | 6.4 |
| 0.6 | 87.5 | 0.0 | 5.5 | 7.0 |
| 0.6 | 88.2 | 0.0 | 5.5 | 6.3 |
| 0.6 | 87.5 | 0.0 | 5.5 | 7.0 |
| 0.6 | 87.5 | 0.0 | 5.5 | 7.0 |
| 0.6 | 87.5 | 0.0 | 5.5 | 7.0 |
| 0.7 | 88.3 | 0.0 | 5.5 | 6.2 |
| 0.7 | 88.4 | 0.0 | 5.5 | 6.1 |
| 0.7 | 87.7 | 0.0 | 5.5 | 6.8 |
| 0.7 | 87.7 | 0.0 | 5.5 | 6.8 |
| 0.7 | 87.8 | 0.0 | 5.5 | 6.7 |
| 0.7 | 88.5 | 0.0 | 5.5 | 6.0 |
| 0.7 | 88.5 | 0.0 | 5.5 | 6.0 |
| 0.7 | 88.4 | 0.0 | 5.5 | 6.0 |
| 0.7 | 87.7 | 0.0 | 5.5 | 6.8 |
| 0.7 | 88.4 | 0.0 | 5.5 | 6.0 |
| 0.7 | 88.3 | 0.0 | 5.5 | 6.2 |

|                  |       |       |      |       |      |     |      |      |
|------------------|-------|-------|------|-------|------|-----|------|------|
| 2/19/2005 16:00: | 98.0  | 164.6 | 0.00 | 228.9 | 6.3  | 2.3 | 0.00 | 0.06 |
| 2/19/2005 17:00: | 98.1  | 164.8 | 0.00 | 212.2 | 6.6  | 2.2 | 0.00 | 0.07 |
| 2/19/2005 18:00: | 98.0  | 164.6 | 0.00 | 212.8 | 6.3  | 2.2 | 0.00 | 0.06 |
| 2/19/2005 19:00: | 98.0  | 164.6 | 0.00 | 190.9 | 6.3  | 1.9 | 0.00 | 0.06 |
| 2/19/2005 20:00: | 98.1  | 164.8 | 0.00 | 186.7 | 6.1  | 1.9 | 0.00 | 0.06 |
| 2/19/2005 21:00: | 98.6  | 165.6 | 0.00 | 149.0 | 9.4  | 1.5 | 0.00 | 0.09 |
| 2/19/2005 22:00: | 99.2  | 166.7 | 0.00 | 145.2 | 8.3  | 1.5 | 0.00 | 0.08 |
| 2/19/2005 23:00: | 99.3  | 166.8 | 0.00 | 167.0 | 6.3  | 1.7 | 0.00 | 0.06 |
| 2/20/2005 0:00:0 | 99.2  | 166.7 | 0.00 | 148.3 | 7.6  | 1.5 | 0.00 | 0.08 |
| 2/20/2005 1:00:0 | 98.1  | 164.8 | 0.00 | 132.9 | 11.0 | 1.4 | 0.00 | 0.11 |
| 2/20/2005 2:00:0 | 97.4  | 163.6 | 0.00 | 162.0 | 8.3  | 1.7 | 0.00 | 0.09 |
| 2/20/2005 3:00:0 | 95.1  | 159.8 | 0.00 | 257.0 | 6.5  | 2.7 | 0.00 | 0.07 |
| 2/20/2005 4:00:0 | 95.2  | 159.9 | 0.00 | 242.5 | 8.5  | 2.5 | 0.00 | 0.09 |
| 2/20/2005 5:00:0 | 95.3  | 160.1 | 0.00 | 280.9 | 6.8  | 2.9 | 0.00 | 0.07 |
| 2/20/2005 6:00:0 | 95.1  | 159.8 | 0.00 | 282.7 | 6.5  | 3.0 | 0.00 | 0.07 |
| 2/20/2005 7:00:0 | 93.6  | 157.2 | 0.00 | 293.7 | 5.9  | 3.1 | 0.00 | 0.06 |
| 2/20/2005 8:00:0 | 92.1  | 154.7 | 0.00 | 261.5 | 7.1  | 2.8 | 0.00 | 0.08 |
| 2/20/2005 9:00:0 | 93.4  | 156.9 | 0.00 | 262.0 | 7.3  | 2.8 | 0.00 | 0.08 |
| 2/20/2005 10:00: | 94.7  | 159.1 | 0.00 | 276.6 | 6.2  | 2.9 | 0.00 | 0.07 |
| 2/20/2005 11:00: | 92.1  | 154.7 | 0.00 | 278.4 | 6.1  | 3.0 | 0.00 | 0.07 |
| 2/20/2005 12:00: | 93.5  | 157.1 | 0.00 | 207.5 | 8.7  | 2.2 | 0.00 | 0.09 |
| 2/20/2005 13:00: | 96.6  | 162.3 | 0.00 | 209.0 | 6.8  | 2.2 | 0.00 | 0.07 |
| 2/20/2005 14:00: | 93.7  | 157.4 | 0.00 | 237.8 | 6.6  | 2.5 | 0.00 | 0.07 |
| 2/20/2005 15:00: | 97.1  | 163.1 | 0.00 | 203.7 | 6.5  | 2.1 | 0.00 | 0.07 |
| 2/20/2005 16:00: | 98.4  | 165.3 | 0.00 | 189.4 | 8.5  | 1.9 | 0.00 | 0.09 |
| 2/20/2005 17:00: | 100.7 | 169.2 | 0.00 | 188.0 | 7.4  | 1.9 | 0.00 | 0.07 |
| 2/20/2005 18:00: | 100.5 | 168.8 | 0.00 | 198.8 | 6.5  | 2.0 | 0.00 | 0.06 |
| 2/20/2005 19:00: | 95.2  | 159.9 | 0.00 | 247.0 | 6.1  | 2.6 | 0.00 | 0.06 |
| 2/20/2005 20:00: | 94.0  | 157.9 | 0.00 | 280.5 | 6.1  | 3.0 | 0.00 | 0.06 |
| 2/20/2005 21:00: | 97.4  | 163.6 | 0.00 | 273.9 | 9.8  | 2.8 | 0.00 | 0.10 |
| 2/20/2005 22:00: | 102.5 | 172.2 | 0.00 | 187.9 | 28.7 | 1.8 | 0.00 | 0.28 |
| 2/20/2005 23:00: | 102.3 | 171.9 | 0.00 | 193.6 | 8.6  | 1.9 | 0.00 | 0.08 |
| 2/21/2005 0:00:0 | 102.2 | 171.7 | 0.00 | 189.2 | 10.9 | 1.9 | 0.00 | 0.11 |
| 2/21/2005 1:00:0 | 102.1 | 171.5 | 0.00 | 197.5 | 8.1  | 1.9 | 0.00 | 0.08 |
| 2/21/2005 2:00:0 | 101.9 | 171.2 | 0.00 | 185.2 | 8.6  | 1.8 | 0.00 | 0.08 |
| 2/21/2005 3:00:0 | 102.2 | 171.7 | 0.00 | 195.9 | 7.6  | 1.9 | 0.00 | 0.07 |
| 2/21/2005 4:00:0 | 102.2 | 171.7 | 0.00 | 211.4 | 7.3  | 2.1 | 0.00 | 0.07 |

|     |      |     |      |     |
|-----|------|-----|------|-----|
| 0.7 | 88.4 | 0.0 | 5.5  | 6.1 |
| 0.7 | 87.7 | 0.0 | 5.5  | 6.8 |
| 0.7 | 94.1 | 0.0 | 5.9  | 0.0 |
| 0.7 | 94.1 | 0.0 | 5.9  | 0.0 |
| 0.6 | 88.5 | 0.0 | 5.5  | 6.0 |
| 0.6 | 88.5 | 0.0 | 5.5  | 5.9 |
| 0.6 | 94.1 | 0.0 | 5.9  | 0.0 |
| 0.7 | 87.7 | 0.0 | 5.5  | 6.8 |
| 0.7 | 87.7 | 0.0 | 5.5  | 6.8 |
| 0.7 | 87.7 | 0.0 | 5.5  | 6.8 |
| 0.7 | 87.8 | 0.0 | 5.5  | 6.7 |
| 0.7 | 87.8 | 0.0 | 5.5  | 6.7 |
| 0.7 | 87.2 | 0.0 | 5.5  | 7.3 |
| 0.7 | 87.7 | 0.0 | 5.5  | 6.8 |
| 1.3 | 88.3 | 0.0 | 11.7 | 0.0 |
| 1.3 | 88.3 | 0.0 | 11.7 | 0.0 |
| 1.3 | 88.3 | 0.0 | 11.7 | 0.0 |
| 1.3 | 88.3 | 0.0 | 11.7 | 0.0 |
| 1.3 | 85.5 | 0.0 | 11.3 | 3.2 |
| 1.3 | 85.5 | 0.0 | 11.3 | 3.2 |
| 1.3 | 88.3 | 0.0 | 11.7 | 0.0 |
| 1.3 | 84.7 | 0.0 | 11.2 | 4.1 |
| 1.3 | 84.7 | 0.0 | 11.2 | 4.1 |
| 1.2 | 85.0 | 0.0 | 11.2 | 3.7 |
| 1.3 | 84.0 | 0.0 | 11.1 | 4.9 |
| 1.3 | 83.6 | 0.0 | 11.1 | 5.4 |
| 1.3 | 88.3 | 0.0 | 11.7 | 0.0 |
| 1.3 | 88.3 | 0.0 | 11.7 | 0.0 |
| 1.3 | 83.3 | 0.0 | 11.0 | 5.7 |
| 1.3 | 82.9 | 0.0 | 11.0 | 6.1 |
| 1.3 | 82.9 | 0.0 | 11.0 | 6.2 |
| 1.3 | 83.1 | 0.0 | 11.0 | 5.9 |
| 1.3 | 88.3 | 0.0 | 11.7 | 0.0 |
| 1.3 | 88.3 | 0.0 | 11.7 | 0.0 |
| 1.3 | 88.3 | 0.0 | 11.7 | 0.0 |
| 1.3 | 88.3 | 0.0 | 11.7 | 0.0 |

|                   |       |       |      |       |      |     |      |      |
|-------------------|-------|-------|------|-------|------|-----|------|------|
| 2/21/2005 5:00:0  | 102.2 | 171.7 | 0.00 | 221.3 | 7.7  | 2.2 | 0.00 | 0.08 |
| 2/21/2005 6:00:0  | 102.8 | 172.7 | 0.00 | 249.6 | 6.8  | 2.4 | 0.00 | 0.07 |
| 2/21/2005 7:00:0  | 102.8 | 172.7 | 0.00 | 205.0 | 7.7  | 2.0 | 0.00 | 0.07 |
| 2/21/2005 8:00:0  | 103.6 | 174.0 | 0.00 | 155.0 | 12.9 | 1.5 | 0.00 | 0.12 |
| 2/21/2005 9:00:0  | 104.7 | 175.9 | 0.00 | 170.0 | 10.7 | 1.6 | 0.00 | 0.10 |
| 2/21/2005 10:00:0 | 105.1 | 176.6 | 0.00 | 171.7 | 11.3 | 1.6 | 0.00 | 0.11 |
| 2/21/2005 11:00:0 | 105.0 | 176.4 | 0.00 | 163.4 | 8.7  | 1.6 | 0.00 | 0.08 |
| 2/21/2005 12:00:0 | 104.0 | 174.7 | 0.00 | 158.1 | 8.9  | 1.5 | 0.00 | 0.09 |
| 2/21/2005 13:00:0 | 104.6 | 175.7 | 0.00 | 162.5 | 9.7  | 1.6 | 0.00 | 0.09 |
| 2/21/2005 14:00:0 | 104.6 | 175.7 | 0.00 | 144.7 | 8.5  | 1.4 | 0.00 | 0.08 |
| 2/21/2005 15:00:0 | 103.8 | 174.4 | 0.00 | 134.1 | 11.8 | 1.3 | 0.00 | 0.11 |
| 2/21/2005 16:00:0 | 102.7 | 172.5 | 0.00 | 161.6 | 7.3  | 1.6 | 0.00 | 0.07 |
| 2/21/2005 17:00:0 | 96.8  | 162.6 | 0.00 | 174.2 | 8.1  | 1.8 | 0.00 | 0.08 |
| 2/21/2005 18:00:0 | 99.7  | 167.5 | 0.01 | 194.4 | 7.3  | 2.0 | 0.00 | 0.07 |
| 2/21/2005 19:00:0 | 101.1 | 169.8 | 0.01 | 210.0 | 7.7  | 2.1 | 0.00 | 0.08 |
| 2/21/2005 20:00:0 | 101.0 | 169.7 | 0.00 | 195.8 | 7.8  | 1.9 | 0.00 | 0.08 |
| 2/21/2005 21:00:0 | 96.8  | 162.6 | 0.00 | 157.1 | 15.5 | 1.6 | 0.00 | 0.16 |
| 2/21/2005 22:00:0 | 94.3  | 158.4 | 0.00 | 173.5 | 9.4  | 1.8 | 0.00 | 0.10 |
| 2/21/2005 23:00:0 | 98.8  | 166.0 | 0.00 | 185.1 | 7.5  | 1.9 | 0.00 | 0.08 |
| 2/22/2005 0:00:0  | 100.8 | 169.3 | 0.00 | 153.3 | 9.4  | 1.5 | 0.00 | 0.09 |
| 2/22/2005 1:00:0  | 102.1 | 171.5 | 0.00 | 140.1 | 8.6  | 1.4 | 0.00 | 0.08 |
| 2/22/2005 2:00:0  | 101.2 | 170.0 | 0.01 | 155.6 | 7.0  | 1.5 | 0.00 | 0.07 |
| 2/22/2005 3:00:0  | 99.1  | 166.5 | 0.00 | 156.0 | 8.4  | 1.6 | 0.00 | 0.09 |
| 2/22/2005 4:00:0  | 101.4 | 170.4 | 0.00 | 144.4 | 8.9  | 1.4 | 0.00 | 0.09 |
| 2/22/2005 5:00:0  | 101.6 | 170.7 | 0.00 | 138.0 | 8.7  | 1.4 | 0.00 | 0.09 |
| 2/22/2005 6:00:0  | 100.0 | 168.0 | 0.00 | 168.1 | 6.7  | 1.7 | 0.00 | 0.07 |
| 2/22/2005 7:00:0  | 100.5 | 168.8 | 0.00 | 164.4 | 7.7  | 1.6 | 0.00 | 0.08 |
| 2/22/2005 8:00:0  | 99.0  | 166.3 | 0.00 | 189.0 | 6.4  | 1.9 | 0.00 | 0.06 |
| 2/22/2005 9:00:0  | 100.6 | 169.0 | 0.00 | 192.8 | 7.1  | 1.9 | 0.00 | 0.07 |
| 2/22/2005 10:00:0 | 101.6 | 170.7 | 0.00 | 200.5 | 6.5  | 2.0 | 0.00 | 0.06 |
| 2/22/2005 11:00:0 | 98.4  | 165.3 | 0.00 | 235.2 | 6.1  | 2.4 | 0.00 | 0.06 |
| 2/22/2005 12:00:0 | 101.7 | 170.9 | 0.00 | 226.1 | 7.5  | 2.2 | 0.00 | 0.07 |
| 2/22/2005 13:00:0 | 101.3 | 170.2 | 0.00 | 225.0 | 6.7  | 2.2 | 0.00 | 0.07 |
| 2/23/2005 17:00:0 | 104.8 | 176.1 | 0.00 | 227.9 | 27.4 | 2.2 | 0.00 | 0.26 |
| 2/23/2005 18:00:0 | 104.3 | 175.2 | 0.00 | 242.3 | 7.1  | 2.3 | 0.00 | 0.07 |
| 2/23/2005 19:00:0 | 104.3 | 175.2 | 0.00 | 222.6 | 6.9  | 2.1 | 0.00 | 0.07 |
| 2/23/2005 20:00:0 | 104.5 | 175.6 | 0.00 | 221.5 | 6.9  | 2.1 | 0.00 | 0.07 |

|     |      |     |      |     |
|-----|------|-----|------|-----|
| 1.3 | 88.3 | 0.0 | 11.7 | 0.0 |
| 1.3 | 88.3 | 0.0 | 11.7 | 0.0 |
| 1.3 | 82.6 | 0.0 | 10.9 | 6.5 |
| 1.3 | 82.5 | 0.0 | 10.9 | 6.5 |
| 1.6 | 80.5 | 0.0 | 13.1 | 6.5 |
| 1.5 | 80.5 | 0.0 | 13.1 | 6.4 |
| 1.5 | 80.5 | 0.0 | 13.1 | 6.4 |
| 1.7 | 79.4 | 0.0 | 14.1 | 6.4 |
| 1.7 | 79.4 | 0.0 | 14.1 | 6.5 |
| 1.7 | 79.4 | 0.0 | 14.1 | 6.5 |
| 1.6 | 79.2 | 0.0 | 14.1 | 6.8 |
| 1.8 | 78.2 | 0.0 | 15.2 | 6.6 |
| 1.8 | 78.4 | 0.0 | 15.2 | 6.4 |
| 1.8 | 80.2 | 0.0 | 15.6 | 4.2 |
| 1.8 | 78.8 | 0.0 | 15.3 | 6.0 |
| 2   | 77.5 | 0.0 | 16.3 | 6.2 |
| 1.9 | 77.1 | 0.0 | 16.2 | 6.7 |
| 1.9 | 77.1 | 0.0 | 16.2 | 6.7 |
| 2   | 77.3 | 0.0 | 16.2 | 6.5 |
| 2   | 77.4 | 0.0 | 16.3 | 6.4 |
| 2   | 77.3 | 0.0 | 16.2 | 6.5 |
| 1.9 | 77.2 | 0.0 | 16.2 | 6.6 |
| 2   | 77.3 | 0.0 | 16.2 | 6.5 |
| 2   | 77.3 | 0.0 | 16.2 | 6.4 |
| 2   | 77.3 | 0.0 | 16.2 | 6.4 |
| 2   | 77.3 | 0.0 | 16.2 | 6.5 |
| 2   | 77.4 | 0.0 | 16.3 | 6.4 |
| 1.9 | 77.3 | 0.0 | 16.2 | 6.5 |
| 2   | 77.3 | 0.0 | 16.2 | 6.5 |
| 2   | 77.4 | 0.0 | 16.3 | 6.3 |
| 1.9 | 77.3 | 0.0 | 16.2 | 6.5 |
| 1.9 | 77.2 | 0.0 | 16.2 | 6.6 |
| 0.6 | 88.8 | 0.0 | 5.6  | 5.6 |
| 0.6 | 88.9 | 0.0 | 5.6  | 5.6 |
| 1.3 | 82.7 | 0.0 | 10.9 | 6.4 |
| 1.3 | 82.8 | 0.0 | 11.0 | 6.2 |

|                  |       |       |      |       |      |     |      |      |
|------------------|-------|-------|------|-------|------|-----|------|------|
| 2/23/2005 21:00: | 105.2 | 176.7 | 0.00 | 213.0 | 5.8  | 2.0 | 0.00 | 0.06 |
| 2/23/2005 22:00: | 105.2 | 176.7 | 0.00 | 199.8 | 6.4  | 1.9 | 0.00 | 0.06 |
| 2/23/2005 23:00: | 100.3 | 168.5 | 0.00 | 170.6 | 7.5  | 1.7 | 0.00 | 0.08 |
| 2/24/2005 0:00:0 | 97.3  | 163.5 | 0.00 | 228.0 | 5.2  | 2.3 | 0.00 | 0.05 |
| 2/24/2005 1:00:0 | 99.5  | 167.2 | 0.00 | 276.1 | 5.6  | 2.8 | 0.00 | 0.06 |
| 2/24/2005 2:00:0 | 100.0 | 168.0 | 0.00 | 269.1 | 5.9  | 2.7 | 0.00 | 0.06 |
| 2/24/2005:3:00:0 | 103.0 | 173.0 | 0.00 | 242.4 | 6.8  | 2.4 | 0.00 | 0.07 |
| 2/24/2005:4:00:0 | 104.7 | 175.9 | 0.00 | 212.0 | 5.3  | 2.0 | 0.00 | 0.05 |
| 2/24/2005:5:00:0 | 104.0 | 174.7 | 0.00 | 214.2 | 5.1  | 2.1 | 0.00 | 0.05 |
| 2/24/2005:6:00:0 | 104.3 | 175.2 | 0.00 | 205.8 | 6.2  | 2.0 | 0.00 | 0.06 |
| 2/24/2005:7:00:0 | 105.5 | 177.2 | 0.00 | 203.3 | 5.4  | 1.9 | 0.00 | 0.05 |
| 2/24/2005:8:00:0 | 104.9 | 176.2 | 0.00 | 188.7 | 7.5  | 1.8 | 0.00 | 0.07 |
| 2/24/2005:9:00:0 | 104.6 | 175.7 | 0.00 | 209.4 | 7.4  | 2.0 | 0.00 | 0.07 |
| 2/24/2005:10:00: | 104.9 | 176.2 | 0.00 | 213.1 | 7.4  | 2.0 | 0.00 | 0.07 |
| 2/24/2005:11:00: | 105.2 | 176.7 | 0.00 | 218.2 | 7.7  | 2.1 | 0.00 | 0.07 |
| 2/24/2005:12:00: | 105.5 | 177.2 | 0.00 | 177.3 | 7.4  | 1.7 | 0.00 | 0.07 |
| 2/24/2005:13:00: | 105.7 | 177.6 | 0.00 | 178.6 | 7.3  | 1.7 | 0.00 | 0.07 |
| 2/24/2005:14:00: | 105.8 | 177.7 | 0.00 | 253.8 | 7.1  | 2.4 | 0.00 | 0.07 |
| 2/24/2005:15:00: | 105.9 | 177.9 | 0.00 | 245.3 | 6.9  | 2.3 | 0.00 | 0.07 |
| 2/24/2005:16:00: | 106.2 | 178.4 | 0.00 | 221.4 | 8.2  | 2.1 | 0.00 | 0.08 |
| 2/24/2005:17:00: | 106.9 | 179.6 | 0.00 | 254.0 | 7.0  | 2.4 | 0.00 | 0.07 |
| 2/24/2005:18:00: | 107.0 | 179.8 | 0.00 | 207.4 | 7.0  | 1.9 | 0.00 | 0.07 |
| 2/24/2005:19:00: | 107.0 | 179.8 | 0.00 | 206.6 | 7.4  | 1.9 | 0.00 | 0.07 |
| 2/24/2005:20:00: | 107.0 | 179.8 | 0.00 | 189.1 | 8.5  | 1.8 | 0.00 | 0.08 |
| 2/24/2005:21:00: | 107.0 | 179.8 | 0.00 | 192.6 | 9.0  | 1.8 | 0.00 | 0.08 |
| 2/24/2005:22:00: | 107.0 | 179.8 | 0.00 | 197.2 | 9.2  | 1.8 | 0.00 | 0.09 |
| 2/24/2005:23:00: | 107.0 | 179.8 | 0.00 | 208.7 | 10.2 | 2.0 | 0.00 | 0.10 |
| 2/25/2005 0:00:0 | 106.9 | 179.6 | 0.00 | 197.3 | 9.3  | 1.8 | 0.00 | 0.09 |
| 2/25/2005:1:00:0 | 107.0 | 179.8 | 0.00 | 175.3 | 16.4 | 1.6 | 0.00 | 0.15 |
| 2/25/2005:2:00:0 | 107.0 | 179.8 | 0.00 | 215.3 | 8.6  | 2.0 | 0.00 | 0.08 |
| 2/25/2005:3:00:0 | 104.4 | 175.4 | 0.00 | 185.0 | 8.2  | 1.8 | 0.00 | 0.08 |
| 2/25/2005:4:00:0 | 104.0 | 174.7 | 0.00 | 212.3 | 6.7  | 2.0 | 0.00 | 0.06 |
| 2/25/2005:5:00:0 | 104.5 | 175.6 | 0.00 | 256.3 | 7.1  | 2.5 | 0.00 | 0.07 |
| 2/25/2005:6:00:0 | 107.0 | 179.8 | 0.00 | 261.9 | 7.0  | 2.4 | 0.00 | 0.07 |
| 2/25/2005:7:00:0 | 99.9  | 167.8 | 0.00 | 292.2 | 6.0  | 3.0 | 0.00 | 0.06 |
| 2/25/2005:8:00:0 | 65.6  | 110.2 | 0.00 | 175.3 | 2.3  | 3.9 | 0.00 | 0.05 |
| 2/25/2005:18:00: | 54.3  | 91.2  | 0.00 | 196.5 | 2.5  | 3.7 | 0.00 | 0.05 |

|     |      |     |      |     |
|-----|------|-----|------|-----|
| 1.3 | 82.8 | 0.0 | 11.0 | 6.2 |
| 1.3 | 82.7 | 0.0 | 10.9 | 6.3 |
| 1.2 | 82.5 | 0.0 | 10.9 | 6.6 |
| 1.2 | 82.7 | 0.0 | 10.9 | 6.4 |
| 1.2 | 82.6 | 0.0 | 10.9 | 6.5 |
| 1.2 | 82.6 | 0.0 | 10.9 | 6.4 |
| 2.5 | 72.1 | 0.0 | 21.5 | 6.4 |
| 2.5 | 72.2 | 0.0 | 21.5 | 6.3 |
| 2.5 | 72.2 | 0.0 | 21.5 | 6.3 |
| 2.5 | 72.2 | 0.0 | 21.5 | 6.3 |
| 2.5 | 72.2 | 0.0 | 21.5 | 6.3 |
| 2.5 | 72.2 | 0.0 | 21.5 | 6.3 |
| 2.5 | 72.2 | 0.0 | 21.5 | 6.3 |
| 2.5 | 72.2 | 0.0 | 21.5 | 6.3 |
| 2.5 | 72.1 | 0.0 | 21.5 | 6.3 |
| 2.5 | 72.1 | 0.0 | 21.5 | 6.4 |
| 2.5 | 72.2 | 0.0 | 21.5 | 6.3 |
| 2.5 | 72.2 | 0.0 | 21.5 | 6.3 |
| 2.5 | 72.1 | 0.0 | 21.5 | 6.4 |
| 2.4 | 72.1 | 0.0 | 21.5 | 6.4 |
| 2.4 | 72.0 | 0.0 | 21.4 | 6.5 |
| 2.5 | 72.2 | 0.0 | 21.5 | 6.3 |
| 2.5 | 72.2 | 0.0 | 21.5 | 6.3 |
| 2.5 | 72.2 | 0.0 | 21.5 | 6.3 |
| 2.5 | 72.1 | 0.0 | 21.5 | 6.4 |
| 2.5 | 72.2 | 0.0 | 21.5 | 6.3 |
| 2.5 | 72.2 | 0.0 | 21.5 | 6.3 |
| 2.5 | 72.2 | 0.0 | 21.5 | 6.3 |
| 2.5 | 72.2 | 0.0 | 21.5 | 6.3 |
| 2.5 | 72.2 | 0.0 | 21.5 | 6.3 |
| 2.5 | 72.2 | 0.0 | 21.5 | 6.3 |
| 2.5 | 72.2 | 0.0 | 21.5 | 6.3 |
| 2.3 | 71.9 | 0.0 | 21.4 | 6.7 |
| 2.3 | 71.9 | 0.0 | 21.4 | 6.7 |
| 2.4 | 72.1 | 0.0 | 21.5 | 6.4 |
| 2.4 | 72.1 | 0.0 | 21.5 | 6.5 |
| 2.4 | 72.1 | 0.0 | 21.5 | 6.5 |
| 2   | 71.0 | 0.0 | 21.1 | 7.9 |
| 2   | 77.1 | 0.0 | 22.9 | 0.0 |
| 2   | 77.1 | 0.0 | 22.9 | 0.0 |

|                   |       |       |      |       |      |     |      |      |     |      |     |      |     |
|-------------------|-------|-------|------|-------|------|-----|------|------|-----|------|-----|------|-----|
| 2/25/2005:19:00   | 78.4  | 131.7 | 0:02 | 244.8 | 5.9  | 3.1 | 0.00 | 0.07 | 2.3 | 77.1 | 0.0 | 22.9 | 0.0 |
| 2/25/2005:20:00   | 97.2  | 163.3 | 0:01 | 141.4 | 28.5 | 1.4 | 0.00 | 0.30 | 2.5 | 77.1 | 0.0 | 22.9 | 0.0 |
| 2/25/2005:21:00   | 102.9 | 172.9 | 0:00 | 234.6 | 5.9  | 2.3 | 0.00 | 0.06 | 2.5 | 77.1 | 0.0 | 22.9 | 0.0 |
| 2/25/2005:22:00   | 101.0 | 169.7 | 0:03 | 236.0 | 5.8  | 2.3 | 0.00 | 0.06 | 2.5 | 77.1 | 0.0 | 22.9 | 0.0 |
| 2/25/2005:23:00   | 100.2 | 168.3 | 0:01 | 240.5 | 6.0  | 2.4 | 0.00 | 0.06 | 2.5 | 77.1 | 0.0 | 22.9 | 0.0 |
| 2/26/2005:0:00:0  | 91.2  | 153.2 | 0:06 | 213.1 | 10.5 | 2.3 | 0.00 | 0.13 | 2.4 | 77.1 | 0.0 | 22.9 | 0.0 |
| 2/26/2005:1:00:0  | 83.4  | 140.1 | 0:00 | 212.0 | 5.3  | 2.5 | 0.00 | 0.06 | 2.1 | 77.1 | 0.0 | 22.9 | 0.0 |
| 2/26/2005:2:00:0  | 86.0  | 144.5 | 0:00 | 196.0 | 5.6  | 2.3 | 0.00 | 0.07 | 2.4 | 77.1 | 0.0 | 22.9 | 0.0 |
| 2/26/2005:3:00:0  | 90.1  | 151.4 | 0:00 | 166.5 | 10.9 | 1.9 | 0.00 | 0.12 | 2.5 | 77.1 | 0.0 | 22.9 | 0.0 |
| 2/26/2005:4:00:0  | 96.8  | 162.6 | 0:01 | 153.1 | 11.9 | 1.6 | 0.00 | 0.12 | 2.5 | 77.1 | 0.0 | 22.9 | 0.0 |
| 2/26/2005:5:00:0  | 102.6 | 172.4 | 0:03 | 185.0 | 11.3 | 1.8 | 0.00 | 0.11 | 2.3 | 77.1 | 0.0 | 22.9 | 0.0 |
| 2/26/2005:6:00:0  | 103.5 | 173.9 | 0:04 | 170.8 | 7.6  | 1.7 | 0.00 | 0.07 | 2.4 | 77.1 | 0.0 | 22.9 | 0.0 |
| 2/26/2005:7:00:0  | 103.9 | 174.6 | 0:03 | 152.3 | 7.3  | 1.5 | 0.00 | 0.07 | 2.4 | 73.2 | 0.0 | 21.8 | 5.1 |
| 2/26/2005:8:00:0  | 104.0 | 174.7 | 0:06 | 162.0 | 6.4  | 1.6 | 0.00 | 0.06 | 2.4 | 73.2 | 0.0 | 21.8 | 5.1 |
| 2/26/2005:9:00:0  | 104.0 | 174.7 | 0:05 | 129.5 | 7.2  | 1.2 | 0.00 | 0.07 | 2.4 | 73.2 | 0.0 | 21.8 | 5.1 |
| 2/26/2005:10:00:0 | 104.5 | 175.6 | 0:07 | 189.5 | 7.0  | 1.8 | 0.00 | 0.07 | 2.4 | 77.1 | 0.0 | 22.9 | 0.0 |
| 2/26/2005:11:00:0 | 104.5 | 175.6 | 0:13 | 193.1 | 6.2  | 1.8 | 0.00 | 0.06 | 2.3 | 73.1 | 0.0 | 21.8 | 5.1 |
| 2/26/2005:12:00:0 | 105.3 | 176.9 | 0:11 | 119.8 | 13.4 | 1.1 | 0.00 | 0.13 | 2.3 | 73.1 | 0.0 | 21.8 | 5.1 |
| 2/26/2005:13:00:0 | 107.8 | 181.1 | 0:08 | 128.9 | 6.7  | 1.2 | 0.00 | 0.06 | 2.3 | 77.1 | 0.0 | 22.9 | 0.0 |
| 2/26/2005:14:00:0 | 106.0 | 178.1 | 0:13 | 162.0 | 6.4  | 1.5 | 0.00 | 0.06 | 2.3 | 77.1 | 0.0 | 22.9 | 0.0 |
| 2/26/2005:15:00:0 | 107.1 | 179.9 | 0:18 | 151.6 | 7.7  | 1.4 | 0.00 | 0.07 | 2.4 | 73.2 | 0.0 | 21.8 | 5.0 |
| 2/26/2005:16:00:0 | 107.4 | 180.4 | 0:18 | 139.6 | 8.1  | 1.3 | 0.00 | 0.08 | 2.3 | 73.0 | 0.0 | 21.7 | 5.2 |
| 2/26/2005:17:00:0 | 108.2 | 181.8 | 0:13 | 158.6 | 6.6  | 1.5 | 0.00 | 0.06 | 2.3 | 77.1 | 0.0 | 22.9 | 0.0 |
| 2/26/2005:18:00:0 | 108.2 | 181.8 | 0:19 | 144.2 | 6.4  | 1.3 | 0.00 | 0.06 | 2.3 | 73.0 | 0.0 | 21.7 | 5.2 |
| 2/26/2005:19:00:0 | 108.2 | 181.8 | 0:19 | 151.8 | 6.6  | 1.4 | 0.00 | 0.06 | 2.3 | 73.0 | 0.0 | 21.7 | 5.2 |
| 2/26/2005:20:00:0 | 108.2 | 181.8 | 0:16 | 187.4 | 6.6  | 1.7 | 0.00 | 0.06 | 2.3 | 73.3 | 0.0 | 21.8 | 4.9 |
| 2/26/2005:21:00:0 | 109.0 | 183.1 | 0:31 | 115.2 | 7.7  | 1.1 | 0.00 | 0.07 | 2.2 | 73.2 | 0.0 | 21.8 | 5.1 |
| 2/26/2005:22:00:0 | 110.0 | 184.8 | 0:15 | 138.0 | 6.7  | 1.3 | 0.00 | 0.06 | 2.2 | 72.5 | 0.0 | 21.6 | 6.0 |
| 2/26/2005:23:00:0 | 108.5 | 182.3 | 0:05 | 138.3 | 6.1  | 1.3 | 0.00 | 0.06 | 2.3 | 72.5 | 0.0 | 21.6 | 5.9 |
| 2/27/2005:0:00:0  | 105.1 | 176.6 | 0:04 | 133.9 | 6.3  | 1.3 | 0.00 | 0.06 | 2.3 | 72.4 | 0.0 | 21.5 | 6.1 |
| 2/27/2005:1:00:0  | 108.9 | 183.0 | 0:12 | 132.7 | 7.7  | 1.2 | 0.00 | 0.07 | 2.3 | 72.5 | 0.0 | 21.6 | 5.9 |
| 2/27/2005:2:00:0  | 109.2 | 183.5 | 0:04 | 185.2 | 10.0 | 0.8 | 0.00 | 0.09 | 2.3 | 72.4 | 0.0 | 21.6 | 6.0 |
| 2/27/2005:3:00:0  | 105.5 | 177.2 | 0:04 | 119.8 | 6.5  | 1.1 | 0.00 | 0.06 | 2.2 | 72.4 | 0.0 | 21.5 | 6.1 |
| 2/27/2005:4:00:0  | 107.9 | 181.3 | 0:06 | 148.2 | 7.5  | 1.4 | 0.00 | 0.07 | 2.2 | 72.4 | 0.0 | 21.5 | 6.1 |
| 2/27/2005:5:00:0  | 111.2 | 186.8 | 0:17 | 136.4 | 10.5 | 1.2 | 0.00 | 0.09 | 2.2 | 72.4 | 0.0 | 21.5 | 6.1 |
| 2/27/2005:6:00:0  | 110.1 | 185.0 | 0:08 | 174.1 | 7.1  | 1.6 | 0.00 | 0.06 | 2.3 | 72.4 | 0.0 | 21.6 | 6.0 |
| 2/27/2005:7:00:0  | 110.5 | 185.6 | 0:11 | 148.7 | 6.5  | 1.3 | 0.00 | 0.06 | 2.2 | 72.3 | 0.0 | 21.5 | 6.2 |



|                   |       |       |      |       |      |     |      |      |
|-------------------|-------|-------|------|-------|------|-----|------|------|
| 2/27/2005 8:00:0  | 101.1 | 169.8 | 0.05 | 139.9 | 6.0  | 1.4 | 0.00 | 0.06 |
| 2/27/2005 9:00:0  | 96.5  | 162.1 | 0.07 | 157.4 | 5.7  | 1.6 | 0.00 | 0.06 |
| 2/27/2005 10:00:0 | 103.3 | 173.5 | 0.06 | 116.7 | 8.5  | 1.1 | 0.00 | 0.08 |
| 2/27/2005 11:00:0 | 104.0 | 174.7 | 0.07 | 157.1 | 7.1  | 1.5 | 0.00 | 0.07 |
| 2/27/2005 12:00:0 | 105.6 | 177.4 | 0.08 | 186.4 | 6.8  | 1.8 | 0.00 | 0.06 |
| 2/27/2005 13:00:0 | 106.9 | 179.6 | 0.07 | 174.5 | 7.6  | 1.6 | 0.00 | 0.07 |
| 2/27/2005 14:00:0 | 107.0 | 179.8 | 0.04 | 191.9 | 6.5  | 1.8 | 0.00 | 0.06 |
| 2/27/2005 15:00:0 | 107.0 | 179.8 | 0.03 | 202.0 | 6.4  | 1.9 | 0.00 | 0.06 |
| 2/27/2005 16:00:0 | 106.9 | 179.6 | 0.04 | 160.6 | 10.0 | 1.5 | 0.00 | 0.09 |
| 2/27/2005 17:00:0 | 104.6 | 175.7 | 0.04 | 170.0 | 6.0  | 1.6 | 0.00 | 0.06 |
| 2/27/2005 18:00:0 | 106.4 | 178.8 | 0.08 | 154.0 | 6.4  | 1.4 | 0.00 | 0.06 |
| 2/27/2005 19:00:0 | 107.0 | 179.8 | 0.10 | 162.4 | 7.4  | 1.5 | 0.00 | 0.07 |
| 2/27/2005 20:00:0 | 107.0 | 179.8 | 0.15 | 150.1 | 12.4 | 1.4 | 0.00 | 0.12 |
| 2/27/2005 21:00:0 | 107.0 | 179.8 | 0.10 | 155.8 | 21.2 | 1.5 | 0.00 | 0.20 |
| 2/27/2005 22:00:0 | 106.9 | 179.6 | 0.10 | 179.5 | 5.8  | 1.7 | 0.00 | 0.05 |
| 2/27/2005 23:00:0 | 106.9 | 179.6 | 0.11 | 190.2 | 6.9  | 1.8 | 0.00 | 0.06 |
| 2/28/2005 0:00:0  | 106.3 | 178.6 | 0.10 | 203.9 | 5.6  | 1.9 | 0.00 | 0.05 |
| 2/28/2005 1:00:0  | 107.0 | 179.8 | 0.05 | 209.2 | 5.3  | 2.0 | 0.00 | 0.05 |
| 2/28/2005 2:00:0  | 107.0 | 179.8 | 0.04 | 191.7 | 6.3  | 1.8 | 0.00 | 0.06 |
| 2/28/2005 3:00:0  | 107.5 | 180.6 | 0.19 | 133.8 | 14.5 | 1.2 | 0.00 | 0.14 |
| 2/28/2005 4:00:0  | 105.8 | 177.7 | 0.10 | 153.8 | 6.5  | 1.5 | 0.00 | 0.06 |
| 2/28/2005 5:00:0  | 106.6 | 179.1 | 0.06 | 152.8 | 7.4  | 1.4 | 0.00 | 0.07 |
| 2/28/2005 6:00:0  | 108.1 | 181.6 | 0.05 | 156.8 | 6.2  | 1.5 | 0.00 | 0.06 |
| 2/28/2005 7:00:0  | 108.2 | 181.8 | 0.03 | 179.6 | 5.7  | 1.7 | 0.00 | 0.05 |
| 2/28/2005 8:00:0  | 104.6 | 175.7 | 0.00 | 81.6  | 7.4  | 1.2 | 0.00 | 0.09 |
| 3/1/2005 0:00:01  | 58.9  | 99.0  | 0.01 | 140.2 | 2.0  | 2.5 | 0.00 | 0.03 |
| 3/1/2005 1:00:01  | 80.7  | 135.6 | 0.00 | 98.7  | 2.2  | 1.2 | 0.00 | 0.03 |
| 3/1/2005 2:00:01  | 95.9  | 161.1 | 0.00 | 135.1 | 2.7  | 1.4 | 0.00 | 0.03 |
| 3/1/2005 3:00:01  | 103.2 | 173.4 | 0.00 | 113.8 | 2.8  | 1.1 | 0.00 | 0.03 |
| 3/1/2005 4:00:01  | 106.2 | 178.4 | 0.00 | 129.6 | 2.7  | 1.2 | 0.00 | 0.03 |
| 3/1/2005 5:00:01  | 102.9 | 172.9 | 0.00 | 128.1 | 12.5 | 1.2 | 0.00 | 0.14 |
| 3/1/2005 6:00:01  | 93.1  | 156.4 | 0.00 | 106.9 | 16.2 | 1.1 | 0.00 | 0.18 |
| 3/1/2005 7:00:01  | 95.8  | 160.9 | 0.00 | 122.7 | 9.0  | 1.3 | 0.00 | 0.09 |
| 3/1/2005 8:00:01  | 98.9  | 166.2 | 0.14 | 130.2 | 20.5 | 1.3 | 0.00 | 0.21 |
| 3/1/2005 9:00:01  | 105.4 | 177.1 | 0.04 | 94.0  | 12.3 | 0.9 | 0.00 | 0.12 |
| 3/1/2005 10:00:0  | 107.4 | 180.4 | 0.07 | 87.5  | 11.8 | 0.8 | 0.00 | 0.11 |
| 3/1/2005 11:00:0  | 107.1 | 179.9 | 0.07 | 94.8  | 18.6 | 0.9 | 0.00 | 0.17 |

|     |      |     |      |     |
|-----|------|-----|------|-----|
| 2.2 | 77.1 | 0.0 | 22.9 | 0.0 |
| 2.2 | 72.3 | 0.0 | 21.5 | 6.2 |
| 2.2 | 77.1 | 0.0 | 22.9 | 0.0 |
| 2.5 | 70.4 | 0.0 | 23.6 | 6.0 |
| 2.7 | 70.6 | 0.0 | 23.7 | 5.6 |
| 2.7 | 70.4 | 0.0 | 23.6 | 6.0 |
| 2.7 | 70.6 | 0.0 | 23.7 | 5.7 |
| 2.7 | 70.6 | 0.0 | 23.7 | 5.7 |
| 2.6 | 70.5 | 0.0 | 23.7 | 5.8 |
| 2.6 | 70.6 | 0.0 | 23.7 | 5.7 |
| 2.6 | 74.9 | 0.0 | 25.1 | 0.0 |
| 2.9 | 68.5 | 0.0 | 25.8 | 5.8 |
| 3   | 68.6 | 0.0 | 25.8 | 5.5 |
| 2.9 | 68.5 | 0.0 | 25.8 | 5.7 |
| 2.8 | 68.4 | 0.0 | 25.7 | 5.9 |
| 2.8 | 68.5 | 0.0 | 25.7 | 5.8 |
| 2.9 | 68.5 | 0.0 | 25.8 | 5.8 |
| 2.8 | 68.4 | 0.0 | 25.7 | 5.9 |
| 2.8 | 68.3 | 0.0 | 25.7 | 6.0 |
| 2.9 | 68.5 | 0.0 | 25.8 | 5.7 |
| 2.8 | 68.4 | 0.0 | 25.7 | 5.9 |
| 2.8 | 68.4 | 0.0 | 25.7 | 5.9 |
| 2.9 | 71.6 | 0.0 | 28.4 | 0.0 |
| 2.9 | 71.6 | 0.0 | 28.4 | 0.0 |
| 2.4 | 71.6 | 0.0 | 28.4 | 0.0 |
| 2.4 | 68.6 | 0.0 | 27.2 | 4.2 |
| 2.4 | 68.6 | 0.0 | 27.2 | 4.2 |
| 2.4 | 71.6 | 0.0 | 28.4 | 0.0 |
| 2.3 | 68.5 | 0.0 | 27.2 | 4.4 |
| 2.3 | 71.6 | 0.0 | 28.4 | 0.0 |
| 2.3 | 71.6 | 0.0 | 28.4 | 0.0 |
| 3   | 67.4 | 0.0 | 26.7 | 5.9 |
| 1.8 | 77.7 | 0.0 | 16.3 | 6.0 |
| 1.8 | 77.7 | 0.0 | 16.3 | 5.9 |
| 1.8 | 82.6 | 0.0 | 17.4 | 0.0 |
| 1.8 | 82.6 | 0.0 | 17.4 | 0.0 |

|                  |       |       |      |       |      |     |      |      |     |      |     |      |     |
|------------------|-------|-------|------|-------|------|-----|------|------|-----|------|-----|------|-----|
| 3/1/2005 12:00:0 | 70.7  | 118.8 | 0.01 | 87.5  | 2.7  | 2.1 | 0.00 | 0.05 | 1.8 | 82.6 | 0.0 | 17.4 | 0.0 |
| 3/1/2005 13:00:0 | 83.6  | 140.4 | 0.05 | 108.2 | 5.8  | 1.3 | 0.00 | 0.07 | 1.7 | 77.6 | 0.0 | 16.3 | 6.1 |
| 3/1/2005 14:00:0 | 104.3 | 175.2 | 0.11 | 118.6 | 9.3  | 1.1 | 0.00 | 0.09 | 1.8 | 77.6 | 0.0 | 16.3 | 6.1 |
| 3/1/2005 15:00:0 | 105.8 | 177.7 | 0.10 | 126.1 | 8.6  | 1.2 | 0.00 | 0.08 | 1.8 | 77.6 | 0.0 | 16.3 | 6.1 |
| 3/1/2005 16:00:0 | 105.8 | 177.7 | 0.13 | 133.2 | 7.3  | 1.3 | 0.00 | 0.07 | 1.7 | 77.8 | 0.0 | 16.4 | 5.8 |
| 3/1/2005 17:00:0 | 105.0 | 176.4 | 0.17 | 207.1 | 5.2  | 2.0 | 0.00 | 0.05 | 1.7 | 77.6 | 0.0 | 16.3 | 6.1 |
| 3/1/2005 18:00:0 | 104.8 | 176.1 | 0.16 | 195.2 | 5.4  | 1.9 | 0.00 | 0.05 | 1.8 | 77.8 | 0.0 | 16.3 | 5.9 |
| 3/1/2005 19:00:0 | 103.6 | 174.0 | 0.11 | 196.8 | 5.3  | 1.9 | 0.00 | 0.05 | 1.8 | 77.8 | 0.0 | 16.3 | 5.9 |
| 3/1/2005 20:00:0 | 103.1 | 173.2 | 0.14 | 209.3 | 4.9  | 2.0 | 0.00 | 0.05 | 1.8 | 77.8 | 0.0 | 16.3 | 5.9 |
| 3/1/2005 21:00:0 | 96.3  | 161.8 | 0.08 | 239.1 | 4.6  | 2.5 | 0.00 | 0.05 | 1.8 | 77.8 | 0.0 | 16.4 | 5.8 |
| 3/1/2005 22:00:0 | 104.2 | 175.1 | 0.24 | 179.1 | 6.3  | 1.7 | 0.00 | 0.06 | 1.8 | 77.8 | 0.0 | 16.3 | 5.9 |
| 3/1/2005 23:00:0 | 105.8 | 177.7 | 0.22 | 188.6 | 5.7  | 1.8 | 0.00 | 0.05 | 1.8 | 77.8 | 0.0 | 16.3 | 5.9 |
| 3/2/2005 0:00:01 | 105.8 | 177.7 | 0.07 | 185.4 | 5.4  | 1.8 | 0.00 | 0.05 | 1.8 | 77.8 | 0.0 | 16.3 | 5.9 |
| 3/2/2005 1:00:01 | 105.8 | 177.7 | 0.10 | 180.6 | 5.8  | 1.7 | 0.00 | 0.06 | 1.8 | 77.9 | 0.0 | 16.4 | 5.8 |
| 3/2/2005 2:00:01 | 106.1 | 178.2 | 0.09 | 181.7 | 5.7  | 1.7 | 0.00 | 0.05 | 1.8 | 77.8 | 0.0 | 16.4 | 5.8 |
| 3/2/2005 3:00:01 | 106.5 | 178.9 | 0.05 | 191.3 | 5.3  | 1.8 | 0.00 | 0.05 | 1.8 | 82.6 | 0.0 | 17.4 | 0.0 |
| 3/2/2005 4:00:01 | 106.9 | 179.6 | 0.03 | 162.3 | 5.9  | 1.5 | 0.00 | 0.06 | 1.8 | 82.6 | 0.0 | 17.4 | 0.0 |
| 3/2/2005 5:00:01 | 106.9 | 179.6 | 0.08 | 163.1 | 6.4  | 1.5 | 0.00 | 0.06 | 1.8 | 77.9 | 0.0 | 16.4 | 5.7 |
| 3/2/2005 6:00:01 | 107.0 | 179.8 | 0.04 | 180.9 | 6.0  | 1.7 | 0.00 | 0.06 | 1.8 | 82.6 | 0.0 | 17.4 | 0.0 |
| 3/2/2005 7:00:01 | 105.5 | 177.2 | 0.06 | 165.3 | 5.5  | 1.6 | 0.00 | 0.05 | 1.8 | 82.6 | 0.0 | 17.4 | 0.0 |
| 3/2/2005 8:00:01 | 99.1  | 166.5 | 0.47 | 149.0 | 5.2  | 1.5 | 0.00 | 0.05 | 1.7 | 82.6 | 0.0 | 17.4 | 0.0 |
| 3/2/2005 9:00:01 | 99.5  | 167.2 | 0.00 | 141.5 | 6.1  | 1.4 | 0.00 | 0.06 | 1.5 | 82.6 | 0.0 | 17.4 | 0.0 |
| 3/2/2005 10:00:0 | 99.2  | 166.7 | 0.00 | 154.7 | 6.2  | 1.6 | 0.00 | 0.06 | 1.5 | 82.6 | 0.0 | 17.4 | 0.0 |
| 3/2/2005 11:00:0 | 65.6  | 110.2 | 0.00 | 167.0 | 2.7  | 2.6 | 0.00 | 0.04 | 1.5 | 82.6 | 0.0 | 17.4 | 0.0 |
| 3/2/2005 12:00:0 | 91.6  | 153.9 | 0.00 | 168.6 | 5.1  | 1.9 | 0.00 | 0.06 | 1.8 | 82.6 | 0.0 | 17.4 | 0.0 |
| 3/2/2005 13:00:0 | 103.0 | 173.0 | 0.00 | 167.8 | 5.7  | 1.6 | 0.00 | 0.06 | 1.8 | 82.6 | 0.0 | 17.4 | 0.0 |
| 3/2/2005 14:00:0 | 105.5 | 177.2 | 0.00 | 192.6 | 7.3  | 1.8 | 0.00 | 0.07 | 1.8 | 82.6 | 0.0 | 17.4 | 0.0 |
| 3/2/2005 15:00:0 | 80.3  | 134.9 | 0.00 | 184.9 | 4.4  | 2.3 | 0.00 | 0.05 | 1.8 | 82.6 | 0.0 | 17.4 | 0.0 |
| 3/2/2005 16:00:0 | 97.4  | 163.6 | 0.00 | 151.4 | 7.8  | 1.6 | 0.00 | 0.08 | 1.8 | 82.6 | 0.0 | 17.4 | 0.0 |
| 3/2/2005 17:00:0 | 100.9 | 169.5 | 0.00 | 169.1 | 6.4  | 1.7 | 0.00 | 0.06 | 1.7 | 82.6 | 0.0 | 17.4 | 0.0 |
| 3/2/2005 18:00:0 | 95.7  | 160.8 | 0.00 | 170.7 | 6.2  | 1.9 | 0.00 | 0.07 | 1.7 | 82.6 | 0.0 | 17.4 | 0.0 |
| 3/3/2005 0:00:01 | 65.7  | 110.4 | 0.40 | 114.1 | 2.5  | 1.7 | 0.01 | 0.04 | 1.6 | 82.6 | 0.0 | 17.4 | 0.0 |
| 3/3/2005 1:00:01 | 79.6  | 133.7 | 0.82 | 233.6 | 3.5  | 2.9 | 0.01 | 0.04 | 1.7 | 82.6 | 0.0 | 17.4 | 0.0 |
| 3/3/2005 2:00:01 | 90.3  | 151.7 | 0.94 | 159.0 | 16.2 | 1.8 | 0.01 | 0.18 | 1.7 | 82.6 | 0.0 | 17.4 | 0.0 |
| 3/3/2005 3:00:01 | 98.3  | 165.1 | 0.60 | 143.7 | 5.0  | 1.5 | 0.01 | 0.05 | 1.7 | 82.6 | 0.0 | 17.4 | 0.0 |
| 3/3/2005 4:00:01 | 100.6 | 169.0 | 0.74 | 124.4 | 7.0  | 1.2 | 0.01 | 0.07 | 1.9 | 82.6 | 0.0 | 17.4 | 0.0 |
| 3/3/2005 5:00:01 | 102.1 | 171.5 | 0.55 | 162.4 | 8.1  | 1.6 | 0.01 | 0.08 | 1.9 | 82.6 | 0.0 | 17.4 | 0.0 |

|                   |       |       |      |       |      |     |      |      |     |      |     |      |     |
|-------------------|-------|-------|------|-------|------|-----|------|------|-----|------|-----|------|-----|
| 3/3/2005 6:00:01  | 103.8 | 174.4 | 0.84 | 153.3 | 11.0 | 1.5 | 0.01 | 0.11 | 1.9 | 82.6 | 0.0 | 17.4 | 0.0 |
| 3/3/2005 7:00:01  | 102.1 | 171.5 | 0.83 | 208.1 | 7.5  | 2.0 | 0.01 | 0.07 | 1.9 | 77.4 | 0.0 | 16.3 | 6.3 |
| 3/3/2005 8:00:01  | 101.6 | 170.7 | 0.00 | 211.5 | 8.5  | 2.1 | 0.00 | 0.08 | 1.9 | 77.4 | 0.0 | 16.3 | 6.3 |
| 3/3/2005 9:00:01  | 104.7 | 175.9 | 0.00 | 171.1 | 18.6 | 1.6 | 0.00 | 0.18 | 1.7 | 77.4 | 0.0 | 16.3 | 6.3 |
| 3/3/2005 10:00:01 | 107.0 | 179.8 | 0.00 | 165.5 | 5.0  | 1.5 | 0.00 | 0.05 | 3.4 | 62.0 | 0.0 | 31.6 | 6.3 |
| 3/3/2005 11:00:01 | 107.0 | 179.8 | 0.00 | 162.3 | 5.3  | 1.5 | 0.00 | 0.05 | 3.4 | 62.2 | 0.0 | 31.7 | 6.1 |
| 3/3/2005 12:00:01 | 106.9 | 179.6 | 0.00 | 174.4 | 5.0  | 1.6 | 0.00 | 0.05 | 3.3 | 62.0 | 0.0 | 31.6 | 6.3 |
| 3/3/2005 13:00:01 | 106.9 | 179.6 | 0.00 | 182.0 | 4.9  | 1.7 | 0.00 | 0.05 | 3.3 | 62.1 | 0.0 | 31.7 | 6.3 |
| 3/3/2005 14:00:01 | 107.0 | 179.8 | 0.00 | 168.3 | 5.2  | 1.6 | 0.00 | 0.05 | 3.3 | 61.8 | 0.0 | 31.5 | 6.7 |
| 3/3/2005 15:00:01 | 107.0 | 179.8 | 0.00 | 201.5 | 5.1  | 1.9 | 0.00 | 0.05 | 3.4 | 62.2 | 0.0 | 31.7 | 6.1 |
| 3/3/2005 16:00:01 | 107.0 | 179.8 | 0.02 | 139.9 | 9.7  | 1.3 | 0.00 | 0.09 | 3.5 | 62.1 | 0.0 | 31.7 | 6.3 |
| 3/3/2005 17:00:01 | 106.7 | 179.3 | 0.00 | 149.9 | 6.7  | 1.4 | 0.00 | 0.06 | 3.5 | 62.0 | 0.0 | 31.7 | 6.3 |
| 3/3/2005 18:00:01 | 105.2 | 176.7 | 0.00 | 143.0 | 6.4  | 1.4 | 0.00 | 0.06 | 3.5 | 62.0 | 0.0 | 31.7 | 6.3 |
| 3/3/2005 19:00:01 | 105.1 | 176.6 | 0.01 | 140.4 | 6.3  | 1.3 | 0.00 | 0.06 | 3.5 | 62.1 | 0.0 | 31.7 | 6.3 |
| 3/3/2005 20:00:01 | 104.7 | 175.9 | 0.03 | 125.6 | 7.6  | 1.2 | 0.00 | 0.07 | 3.5 | 62.1 | 0.0 | 31.7 | 6.2 |
| 3/3/2005 21:00:01 | 104.0 | 174.7 | 0.05 | 139.7 | 7.0  | 1.3 | 0.00 | 0.07 | 3.7 | 62.9 | 0.0 | 32.1 | 4.9 |
| 3/3/2005 22:00:01 | 104.3 | 175.2 | 0.02 | 127.6 | 10.5 | 1.2 | 0.00 | 0.10 | 3.7 | 63.6 | 0.0 | 32.4 | 4.0 |
| 3/3/2005 23:00:01 | 105.5 | 177.2 | 0.00 | 115.7 | 22.9 | 1.1 | 0.00 | 0.22 | 3.7 | 64.3 | 0.0 | 32.8 | 2.9 |
| 3/4/2005 0:00:01  | 105.8 | 177.7 | 0.00 | 166.3 | 9.4  | 1.6 | 0.00 | 0.09 | 3.6 | 65.5 | 0.0 | 33.4 | 1.0 |
| 3/4/2005 1:00:01  | 105.8 | 177.7 | 0.01 | 188.9 | 5.6  | 1.8 | 0.00 | 0.05 | 3.7 | 65.6 | 0.0 | 33.5 | 1.0 |
| 3/4/2005 2:00:01  | 105.8 | 177.7 | 0.02 | 181.6 | 6.0  | 1.7 | 0.00 | 0.06 | 3.7 | 66.2 | 0.0 | 33.8 | 0.0 |
| 3/4/2005 3:00:01  | 105.8 | 177.7 | 0.02 | 232.7 | 5.9  | 2.2 | 0.00 | 0.06 | 3.7 | 66.2 | 0.0 | 33.8 | 0.0 |
| 3/4/2005 4:00:01  | 106.0 | 178.1 | 0.03 | 221.9 | 6.4  | 2.1 | 0.00 | 0.06 | 3.7 | 66.2 | 0.0 | 33.8 | 0.0 |
| 3/4/2005 5:00:01  | 107.2 | 180.1 | 0.05 | 194.1 | 8.4  | 1.8 | 0.00 | 0.08 | 3.6 | 66.2 | 0.0 | 33.8 | 0.0 |
| 3/4/2005 6:00:01  | 106.4 | 178.8 | 0.05 | 197.3 | 10.6 | 1.9 | 0.00 | 0.10 | 3.7 | 66.2 | 0.0 | 33.8 | 0.0 |
| 3/4/2005 7:00:01  | 107.5 | 180.6 | 0.02 | 188.1 | 8.5  | 1.8 | 0.00 | 0.08 | 3.7 | 66.2 | 0.0 | 33.8 | 0.0 |
| 3/4/2005 8:00:01  | 107.5 | 180.6 | 0.13 | 174.3 | 6.6  | 1.6 | 0.00 | 0.06 | 3.7 | 66.2 | 0.0 | 33.8 | 0.0 |
| 3/4/2005 9:00:01  | 107.6 | 180.8 | 0.11 | 194.6 | 6.4  | 1.8 | 0.00 | 0.06 | 3.5 | 66.2 | 0.0 | 33.8 | 0.0 |
| 3/4/2005 10:00:01 | 107.8 | 181.1 | 0.03 | 187.6 | 7.0  | 1.7 | 0.00 | 0.06 | 3.5 | 62.9 | 0.0 | 32.1 | 4.9 |
| 3/4/2005 11:00:01 | 104.7 | 175.9 | 0.00 | 160.6 | 9.6  | 1.5 | 0.00 | 0.09 | 3.4 | 62.9 | 0.0 | 32.1 | 5.0 |
| 3/4/2005 12:00:01 | 104.5 | 175.6 | 0.00 | 170.8 | 7.1  | 1.6 | 0.00 | 0.07 | 3.4 | 62.9 | 0.0 | 32.1 | 5.0 |
| 3/4/2005 13:00:01 | 104.6 | 175.7 | 0.01 | 146.8 | 5.9  | 1.4 | 0.00 | 0.06 | 3.5 | 63.0 | 0.0 | 32.1 | 4.9 |
| 3/4/2005 14:00:01 | 106.8 | 179.4 | 0.02 | 151.6 | 7.1  | 1.4 | 0.00 | 0.07 | 3.7 | 63.2 | 0.0 | 32.2 | 4.6 |
| 3/4/2005 15:00:01 | 108.0 | 181.4 | 0.03 | 235.4 | 5.5  | 2.2 | 0.00 | 0.05 | 3.5 | 66.2 | 0.0 | 33.8 | 0.0 |
| 3/4/2005 16:00:01 | 108.2 | 181.8 | 0.03 | 172.4 | 9.6  | 1.6 | 0.00 | 0.09 | 3.4 | 63.0 | 0.0 | 32.2 | 4.8 |
| 3/4/2005 17:00:01 | 108.2 | 181.8 | 0.00 | 176.0 | 5.2  | 1.6 | 0.00 | 0.05 | 3.4 | 63.0 | 0.0 | 32.1 | 4.8 |
| 3/4/2005 18:00:01 | 108.2 | 181.8 | 0.00 | 155.5 | 5.7  | 1.4 | 0.00 | 0.05 | 3.5 | 63.1 | 0.0 | 32.2 | 4.7 |

|                  |       |       |      |       |      |     |      |      |     |      |     |      |     |
|------------------|-------|-------|------|-------|------|-----|------|------|-----|------|-----|------|-----|
| 3/4/2005 19:00:0 | 108.5 | 182.3 | 0.01 | 178.8 | 6.3  | 1.6 | 0.00 | 0.06 | 3.6 | 62.8 | 0.0 | 32.1 | 5.1 |
| 3/4/2005 20:00:0 | 109.0 | 183.1 | 0.02 | 142.8 | 6.5  | 1.3 | 0.00 | 0.06 | 3.6 | 63.0 | 0.0 | 32.1 | 4.9 |
| 3/4/2005 21:00:0 | 109.1 | 183.3 | 0.08 | 144.8 | 6.6  | 1.3 | 0.00 | 0.06 | 3.6 | 63.0 | 0.0 | 32.1 | 4.9 |
| 3/4/2005 22:00:0 | 109.0 | 183.1 | 0.27 | 129.6 | 7.9  | 1.2 | 0.00 | 0.07 | 1.8 | 78.6 | 0.0 | 16.5 | 4.9 |
| 3/4/2005 23:00:0 | 109.1 | 183.3 | 0.20 | 138.8 | 6.3  | 1.3 | 0.00 | 0.06 | 1.8 | 78.5 | 0.0 | 16.5 | 5.0 |
| 3/5/2005 0:00:01 | 109.1 | 183.3 | 0.13 | 124.5 | 5.9  | 1.1 | 0.00 | 0.05 | 1.8 | 78.4 | 0.0 | 16.5 | 5.1 |
| 3/5/2005 1:00:01 | 109.0 | 183.1 | 0.12 | 122.4 | 6.5  | 1.1 | 0.00 | 0.06 | 1.8 | 78.6 | 0.0 | 16.5 | 4.9 |
| 3/5/2005 2:00:01 | 109.1 | 183.3 | 0.15 | 133.4 | 6.4  | 1.2 | 0.00 | 0.06 | 1.8 | 78.6 | 0.0 | 16.5 | 4.9 |
| 3/5/2005 3:00:01 | 109.1 | 183.3 | 0.06 | 134.0 | 6.5  | 1.2 | 0.00 | 0.06 | 1.8 | 78.4 | 0.0 | 16.5 | 5.1 |
| 3/5/2005 4:00:01 | 109.0 | 183.1 | 0.08 | 130.5 | 6.1  | 1.2 | 0.00 | 0.06 | 1.8 | 78.6 | 0.0 | 16.5 | 4.9 |
| 3/5/2005 5:00:01 | 109.1 | 183.3 | 0.12 | 130.6 | 5.9  | 1.2 | 0.00 | 0.05 | 1.8 | 78.4 | 0.0 | 16.5 | 5.1 |
| 3/5/2005 6:00:01 | 108.8 | 182.8 | 0.20 | 117.6 | 6.2  | 1.1 | 0.00 | 0.06 | 1.8 | 78.4 | 0.0 | 16.5 | 5.1 |
| 3/5/2005 7:00:01 | 108.4 | 182.1 | 0.22 | 113.8 | 6.7  | 1.0 | 0.00 | 0.06 | 1.8 | 78.5 | 0.0 | 16.5 | 5.1 |
| 3/5/2005 8:00:01 | 108.4 | 182.1 | 0.25 | 124.9 | 8.0  | 1.2 | 0.00 | 0.07 | 1.8 | 78.5 | 0.0 | 16.5 | 5.1 |
| 3/5/2005 9:00:01 | 108.4 | 182.1 | 0.44 | 133.8 | 7.5  | 1.2 | 0.00 | 0.07 | 1.8 | 78.5 | 0.0 | 16.5 | 5.1 |
| 3/5/2005 10:00:0 | 108.7 | 182.6 | 0.16 | 131.4 | 6.6  | 1.2 | 0.00 | 0.06 | 1.8 | 82.6 | 0.0 | 17.4 | 0.0 |
| 3/5/2005 11:00:0 | 100.5 | 168.8 | 0.02 | 127.0 | 11.0 | 1.3 | 0.00 | 0.11 | 1.7 | 78.3 | 0.0 | 16.5 | 5.2 |
| 3/5/2005 12:00:0 | 97.1  | 163.1 | 0.00 | 170.8 | 6.6  | 1.8 | 0.00 | 0.07 | 1.5 | 77.6 | 0.0 | 16.3 | 6.1 |
| 3/5/2005 13:00:0 | 99.6  | 167.3 | 0.00 | 163.0 | 8.3  | 1.6 | 0.00 | 0.08 | 1.6 | 77.2 | 0.0 | 16.2 | 6.6 |
| 3/5/2005 14:00:0 | 103.5 | 173.9 | 0.00 | 144.2 | 7.8  | 1.4 | 0.00 | 0.08 | 1.6 | 77.3 | 0.0 | 16.2 | 6.5 |
| 3/5/2005 15:00:0 | 108.7 | 182.6 | 0.05 | 92.1  | 8.3  | 0.8 | 0.00 | 0.08 | 1.6 | 77.2 | 0.0 | 16.2 | 6.5 |
| 3/5/2005 16:00:0 | 109.4 | 183.8 | 0.04 | 88.0  | 7.5  | 0.8 | 0.00 | 0.07 | 1.6 | 77.2 | 0.0 | 16.2 | 6.6 |
| 3/5/2005 17:00:0 | 109.4 | 183.8 | 0.10 | 90.3  | 7.8  | 0.8 | 0.00 | 0.07 | 2.2 | 72.2 | 0.0 | 21.5 | 6.4 |
| 3/5/2005 18:00:0 | 109.4 | 183.8 | 0.13 | 128.5 | 5.9  | 1.2 | 0.00 | 0.05 | 2.1 | 71.9 | 0.0 | 21.4 | 6.6 |
| 3/5/2005 19:00:0 | 109.9 | 184.6 | 0.12 | 140.9 | 7.5  | 1.3 | 0.00 | 0.07 | 2.2 | 72.2 | 0.0 | 21.5 | 6.4 |
| 3/5/2005 20:00:0 | 110.0 | 184.8 | 0.07 | 119.3 | 7.0  | 1.1 | 0.00 | 0.06 | 2.3 | 72.2 | 0.0 | 21.5 | 6.4 |
| 3/5/2005 21:00:0 | 110.0 | 184.8 | 0.12 | 103.7 | 7.2  | 0.9 | 0.00 | 0.07 | 2.3 | 72.2 | 0.0 | 21.5 | 6.4 |
| 3/5/2005 22:00:0 | 107.3 | 180.3 | 0.31 | 130.8 | 8.0  | 1.2 | 0.00 | 0.08 | 2.3 | 72.3 | 0.0 | 21.5 | 6.2 |
| 3/5/2005 23:00:0 | 108.1 | 181.6 | 0.25 | 147.9 | 6.5  | 1.4 | 0.00 | 0.06 | 2.3 | 72.2 | 0.0 | 21.5 | 6.3 |
| 3/6/2005 0:00:01 | 110.0 | 184.8 | 0.21 | 115.7 | 7.2  | 1.1 | 0.00 | 0.07 | 2.4 | 72.2 | 0.0 | 21.5 | 6.3 |
| 3/6/2005 9:00:01 | 69.8  | 117.3 | 0.08 | 208.5 | 3.1  | 3.0 | 0.00 | 0.04 | 2.1 | 77.1 | 0.0 | 22.9 | 0.0 |
| 3/6/2005 10:00:0 | 83.3  | 139.9 | 0.09 | 265.3 | 4.3  | 3.2 | 0.00 | 0.05 | 2.2 | 73.6 | 0.0 | 21.9 | 4.5 |
| 3/6/2005 11:00:0 | 89.7  | 150.7 | 0.05 | 229.0 | 5.4  | 2.6 | 0.00 | 0.06 | 2.8 | 67.2 | 0.0 | 26.7 | 6.1 |
| 3/6/2005 12:00:0 | 99.8  | 167.7 | 0.13 | 194.3 | 5.5  | 1.9 | 0.00 | 0.05 | 2.8 | 71.6 | 0.0 | 28.4 | 0.0 |
| 3/6/2005 13:00:0 | 104.3 | 175.2 | 0.06 | 190.4 | 5.6  | 1.8 | 0.00 | 0.05 | 2.8 | 66.7 | 0.0 | 26.5 | 6.8 |
| 3/6/2005 14:00:0 | 105.6 | 177.4 | 0.06 | 178.6 | 5.5  | 1.7 | 0.00 | 0.05 | 2.8 | 67.3 | 0.0 | 26.7 | 6.0 |
| 3/6/2005 15:00:0 | 102.2 | 171.7 | 0.06 | 188.2 | 6.5  | 1.9 | 0.00 | 0.07 | 2.8 | 71.6 | 0.0 | 28.4 | 0.0 |

|                   |       |       |      |       |      |     |      |      |     |      |     |      |     |
|-------------------|-------|-------|------|-------|------|-----|------|------|-----|------|-----|------|-----|
| 3/6/2005:16:00:0  | 103.8 | 174.4 | 0.03 | 209.2 | 7.0  | 2.0 | 0.00 | 0.07 | 2.8 | 71.6 | 0.0 | 28.4 | 0.0 |
| 3/6/2005:17:00:0  | 104.0 | 174.7 | 0.00 | 160.6 | 27.0 | 1.5 | 0.00 | 0.26 | 2.8 | 67.3 | 0.0 | 26.7 | 6.0 |
| 3/6/2005:18:00:0  | 104.8 | 176.1 | 0.00 | 158.3 | 15.2 | 1.5 | 0.00 | 0.14 | 2.8 | 71.6 | 0.0 | 28.4 | 0.0 |
| 3/6/2005:19:00:0  | 106.7 | 179.3 | 0.02 | 208.4 | 6.2  | 2.0 | 0.00 | 0.06 | 2.8 | 71.6 | 0.0 | 28.4 | 0.0 |
| 3/6/2005:20:00:0  | 109.4 | 183.8 | 0.18 | 200.3 | 5.3  | 1.8 | 0.00 | 0.05 | 2.9 | 67.6 | 0.0 | 26.8 | 5.6 |
| 3/6/2005:21:00:0  | 109.4 | 183.8 | 0.25 | 140.0 | 11.2 | 1.3 | 0.00 | 0.10 | 2.9 | 67.5 | 0.0 | 26.8 | 5.7 |
| 3/6/2005:22:00:0  | 109.4 | 183.8 | 0.21 | 165.3 | 6.5  | 1.5 | 0.00 | 0.06 | 2.9 | 67.3 | 0.0 | 26.7 | 5.9 |
| 3/9/2005 7:00:01  | 107.0 | 179.8 | 2.18 | 209.6 | 8.4  | 2.0 | 0.02 | 0.08 | 1.8 | 76.9 | 0.0 | 16.2 | 6.9 |
| 3/9/2005 8:00:01  | 105.8 | 177.7 | 0.86 | 198.9 | 7.2  | 1.9 | 0.01 | 0.07 | 1.8 | 76.9 | 0.0 | 16.2 | 6.9 |
| 3/9/2005 9:00:01  | 107.0 | 179.8 | 0.94 | 203.4 | 6.8  | 1.9 | 0.01 | 0.06 | 1.8 | 76.9 | 0.0 | 16.2 | 6.9 |
| 3/9/2005 10:00:0  | 106.9 | 179.6 | 1.12 | 181.5 | 7.8  | 1.7 | 0.01 | 0.07 | 1.8 | 77.0 | 0.0 | 16.2 | 6.9 |
| 3/9/2005 11:00:0  | 106.9 | 179.6 | 1.23 | 186.3 | 6.8  | 1.7 | 0.01 | 0.06 | 1.8 | 77.1 | 0.0 | 16.2 | 6.8 |
| 3/9/2005 12:00:0  | 106.9 | 179.6 | 0.91 | 131.9 | 13.3 | 1.2 | 0.01 | 0.12 | 1.8 | 77.1 | 0.0 | 16.2 | 6.7 |
| 3/9/2005 13:00:0  | 107.0 | 179.8 | 1.11 | 166.2 | 10.2 | 1.6 | 0.01 | 0.10 | 1.8 | 76.9 | 0.0 | 16.2 | 6.9 |
| 3/9/2005 14:00:0  | 107.0 | 179.8 | 0.86 | 157.5 | 9.9  | 1.5 | 0.01 | 0.09 | 1.8 | 77.0 | 0.0 | 16.2 | 6.8 |
| 3/9/2005 15:00:0  | 107.0 | 179.8 | 0.77 | 158.8 | 7.9  | 1.5 | 0.01 | 0.07 | 1.7 | 77.0 | 0.0 | 16.2 | 6.9 |
| 3/9/2005 16:00:0  | 106.9 | 179.6 | 0.83 | 155.5 | 8.0  | 1.5 | 0.01 | 0.07 | 1.7 | 76.9 | 0.0 | 16.2 | 7.0 |
| 3/9/2005 17:00:0  | 107.0 | 179.8 | 0.85 | 167.2 | 7.5  | 1.6 | 0.01 | 0.07 | 1.7 | 82.6 | 0.0 | 17.4 | 0.0 |
| 3/9/2005 18:00:0  | 108.5 | 182.3 | 0.96 | 175.9 | 7.8  | 1.6 | 0.01 | 0.07 | 1.7 | 82.6 | 0.0 | 17.4 | 0.0 |
| 3/9/2005 19:00:0  | 108.7 | 182.6 | 1.03 | 162.0 | 9.1  | 1.5 | 0.01 | 0.08 | 1.8 | 77.1 | 0.0 | 16.2 | 6.8 |
| 3/9/2005 20:00:0  | 108.7 | 182.6 | 0.73 | 151.8 | 9.7  | 1.4 | 0.01 | 0.09 | 1.7 | 77.0 | 0.0 | 16.2 | 6.8 |
| 3/9/2005 21:00:0  | 108.7 | 182.6 | 0.87 | 166.6 | 7.2  | 1.5 | 0.01 | 0.07 | 1.7 | 76.8 | 0.0 | 16.1 | 7.1 |
| 3/9/2005 22:00:0  | 108.7 | 182.6 | 0.85 | 171.4 | 7.3  | 1.6 | 0.01 | 0.07 | 1.7 | 76.9 | 0.0 | 16.2 | 6.9 |
| 3/9/2005 23:00:0  | 106.7 | 179.3 | 0.82 | 207.3 | 7.0  | 1.9 | 0.01 | 0.07 | 1.8 | 76.7 | 0.0 | 16.1 | 7.1 |
| 3/10/2005 0:00:0  | 107.0 | 179.8 | 1.07 | 168.4 | 8.1  | 1.6 | 0.01 | 0.08 | 1.8 | 77.0 | 0.0 | 16.2 | 6.8 |
| 3/10/2005 1:00:0  | 108.7 | 182.6 | 1.17 | 198.2 | 7.9  | 1.8 | 0.01 | 0.07 | 1.7 | 77.0 | 0.0 | 16.2 | 6.8 |
| 3/10/2005 2:00:0  | 104.2 | 175.1 | 1.11 | 237.0 | 8.7  | 2.3 | 0.01 | 0.08 | 1.8 | 76.9 | 0.0 | 16.2 | 7.0 |
| 3/10/2005 3:00:0  | 109.1 | 183.3 | 1.19 | 236.6 | 8.3  | 2.2 | 0.01 | 0.08 | 1.7 | 76.9 | 0.0 | 16.2 | 7.0 |
| 3/10/2005 4:00:0  | 109.1 | 183.3 | 1.26 | 231.9 | 8.4  | 2.1 | 0.01 | 0.08 | 1.7 | 77.0 | 0.0 | 16.2 | 6.8 |
| 3/10/2005 5:00:0  | 108.7 | 182.6 | 1.28 | 212.0 | 9.0  | 1.9 | 0.01 | 0.08 | 1.7 | 77.0 | 0.0 | 16.2 | 6.9 |
| 3/10/2005 6:00:0  | 108.7 | 182.6 | 1.14 | 182.3 | 10.2 | 1.7 | 0.01 | 0.09 | 1.7 | 77.0 | 0.0 | 16.2 | 6.9 |
| 3/10/2005:7:00:0  | 108.5 | 182.3 | 0.99 | 214.5 | 8.6  | 2.0 | 0.01 | 0.08 | 2.2 | 71.8 | 0.0 | 21.4 | 6.8 |
| 3/10/2005:8:00:0  | 104.6 | 175.7 | 0.46 | 238.8 | 9.9  | 2.3 | 0.00 | 0.09 | 2.5 | 77.1 | 0.0 | 22.9 | 0.0 |
| 3/10/2005:9:00:0  | 105.6 | 177.4 | 0.35 | 282.6 | 7.8  | 2.7 | 0.00 | 0.07 | 2.2 | 71.7 | 0.0 | 21.3 | 6.9 |
| 3/10/2005:10:00:0 | 107.2 | 180.1 | 0.29 | 239.5 | 7.5  | 2.2 | 0.00 | 0.07 | 2.2 | 71.9 | 0.0 | 21.4 | 6.7 |
| 3/10/2005:11:00:0 | 108.3 | 181.9 | 0.22 | 243.7 | 7.3  | 2.3 | 0.00 | 0.07 | 2.3 | 71.8 | 0.0 | 21.4 | 6.8 |
| 3/10/2005:12:00:0 | 105.4 | 177.1 | 0.31 | 258.4 | 7.2  | 2.5 | 0.00 | 0.07 | 2.4 | 77.1 | 0.0 | 22.9 | 0.0 |

|                  |       |       |      |       |      |     |      |      |     |      |     |      |     |
|------------------|-------|-------|------|-------|------|-----|------|------|-----|------|-----|------|-----|
| 3/10/2005 13:00  | 106.8 | 179.4 | 0.45 | 243.0 | 8.0  | 2.3 | 0.00 | 0.07 | 2.3 | 72.1 | 0.0 | 21.5 | 6.4 |
| 3/10/2005 14:00  | 110.2 | 185.1 | 0.87 | 207.1 | 8.5  | 1.9 | 0.01 | 0.08 | 2.3 | 72.0 | 0.0 | 21.4 | 6.6 |
| 3/10/2005 15:00  | 109.6 | 184.1 | 0.78 | 215.0 | 7.8  | 2.0 | 0.01 | 0.07 | 2.3 | 71.9 | 0.0 | 21.4 | 6.7 |
| 3/10/2005 16:00  | 107.5 | 180.6 | 0.56 | 188.3 | 9.5  | 1.8 | 0.01 | 0.09 | 2.2 | 71.7 | 0.0 | 21.3 | 7.0 |
| 3/10/2005 17:00  | 95.1  | 159.8 | 0.47 | 216.3 | 10.9 | 2.3 | 0.00 | 0.11 | 2.4 | 77.1 | 0.0 | 22.9 | 0.0 |
| 3/10/2005 18:00  | 100.7 | 169.2 | 0.46 | 264.3 | 6.7  | 2.7 | 0.00 | 0.07 | 1.8 | 77.1 | 0.0 | 16.2 | 6.7 |
| 3/10/2005 19:00  | 108.8 | 182.8 | 0.69 | 202.1 | 7.5  | 1.9 | 0.01 | 0.07 | 1.8 | 76.8 | 0.0 | 16.1 | 7.0 |
| 3/10/2005 20:00  | 108.8 | 182.8 | 0.56 | 208.4 | 7.5  | 1.9 | 0.01 | 0.07 | 1.8 | 76.8 | 0.0 | 16.1 | 7.0 |
| 3/10/2005 21:00  | 109.0 | 183.1 | 0.38 | 206.4 | 7.6  | 1.9 | 0.00 | 0.07 | 1.8 | 77.0 | 0.0 | 16.2 | 6.9 |
| 3/10/2005 22:00  | 108.8 | 182.8 | 0.33 | 201.7 | 7.7  | 1.9 | 0.00 | 0.07 | 1.8 | 76.8 | 0.0 | 16.1 | 7.0 |
| 3/10/2005 23:00  | 108.7 | 182.6 | 0.50 | 145.1 | 10.1 | 1.3 | 0.00 | 0.09 | 1.8 | 77.0 | 0.0 | 16.2 | 6.8 |
| 3/11/2005 0:00:0 | 108.7 | 182.6 | 0.74 | 192.0 | 9.1  | 1.8 | 0.01 | 0.08 | 1.8 | 77.0 | 0.0 | 16.2 | 6.8 |
| 3/11/2005 1:00:0 | 106.7 | 179.3 | 0.49 | 201.0 | 9.7  | 1.9 | 0.00 | 0.09 | 1.8 | 77.1 | 0.0 | 16.2 | 6.7 |
| 3/11/2005 2:00:0 | 104.8 | 176.1 | 0.48 | 184.0 | 7.5  | 1.8 | 0.00 | 0.07 | 1.8 | 76.9 | 0.0 | 16.2 | 6.9 |
| 3/11/2005 3:00:0 | 108.2 | 181.8 | 0.73 | 188.0 | 8.0  | 1.7 | 0.01 | 0.07 | 1.8 | 77.0 | 0.0 | 16.2 | 6.9 |
| 3/11/2005 4:00:0 | 102.2 | 171.7 | 0.61 | 245.6 | 7.1  | 2.4 | 0.01 | 0.07 | 1.8 | 76.9 | 0.0 | 16.2 | 6.9 |
| 3/11/2005 5:00:0 | 103.8 | 174.4 | 0.86 | 238.1 | 7.7  | 2.3 | 0.01 | 0.07 | 1.8 | 76.9 | 0.0 | 16.2 | 6.9 |
| 3/11/2005 6:00:0 | 108.5 | 182.3 | 1.13 | 187.8 | 8.7  | 1.7 | 0.01 | 0.08 | 1.8 | 77.1 | 0.0 | 16.2 | 6.7 |
| 3/11/2005 7:00:0 | 108.7 | 182.6 | 0.90 | 208.2 | 8.3  | 1.9 | 0.01 | 0.08 | 1.8 | 76.9 | 0.0 | 16.2 | 6.9 |
| 3/11/2005 8:00:0 | 108.9 | 183.0 | 0.06 | 223.6 | 8.0  | 2.1 | 0.00 | 0.07 | 1.8 | 77.2 | 0.0 | 16.2 | 6.6 |
| 3/11/2005 9:00:0 | 109.1 | 183.3 | 0.04 | 167.3 | 8.8  | 1.5 | 0.00 | 0.08 | 1.8 | 76.9 | 0.0 | 16.2 | 6.9 |
| 3/11/2005 10:00  | 109.0 | 183.1 | 0.06 | 153.9 | 9.4  | 1.4 | 0.00 | 0.09 | 1.8 | 77.0 | 0.0 | 16.2 | 6.8 |
| 3/11/2005 11:00  | 109.0 | 183.1 | 0.04 | 193.6 | 7.7  | 1.8 | 0.00 | 0.07 | 1.7 | 76.8 | 0.0 | 16.1 | 7.0 |
| 3/11/2005 12:00  | 107.0 | 179.8 | 0.01 | 219.0 | 7.6  | 2.0 | 0.00 | 0.07 | 2.4 | 71.8 | 0.0 | 21.4 | 6.9 |
| 3/11/2005 13:00  | 109.0 | 183.1 | 0.02 | 245.5 | 7.3  | 2.3 | 0.00 | 0.07 | 2.3 | 71.7 | 0.0 | 21.3 | 6.9 |
| 3/11/2005 14:00  | 108.7 | 182.6 | 0.01 | 225.9 | 7.5  | 2.1 | 0.00 | 0.07 | 2.3 | 71.9 | 0.0 | 21.4 | 6.7 |
| 3/11/2005 15:00  | 108.4 | 182.1 | 0.01 | 221.0 | 7.4  | 2.0 | 0.00 | 0.07 | 2.3 | 71.8 | 0.0 | 21.4 | 6.8 |
| 3/11/2005 16:00  | 109.0 | 183.1 | 0.02 | 199.7 | 7.7  | 1.8 | 0.00 | 0.07 | 2.3 | 71.7 | 0.0 | 21.3 | 7.0 |
| 3/11/2005 17:00  | 108.4 | 182.1 | 0.01 | 187.4 | 7.7  | 1.7 | 0.00 | 0.07 | 2.3 | 71.9 | 0.0 | 21.4 | 6.7 |
| 3/11/2005 18:00  | 101.5 | 170.5 | 0.01 | 221.0 | 6.8  | 2.2 | 0.00 | 0.07 | 2.3 | 72.3 | 0.0 | 21.5 | 6.2 |
| 3/11/2005 19:00  | 102.6 | 172.4 | 0.00 | 272.4 | 7.2  | 2.7 | 0.00 | 0.07 | 2.3 | 72.6 | 0.0 | 21.6 | 5.8 |
| 3/11/2005 20:00  | 105.2 | 176.7 | 0.00 | 241.8 | 7.5  | 2.3 | 0.00 | 0.07 | 2.3 | 72.6 | 0.0 | 21.6 | 5.8 |
| 3/11/2005 21:00  | 105.1 | 176.6 | 0.00 | 224.8 | 7.6  | 2.1 | 0.00 | 0.07 | 2.3 | 72.5 | 0.0 | 21.6 | 5.9 |
| 3/11/2005 22:00  | 105.2 | 176.7 | 0.00 | 242.0 | 7.3  | 2.3 | 0.00 | 0.07 | 2.3 | 72.4 | 0.0 | 21.6 | 6.0 |
| 3/11/2005 23:00  | 105.2 | 176.7 | 0.00 | 248.4 | 6.9  | 2.4 | 0.00 | 0.07 | 2.3 | 72.5 | 0.0 | 21.6 | 5.9 |
| 3/12/2005 0:00:0 | 105.2 | 176.7 | 0.00 | 228.7 | 7.1  | 2.2 | 0.00 | 0.07 | 2.3 | 72.5 | 0.0 | 21.6 | 5.9 |
| 3/12/2005 1:00:0 | 105.2 | 176.7 | 0.00 | 244.6 | 6.8  | 2.3 | 0.00 | 0.06 | 2.3 | 72.5 | 0.0 | 21.6 | 5.9 |

|                   |       |       |       |       |      |     |      |      |     |      |     |      |     |
|-------------------|-------|-------|-------|-------|------|-----|------|------|-----|------|-----|------|-----|
| 3/12/2005 2:00:0  | 105.2 | 176.7 | 0.00  | 233.6 | 7.1  | 2.2 | 0.00 | 0.07 | 2.3 | 72.5 | 0.0 | 21.6 | 5.9 |
| 3/12/2005 3:00:0  | 105.2 | 176.7 | 0.00  | 223.8 | 7.7  | 2.1 | 0.00 | 0.07 | 2.3 | 72.5 | 0.0 | 21.6 | 5.9 |
| 3/12/2005 4:00:0  | 105.2 | 176.7 | 0.01  | 238.5 | 7.6  | 2.3 | 0.00 | 0.07 | 2.3 | 72.6 | 0.0 | 21.6 | 5.8 |
| 3/12/2005 5:00:0  | 105.2 | 176.7 | 0.00  | 251.1 | 6.9  | 2.4 | 0.00 | 0.07 | 2.3 | 72.6 | 0.0 | 21.6 | 5.8 |
| 3/12/2005 6:00:0  | 105.2 | 176.7 | 0.00  | 215.3 | 6.8  | 2.0 | 0.00 | 0.06 | 2.3 | 72.6 | 0.0 | 21.6 | 5.8 |
| 3/12/2005 7:00:0  | 102.3 | 171.9 | 0.00  | 209.0 | 6.7  | 2.0 | 0.00 | 0.07 | 2.3 | 72.4 | 0.0 | 21.5 | 6.1 |
| 3/12/2005 8:00:0  | 101.3 | 170.2 | 0.08  | 215.4 | 6.8  | 2.1 | 0.00 | 0.07 | 2.3 | 72.5 | 0.0 | 21.6 | 5.9 |
| 3/12/2005 9:00:0  | 103.6 | 174.0 | 0.11  | 239.4 | 6.8  | 2.3 | 0.00 | 0.07 | 2.3 | 72.6 | 0.0 | 21.6 | 5.7 |
| 3/12/2005 10:00:0 | 104.8 | 176.1 | 0.27  | 235.5 | 6.8  | 2.2 | 0.00 | 0.07 | 2.3 | 72.6 | 0.0 | 21.6 | 5.7 |
| 3/12/2005 11:00:0 | 105.3 | 176.9 | 0.26  | 234.6 | 6.8  | 2.2 | 0.00 | 0.06 | 2.3 | 72.5 | 0.0 | 21.6 | 5.9 |
| 3/12/2005 12:00:0 | 104.5 | 175.6 | 0.22  | 189.2 | 6.8  | 1.8 | 0.00 | 0.06 | 2.3 | 77.1 | 0.0 | 22.9 | 0.0 |
| 3/12/2005 13:00:0 | 85.7  | 144.0 | 11.14 | 152.5 | 29.9 | 1.8 | 0.15 | 0.36 | 1.7 | 71.8 | 0.0 | 21.4 | 6.8 |
| 3/12/2005 14:00:0 | 83.7  | 140.6 | 0.14  | 228.2 | 5.1  | 2.7 | 0.00 | 0.06 | 2   | 72.1 | 0.0 | 21.4 | 6.5 |
| 3/12/2005 15:00:0 | 98.3  | 165.1 | 0.26  | 197.7 | 6.4  | 2.0 | 0.00 | 0.07 | 2.8 | 67.2 | 0.0 | 26.7 | 6.2 |
| 3/12/2005 16:00:0 | 102.0 | 171.4 | 0.22  | 196.8 | 6.7  | 1.9 | 0.00 | 0.07 | 2.8 | 67.4 | 0.0 | 26.7 | 5.9 |
| 3/12/2005 17:00:0 | 103.7 | 174.2 | 0.24  | 205.6 | 6.9  | 2.0 | 0.00 | 0.07 | 2.9 | 67.4 | 0.0 | 26.7 | 5.9 |
| 3/12/2005 18:00:0 | 104.5 | 175.6 | 0.32  | 190.5 | 9.0  | 1.8 | 0.00 | 0.09 | 2.9 | 71.6 | 0.0 | 28.4 | 0.0 |
| 3/12/2005 19:00:0 | 103.9 | 174.6 | 0.31  | 240.7 | 7.0  | 2.3 | 0.00 | 0.07 | 2.9 | 71.6 | 0.0 | 28.4 | 0.0 |
| 3/12/2005 20:00:0 | 63.5  | 106.7 | 0.06  | 174.3 | 2.3  | 2.0 | 0.00 | 0.07 | 2.9 | 71.6 | 0.0 | 28.4 | 0.0 |
| 3/12/2005 22:00:0 | 63.7  | 107.0 | 0.05  | 108.6 | 8.3  | 1.8 | 0.00 | 0.12 | 2.4 | 66.5 | 0.0 | 26.4 | 7.1 |
| 3/12/2005 23:00:0 | 80.4  | 135.1 | 0.31  | 170.7 | 7.5  | 2.1 | 0.00 | 0.09 | 2.8 | 71.6 | 0.0 | 28.4 | 0.0 |
| 3/13/2005 0:00:0  | 83.1  | 139.6 | 0.21  | 191.3 | 15.6 | 2.3 | 0.00 | 0.20 | 2.5 | 71.6 | 0.0 | 28.4 | 0.0 |
| 3/13/2005 1:00:0  | 80.2  | 134.7 | 0.11  | 155.0 | 5.9  | 1.9 | 0.00 | 0.07 | 2.6 | 68.3 | 0.0 | 27.1 | 4.7 |
| 3/13/2005 2:00:0  | 92.1  | 154.7 | 0.29  | 142.3 | 7.4  | 1.5 | 0.00 | 0.08 | 2.7 | 68.2 | 0.0 | 27.1 | 4.7 |
| 3/13/2005 3:00:0  | 97.5  | 163.8 | 0.12  | 174.3 | 6.9  | 1.8 | 0.00 | 0.07 | 2.8 | 67.6 | 0.0 | 26.8 | 5.6 |
| 3/13/2005 4:00:0  | 101.0 | 169.7 | 0.10  | 183.0 | 7.0  | 1.8 | 0.00 | 0.07 | 2.9 | 67.4 | 0.0 | 26.7 | 5.9 |
| 3/13/2005 5:00:0  | 102.5 | 172.2 | 0.15  | 187.0 | 7.6  | 1.8 | 0.00 | 0.07 | 2.9 | 68.4 | 0.0 | 27.1 | 4.4 |
| 3/13/2005 6:00:0  | 104.3 | 175.2 | 0.27  | 207.7 | 7.5  | 2.0 | 0.00 | 0.07 | 2.9 | 67.3 | 0.0 | 26.7 | 5.9 |
| 3/13/2005 7:00:0  | 103.8 | 174.4 | 0.28  | 188.0 | 7.2  | 1.8 | 0.00 | 0.07 | 2.3 | 72.6 | 0.0 | 21.6 | 5.8 |
| 3/13/2005 8:00:0  | 105.9 | 177.9 | 0.01  | 151.4 | 7.9  | 1.4 | 0.00 | 0.07 | 2.4 | 72.4 | 0.0 | 21.6 | 6.0 |
| 3/13/2005 9:00:0  | 105.2 | 176.7 | 0.01  | 143.9 | 7.8  | 1.4 | 0.00 | 0.07 | 2.4 | 72.6 | 0.0 | 21.6 | 5.8 |
| 3/13/2005 10:00:0 | 106.7 | 179.3 | 0.08  | 182.2 | 7.6  | 1.7 | 0.00 | 0.07 | 2.3 | 72.5 | 0.0 | 21.6 | 6.0 |
| 3/13/2005 11:00:0 | 99.4  | 167.0 | 0.03  | 260.5 | 6.5  | 2.6 | 0.00 | 0.07 | 2.3 | 77.1 | 0.0 | 22.9 | 0.0 |
| 3/13/2005 12:00:0 | 94.9  | 159.4 | 0.01  | 301.3 | 6.0  | 3.2 | 0.00 | 0.06 | 2.4 | 77.1 | 0.0 | 22.9 | 0.0 |
| 3/13/2005 13:00:0 | 101.1 | 169.8 | 0.06  | 327.4 | 6.5  | 3.2 | 0.00 | 0.06 | 2.4 | 77.1 | 0.0 | 22.9 | 0.0 |
| 3/13/2005 14:00:0 | 105.1 | 176.6 | 0.10  | 304.0 | 7.1  | 2.9 | 0.00 | 0.07 | 2.5 | 72.5 | 0.0 | 21.6 | 6.0 |
| 3/13/2005 15:00:0 | 105.1 | 176.6 | 0.10  | 214.5 | 8.2  | 2.0 | 0.00 | 0.08 | 2.4 | 72.4 | 0.0 | 21.5 | 6.1 |

|                   |       |       |      |       |      |     |      |      |     |      |     |      |     |
|-------------------|-------|-------|------|-------|------|-----|------|------|-----|------|-----|------|-----|
| 3/13/2005 16:00   | 104:9 | 176:2 | 0.09 | 216.4 | 13.6 | 2.1 | 0.00 | 0.13 | 2.5 | 72.5 | 0.0 | 21.6 | 5.9 |
| 3/13/2005 17:00   | 100:4 | 168:7 | 0.01 | 264.7 | 6.4  | 2.6 | 0.00 | 0.06 | 2.5 | 77.1 | 0.0 | 22.9 | 0.0 |
| 3/13/2005 18:00   | 107:0 | 179:8 | 0.06 | 251.0 | 7.0  | 2.3 | 0.00 | 0.07 | 2.3 | 72.5 | 0.0 | 21.6 | 5.9 |
| 3/13/2005 19:00   | 107:0 | 179:8 | 0.07 | 243.4 | 6.9  | 2.3 | 0.00 | 0.06 | 2.4 | 72.6 | 0.0 | 21.6 | 5.8 |
| 3/13/2005 20:00   | 104:1 | 174:9 | 0.08 | 213.3 | 6.8  | 2.1 | 0.00 | 0.07 | 2.4 | 72.6 | 0.0 | 21.6 | 5.7 |
| 3/13/2005 21:00   | 102:2 | 171:7 | 0.11 | 221.2 | 6.9  | 2.2 | 0.00 | 0.07 | 2.4 | 72.2 | 0.0 | 21.5 | 6.4 |
| 3/13/2005 22:00   | 102:5 | 172:2 | 0.09 | 247.1 | 7.3  | 2.4 | 0.00 | 0.07 | 2.4 | 72.2 | 0.0 | 21.5 | 6.4 |
| 3/13/2005 23:00   | 104:3 | 175:2 | 0.10 | 232.6 | 7.5  | 2.2 | 0.00 | 0.07 | 2.4 | 72.3 | 0.0 | 21.5 | 6.2 |
| 3/14/2005 0:00:0  | 104:6 | 175:7 | 0.10 | 217.9 | 7.6  | 2.1 | 0.00 | 0.07 | 2.4 | 72.3 | 0.0 | 21.5 | 6.2 |
| 3/14/2005 1:00:0  | 105:2 | 176:7 | 0.09 | 218.2 | 7.6  | 2.1 | 0.00 | 0.07 | 2.4 | 72.2 | 0.0 | 21.5 | 6.4 |
| 3/14/2005 2:00:0  | 105:2 | 176:7 | 0.14 | 182.2 | 8.6  | 1.7 | 0.00 | 0.08 | 2.4 | 72.2 | 0.0 | 21.5 | 6.4 |
| 3/14/2005 3:00:0  | 105:2 | 176:7 | 0.25 | 211.0 | 8.1  | 2.0 | 0.00 | 0.08 | 2.4 | 72.2 | 0.0 | 21.5 | 6.3 |
| 3/14/2005 4:00:0  | 105:4 | 177:1 | 0.25 | 193.4 | 8.6  | 1.8 | 0.00 | 0.08 | 2.5 | 72.3 | 0.0 | 21.5 | 6.2 |
| 3/14/2005 5:00:0  | 105:8 | 177:7 | 0.12 | 141.4 | 12.3 | 1.3 | 0.00 | 0.12 | 2.4 | 72.3 | 0.0 | 21.5 | 6.2 |
| 3/14/2005 6:00:0  | 105:8 | 177:7 | 0.22 | 163.7 | 10.1 | 1.5 | 0.00 | 0.10 | 2.4 | 72.1 | 0.0 | 21.5 | 6.4 |
| 3/14/2005 7:00:0  | 105:8 | 177:7 | 0.39 | 210.9 | 8.3  | 2.0 | 0.00 | 0.08 | 2.4 | 72.1 | 0.0 | 21.5 | 6.4 |
| 3/14/2005 8:00:0  | 105:8 | 177:7 | 1.03 | 213.8 | 8.3  | 2.0 | 0.01 | 0.08 | 2.3 | 72.2 | 0.0 | 21.5 | 6.4 |
| 3/14/2005 9:00:0  | 105:8 | 177:7 | 0.91 | 206.9 | 8.2  | 2.0 | 0.01 | 0.08 | 2.3 | 77.1 | 0.0 | 22.9 | 0.0 |
| 3/14/2005 10:00:0 | 106:0 | 178:1 | 0.86 | 176.1 | 9.0  | 1.7 | 0.01 | 0.08 | 3.5 | 62.3 | 0.0 | 31.6 | 6.1 |
| 3/14/2005 11:00:0 | 106:8 | 179:4 | 1.19 | 201.3 | 8.8  | 1.9 | 0.01 | 0.08 | 3.4 | 61.8 | 0.0 | 31.4 | 6.9 |
| 3/14/2005 12:00:0 | 107:0 | 179:8 | 1.10 | 223.6 | 9.1  | 2.1 | 0.01 | 0.09 | 3.4 | 61.8 | 0.0 | 31.4 | 6.8 |
| 3/14/2005 13:00:0 | 106:5 | 178:9 | 0.89 | 179.7 | 8.8  | 1.7 | 0.01 | 0.08 | 3.3 | 61.8 | 0.0 | 31.4 | 6.8 |
| 3/14/2005 14:00:0 | 106.6 | 179.1 | 0.90 | 191.1 | 8.5  | 1.8 | 0.01 | 0.08 | 3.4 | 62.0 | 0.0 | 31.5 | 6.6 |
| 3/14/2005 15:00:0 | 106.0 | 178.1 | 1.06 | 150.0 | 9.9  | 1.4 | 0.01 | 0.09 | 3.3 | 61.8 | 0.0 | 31.4 | 6.9 |
| 3/14/2005 16:00:0 | 107.3 | 180.3 | 0.72 | 193.7 | 8.5  | 1.8 | 0.01 | 0.08 | 3.3 | 62.0 | 0.0 | 31.5 | 6.6 |
| 3/14/2005 17:00:0 | 106.9 | 179.6 | 0.95 | 193.9 | 8.3  | 1.8 | 0.01 | 0.08 | 3.3 | 62.0 | 0.0 | 31.5 | 6.6 |
| 3/14/2005 18:00:0 | 105.9 | 177.9 | 0.91 | 170.8 | 8.5  | 1.6 | 0.01 | 0.08 | 3.4 | 61.9 | 0.0 | 31.4 | 6.7 |
| 3/14/2005 19:00:0 | 106.2 | 178.4 | 0.83 | 193.3 | 8.5  | 1.8 | 0.01 | 0.08 | 3.4 | 61.6 | 0.0 | 31.6 | 6.8 |
| 3/14/2005 20:00:0 | 106.0 | 178.1 | 0.95 | 208.0 | 8.6  | 2.0 | 0.01 | 0.08 | 3.4 | 61.7 | 0.0 | 31.6 | 6.7 |
| 3/14/2005 21:00:0 | 105.2 | 176.7 | 0.94 | 191.1 | 8.3  | 1.8 | 0.01 | 0.08 | 3.4 | 61.7 | 0.0 | 31.7 | 6.6 |
| 3/14/2005 22:00:0 | 105.7 | 177.6 | 1.08 | 197.0 | 8.6  | 1.9 | 0.01 | 0.08 | 3.4 | 61.6 | 0.0 | 31.6 | 6.8 |
| 3/14/2005 23:00:0 | 104.7 | 175.9 | 0.85 | 218.0 | 8.1  | 2.1 | 0.01 | 0.08 | 3.4 | 61.4 | 0.0 | 31.8 | 6.8 |
| 3/15/2005 0:00:0  | 102.6 | 172.4 | 0.96 | 211.9 | 8.1  | 2.1 | 0.01 | 0.08 | 3.4 | 61.4 | 0.0 | 31.8 | 6.8 |
| 3/15/2005 1:00:0  | 103.3 | 173.5 | 0.88 | 207.8 | 8.3  | 2.0 | 0.01 | 0.08 | 3.4 | 61.5 | 0.0 | 31.8 | 6.7 |
| 3/15/2005 2:00:0  | 106.0 | 178.1 | 0.95 | 161.3 | 8.8  | 1.5 | 0.01 | 0.08 | 3.4 | 61.6 | 0.0 | 31.9 | 6.5 |
| 3/15/2005 3:00:0  | 105.8 | 177.7 | 1.08 | 168.8 | 8.8  | 1.6 | 0.01 | 0.08 | 3.4 | 61.5 | 0.0 | 31.9 | 6.6 |
| 3/15/2005 4:00:0  | 105.3 | 176.9 | 0.65 | 181.5 | 8.6  | 1.7 | 0.01 | 0.08 | 3   | 64.7 | 0.0 | 28.5 | 6.9 |



|                   |       |       |      |       |     |     |      |      |     |      |     |      |     |
|-------------------|-------|-------|------|-------|-----|-----|------|------|-----|------|-----|------|-----|
| 3/15/2005 5:00:0  | 104.8 | 176.1 | 0.77 | 162.5 | 8.6 | 1.6 | 0.01 | 0.08 | 3   | 64.7 | 0.0 | 28.5 | 6.8 |
| 3/15/2005 6:00:0  | 105.0 | 176.4 | 0.78 | 168.9 | 8.6 | 1.6 | 0.01 | 0.08 | 3   | 64.7 | 0.0 | 28.5 | 6.8 |
| 3/15/2005 7:00:0  | 104.0 | 174.7 | 0.87 | 207.0 | 8.0 | 2.0 | 0.01 | 0.08 | 3.2 | 64.8 | 0.0 | 28.5 | 6.7 |
| 3/15/2005 8:00:0  | 104.0 | 174.7 | 0.12 | 205.3 | 8.1 | 2.0 | 0.00 | 0.08 | 3.1 | 64.7 | 0.0 | 28.5 | 6.9 |
| 3/15/2005 9:00:0  | 107.1 | 179.9 | 0.24 | 158.1 | 8.3 | 1.5 | 0.00 | 0.08 | 3.1 | 69.4 | 0.0 | 30.6 | 0.0 |
| 3/15/2005 10:00:0 | 104.8 | 176.1 | 0.11 | 175.6 | 7.6 | 1.7 | 0.00 | 0.07 | 3.1 | 69.4 | 0.0 | 30.6 | 0.0 |
| 3/15/2005 11:00:0 | 93.0  | 156.2 | 0.02 | 219.9 | 6.5 | 2.4 | 0.00 | 0.07 | 3.1 | 69.4 | 0.0 | 30.6 | 0.0 |
| 3/15/2005 12:00:0 | 104.2 | 175.1 | 0.10 | 228.9 | 7.6 | 2.2 | 0.00 | 0.07 | 3   | 64.5 | 0.0 | 28.4 | 7.1 |
| 3/15/2005 13:00:0 | 102.4 | 172.0 | 0.05 | 223.1 | 7.3 | 2.2 | 0.00 | 0.07 | 3   | 64.5 | 0.0 | 28.4 | 7.2 |
| 3/15/2005 14:00:0 | 101.0 | 169.7 | 0.01 | 243.4 | 7.3 | 2.4 | 0.00 | 0.07 | 3   | 64.5 | 0.0 | 28.4 | 7.2 |
| 3/15/2005 15:00:0 | 104.8 | 176.1 | 0.08 | 267.7 | 7.7 | 2.6 | 0.00 | 0.07 | 3   | 64.5 | 0.0 | 28.4 | 7.2 |
| 3/15/2005 16:00:0 | 107.0 | 179.8 | 0.15 | 231.3 | 7.8 | 2.2 | 0.00 | 0.07 | 3   | 64.7 | 0.0 | 28.5 | 6.8 |
| 3/15/2005 17:00:0 | 106.9 | 179.6 | 0.09 | 240.9 | 8.0 | 2.3 | 0.00 | 0.07 | 3   | 69.4 | 0.0 | 30.6 | 0.0 |
| 3/15/2005 18:00:0 | 107.0 | 179.8 | 0.06 | 259.7 | 7.7 | 2.4 | 0.00 | 0.07 | 3   | 69.4 | 0.0 | 30.6 | 0.0 |
| 3/15/2005 19:00:0 | 107.0 | 179.8 | 0.06 | 252.9 | 7.6 | 2.4 | 0.00 | 0.07 | 3.1 | 64.6 | 0.0 | 28.5 | 6.9 |
| 3/15/2005 20:00:0 | 105.8 | 177.7 | 0.07 | 263.5 | 6.8 | 2.5 | 0.00 | 0.06 | 3.1 | 64.8 | 0.0 | 28.5 | 6.7 |
| 3/15/2005 21:00:0 | 106.2 | 178.4 | 0.05 | 226.5 | 6.8 | 2.1 | 0.00 | 0.06 | 3.1 | 64.9 | 0.0 | 28.6 | 6.6 |
| 3/15/2005 22:00:0 | 106.0 | 178.1 | 0.10 | 173.6 | 7.3 | 1.6 | 0.00 | 0.07 | 3.1 | 64.6 | 0.0 | 28.5 | 6.9 |
| 3/15/2005 23:00:0 | 106.5 | 178.9 | 0.07 | 206.6 | 6.7 | 1.9 | 0.00 | 0.06 | 3.1 | 64.8 | 0.0 | 28.6 | 6.6 |
| 3/16/2005 0:00:0  | 105.8 | 177.7 | 0.05 | 172.2 | 6.5 | 1.6 | 0.00 | 0.06 | 3.1 | 64.9 | 0.0 | 28.6 | 6.5 |
| 3/16/2005 1:00:0  | 105.5 | 177.2 | 0.08 | 144.6 | 6.4 | 1.4 | 0.00 | 0.06 | 3.2 | 64.9 | 0.0 | 28.6 | 6.6 |
| 3/16/2005 2:00:0  | 104.6 | 175.7 | 0.09 | 153.4 | 6.2 | 1.5 | 0.00 | 0.06 | 3.2 | 64.8 | 0.0 | 28.6 | 6.6 |
| 3/16/2005 3:00:0  | 105.4 | 177.1 | 0.05 | 188.3 | 6.2 | 1.8 | 0.00 | 0.06 | 3.2 | 64.9 | 0.0 | 28.6 | 6.5 |
| 3/16/2005 4:00:0  | 106.1 | 178.2 | 0.04 | 155.3 | 6.4 | 1.5 | 0.00 | 0.06 | 3.2 | 64.7 | 0.0 | 28.5 | 6.8 |
| 3/16/2005 5:00:0  | 106.6 | 179.1 | 0.03 | 114.7 | 6.2 | 1.1 | 0.00 | 0.06 | 3.2 | 64.8 | 0.0 | 28.5 | 6.7 |
| 3/16/2005 6:00:0  | 106.3 | 178.6 | 0.01 | 118.3 | 6.5 | 1.1 | 0.00 | 0.06 | 3.2 | 64.8 | 0.0 | 28.5 | 6.7 |
| 3/16/2005 7:00:0  | 104.8 | 176.1 | 0.01 | 154.4 | 5.9 | 1.5 | 0.00 | 0.06 | 3.2 | 64.7 | 0.0 | 28.5 | 6.8 |
| 3/16/2005 23:00:0 | 75.9  | 127.5 | 0.00 | 271.0 | 4.8 | 3.6 | 0.00 | 0.06 | 3   | 67.3 | 0.0 | 32.7 | 0.0 |
| 3/17/2005 0:00:0  | 96.1  | 161.4 | 0.00 | 203.5 | 5.7 | 2.2 | 0.00 | 0.06 | 3.3 | 67.3 | 0.0 | 32.7 | 0.0 |
| 3/17/2005 1:00:0  | 104.6 | 175.7 | 0.00 | 165.5 | 6.0 | 1.6 | 0.00 | 0.06 | 3.4 | 65.3 | 0.0 | 31.8 | 2.9 |
| 3/17/2005 2:00:0  | 104.3 | 175.2 | 0.00 | 148.5 | 5.8 | 1.4 | 0.00 | 0.06 | 3.4 | 64.2 | 0.0 | 31.2 | 4.5 |
| 3/17/2005 3:00:0  | 91.9  | 154.4 | 0.00 | 201.0 | 4.8 | 2.2 | 0.00 | 0.05 | 3.4 | 63.9 | 0.0 | 31.1 | 5.0 |
| 3/17/2005 4:00:0  | 84.5  | 142.0 | 0.00 | 209.0 | 4.7 | 2.4 | 0.00 | 0.06 | 3.2 | 63.4 | 0.0 | 30.8 | 5.8 |
| 3/17/2005 5:00:0  | 102.3 | 171.9 | 0.00 | 167.5 | 5.5 | 1.6 | 0.00 | 0.05 | 3.1 | 69.4 | 0.0 | 30.6 | 0.0 |
| 3/17/2005 6:00:0  | 103.6 | 174.0 | 0.00 | 190.7 | 5.4 | 1.8 | 0.00 | 0.05 | 3.1 | 66.1 | 0.0 | 29.1 | 4.8 |
| 3/17/2005 7:00:0  | 103.2 | 173.4 | 0.00 | 145.9 | 5.6 | 1.4 | 0.00 | 0.05 | 3.1 | 65.6 | 0.0 | 28.9 | 5.5 |
| 3/17/2005 8:00:0  | 100.6 | 169.0 | 0.00 | 147.2 | 9.3 | 1.5 | 0.00 | 0.09 | 3.1 | 67.1 | 0.0 | 29.5 | 3.4 |

|                   |       |       |      |       |      |     |      |      |     |      |     |      |     |
|-------------------|-------|-------|------|-------|------|-----|------|------|-----|------|-----|------|-----|
| 3/17/2005 9:00:0  | 98.5  | 165.5 | 0.00 | 101.1 | 20.5 | 1.0 | 0.00 | 0.21 | 3   | 67.0 | 0.0 | 29.5 | 3.5 |
| 3/17/2005 10:00:0 | 99.7  | 167.5 | 0.00 | 122.3 | 13.1 | 1.2 | 0.00 | 0.13 | 3.1 | 66.3 | 0.0 | 29.2 | 4.5 |
| 3/17/2005 11:00:0 | 99.9  | 167.8 | 0.00 | 128.6 | 9.5  | 1.3 | 0.00 | 0.09 | 2.9 | 68.4 | 0.0 | 27.1 | 4.5 |
| 3/17/2005 12:00:0 | 101.9 | 171.2 | 0.00 | 140.9 | 9.6  | 1.4 | 0.00 | 0.09 | 2.9 | 68.5 | 0.0 | 27.2 | 4.4 |
| 3/17/2005 13:00:0 | 102.2 | 171.7 | 0.00 | 116.7 | 9.1  | 1.1 | 0.00 | 0.09 | 2.9 | 68.5 | 0.0 | 27.2 | 4.3 |
| 3/17/2005 14:00:0 | 102.2 | 171.7 | 0.00 | 108.4 | 9.2  | 1.1 | 0.00 | 0.09 | 2.8 | 68.0 | 0.0 | 27.0 | 5.1 |
| 3/17/2005 15:00:0 | 103.4 | 173.7 | 0.00 | 123.0 | 13.2 | 1.2 | 0.00 | 0.13 | 2.8 | 68.1 | 0.0 | 27.0 | 4.9 |
| 3/17/2005 16:00:0 | 102.9 | 172.9 | 0.00 | 127.1 | 9.3  | 1.2 | 0.00 | 0.09 | 2.7 | 68.7 | 0.0 | 27.3 | 4.1 |
| 3/17/2005 17:00:0 | 72.3  | 121.5 | 0.00 | 176.7 | 4.3  | 2.8 | 0.00 | 0.07 | 2.6 | 68.7 | 0.0 | 27.3 | 4.0 |
| 3/17/2005 18:00:0 | 84.7  | 142.3 | 0.00 | 146.8 | 10.1 | 1.8 | 0.00 | 0.12 | 2.6 | 69.3 | 0.0 | 27.5 | 3.2 |
| 3/17/2005 19:00:0 | 97.3  | 163.5 | 0.00 | 124.8 | 20.3 | 1.3 | 0.00 | 0.21 | 2.6 | 71.6 | 0.0 | 28.4 | 0.0 |
| 3/17/2005 20:00:0 | 78.0  | 131.0 | 0.00 | 185.5 | 13.2 | 2.4 | 0.00 | 0.19 | 2.6 | 71.6 | 0.0 | 28.4 | 0.0 |
| 3/17/2005 21:00:0 | 90.2  | 151.5 | 0.00 | 316.8 | 5.6  | 3.5 | 0.00 | 0.06 | 2.9 | 71.6 | 0.0 | 28.4 | 0.0 |
| 3/17/2005 22:00:0 | 93.6  | 157.2 | 0.00 | 262.9 | 9.0  | 2.8 | 0.00 | 0.10 | 2.9 | 67.9 | 0.0 | 27.0 | 5.1 |
| 3/17/2005 23:00:0 | 73.5  | 123.5 | 0.00 | 156.4 | 4.0  | 2.7 | 0.00 | 0.06 | 2.5 | 67.4 | 0.0 | 26.7 | 5.9 |
| 3/18/2005 0:00:0  | 94.8  | 159.3 | 0.00 | 149.4 | 7.0  | 1.6 | 0.00 | 0.07 | 2.8 | 68.0 | 0.0 | 27.0 | 5.0 |
| 3/18/2005 1:00:0  | 100.8 | 169.3 | 0.00 | 166.8 | 6.9  | 1.7 | 0.00 | 0.07 | 3.2 | 63.4 | 0.0 | 30.8 | 5.8 |
| 3/18/2005 2:00:0  | 101.5 | 170.5 | 0.00 | 149.3 | 7.2  | 1.5 | 0.00 | 0.07 | 3.2 | 67.3 | 0.0 | 32.7 | 0.0 |
| 3/18/2005 3:00:0  | 95.7  | 160.8 | 0.00 | 173.7 | 5.9  | 1.8 | 0.00 | 0.06 | 3.2 | 67.3 | 0.0 | 32.7 | 0.0 |
| 3/18/2005 4:00:0  | 92.0  | 154.6 | 0.00 | 207.8 | 5.4  | 2.3 | 0.00 | 0.06 | 3.2 | 67.3 | 0.0 | 32.7 | 0.0 |
| 3/18/2005 5:00:0  | 93.8  | 157.6 | 0.00 | 240.3 | 5.8  | 2.6 | 0.00 | 0.06 | 3.2 | 67.3 | 0.0 | 32.7 | 0.0 |
| 3/18/2005 6:00:0  | 97.1  | 163.1 | 0.00 | 221.7 | 7.5  | 2.3 | 0.00 | 0.08 | 3.2 | 67.3 | 0.0 | 32.7 | 0.0 |
| 3/18/2005 7:00:0  | 98.5  | 165.5 | 0.00 | 139.3 | 29.3 | 1.4 | 0.00 | 0.30 | 3.2 | 67.3 | 0.0 | 32.7 | 0.0 |
| 3/18/2005 8:00:0  | 100.4 | 168.7 | 0.00 | 237.3 | 7.9  | 2.4 | 0.00 | 0.08 | 3.2 | 62.8 | 0.0 | 30.5 | 6.7 |
| 3/18/2005 9:00:0  | 100.4 | 168.7 | 0.00 | 227.5 | 7.9  | 2.3 | 0.00 | 0.08 | 3.1 | 62.7 | 0.0 | 30.5 | 6.7 |
| 3/18/2005 10:00:0 | 103.4 | 173.7 | 0.00 | 198.9 | 5.9  | 1.9 | 0.00 | 0.06 | 3.2 | 62.7 | 0.0 | 30.5 | 6.8 |
| 3/18/2005 11:00:0 | 105.8 | 177.7 | 0.00 | 162.7 | 6.2  | 1.5 | 0.00 | 0.06 | 3.7 | 67.3 | 0.0 | 32.7 | 0.0 |
| 3/18/2005 12:00:0 | 106.2 | 178.4 | 0.00 | 200.4 | 6.7  | 1.9 | 0.00 | 0.06 | 3.4 | 62.7 | 0.0 | 30.5 | 6.8 |
| 3/18/2005 13:00:0 | 103.3 | 173.5 | 0.00 | 176.3 | 6.1  | 1.7 | 0.00 | 0.06 | 3.2 | 62.6 | 0.0 | 30.4 | 6.9 |
| 3/18/2005 14:00:0 | 102.7 | 172.5 | 0.00 | 191.3 | 5.2  | 1.9 | 0.00 | 0.05 | 3.2 | 62.8 | 0.0 | 30.5 | 6.7 |
| 3/18/2005 15:00:0 | 94.9  | 159.4 | 0.00 | 146.4 | 11.0 | 1.5 | 0.00 | 0.12 | 3.2 | 62.7 | 0.0 | 30.5 | 6.8 |
| 3/18/2005 16:00:0 | 94.4  | 158.6 | 0.00 | 135.1 | 10.5 | 1.4 | 0.00 | 0.11 | 3.1 | 63.0 | 0.0 | 30.6 | 6.3 |
| 3/18/2005 17:00:0 | 99.4  | 167.0 | 0.00 | 141.2 | 15.6 | 1.4 | 0.00 | 0.16 | 3.1 | 62.6 | 0.0 | 30.5 | 6.9 |
| 3/18/2005 18:00:0 | 101.0 | 169.7 | 0.00 | 177.9 | 5.1  | 1.8 | 0.00 | 0.05 | 3.1 | 62.7 | 0.0 | 30.5 | 6.8 |
| 3/18/2005 19:00:0 | 101.0 | 169.7 | 0.00 | 145.8 | 5.1  | 1.4 | 0.00 | 0.05 | 3.2 | 62.9 | 0.0 | 30.6 | 6.5 |
| 3/18/2005 20:00:0 | 101.0 | 169.7 | 0.00 | 167.5 | 5.2  | 1.7 | 0.00 | 0.05 | 3.3 | 62.8 | 0.0 | 30.5 | 6.7 |
| 3/18/2005 21:00:0 | 101.0 | 169.7 | 0.00 | 174.2 | 6.0  | 1.7 | 0.00 | 0.06 | 3.2 | 62.8 | 0.0 | 30.6 | 6.6 |

|                  |       |       |      |       |      |     |      |      |     |      |      |      |     |     |
|------------------|-------|-------|------|-------|------|-----|------|------|-----|------|------|------|-----|-----|
| 3/18/2005 22:00: | 68.1  | 114.4 | 0.00 | 131.1 | 3.2  | 2.0 | 0.00 | 0.05 | 3.2 | 67.3 | 0.0  | 32.7 | 0.0 |     |
| 3/18/2005 23:00: | 70.3  | 118.1 | 0.00 | 133.3 | 3.0  | 1.9 | 0.00 | 0.04 | 2.9 | 67.3 | 0.0  | 32.7 | 0.0 |     |
| 3/19/2005 0:00:0 | 74.4  | 125.0 | 0.00 | 169.5 | 3.5  | 2.3 | 0.00 | 0.05 | 2.9 | 67.3 | 0.0  | 32.7 | 0.0 |     |
| 3/19/2005 1:00:0 | 73.9  | 124.2 | 0.00 | 181.4 | 3.3  | 2.5 | 0.00 | 0.04 | 2.8 | 67.3 | 0.0  | 32.7 | 0.0 |     |
| 3/19/2005 2:00:0 | 71.3  | 119.8 | 0.00 | 165.1 | 3.2  | 2.7 | 0.00 | 0.05 | 2.8 | 67.3 | 0.0  | 32.7 | 0.0 |     |
| 3/19/2005 3:00:0 | 53.6  | 90.0  | 0.00 | 74.8  | 1.9  | 1.6 | 0.00 | 0.04 | 2.8 | 67.3 | 0.0  | 32.7 | 0.0 |     |
| 3/20/2005 2:00:0 | 63.2  | 106.2 | 0.00 | 192.9 | 3.2  | 3.1 | 0.00 | 0.05 | 0.5 | 94.1 | 0.0  | 5.9  | 0.0 |     |
| 3/20/2005 3:00:0 | 76.5  | 128.5 | 0.00 | 264.2 | 3.8  | 3.5 | 0.00 | 0.05 | 0.5 | 94.1 | 0.0  | 5.9  | 0.0 |     |
| 3/20/2005 4:00:0 | 83.0  | 139.4 | 0.00 | 185.2 | 7.0  | 2.2 | 0.00 | 0.08 | 0.6 | 89.2 | 0.0  | 5.6  | 5.2 |     |
| 3/20/2005 5:00:0 | 94.5  | 158.8 | 0.00 | 161.5 | 6.8  | 1.7 | 0.00 | 0.07 | 0.6 | 94.1 | 0.0  | 5.9  | 0.0 |     |
| 3/20/2005 6:00:0 | 97.2  | 163.3 | 0.00 | 145.0 | 5.5  | 1.5 | 0.00 | 0.06 | 0.6 | 94.1 | 0.0  | 5.9  | 0.0 |     |
| 3/20/2005 7:00:0 | 100.7 | 169.2 | 0.00 | 131.3 | 6.3  | 1.3 | 0.00 | 0.06 | 0.6 | 87.7 | 0.0  | 5.5  | 6.8 |     |
| 3/20/2005 8:00:0 | 101.1 | 169.8 | 0.00 | 131.2 | 6.4  | 1.3 | 0.00 | 0.06 | 0.6 | 87.5 | 0.0  | 5.5  | 7.0 |     |
| 3/20/2005 9:00:0 | 105.1 | 176.6 | 0.00 | 119.4 | 10.0 | 1.1 | 0.00 | 0.10 | 0.6 | 87.5 | 0.0  | 5.5  | 7.0 |     |
| 3/20/2005 10:00: | 106.5 | 178.9 | 0.00 | 166.7 | 6.2  | 1.6 | 0.00 | 0.06 | 0.6 | 87.5 | 0.0  | 5.5  | 7.1 |     |
| 3/20/2005 11:00: | 109.2 | 183.5 | 0.00 | 161.6 | 7.2  | 1.5 | 0.00 | 0.07 | 0.6 | 87.6 | 0.0  | 5.5  | 6.9 |     |
| 3/20/2005 12:00: | 110.4 | 185.5 | 0.00 | 168.4 | 6.1  | 1.5 | 0.00 | 0.06 | 0.6 | 87.7 | 0.0  | 5.5  | 6.8 |     |
| 3/20/2005 13:00: | 109.9 | 184.6 | 0.00 | 157.0 | 5.9  | 1.4 | 0.00 | 0.05 | 0.6 | 87.4 | 0.0  | 5.5  | 7.2 |     |
| 3/20/2005 14:00: | 108.8 | 182.8 | 0.00 | 148.7 | 6.6  | 1.4 | 0.00 | 0.06 | 0.6 | 87.5 | 0.0  | 5.5  | 7.0 |     |
| 3/20/2005 15:00: | 110.3 | 185.3 | 0.00 | 145.5 | 7.2  | 1.3 | 0.00 | 0.07 | 0.6 | 87.7 | 0.0  | 5.5  | 6.8 |     |
| 3/20/2005 16:00: | 109.1 | 183.3 | 0.00 | 140.1 | 6.8  | 1.3 | 0.00 | 0.06 | 0.6 | 87.4 | 0.0  | 5.5  | 7.1 |     |
| 3/20/2005 17:00: | 111.3 | 187.0 | 0.00 | 126.1 | 10.0 | 1.1 | 0.00 | 0.09 | 0.6 | 87.4 | 0.0  | 5.5  | 7.1 |     |
| 3/20/2005 18:00: | 110.3 | 185.3 | 0.00 | 158.6 | 8.3  | 1.4 | 0.00 | 0.07 | 0.6 | 87.4 | 0.0  | 5.5  | 7.1 |     |
| 3/20/2005 19:00: | 110.0 | 184.8 | 0.00 | 138.2 | 8.6  | 1.3 | 0.00 | 0.08 | 0.6 | 87.5 | 0.0  | 5.5  | 7.0 |     |
| 3/20/2005 20:00: | 108.1 | 181.6 | 0.00 | 177.2 | 8.0  | 1.6 | 0.00 | 0.07 | 0.6 | 94.1 | 0.0  | 5.9  | 0.0 |     |
| 3/20/2005 21:00: | 94.9  | 159.4 | 0.00 | 224.6 | 5.6  | 2.4 | 0.00 | 0.06 | 0.6 | 94.1 | 0.0  | 5.9  | 0.0 |     |
| 3/20/2005 22:00: | 96.1  | 161.4 | 0.00 | 236.1 | 5.2  | 2.5 | 0.00 | 0.05 | 0.6 | 94.1 | 0.0  | 5.9  | 0.0 |     |
| 3/20/2005 23:00: | 100.6 | 169.0 | 0.00 | 177.7 | 5.7  | 1.8 | 0.00 | 0.06 | 0.6 | 94.1 | 0.0  | 5.9  | 0.0 |     |
| 3/21/2005 0:00:0 | 104.1 | 174.9 | 0.00 | 146.8 | 9.3  | 1.4 | 0.00 | 0.09 | 0.6 | 87.6 | 0.0  | 5.5  | 6.9 |     |
| 3/21/2005 1:00:0 | 105.0 | 176.4 | 0.00 | 142.7 | 15.2 | 1.4 | 0.00 | 0.15 | 0.6 | 87.5 | 0.0  | 5.5  | 7.0 |     |
| 3/21/2005 2:00:0 | 99.9  | 167.8 | 0.00 | 190.7 | 6.5  | 1.9 | 0.00 | 0.07 | 0.6 | 94.1 | 0.0  | 5.9  | 0.0 |     |
| 3/21/2005 3:00:0 | 102.1 | 171.5 | 0.00 | 163.0 | 6.2  | 1.6 | 0.00 | 0.06 | 0.6 | 87.6 | 0.0  | 5.5  | 6.9 |     |
| 3/21/2005 4:00:0 | 104.4 | 175.4 | 0.00 | 156.5 | 6.9  | 1.5 | 0.00 | 0.07 | 0.6 | 94.1 | 0.0  | 5.9  | 0.0 |     |
| 3/21/2005 5:00:0 | 104.6 | 175.7 | 0.00 | 156.8 | 7.9  | 1.5 | 0.00 | 0.08 | 0.6 | 87.4 | 0.0  | 5.5  | 7.1 |     |
| 3/21/2005 6:00:0 | 102.6 | 172.4 | 0.00 | 159.5 | 7.5  | 1.6 | 0.00 | 0.07 | 0.6 | 94.1 | 0.0  | 5.9  | 0.0 |     |
| 3/22/2005 22:00: | 97.8  | 164.3 | 0.00 | 147.8 | 6.6  | 1.5 | 0.00 | 0.07 | 1.3 | 0    | 91.8 | 2.7  | 0.0 | 5.6 |
| 3/22/2005 23:00: | 92.4  | 155.2 | 0.00 | 193.3 | 5.3  | 2.1 | 0.00 | 0.06 | 1.3 | 0    | 93.8 | 2.8  | 0.0 | 3.5 |

|                   |       |       |      |       |      |     |      |      |     |     |      |     |      |     |
|-------------------|-------|-------|------|-------|------|-----|------|------|-----|-----|------|-----|------|-----|
| 3/23/2005 0:00:0  | 98.5  | 165.5 | 0.00 | 128.4 | 10.6 | 1.3 | 0.00 | 0.11 | 1.3 | 0   | 93.8 | 2.8 | 0.0  | 3.5 |
| 3/23/2005 1:00:0  | 97.9  | 164.5 | 0.00 | 142.9 | 5.7  | 1.5 | 0.00 | 0.06 | 1.3 | 0   | 92.8 | 2.8 | 0.0  | 4.5 |
| 3/23/2005 2:00:0  | 99.6  | 167.3 | 0.00 | 142.2 | 6.6  | 1.4 | 0.00 | 0.07 | 1.3 | 0   | 92.4 | 2.7 | 0.0  | 5.0 |
| 3/23/2005 7:00:0  | 90.2  | 151.5 | 0.00 | 196.7 | 5.0  | 2.2 | 0.00 | 0.06 | 1.3 | 0   | 97.3 | 2.7 | 0.0  | 0.0 |
| 3/23/2005 8:00:0  | 84.5  | 142.0 | 0.00 | 194.5 | 4.7  | 2.3 | 0.00 | 0.06 | 1.3 | 0   | 97.0 | 3.0 | 0.0  | 0.0 |
| 3/23/2005 9:00:0  | 79.2  | 133.1 | 0.00 | 165.0 | 10.0 | 2.1 | 0.00 | 0.13 | 1.3 | 0   | 96.9 | 3.1 | 0.0  | 0.0 |
| 3/23/2005 10:00:0 | 70.3  | 118.1 | 0.00 | 159.5 | 4.3  | 2.3 | 0.00 | 0.06 | 1.3 | 0   | 89.7 | 3.6 | 0.0  | 7.0 |
| 3/24/2005 8:00:0  | 101.2 | 170.0 | 0.00 | 130.7 | 6.0  | 1.3 | 0.00 | 0.06 |     | 1.2 | 82.5 | 0.0 | 10.6 | 7.0 |
| 3/24/2005 9:00:0  | 102.5 | 172.2 | 0.00 | 111.6 | 6.2  | 1.1 | 0.00 | 0.06 |     | 1.2 | 82.3 | 0.0 | 10.5 | 7.2 |
| 3/24/2005 10:00:0 | 103.9 | 174.6 | 0.00 | 124.1 | 10.5 | 1.2 | 0.00 | 0.10 |     | 1.2 | 88.7 | 0.0 | 11.3 | 0.0 |
| 3/24/2005 11:00:0 | 104.0 | 174.7 | 0.00 | 137.1 | 8.7  | 1.3 | 0.00 | 0.08 |     | 1.2 | 82.5 | 0.0 | 10.6 | 6.9 |
| 3/24/2005 12:00:0 | 104.0 | 174.7 | 0.00 | 164.8 | 14.3 | 1.6 | 0.00 | 0.14 |     | 1.2 | 82.4 | 0.0 | 10.5 | 7.0 |
| 3/24/2005 13:00:0 | 104.0 | 174.7 | 0.00 | 158.1 | 7.2  | 1.5 | 0.00 | 0.07 |     | 1.2 | 82.3 | 0.0 | 10.6 | 7.0 |
| 3/24/2005 14:00:0 | 104.2 | 175.1 | 0.00 | 142.3 | 9.7  | 1.4 | 0.00 | 0.09 |     | 1.2 | 82.4 | 0.0 | 10.7 | 7.0 |
| 3/24/2005 15:00:0 | 104.6 | 175.7 | 0.01 | 150.1 | 13.0 | 1.4 | 0.00 | 0.12 |     | 1.2 | 88.4 | 0.0 | 11.6 | 0.0 |
| 3/24/2005 16:00:0 | 104.6 | 175.7 | 0.00 | 156.9 | 12.4 | 1.5 | 0.00 | 0.12 |     | 1.2 | 82.1 | 0.0 | 10.7 | 7.2 |
| 3/24/2005 17:00:0 | 104.4 | 175.4 | 0.00 | 165.0 | 7.2  | 1.6 | 0.00 | 0.07 |     | 1.7 | 83.0 | 0.0 | 17.0 | 0.0 |
| 3/24/2005 18:00:0 | 104.0 | 174.7 | 0.01 | 163.3 | 7.0  | 1.6 | 0.00 | 0.07 |     | 1.7 | 83.0 | 0.0 | 17.0 | 0.0 |
| 3/24/2005 19:00:0 | 104.7 | 175.9 | 0.02 | 151.7 | 7.1  | 1.4 | 0.00 | 0.07 |     | 1.7 | 83.0 | 0.0 | 17.0 | 0.0 |
| 3/24/2005 20:00:0 | 106.4 | 178.8 | 0.02 | 153.3 | 6.5  | 1.4 | 0.00 | 0.06 |     | 1.7 | 77.9 | 0.0 | 15.2 | 6.8 |
| 3/24/2005 21:00:0 | 106.4 | 178.8 | 0.00 | 154.7 | 6.5  | 1.5 | 0.00 | 0.06 |     | 1.7 | 77.7 | 0.0 | 15.2 | 7.1 |
| 3/24/2005 22:00:0 | 106.5 | 178.9 | 0.01 | 152.4 | 6.6  | 1.4 | 0.00 | 0.06 |     | 1.7 | 77.8 | 0.0 | 15.2 | 7.1 |
| 3/24/2005 23:00:0 | 108.1 | 181.6 | 0.00 | 148.2 | 7.0  | 1.4 | 0.00 | 0.07 |     | 1.7 | 78.0 | 0.0 | 15.2 | 6.7 |
| 3/25/2005 7:00:0  | 108.5 | 182.3 | 0.00 | 149.8 | 7.3  | 1.4 | 0.00 | 0.07 |     | 1.8 | 76.7 | 0.0 | 16.2 | 7.1 |
| 3/25/2005 8:00:0  | 106.5 | 178.9 | 0.00 | 170.5 | 7.9  | 1.6 | 0.00 | 0.07 |     | 1.8 | 82.5 | 0.0 | 17.5 | 0.0 |
| 3/25/2005 9:00:0  | 98.1  | 164.8 | 0.00 | 161.8 | 10.5 | 1.6 | 0.00 | 0.11 |     | 1.9 | 76.9 | 0.0 | 16.3 | 6.8 |
| 3/25/2005 10:00:0 | 98.6  | 165.6 | 0.00 | 118.2 | 39.2 | 1.2 | 0.00 | 0.39 |     | 1.9 | 76.8 | 0.0 | 16.3 | 6.9 |
| 3/25/2005 11:00:0 | 101.2 | 170.0 | 0.00 | 177.2 | 9.9  | 1.8 | 0.00 | 0.10 |     | 1.7 | 76.9 | 0.0 | 16.3 | 6.8 |
| 3/25/2005 12:00:0 | 102.8 | 172.7 | 0.00 | 143.9 | 12.1 | 1.4 | 0.00 | 0.12 |     | 1.5 | 78.8 | 0.0 | 14.3 | 6.9 |
| 3/25/2005 13:00:0 | 104.0 | 174.7 | 0.00 | 129.0 | 12.2 | 1.2 | 0.00 | 0.12 |     | 1.5 | 78.7 | 0.0 | 14.2 | 7.1 |
| 3/25/2005 14:00:0 | 104.0 | 174.7 | 0.00 | 126.0 | 9.0  | 1.2 | 0.00 | 0.09 |     | 1.6 | 78.9 | 0.0 | 14.3 | 6.9 |
| 3/25/2005 15:00:0 | 104.0 | 174.7 | 0.00 | 118.1 | 9.2  | 1.1 | 0.00 | 0.09 |     | 1.6 | 78.7 | 0.0 | 14.3 | 7.0 |
| 3/25/2005 16:00:0 | 104.4 | 175.4 | 0.00 | 110.5 | 9.6  | 1.1 | 0.00 | 0.09 |     | 1.6 | 78.8 | 0.0 | 14.3 | 7.0 |
| 3/25/2005 17:00:0 | 104.1 | 174.9 | 0.00 | 113.1 | 10.5 | 1.1 | 0.00 | 0.10 |     | 1.2 | 88.5 | 0.0 | 11.5 | 0.0 |
| 3/25/2005 18:00:0 | 104.0 | 174.7 | 0.00 | 119.3 | 9.1  | 1.1 | 0.00 | 0.09 |     | 1.2 | 88.5 | 0.0 | 11.5 | 0.0 |
| 3/25/2005 19:00:0 | 104.0 | 174.7 | 0.00 | 114.7 | 9.9  | 1.1 | 0.00 | 0.10 |     | 1.2 | 82.2 | 0.0 | 10.6 | 7.1 |
| 3/25/2005 20:00:0 | 101.9 | 171.2 | 0.00 | 109.3 | 14.3 | 1.1 | 0.00 | 0.14 |     | 1.2 | 88.5 | 0.0 | 11.5 | 0.0 |

|                  |       |       |      |       |      |     |      |      |
|------------------|-------|-------|------|-------|------|-----|------|------|
| 3/25/2005 21:00: | 101.0 | 169.7 | 0.00 | 104.3 | 8.9  | 1.0 | 0.00 | 0.09 |
| 3/25/2005 22:00: | 101.0 | 169.7 | 0.00 | 95.6  | 9.0  | 0.9 | 0.00 | 0.09 |
| 3/25/2005 23:00: | 100.9 | 169.5 | 0.00 | 94.4  | 15.4 | 0.9 | 0.00 | 0.15 |
| 3/26/2005 0:00:0 | 99.8  | 167.7 | 0.00 | 97.5  | 10.4 | 1.0 | 0.00 | 0.10 |
| 3/26/2005 1:00:0 | 99.8  | 167.7 | 0.00 | 98.3  | 9.5  | 1.0 | 0.00 | 0.10 |
| 3/26/2005 2:00:0 | 99.8  | 167.7 | 0.00 | 97.6  | 7.0  | 1.0 | 0.00 | 0.07 |
| 3/26/2005 3:00:0 | 99.9  | 167.8 | 0.00 | 107.6 | 6.5  | 1.1 | 0.00 | 0.07 |
| 3/26/2005 4:00:0 | 99.1  | 166.5 | 0.00 | 112.7 | 6.6  | 1.1 | 0.00 | 0.07 |
| 3/26/2005 5:00:0 | 101.0 | 169.7 | 0.00 | 105.9 | 11.3 | 1.0 | 0.00 | 0.11 |
| 3/26/2005 6:00:0 | 101.0 | 169.7 | 0.00 | 113.4 | 7.3  | 1.1 | 0.00 | 0.07 |
| 3/26/2005 7:00:0 | 101.0 | 169.7 | 0.00 | 104.2 | 13.5 | 1.0 | 0.00 | 0.13 |
| 3/26/2005 8:00:0 | 101.0 | 169.7 | 0.01 | 95.5  | 16.2 | 0.9 | 0.00 | 0.16 |
| 3/26/2005 9:00:0 | 101.3 | 170.2 | 0.00 | 89.6  | 11.9 | 0.9 | 0.00 | 0.12 |
| 3/26/2005 10:00: | 101.0 | 169.7 | 0.00 | 89.8  | 7.5  | 0.9 | 0.00 | 0.07 |
| 3/26/2005 11:00: | 101.0 | 169.7 | 0.01 | 87.4  | 8.9  | 0.9 | 0.00 | 0.09 |
| 3/26/2005 12:00: | 101.0 | 169.7 | 0.00 | 82.0  | 7.6  | 0.8 | 0.00 | 0.07 |
| 3/26/2005 13:00: | 101.0 | 169.7 | 0.01 | 77.5  | 9.8  | 0.8 | 0.00 | 0.10 |
| 3/26/2005 14:00: | 101.0 | 169.7 | 0.00 | 81.0  | 7.6  | 0.8 | 0.00 | 0.08 |
| 3/27/2005 19:00: | 102.8 | 172.7 | 0.04 | 217.5 | 6.5  | 2.1 | 0.00 | 0.06 |
| 3/27/2005 20:00: | 100.6 | 169.0 | 0.02 | 225.7 | 8.8  | 2.2 | 0.00 | 0.09 |
| 3/27/2005 21:00: | 101.3 | 170.2 | 0.02 | 215.9 | 6.6  | 2.1 | 0.00 | 0.07 |
| 3/27/2005 22:00: | 101.0 | 169.7 | 0.01 | 195.7 | 7.1  | 1.9 | 0.00 | 0.07 |
| 3/27/2005 23:00: | 101.4 | 170.4 | 0.00 | 193.8 | 6.6  | 1.9 | 0.00 | 0.06 |
| 3/28/2005 0:00:0 | 100.7 | 169.2 | 0.00 | 180.9 | 8.6  | 1.8 | 0.00 | 0.09 |
| 3/28/2005 1:00:0 | 103.3 | 173.5 | 0.01 | 143.4 | 12.6 | 1.4 | 0.00 | 0.12 |
| 3/28/2005 2:00:0 | 101.4 | 170.4 | 0.00 | 164.6 | 6.4  | 1.6 | 0.00 | 0.06 |
| 3/28/2005 19:00: | 98.6  | 165.6 | 0.00 | 210.4 | 6.3  | 2.1 | 0.00 | 0.06 |
| 3/28/2005 20:00: | 100.6 | 169.0 | 0.01 | 204.5 | 6.5  | 2.0 | 0.00 | 0.07 |
| 3/28/2005 21:00: | 101.0 | 169.7 | 0.01 | 211.5 | 6.4  | 2.1 | 0.00 | 0.06 |
| 3/28/2005 22:00: | 101.0 | 169.7 | 0.01 | 187.4 | 6.8  | 1.9 | 0.00 | 0.07 |
| 3/28/2005 23:00: | 101.0 | 169.7 | 0.05 | 156.0 | 9.9  | 1.5 | 0.00 | 0.10 |
| 3/29/2005 0:00:0 | 101.5 | 170.5 | 0.02 | 136.7 | 10.5 | 1.3 | 0.00 | 0.10 |
| 3/29/2005 1:00:0 | 102.3 | 171.9 | 0.02 | 134.6 | 16.9 | 1.3 | 0.00 | 0.17 |
| 3/29/2005 2:00:0 | 102.7 | 172.5 | 0.00 | 152.2 | 10.2 | 1.5 | 0.00 | 0.10 |
| 3/29/2005 3:00:0 | 102.5 | 172.2 | 0.00 | 162.0 | 17.0 | 1.6 | 0.00 | 0.17 |
| 3/29/2005 4:00:0 | 101.0 | 169.7 | 0.00 | 167.3 | 10.3 | 1.7 | 0.00 | 0.10 |
| 3/29/2005 5:00:0 | 101.0 | 169.7 | 0.00 | 163.0 | 11.9 | 1.6 | 0.00 | 0.12 |

|     |      |     |      |     |
|-----|------|-----|------|-----|
| 1.1 | 82.5 | 0.0 | 10.7 | 6.8 |
| 1.1 | 82.4 | 0.0 | 10.7 | 6.9 |
| 1.2 | 82.9 | 0.0 | 11.0 | 6.1 |
| 1.2 | 83.4 | 0.0 | 11.0 | 5.6 |
| 1.1 | 83.0 | 0.0 | 11.0 | 6.1 |
| 1.1 | 83.0 | 0.0 | 11.0 | 6.1 |
| 1.1 | 83.1 | 0.0 | 11.0 | 5.9 |
| 1.2 | 83.3 | 0.0 | 11.0 | 5.7 |
| 1.2 | 83.4 | 0.0 | 11.0 | 5.6 |
| 1.2 | 88.3 | 0.0 | 11.7 | 0.0 |
| 0.7 | 86.2 | 0.0 | 7.4  | 6.4 |
| 0.7 | 86.4 | 0.0 | 7.4  | 6.2 |
| 0.7 | 86.5 | 0.0 | 7.4  | 6.1 |
| 0.7 | 86.5 | 0.0 | 7.4  | 6.1 |
| 2.1 | 73.3 | 0.0 | 20.9 | 5.9 |
| 2.1 | 73.1 | 0.0 | 20.8 | 6.0 |
| 2.1 | 77.8 | 0.0 | 22.2 | 0.0 |
| 2.1 | 77.8 | 0.0 | 22.2 | 0.0 |
| 0.6 | 94.2 | 0.0 | 5.8  | 0.0 |
| 0.6 | 89.3 | 0.0 | 5.5  | 5.3 |
| 0.6 | 94.2 | 0.0 | 5.8  | 0.0 |
| 0.6 | 89.5 | 0.0 | 5.5  | 5.0 |
| 0.6 | 89.4 | 0.0 | 5.5  | 5.1 |
| 0.6 | 88.6 | 0.0 | 5.4  | 5.9 |
| 0.6 | 88.4 | 0.0 | 5.4  | 6.1 |
| 0.6 | 94.2 | 0.0 | 5.8  | 0.0 |
| 0.5 | 95.2 | 0.0 | 4.8  | 0.0 |
| 0.5 | 95.2 | 0.0 | 4.8  | 0.0 |
| 0.6 | 94.2 | 0.0 | 5.8  | 0.0 |
| 0.6 | 94.2 | 0.0 | 5.8  | 0.0 |
| 0.6 | 88.9 | 0.0 | 5.5  | 5.6 |
| 0.6 | 87.9 | 0.0 | 5.5  | 6.6 |
| 0.6 | 88.1 | 0.0 | 5.5  | 6.4 |
| 0.6 | 87.9 | 0.0 | 5.5  | 6.6 |
| 0.6 | 87.9 | 0.0 | 5.5  | 6.5 |
| 0.6 | 88.0 | 0.0 | 5.4  | 6.6 |
| 0.6 | 88.1 | 0.0 | 5.4  | 6.5 |

|                   |       |       |      |       |      |     |      |      |
|-------------------|-------|-------|------|-------|------|-----|------|------|
| 3/29/2005 6:00:0  | 100.5 | 168.8 | 0.00 | 164.0 | 10.3 | 1.6 | 0.00 | 0.10 |
| 3/29/2005 19:00:0 | 102.8 | 172.7 | 0.01 | 149.1 | 7.4  | 1.5 | 0.00 | 0.07 |
| 3/29/2005 20:00:0 | 103.4 | 173.7 | 0.01 | 144.6 | 8.5  | 1.4 | 0.00 | 0.08 |
| 3/29/2005 21:00:0 | 103.0 | 173.0 | 0.00 | 152.6 | 7.3  | 1.5 | 0.00 | 0.07 |
| 3/29/2005 22:00:0 | 90.9  | 152.7 | 0.19 | 138.0 | 35.9 | 1.5 | 0.00 | 0.40 |
| 3/29/2005 23:00:0 | 94.9  | 159.4 | 0.00 | 153.8 | 8.7  | 1.6 | 0.00 | 0.09 |
| 3/30/2005 0:00:0  | 100.1 | 168.2 | 0.00 | 171.0 | 6.7  | 1.7 | 0.00 | 0.07 |
| 3/30/2005 1:00:0  | 101.0 | 169.7 | 0.00 | 176.6 | 8.0  | 1.7 | 0.00 | 0.08 |
| 3/30/2005 2:00:0  | 101.7 | 170.9 | 0.00 | 158.5 | 8.1  | 1.6 | 0.00 | 0.08 |
| 3/30/2005 3:00:0  | 103.7 | 174.2 | 0.00 | 137.2 | 9.6  | 1.3 | 0.00 | 0.09 |
| 3/30/2005 4:00:0  | 103.4 | 173.7 | 0.00 | 116.3 | 8.6  | 1.1 | 0.00 | 0.08 |
| 3/30/2005 5:00:0  | 102.8 | 172.7 | 0.00 | 110.9 | 12.6 | 1.1 | 0.00 | 0.12 |
| 3/30/2005 6:00:0  | 102.3 | 171.9 | 0.00 | 107.9 | 11.8 | 1.1 | 0.00 | 0.12 |
| 3/30/2005 19:00:0 | 100.9 | 169.5 | 0.07 | 139.0 | 6.3  | 1.4 | 0.00 | 0.06 |
| 3/30/2005 20:00:0 | 101.0 | 169.7 | 0.02 | 147.6 | 6.6  | 1.5 | 0.00 | 0.07 |
| 3/30/2005 21:00:0 | 102.2 | 171.7 | 0.04 | 153.4 | 7.0  | 1.5 | 0.00 | 0.07 |
| 3/30/2005 22:00:0 | 103.6 | 174.0 | 0.02 | 134.3 | 6.8  | 1.3 | 0.00 | 0.07 |
| 3/30/2005 23:00:0 | 102.8 | 172.7 | 0.02 | 123.6 | 6.7  | 1.2 | 0.00 | 0.07 |
| 3/31/2005 0:00:0  | 101.6 | 170.7 | 0.01 | 123.7 | 6.5  | 1.2 | 0.00 | 0.06 |
| 3/31/2005 1:00:0  | 98.7  | 165.8 | 0.02 | 108.0 | 6.6  | 1.1 | 0.00 | 0.07 |
| 4/3/2005 11:00:0  | 101.0 | 169.7 | 0.60 | 125.7 | 7.0  | 1.2 | 0.01 | 0.07 |
| 4/3/2005 12:00:0  | 101.0 | 169.7 | 0.65 | 125.5 | 6.2  | 1.2 | 0.01 | 0.06 |
| 4/3/2005 13:00:0  | 101.0 | 169.7 | 0.82 | 118.3 | 6.2  | 1.2 | 0.01 | 0.06 |
| 4/3/2005 14:00:0  | 101.0 | 169.7 | 0.75 | 109.1 | 6.6  | 1.1 | 0.01 | 0.07 |
| 4/3/2005 15:00:0  | 101.0 | 169.7 | 0.72 | 113.3 | 7.7  | 1.1 | 0.01 | 0.08 |
| 4/3/2005 16:00:0  | 101.0 | 169.7 | 0.74 | 122.0 | 6.1  | 1.2 | 0.01 | 0.06 |
| 4/3/2005 17:00:0  | 101.0 | 169.7 | 0.65 | 114.5 | 6.1  | 1.1 | 0.01 | 0.06 |
| 4/3/2005 18:00:0  | 100.8 | 169.3 | 0.64 | 134.3 | 5.8  | 1.3 | 0.01 | 0.06 |
| 4/3/2005 19:00:0  | 98.9  | 166.2 | 0.66 | 134.1 | 6.0  | 1.4 | 0.01 | 0.06 |
| 4/3/2005 20:00:0  | 99.9  | 167.8 | 0.85 | 112.5 | 6.2  | 1.1 | 0.01 | 0.06 |
| 4/3/2005 21:00:0  | 99.9  | 167.8 | 0.65 | 120.8 | 5.9  | 1.2 | 0.01 | 0.06 |
| 4/4/2005 8:00:01  | 98.1  | 164.8 | 0.00 | 98.9  | 9.6  | 1.0 | 0.00 | 0.10 |
| 4/4/2005 9:00:01  | 98.0  | 164.6 | 0.03 | 106.7 | 7.4  | 1.1 | 0.00 | 0.08 |
| 4/4/2005 10:00:0  | 99.8  | 167.7 | 0.07 | 110.8 | 7.7  | 1.1 | 0.00 | 0.08 |
| 4/4/2005 11:00:0  | 99.9  | 167.8 | 0.03 | 118.6 | 8.4  | 1.2 | 0.00 | 0.08 |
| 4/4/2005 12:00:0  | 98.4  | 165.3 | 0.03 | 176.4 | 6.2  | 1.8 | 0.00 | 0.06 |
| 4/4/2005 13:00:0  | 97.4  | 163.6 | 0.03 | 198.8 | 5.8  | 2.0 | 0.00 | 0.06 |

|     |      |     |      |     |
|-----|------|-----|------|-----|
| 0.6 | 94.2 | 0.0 | 5.8  | 0.0 |
| 0.6 | 88.5 | 0.0 | 5.4  | 6.1 |
| 0.6 | 94.2 | 0.0 | 5.8  | 0.0 |
| 0.6 | 88.7 | 0.0 | 5.4  | 5.8 |
| 0.6 | 87.5 | 0.0 | 5.4  | 7.1 |
| 0.6 | 87.6 | 0.0 | 5.4  | 7.0 |
| 0.6 | 87.9 | 0.0 | 5.4  | 6.7 |
| 0.6 | 87.8 | 0.0 | 5.4  | 6.8 |
| 0.6 | 87.8 | 0.0 | 5.4  | 6.8 |
| 0.6 | 87.6 | 0.0 | 5.4  | 7.0 |
| 0.6 | 87.6 | 0.0 | 5.4  | 7.0 |
| 0.6 | 87.6 | 0.0 | 5.4  | 7.0 |
| 0.6 | 94.2 | 0.0 | 5.8  | 0.0 |
| 1   | 90.4 | 0.0 | 9.6  | 0.0 |
| 1   | 85.8 | 0.0 | 9.1  | 5.1 |
| 1   | 85.7 | 0.0 | 9.1  | 5.2 |
| 1.2 | 84.0 | 0.0 | 10.9 | 5.1 |
| 1.2 | 84.1 | 0.0 | 10.9 | 5.1 |
| 1.1 | 84.0 | 0.0 | 10.9 | 5.1 |
| 1.2 | 84.2 | 0.0 | 10.9 | 4.9 |
| 1.2 | 83.8 | 0.0 | 11.1 | 5.1 |
| 1.1 | 84.7 | 0.0 | 11.2 | 4.1 |
| 1.2 | 84.8 | 0.0 | 11.2 | 4.0 |
| 1.2 | 84.7 | 0.0 | 11.2 | 4.1 |
| 1.1 | 88.5 | 0.0 | 11.5 | 0.0 |
| 1.1 | 84.9 | 0.0 | 11.0 | 4.1 |
| 1.1 | 85.0 | 0.0 | 11.0 | 4.0 |
| 1.1 | 84.9 | 0.0 | 11.0 | 4.1 |
| 1.1 | 84.7 | 0.0 | 11.1 | 4.2 |
| 1.1 | 84.9 | 0.0 | 11.1 | 4.0 |
| 1.2 | 84.7 | 0.0 | 11.1 | 4.2 |
| 1.2 | 85.2 | 0.0 | 10.9 | 3.9 |
| 1.1 | 84.8 | 0.0 | 10.9 | 4.3 |
| 1.1 | 85.9 | 0.0 | 11.0 | 3.1 |
| 1.1 | 88.7 | 0.0 | 11.3 | 0.0 |
| 1.1 | 85.8 | 0.0 | 11.0 | 3.2 |
| 1.1 | 88.7 | 0.0 | 11.3 | 0.0 |

|                  |       |       |      |       |      |     |      |      |     |      |     |      |     |
|------------------|-------|-------|------|-------|------|-----|------|------|-----|------|-----|------|-----|
| 4/4/2005 18:00:0 | 65.8  | 110.5 | 0.03 | 134.0 | 4.0  | 2.0 | 0.00 | 0.06 | 1   | 88.9 | 0.0 | 11.1 | 0.0 |
| 4/4/2005 19:00:0 | 79.7  | 133.9 | 0.00 | 169.9 | 7.2  | 2.2 | 0.00 | 0.09 | 1   | 85.2 | 0.0 | 10.7 | 4.1 |
| 4/4/2005 20:00:0 | 88.5  | 148.7 | 0.01 | 187.4 | 7.8  | 2.1 | 0.00 | 0.09 | 1.1 | 85.7 | 0.0 | 10.7 | 3.6 |
| 4/4/2005 21:00:0 | 93.8  | 157.6 | 0.07 | 184.6 | 6.6  | 2.0 | 0.00 | 0.07 | 1.2 | 85.4 | 0.0 | 11.0 | 3.6 |
| 4/4/2005 22:00:0 | 90.0  | 151.2 | 0.01 | 146.6 | 10.0 | 1.6 | 0.00 | 0.11 | 1.2 | 84.9 | 0.0 | 11.0 | 4.1 |
| 4/4/2005 23:00:0 | 86.3  | 145.0 | 0.00 | 182.0 | 6.4  | 2.1 | 0.00 | 0.07 | 1.2 | 88.7 | 0.0 | 11.3 | 0.0 |
| 4/5/2005 0:00:01 | 92.5  | 155.4 | 0.00 | 151.9 | 7.3  | 1.6 | 0.00 | 0.08 | 1.1 | 85.4 | 0.0 | 10.9 | 3.7 |
| 4/5/2005 1:00:01 | 92.1  | 154.7 | 0.01 | 131.3 | 6.5  | 1.4 | 0.00 | 0.07 | 1.1 | 84.9 | 0.0 | 11.2 | 3.9 |
| 4/5/2005 2:00:01 | 94.2  | 158.3 | 0.05 | 165.1 | 6.4  | 1.8 | 0.00 | 0.07 | 1.1 | 84.7 | 0.0 | 11.2 | 4.1 |
| 4/5/2005 3:00:01 | 95.2  | 159.9 | 0.05 | 164.4 | 5.6  | 1.7 | 0.00 | 0.06 | 1.1 | 84.7 | 0.0 | 11.2 | 4.1 |
| 4/5/2005 4:00:01 | 94.2  | 158.3 | 0.15 | 176.9 | 5.5  | 1.9 | 0.00 | 0.06 | 1.1 | 83.8 | 0.0 | 11.1 | 5.1 |
| 4/5/2005 5:00:01 | 95.7  | 160.8 | 0.06 | 157.9 | 5.7  | 1.7 | 0.00 | 0.06 | 1.1 | 84.0 | 0.0 | 11.1 | 4.9 |
| 4/5/2005 6:00:01 | 95.6  | 160.6 | 0.05 | 141.9 | 5.4  | 1.5 | 0.00 | 0.06 | 1.1 | 83.7 | 0.0 | 11.1 | 5.2 |
| 4/5/2005 7:00:01 | 98.1  | 164.8 | 0.07 | 132.0 | 5.6  | 1.3 | 0.00 | 0.06 | 2.6 | 68.9 | 0.0 | 24.9 | 6.2 |
| 4/5/2005 8:00:01 | 99.2  | 166.7 | 0.00 | 115.2 | 5.6  | 1.2 | 0.00 | 0.06 | 2   | 64.5 | 4.9 | 30.6 | 0.0 |
| 4/5/2005 9:00:01 | 101.0 | 169.7 | 0.00 | 117.1 | 6.3  | 1.2 | 0.00 | 0.06 | 1.3 | 63.5 | 2.9 | 27.0 | 6.7 |
| 4/5/2005 10:00:0 | 99.4  | 167.0 | 0.00 | 130.2 | 5.3  | 1.3 | 0.00 | 0.05 | 1.3 | 63.2 | 3.0 | 27.0 | 7.1 |
| 4/5/2005 15:00:0 | 77.4  | 130.0 | 0.00 | 182.4 | 4.0  | 2.3 | 0.00 | 0.05 | 2.3 | 74.2 | 0.0 | 25.8 | 0.0 |
| 4/5/2005 16:00:0 | 92.2  | 154.9 | 0.00 | 126.8 | 6.1  | 1.4 | 0.00 | 0.07 | 2.4 | 74.2 | 0.0 | 25.8 | 0.0 |
| 4/5/2005 17:00:0 | 96.7  | 162.5 | 0.00 | 150.9 | 5.2  | 1.6 | 0.00 | 0.05 | 2.4 | 74.2 | 0.0 | 25.8 | 0.0 |
| 4/5/2005 18:00:0 | 98.5  | 165.5 | 0.00 | 183.8 | 5.4  | 1.9 | 0.00 | 0.05 | 2.4 | 74.2 | 0.0 | 25.8 | 0.0 |
| 4/5/2005 19:00:0 | 96.4  | 162.0 | 0.00 | 196.6 | 5.2  | 2.0 | 0.00 | 0.05 | 1   | 84.7 | 0.0 | 10.8 | 4.5 |
| 4/5/2005 20:00:0 | 99.8  | 167.7 | 0.00 | 182.3 | 5.5  | 1.8 | 0.00 | 0.05 | 1.1 | 84.6 | 0.0 | 10.8 | 4.6 |
| 4/5/2005 21:00:0 | 99.5  | 167.2 | 0.00 | 180.9 | 5.5  | 1.8 | 0.00 | 0.05 | 1.1 | 84.3 | 0.0 | 11.2 | 4.5 |
| 4/5/2005 22:00:0 | 98.0  | 164.6 | 0.00 | 170.1 | 5.5  | 1.7 | 0.00 | 0.06 | 1.1 | 84.3 | 0.0 | 11.2 | 4.5 |
| 4/5/2005 23:00:0 | 98.1  | 164.8 | 0.00 | 188.7 | 5.5  | 1.9 | 0.00 | 0.06 | 1.1 | 84.3 | 0.0 | 11.1 | 4.6 |
| 4/6/2005 0:00:01 | 98.1  | 164.8 | 0.00 | 199.1 | 5.5  | 2.0 | 0.00 | 0.06 | 1.1 | 84.3 | 0.0 | 11.1 | 4.6 |
| 4/6/2005 1:00:01 | 88.5  | 148.7 | 0.00 | 226.0 | 4.6  | 2.6 | 0.00 | 0.05 | 1.1 | 88.3 | 0.0 | 11.7 | 0.0 |
| 4/6/2005 2:00:01 | 95.2  | 159.9 | 0.00 | 233.1 | 5.3  | 2.5 | 0.00 | 0.06 | 1.1 | 84.2 | 0.0 | 11.1 | 4.6 |
| 4/6/2005 3:00:01 | 100.1 | 168.2 | 0.00 | 203.1 | 5.7  | 2.0 | 0.00 | 0.06 | 1.1 | 84.4 | 0.0 | 11.0 | 4.5 |
| 4/6/2005 4:00:01 | 98.2  | 165.0 | 0.00 | 202.9 | 5.5  | 2.1 | 0.00 | 0.06 | 1.1 | 84.3 | 0.0 | 11.0 | 4.7 |
| 4/6/2005 5:00:01 | 98.1  | 164.8 | 0.00 | 194.8 | 5.6  | 2.0 | 0.00 | 0.06 | 1.1 | 84.4 | 0.0 | 11.0 | 4.6 |
| 4/6/2005 6:00:01 | 98.0  | 164.6 | 0.00 | 199.8 | 5.6  | 2.0 | 0.00 | 0.06 | 1.1 | 84.5 | 0.0 | 11.0 | 4.5 |
| 4/6/2005 7:00:01 | 98.7  | 165.8 | 0.00 | 193.0 | 5.4  | 2.0 | 0.00 | 0.06 | 2.4 | 69.1 | 0.0 | 24.6 | 6.3 |
| 4/6/2005 8:00:01 | 98.7  | 165.8 | 0.00 | 157.3 | 6.2  | 1.6 | 0.00 | 0.06 | 1.3 | 63.8 | 2.9 | 26.6 | 6.9 |
| 4/6/2005 9:00:01 | 99.8  | 167.7 | 0.00 | 132.6 | 5.8  | 1.3 | 0.00 | 0.06 | 1.3 | 62.5 | 2.9 | 26.1 | 8.7 |
| 4/6/2005 10:00:0 | 100.1 | 168.2 | 0.00 | 132.2 | 5.2  | 1.3 | 0.00 | 0.05 | 1.3 | 63.2 | 3.0 | 26.5 | 7.6 |

|                  |       |       |      |       |      |     |      |      |
|------------------|-------|-------|------|-------|------|-----|------|------|
| 4/6/2005 11:00:0 | 100.4 | 168.7 | 0.00 | 143.5 | 5.3  | 1.4 | 0.00 | 0.05 |
| 4/6/2005 12:00:0 | 100.4 | 168.7 | 0.00 | 145.0 | 5.3  | 1.4 | 0.00 | 0.05 |
| 4/6/2005 13:00:0 | 100.4 | 168.7 | 0.00 | 148.0 | 5.5  | 1.5 | 0.00 | 0.05 |
| 4/6/2005 14:00:0 | 100.4 | 168.7 | 0.00 | 155.0 | 5.3  | 1.5 | 0.00 | 0.05 |
| 4/6/2005 15:00:0 | 100.4 | 168.7 | 0.00 | 216.5 | 5.0  | 2.2 | 0.00 | 0.05 |
| 4/6/2005 16:00:0 | 100.3 | 168.5 | 0.00 | 206.6 | 5.0  | 2.1 | 0.00 | 0.05 |
| 4/6/2005 17:00:0 | 100.5 | 168.8 | 0.00 | 168.9 | 5.3  | 1.7 | 0.00 | 0.05 |
| 4/6/2005 18:00:0 | 100.5 | 168.8 | 0.00 | 159.8 | 5.1  | 1.6 | 0.00 | 0.05 |
| 4/6/2005 19:00:0 | 99.0  | 166.3 | 0.00 | 195.7 | 5.0  | 2.0 | 0.00 | 0.05 |
| 4/6/2005 20:00:0 | 101.4 | 170.4 | 0.00 | 201.3 | 5.4  | 2.0 | 0.00 | 0.05 |
| 4/6/2005 21:00:0 | 104.2 | 175.1 | 0.00 | 127.8 | 5.7  | 1.2 | 0.00 | 0.05 |
| 4/6/2005 22:00:0 | 98.7  | 165.8 | 0.00 | 140.9 | 5.5  | 1.4 | 0.00 | 0.06 |
| 4/6/2005 23:00:0 | 95.9  | 161.1 | 0.00 | 155.3 | 5.4  | 1.6 | 0.00 | 0.06 |
| 4/7/2005 0:00:01 | 95.0  | 159.6 | 0.00 | 178.0 | 5.3  | 1.9 | 0.00 | 0.06 |
| 4/7/2005 1:00:01 | 95.0  | 159.6 | 0.00 | 180.8 | 5.6  | 1.9 | 0.00 | 0.06 |
| 4/7/2005 2:00:01 | 95.0  | 159.6 | 0.00 | 171.8 | 5.5  | 1.8 | 0.00 | 0.06 |
| 4/7/2005 3:00:01 | 95.0  | 159.6 | 0.00 | 143.1 | 5.3  | 1.5 | 0.00 | 0.06 |
| 4/7/2005 4:00:01 | 97.0  | 163.0 | 0.00 | 127.8 | 5.6  | 1.3 | 0.00 | 0.06 |
| 4/7/2005 5:00:01 | 98.1  | 164.8 | 0.00 | 146.6 | 5.5  | 1.5 | 0.00 | 0.06 |
| 4/7/2005 6:00:01 | 98.6  | 165.6 | 0.00 | 162.3 | 6.0  | 1.6 | 0.00 | 0.06 |
| 4/7/2005 7:00:01 | 100.7 | 169.2 | 0.00 | 169.6 | 6.6  | 1.7 | 0.00 | 0.07 |
| 4/7/2005 8:00:01 | 102.5 | 172.2 | 0.00 | 141.8 | 10.4 | 1.4 | 0.00 | 0.10 |
| 4/7/2005 9:00:01 | 102.7 | 172.5 | 0.00 | 128.6 | 10.4 | 1.3 | 0.00 | 0.10 |
| 4/7/2005 10:00:0 | 101.0 | 169.7 | 0.00 | 168.7 | 8.8  | 1.7 | 0.00 | 0.09 |
| 4/7/2005 11:00:0 | 101.0 | 169.7 | 0.00 | 169.4 | 8.5  | 1.7 | 0.00 | 0.08 |
| 4/7/2005 12:00:0 | 101.0 | 169.7 | 0.00 | 200.3 | 8.1  | 2.0 | 0.00 | 0.08 |
| 4/7/2005 13:00:0 | 101.0 | 169.7 | 0.00 | 206.8 | 8.0  | 2.0 | 0.00 | 0.08 |
| 4/7/2005 14:00:0 | 100.6 | 169.0 | 0.00 | 159.5 | 8.1  | 1.6 | 0.00 | 0.08 |
| 4/7/2005 15:00:0 | 93.7  | 157.4 | 0.02 | 101.4 | 5.1  | 1.3 | 0.00 | 0.11 |
| 4/8/2005 9:00:01 | 99.2  | 166.7 | 0.65 | 242.1 | 7.4  | 2.4 | 0.01 | 0.07 |
| 4/8/2005 10:00:0 | 101.5 | 170.5 | 7.55 | 216.0 | 9.5  | 2.1 | 0.07 | 0.09 |
| 4/8/2005 11:00:0 | 101.2 | 170.0 | 6.22 | 200.2 | 9.3  | 2.0 | 0.06 | 0.09 |
| 4/8/2005 12:00:0 | 101.3 | 170.2 | 6.90 | 196.8 | 9.1  | 1.9 | 0.07 | 0.09 |
| 4/8/2005 13:00:0 | 101.6 | 170.7 | 6.87 | 218.0 | 8.8  | 2.1 | 0.07 | 0.09 |
| 4/8/2005 14:00:0 | 101.6 | 170.7 | 6.24 | 224.5 | 8.8  | 2.2 | 0.06 | 0.09 |
| 4/8/2005 15:00:0 | 101.3 | 170.2 | 3.92 | 199.4 | 8.6  | 2.0 | 0.04 | 0.09 |
| 4/8/2005 16:00:0 | 100.7 | 169.2 | 5.26 | 233.4 | 8.6  | 2.3 | 0.05 | 0.09 |

|     |     |      |     |      |     |
|-----|-----|------|-----|------|-----|
| 1.3 | 2.7 | 61.8 | 2.9 | 26.8 | 8.7 |
| 1.3 | 2.6 | 61.7 | 2.9 | 26.8 | 8.8 |
| 1.3 | 2.6 | 61.6 | 3.0 | 26.8 | 8.9 |
| 1.3 | 2.6 | 61.5 | 3.0 | 26.8 | 8.9 |
| 1.3 | 2.7 | 63.0 | 2.9 | 27.3 | 7.0 |
| 1.3 | 2.8 | 63.7 | 2.8 | 27.4 | 6.3 |
| 1.3 | 2.8 | 63.1 | 2.8 | 27.1 | 7.2 |
| 1.3 | 2.6 | 62.0 | 2.9 | 26.9 | 8.4 |
| 1.3 | 2.6 | 62.5 | 3.0 | 27.2 | 7.6 |
| 1.3 | 2.6 | 63.1 | 3.0 | 27.4 | 6.7 |
|     | 2.4 | 67.5 | 0.0 | 24.8 | 7.6 |
|     | 0.9 | 85.4 | 0.0 | 9.8  | 4.7 |
|     | 1   | 85.6 | 0.0 | 9.8  | 4.6 |
|     | 1   | 85.6 | 0.0 | 9.8  | 4.5 |
|     | 1.1 | 84.4 | 0.0 | 11.0 | 4.6 |
|     | 1.1 | 84.3 | 0.0 | 11.0 | 4.7 |
|     | 1.1 | 84.4 | 0.0 | 11.0 | 4.6 |
|     | 1.1 | 84.4 | 0.0 | 11.0 | 4.5 |
|     | 1.1 | 84.4 | 0.0 | 11.0 | 4.5 |
|     | 1.1 | 84.3 | 0.0 | 11.0 | 4.6 |
| 1.3 | 2.5 | 66.1 | 3.0 | 26.3 | 4.8 |
| 1.3 | 2.4 | 65.7 | 3.1 | 26.3 | 5.1 |
| 1.3 | 2.1 | 64.7 | 3.5 | 26.4 | 5.6 |
| 1.3 | 2.4 | 66.0 | 3.1 | 26.4 | 4.7 |
| 1.3 | 2.5 | 66.2 | 3.0 | 26.3 | 4.7 |
| 1.3 | 2.5 | 66.0 | 2.9 | 26.1 | 5.1 |
| 1.3 | 2.6 | 66.5 | 2.8 | 26.2 | 4.7 |
| 1.3 | 2.7 | 68.4 | 2.7 | 26.8 | 2.2 |
| 1.3 | 2.7 | 68.3 | 2.7 | 26.8 | 2.2 |
|     | 3   | 72.7 | 0.0 | 27.3 | 0.0 |
| 1.3 | 3.2 | 68.2 | 2.4 | 29.4 | 0.0 |
| 1.3 | 3.2 | 68.2 | 2.4 | 29.4 | 0.0 |
| 1.3 | 3.2 | 68.1 | 2.4 | 29.4 | 0.0 |
| 1.3 | 3.2 | 68.2 | 2.4 | 29.4 | 0.0 |
| 1.3 | 3.2 | 68.1 | 2.4 | 29.4 | 0.0 |
| 1.3 | 3.2 | 68.1 | 2.4 | 29.4 | 0.0 |
| 1.3 | 3   | 65.9 | 2.7 | 28.8 | 2.8 |



|                   |       |       |      |       |     |     |      |      |
|-------------------|-------|-------|------|-------|-----|-----|------|------|
| 4/8/2005 17:00:0  | 101.0 | 169.7 | 3.62 | 155.5 | 9.4 | 1.5 | 0.04 | 0.09 |
| 4/8/2005 18:00:0  | 98.7  | 165.8 | 0.18 | 115.2 | 7.9 | 1.2 | 0.00 | 0.08 |
| 4/8/2005 19:00:0  | 98.0  | 164.6 | 0.00 | 92.5  | 9.3 | 0.9 | 0.00 | 0.09 |
| 4/8/2005 20:00:0  | 98.1  | 164.8 | 0.00 | 98.4  | 8.0 | 1.0 | 0.00 | 0.08 |
| 4/9/2005 19:00:0  | 92.1  | 154.7 | 0.00 | 102.7 | 8.0 | 1.1 | 0.00 | 0.09 |
| 4/9/2005 20:00:0  | 92.1  | 154.7 | 0.00 | 103.8 | 7.7 | 1.1 | 0.00 | 0.08 |
| 4/9/2005 21:00:0  | 92.1  | 154.7 | 0.00 | 120.6 | 6.5 | 1.3 | 0.00 | 0.07 |
| 4/9/2005 22:00:0  | 92.8  | 155.9 | 0.00 | 131.1 | 5.8 | 1.4 | 0.00 | 0.06 |
| 4/9/2005 23:00:0  | 93.9  | 157.8 | 0.00 | 143.7 | 6.0 | 1.5 | 0.00 | 0.06 |
| 4/10/2005 0:00:0  | 94.9  | 159.4 | 0.00 | 116.5 | 6.0 | 1.2 | 0.00 | 0.06 |
| 4/10/2005 1:00:0  | 96.1  | 161.4 | 0.00 | 104.6 | 6.3 | 1.1 | 0.00 | 0.07 |
| 4/10/2005 2:00:0  | 95.0  | 159.6 | 0.00 | 137.1 | 5.9 | 1.4 | 0.00 | 0.06 |
| 4/10/2005 3:00:0  | 93.1  | 156.4 | 0.00 | 150.1 | 5.8 | 1.6 | 0.00 | 0.06 |
| 4/10/2005 4:00:0  | 86.7  | 145.7 | 0.00 | 186.3 | 6.0 | 2.2 | 0.00 | 0.07 |
| 4/10/2005 5:00:0  | 94.9  | 159.4 | 0.00 | 134.3 | 6.0 | 1.4 | 0.00 | 0.06 |
| 4/10/2005 6:00:0  | 95.1  | 159.8 | 0.00 | 118.3 | 5.8 | 1.2 | 0.00 | 0.06 |
| 4/11/2005 7:00:0  | 99.7  | 167.5 | 0.00 | 110.8 | 8.2 | 1.1 | 0.00 | 0.08 |
| 4/11/2005 10:00:0 | 99.6  | 167.3 | 0.17 | 165.5 | 6.2 | 1.7 | 0.00 | 0.06 |
| 4/11/2005 11:00:0 | 101.0 | 169.7 | 0.11 | 175.8 | 7.6 | 1.7 | 0.00 | 0.07 |
| 4/12/2005 7:00:0  | 101.0 | 169.7 | 0.40 | 180.0 | 7.3 | 1.8 | 0.00 | 0.07 |
| 4/12/2005 8:00:0  | 93.2  | 156.6 | 0.00 | 187.3 | 6.3 | 2.0 | 0.00 | 0.07 |
| 4/12/2005 9:00:0  | 99.6  | 167.3 | 0.00 | 156.9 | 6.7 | 1.6 | 0.00 | 0.07 |
| 4/12/2005 10:00:0 | 101.0 | 169.7 | 0.00 | 177.4 | 6.9 | 1.8 | 0.00 | 0.07 |
| 4/12/2005 11:00:0 | 101.0 | 169.7 | 0.00 | 178.2 | 6.8 | 1.8 | 0.00 | 0.07 |
| 4/12/2005 12:00:0 | 101.0 | 169.7 | 0.00 | 181.0 | 6.7 | 1.8 | 0.00 | 0.07 |
| 4/12/2005 13:00:0 | 101.0 | 169.7 | 0.00 | 198.7 | 6.5 | 2.0 | 0.00 | 0.06 |
| 4/12/2005 14:00:0 | 101.0 | 169.7 | 0.01 | 201.0 | 6.9 | 2.0 | 0.00 | 0.07 |
| 4/12/2005 15:00:0 | 100.4 | 168.7 | 0.00 | 191.4 | 7.4 | 1.9 | 0.00 | 0.07 |

|     |     |      |     |      |     |
|-----|-----|------|-----|------|-----|
| 1.3 | 3   | 67.9 | 2.6 | 29.5 | 0.0 |
| 1.3 | 2.9 | 65.1 | 2.7 | 28.5 | 3.9 |
| 1.3 | 2.9 | 64.6 | 2.7 | 28.3 | 4.4 |
|     | 2.9 | 70.2 | 0.0 | 26.4 | 3.4 |
|     | 0.9 | 85.6 | 0.0 | 9.6  | 4.8 |
|     | 0.9 | 85.4 | 0.0 | 9.6  | 5.1 |
|     | 0.9 | 85.3 | 0.0 | 9.6  | 5.2 |
|     | 0.9 | 85.3 | 0.0 | 9.6  | 5.2 |
|     | 1   | 85.3 | 0.0 | 9.6  | 5.2 |
|     | 1   | 85.4 | 0.0 | 9.6  | 5.1 |
|     | 1.1 | 84.2 | 0.0 | 10.9 | 4.9 |
|     | 1.1 | 84.1 | 0.0 | 10.9 | 5.1 |
|     | 1.1 | 84.0 | 0.0 | 10.9 | 5.2 |
|     | 1.1 | 84.0 | 0.0 | 10.9 | 5.2 |
|     | 1.2 | 88.5 | 0.0 | 11.5 | 0.0 |
|     | 1.2 | 88.5 | 0.0 | 11.5 | 0.0 |
|     | 2.7 | 69.4 | 0.0 | 25.7 | 4.9 |
| 1.3 | 3   | 66.4 | 2.6 | 28.3 | 2.7 |
|     | 3.1 | 71.1 | 0.0 | 26.3 | 2.6 |
|     | 2.7 | 70.2 | 0.0 | 26.5 | 3.3 |
|     | 2.8 | 70.2 | 0.0 | 26.5 | 3.3 |
| 1.3 | 3   | 65.5 | 2.6 | 28.7 | 3.3 |
| 1.3 | 3.1 | 65.8 | 2.5 | 28.7 | 3.0 |
| 1.3 | 3   | 65.7 | 2.6 | 28.8 | 3.0 |
| 1.3 | 3   | 65.7 | 2.6 | 28.8 | 3.0 |
| 1.3 | 3   | 65.3 | 2.7 | 29.2 | 3.0 |
| 1.3 | 3   | 65.8 | 2.7 | 29.4 | 2.2 |
| 1.3 | 3   | 65.7 | 2.7 | 29.4 | 2.3 |

Averages


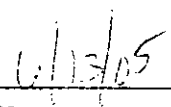
|      |        |      |
|------|--------|------|
| 0.19 | 177.58 | 7.89 |
|------|--------|------|

# ATTACHMENT 4

**APPLICATION INFORMATION**

**Owner/Authorized Representative Statement**

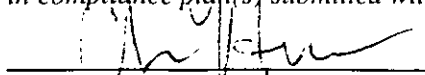
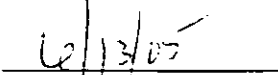
**Complete if applying for an air construction permit or an initial FESOP.**

|   |
|---|
| 1. Owner/Authorized Representative Name :<br><b>Chris Horner, Plant Manager</b>   |
| 2. Owner/Authorized Representative Mailing Address...<br>Organization/Firm: <b>Florida Rock Industries, Inc.—Thompson S. Baker Cement Plant</b><br>Street Address: <b>4000 NW CR 235</b><br>City: <b>Newberry</b> State: <b>FL</b> Zip Code: <b>32669</b>   |
| 3. Owner/Authorized Representative Telephone Numbers...<br>Telephone: <b>(352) 472-4722</b> ext. <b>130</b> Fax: <b>(352) 472-2449</b>  |
| 4. Owner/Authorized Representative Email Address: <b>chrish@flarock.com</b>   |
| 5. Owner/Authorized Representative Statement:<br><br><i>I, the undersigned, am the owner or authorized representative of the facility addressed in this air permit application. I hereby certify, based on information and belief formed after reasonable inquiry, that the statements made in this application are true, accurate and complete and that, to the best of my knowledge, any estimates of emissions reported in this application are based upon reasonable techniques for calculating emissions. The air pollutant emissions units and air pollution control equipment described in this application will be operated and maintained so as to comply with all applicable standards for control of air pollutant emissions found in the statutes of the State of Florida and rules of the Department of Environmental Protection and revisions thereof and all other requirements identified in this application to which the facility is subject. I understand that a permit, if granted by the department, cannot be transferred without authorization from the department, and I will promptly notify the department upon sale or legal transfer of the facility or any permitted emissions unit.</i><br><br><br>_____<br>Signature<br><br><br>_____<br>Date |

**APPLICATION INFORMATION**


**Application Responsible Official Certification**

**Complete if applying for an initial/revised/renewal Title V permit or concurrent processing of an air construction permit and a revised/renewal Title V permit. If there are multiple responsible officials, the "application responsible official" need not be the "primary responsible official."**

|  |
|--|
| 1. Application Responsible Official Name:<br><b>Chris Horner, Plant Manager</b>  |
| 2. Application Responsible Official Qualification (Check one or more of the following options, as applicable):<br><input checked="" type="checkbox"/> For a corporation, the president, secretary, treasurer, or vice-president of the corporation in charge of a principal business function, or any other person who performs similar policy or decision-making functions for the corporation, or a duly authorized representative of such person if the representative is responsible for the overall operation of one or more manufacturing, production, or operating facilities applying for or subject to a permit under Chapter 62-213, F.A.C.<br><input type="checkbox"/> For a partnership or sole proprietorship, a general partner or the proprietor, respectively.<br><input type="checkbox"/> For a municipality, county, state, federal, or other public agency, either a principal executive officer or ranking elected official.<br><input type="checkbox"/> The designated representative at an Acid Rain source.   |
| 3. Application Responsible Official Mailing Address...<br>Organization/Firm: <b>Florida Rock Industries, Inc.—Thompson S. Baker Cement Plant</b><br>Street Address: <b>4000 NW CR 235</b><br>City: <b>Newberry</b> State: <b>FL</b> Zip Code: <b>32669</b>   |
| 4. Application Responsible Official Telephone Numbers...<br>Telephone: <b>(352) 472-4722</b> ext. <b>130</b> Fax: <b>(352) 472-2449</b>  |
| 5. Application Responsible Official Email Address: <b>chrish@flarock.com</b>   |
| 6. Application Responsible Official Certification:<br><i>I, the undersigned, am a responsible official of the Title V source addressed in this air permit application. I hereby certify, based on information and belief formed after reasonable inquiry, that the statements made in this application are true, accurate and complete and that, to the best of my knowledge, any estimates of emissions reported in this application are based upon reasonable techniques for calculating emissions. The air pollutant emissions units and air pollution control equipment described in this application will be operated and maintained so as to comply with all applicable standards for control of air pollutant emissions found in the statutes of the State of Florida and rules of the Department of Environmental Protection and revisions thereof and all other applicable requirements identified in this application to which the Title V source is subject. I understand that a permit, if granted by the department, cannot be transferred without authorization from the department, and I will promptly notify the department upon sale or legal transfer of the facility or any permitted emissions unit. Finally, I certify that the facility and each emissions unit are in compliance with all applicable requirements to which they are subject, except as identified in compliance plan(s) submitted with this application.</i><br><br><br>Signature<br><br><br>Date |

# APPLICATION INFORMATION

## Professional Engineer Certification

|   |
|---|
| 1. Professional Engineer Name: <b>O. Henry Gotsch</b><br>Registration Number: <b>58039</b>  |
| 2. Professional Engineer Mailing Address...<br>Organization/Firm: <b>Florida Rock Industries, Inc.—Thompson S. Baker Cement Plant</b><br>Street Address: <b>4000 NW CR 235</b><br>City: <b>Newberry</b> State: <b>FL</b> Zip Code: <b>32669</b>   |
| 3. Professional Engineer Telephone Numbers...<br>Telephone: (352) 472-4722 ext. <b>121</b> Fax: <b>(352) 472-2449</b>   |
| 4. Professional Engineer Email Address: <b>hgotsch@flarock.com</b>  |
| 5. Professional Engineer Statement:<br><i>I, the undersigned, hereby certify, except as particularly noted herein*, that:</i><br><i>(1) To the best of my knowledge, there is reasonable assurance that the air pollutant emissions unit(s) and the air pollution control equipment described in this application for air permit, when properly operated and maintained, will comply with all applicable standards for control of air pollutant emissions found in the Florida Statutes and rules of the Department of Environmental Protection; and</i><br><i>(2) To the best of my knowledge, any emission estimates reported or relied on in this application are true, accurate, and complete and are either based upon reasonable techniques available for calculating emissions or, for emission estimates of hazardous air pollutants not regulated for an emissions unit addressed in this application, based solely upon the materials, information and calculations submitted with this application.</i><br><i>(3) If the purpose of this application is to obtain a Title V air operation permit (check here <input type="checkbox"/>, if so), I further certify that each emissions unit described in this application for air permit, when properly operated and maintained, will comply with the applicable requirements identified in this application to which the unit is subject, except those emissions units for which a compliance plan and schedule is submitted with this application.</i><br><i>(4) If the purpose of this application is to obtain an air construction permit (check here <input type="checkbox"/>, if so) or concurrently process and obtain an air construction permit and a Title V air operation permit revision or renewal for one or more proposed new or modified emissions units (check here <input checked="" type="checkbox"/>, if so), I further certify that the engineering features of each such emissions unit described in this application have been designed or examined by me or individuals under my direct supervision and found to be in conformity with sound engineering principles applicable to the control of emissions of the air pollutants characterized in this application.</i><br><i>(5) If the purpose of this application is to obtain an initial air operation permit or operation permit revision or renewal for one or more newly constructed or modified emissions units (check here <input type="checkbox"/>, if so), I further certify that, with the exception of any changes detailed as part of this application, each such emissions unit has been constructed or modified in substantial accordance with the information given in the corresponding application for air construction permit and with all provisions contained in such permit.</i><br><br><br>Signature _____ Date _____<br><br>(seal) |

\* Attach any exception to certification statement.