



**Environmental Consulting & Technology, Inc.**

July 1, 2004

**RECEIVED**

JUL 02 2004

BUREAU OF AIR REGULATION

Mr. James K. Pennington, P.E.  
North Permitting Section Administrator  
Florida Department of Environmental Protection  
Division of Air Resource Management  
111 South Magnolia Drive, Suite 4  
Tallahassee, Florida 32301

**Re: City of Gainesville, Gainesville Regional Utilities  
Deerhaven Generating Station  
Title V Permit No. 0010006-002-AV Renewal Application**

Dear Mr. Pennington:

The City of Gainesville, Gainesville Regional Utilities (GRU) Deerhaven Generating Station is an existing electric generation facility located in Gainesville, Alachua County, Florida. The Deerhaven Generating Station includes two fossil fuel fired steam generators (DH-1 and DH-2), three dual fuel simple cycle combustion turbines (DHCT-1, DHCT-2, and DHCT-3), coal handling and storage activities, and ancillary supporting equipment. Operation of the Deerhaven Generating Station emission units is currently authorized by Title V FINAL Permit Revision No. 0010006-002-AV. FINAL Permit Revision No. 0010006-002-AV was issued with a permit revision effective date of May 26, 2002 and an expiration date of December 31, 2004.

Please note that due to the late notice GRU received via third parties regarding EPA's October 2003 determination that a CAM plan was required for combustion turbines using water injection while combusting fuel oil, a CAM plan for DHCT-3 is not included in this application. DHCT-1 and DHCT-2 are unregulated emissions units that are not subject to CAM. GRU requested an applicability determination from FDEP on June 10, 2003 regarding this issue. The request was forwarded to EPA and on June 12, 2003 GRU was copied on an E-mail from Mr. Joel Huey (EPA) to Mr. Jonathan Holtom (FDEP), stating that water injection is not a control device as defined under 40 CFR 64.1, when it is used to prevent pollutants from forming as is the case with DHCT-3.

Apparently, on October 9, 2003 Joel Huey notified FDEP via E-mail that EPA had changed its mind and determined that a CAM plan was necessary. On October 10, 2003 FDEP confirmed this position with Mr. Huey and specifically referenced the City of Gainesville. Unfortunately, GRU, the affected party, was never informed of this until June 24, 2004 (and then only via an E-mail to its consultant from a third party) leaving GRU only 5 working days to complete a CAM plan before the Title V application due date (July 5, 2004). GRU is disappointed that it was never informed directly by FDEP/EPA regarding their change of heart and of being put in a position where it has to submit an application that potentially does not address all requirements. Since GRU disagrees with EPA's determination, GRU will address any applicable CAM requirements after they have had time to evaluate their options.

3701 Northwest  
98th Street  
Gainesville, FL  
32606

(352)  
332-0444

FAX (352)  
332-6722

Mr. James K. Pennington, P.E.


July 1, 2004

Page 2

Pursuant to Rule 62-213.420(1)(a)3. and Rule 62-4.090, F.A.C., an application for renewal of a Title V operation permit must be submitted 180 days prior to expiration. Since Title V FINAL Permit Revision No. 0010006-002-AV expires on December 31, 2004, the permit renewal application for the Deerhaven Generating Station must be submitted no later than July 5, 2004. On behalf of GRU, this application package, consisting of the Department's Application for Air Permit - Long Form and all required supplemental facility and emission unit information, is submitted to satisfy the requirements of Chapter 62-213.400, F.A.C.

If you have any questions or comments pertaining to this application, please contact Ms. Yolanta Jonynas of GRU at (813) 393-1284.

Sincerely,



Thomas W. Davis, P.E.

Principal Engineer

Attachments

cc: Ms. Yolanta Jonynas, GRU

**TITLE V OPERATION  
PERMIT RENEWAL APPLICATION  
DEERHAVEN GENERATING STATION**

Prepared for:



Prepared by:



RECEIVED

JUL 02 2004

BUREAU OF AIR REGULATION

ECT No. 040384-0100

June 2004

## INTRODUCTION

The existing City of Gainesville, Gainesville Regional Utilities (GRU), Deerhaven Generating Station, is an electric generation facility located in Gainesville, Alachua County, Florida. Deerhaven Generating Station regulated and unregulated emission units include the following:

<b>E.U. ID No.</b>	<b>Regulated Emissions Units</b>
003	960 MMBtu/hr Steam Boiler No. 1, nominal generation capacity of 75 megawatts (MW), fired with natural gas, propane, residual fuel oils, on-specification used oil, and distillate fuel oils
005	2,428 MMBtu/hr Steam Boiler No. 2, nominal generation capacity of 251 MW, fired with coal, natural gas, and distillate fuel oils
006	Simple-Cycle Combustion Turbine No. 3, nominal generation capacity of 74 MW, fired with natural gas and distillate fuel oils
xxx	Coal Handling and Storage Activities

<b>E.U. ID No.</b>	<b>Unregulated Emissions Units</b>
yyy	Groundwater Aerator
001	Simple-Cycle Combustion Turbine No. 1 nominal generation capacity of 20 MW
002	Simple-Cycle Combustion Turbine No. 2 nominal generation capacity of 20 MW

Operation of the Deerhaven Generating Station emission units is currently authorized by Title V Final Permit Revision No. 0010006-002-AV. Final Permit Revision No. 0010006-002-AV was issued with an effective date of May 26, 2002, and expires on December 31, 2004.

Pursuant to Rule 62-213.420(1)(a)3. and Rule 62-4.090, Florida Administrative Code (F.A.C.), an application for renewal of a Title V operation permit must be submitted 180 days prior to expiration. Since Title V Final Permit Revision No. 0010006-002-AV

expires on December 31, 2004, the permit renewal application for the Deerhaven Generating Station must be submitted no later than July 5, 2004. This application package, consisting of Florida Department of Environmental Protection's (FDEP's) *Application for Air Permit – Long Form* and all required supplemental facility and emission unit information, constitutes GRU's Title V permit renewal application for the Deerhaven Generating Station and is submitted to satisfy the requirements of Chapter 62-213.400, F.A.C.

The following attachments are included as referenced in the permit:

<u>Attachment</u>	<u>Description</u>
1	Facility Plot Plan
2	Process Flow Diagrams
3	Precautions to Prevent Emissions of Unconfined Particulate Matter
4	List of Insignificant Activities
5	Identification of Applicable Requirements
6	Compliance Report and Plan
7	List of Equipment/Activities Regulated under Title VI
8	Fuel Specifications
9	Detailed Description of Control Equipment
10	Procedures for Startup and Shutdown
11	Compliance Assurance Monitoring
12	Alternative Methods of Operation
13	Acid Rain Part Application
14	Current Title V Permit



# Department of Environmental Protection

Division of Air Resource Management

APPLICATION FOR AIR PERMIT - LONG FORM

RECEIVED  
JUL 02 2004

BUREAU OF AIR REGULATION

## I. APPLICATION INFORMATION

**Air Construction Permit** – Use this form to apply for an air construction permit for a proposed project:

- subject to prevention of significant deterioration (PSD) review, nonattainment area (NAA) new source review, or maximum achievable control technology (MACT) review; or
- where the applicant proposes to assume a restriction on the potential emissions of one or more pollutants to escape a federal program requirement such as PSD review, NAA new source review, Title V, or MACT; or
- at an existing federally enforceable state air operation permit (FESOP) or Title V permitted facility.

**Air Operation Permit** – Use this form to apply for:

- an initial federally enforceable state air operation permit (FESOP); or
- an initial/revised/renewal Title V air operation permit.

**Air Construction Permit & Revised/Renewal Title V Air Operation Permit (Concurrent Processing Option)** – Use this form to apply for both an air construction permit and a revised or renewal Title V air operation permit incorporating the proposed project.

To ensure accuracy, please see form instructions.

### Identification of Facility

1. Facility Owner/Company Name: <b>City of Gainesville, GRU</b>	
2. Site Name: <b>Deerhaven Generating Station</b>	
3. Facility Identification Number: <b>0010006</b>	
4. Facility Location... Street Address or Other Locator: <b>10001 NW 13<sup>th</sup> Street</b> City: <b>Gainesville</b> County: <b>Alachua</b> Zip Code: <b>32653</b>	
5. Relocatable Facility? <input type="checkbox"/> Yes <input checked="" type="checkbox"/> No	6. Existing Title V Permitted Facility? <input checked="" type="checkbox"/> Yes <input type="checkbox"/> No

### Application Contact

1. Application Contact Name: <b>Yolanta E. Jonynas</b>	
2. Application Contact Mailing Address... Organization/Firm: <b>City of Gainesville, GRU</b> Street Address: <b>P.O. Box 147117 (A136)</b> City: <b>Gainesville</b> State: <b>FL</b> Zip Code: <b>32614-7117</b>	
3. Application Contact Telephone Numbers... Telephone: <b>(352) 334-3400</b> ext. Fax: <b>(352) 334-3151</b>	
4. Application Contact Email Address: <b>jonynasye@gru.com</b>	

### Application Processing Information (DEP Use)

1. Date of Receipt of Application:	<b>7-2-04</b>
2. Project Number(s):	<b>0010006-003-AJ</b>
3. PSD Number (if applicable):	
4. Siting Number (if applicable):	

## APPLICATION INFORMATION

### Purpose of Application

This application for air permit is submitted to obtain: (Check one)

#### **Air Construction Permit**

Air construction permit.

#### **Air Operation Permit**

Initial Title V air operation permit.

Title V air operation permit revision.

Title V air operation permit renewal.

Initial federally enforceable state air operation permit (FESOP) where professional engineer (PE) certification is required.

Initial federally enforceable state air operation permit (FESOP) where professional engineer (PE) certification is not required.

#### **Air Construction Permit and Revised/Renewal Title V Air Operation Permit (Concurrent Processing)**

Air construction permit and Title V permit revision, incorporating the proposed project.

Air construction permit and Title V permit renewal, incorporating the proposed project.

**Note: By checking one of the above two boxes, you, the applicant, are requesting concurrent processing pursuant to Rule 62-213.405, F.A.C. In such case, you must also check the following box:**

I hereby request that the department waive the processing time requirements of the air construction permit to accommodate the processing time frames of the Title V air operation permit.

### Application Comment

215 cubic feet/day Type I Waste Incinerator has been decommissioned.

**APPLICATION INFORMATION**

**Scope of Application**

<b>Emissions Unit ID Number</b>	<b>Description of Emissions Unit</b>	<b>Air Permit Type</b>	<b>Air Permit Proc. Fee</b>
003	960 MMBtu/hr Steam Boiler No. 1	N/A	N/A
005	2,428 MMBtu/hr Steam Boiler No. 2	N/A	N/A
006	74.4 MW (nominal) Simple Cycle Combustion Turbine No. 3	N/A	N/A
xxx	Coal Handling and Storage Activities	N/A	N/A
yyy, 001, and 002	Miscellaneous Unregulated Emission Units and/or Activities	N/A	N/A

**Application Processing Fee**

Check one:  Attached - Amount: \$ \_\_\_\_\_  Not Applicable



**APPLICATION INFORMATION**

**Owner/Authorized Representative Statement N/A**

**Complete if applying for an air construction permit or an initial FESOP.**

1. Owner/Authorized Representative Name:
2. Owner/Authorized Representative Mailing Address... Organization/Firm: Street Address: City: State: Zip Code:
3. Owner/Authorized Representative Telephone Numbers... Telephone: ext. Fax:
4. Owner/Authorized Representative Email Address:
5. Owner/Authorized Representative Statement:  <i>I, the undersigned, am the owner or authorized representative of the facility addressed in this air permit application. I hereby certify, based on information and belief formed after reasonable inquiry, that the statements made in this application are true, accurate and complete and that, to the best of my knowledge, any estimates of emissions reported in this application are based upon reasonable techniques for calculating emissions. The air pollutant emissions units and air pollution control equipment described in this application will be operated and maintained so as to comply with all applicable standards for control of air pollutant emissions found in the statutes of the State of Florida and rules of the Department of Environmental Protection and revisions thereof and all other requirements identified in this application to which the facility is subject. I understand that a permit, if granted by the department, cannot be transferred without authorization from the department, and I will promptly notify the department upon sale or legal transfer of the facility or any permitted emissions unit.</i>  _____ Signature  _____ Date


**Application Responsible Official Certification**

Complete if applying for an initial/revised/renewal Title V permit or concurrent processing of an air construction permit and a revised/renewal Title V permit. If there are multiple responsible officials, the "application responsible official" need not be the "primary responsible official."

1. Application Responsible Official Name: <b>Randy L. Casserleigh</b>
2. Application Responsible Official Qualification (Check one or more of the following options, as applicable): <input type="checkbox"/> For a corporation, the president, secretary, treasurer, or vice-president of the corporation in charge of a principal business function, or any other person who performs similar policy or decision-making functions for the corporation, or a duly authorized representative of such person if the representative is responsible for the overall operation of one or more manufacturing, production, or operating facilities applying for or subject to a permit under Chapter 62-213, F.A.C. <input type="checkbox"/> For a partnership or sole proprietorship, a general partner or the proprietor, respectively. <input type="checkbox"/> For a municipality, county, state, federal, or other public agency, either a principal executive officer or ranking elected official. <input checked="" type="checkbox"/> The designated representative at an Acid Rain source.
3. Application Responsible Official Mailing Address... Organization/Firm: <b>City of Gainesville, GRU</b> Street Address: <b>P.O. Box 147117 (A134)</b> City: <b>Gainesville</b> State: <b>FL</b> Zip Code: <b>32614-7117</b>
4. Application Responsible Official Telephone Numbers... Telephone: <b>(352) 393-1789</b> ext. Fax: <b>(352) 334-2786</b>
5. Application Responsible Official Email Address: <b>casserleirl@gru.com</b>
6. Application Responsible Official Certification: <i>I, the undersigned, am a responsible official of the Title V source addressed in this air permit application. I hereby certify, based on information and belief formed after reasonable inquiry, that the statements made in this application are true, accurate and complete and that, to the best of my knowledge, any estimates of emissions reported in this application are based upon reasonable techniques for calculating emissions. The air pollutant emissions units and air pollution control equipment described in this application will be operated and maintained so as to comply with all applicable standards for control of air pollutant emissions found in the statutes of the State of Florida and rules of the Department of Environmental Protection and revisions thereof and all other applicable requirements identified in this application to which the Title V source is subject. I understand that a permit, if granted by the department, cannot be transferred without authorization from the department, and I will promptly notify the department upon sale or legal transfer of the facility or any permitted emissions unit. Finally, I certify that the facility and each emissions unit are in compliance with all applicable requirements to which they are subject, except as identified in compliance plan(s) submitted with this application.</i>  Signature _____ Date <u>6/30/04</u>

**APPLICATION INFORMATION**

**Professional Engineer Certification**

1. Professional Engineer Name: <b>Thomas W. Davis</b> Registration Number: <b>36777</b>
2. Professional Engineer Mailing Address... Organization/Firm: <b>Environmental Consulting &amp; Technology, Inc.</b> Street Address: <b>3701 NW 98<sup>th</sup> Street</b> City: <b>Gainesville</b> State: <b>FL</b> Zip Code: <b>32606-5004</b>
3. Professional Engineer Telephone Numbers... Telephone: <b>(352) 332-0444 ext. 351</b> Fax: <b>(352) 332-6722</b>
4. Professional Engineer Email Address: <b>tdavis@ectinc.com</b>
5. Professional Engineer Statement: <i>I, the undersigned, hereby certify, except as particularly noted herein*, that:</i> <i>(1) To the best of my knowledge, there is reasonable assurance that the air pollutant emissions unit(s) and the air pollution control equipment described in this application for air permit, when properly operated and maintained, will comply with all applicable standards for control of air pollutant emissions found in the Florida Statutes and rules of the Department of Environmental Protection; and</i> <i>(2) To the best of my knowledge, any emission estimates reported or relied on in this application are true, accurate, and complete and are either based upon reasonable techniques available for calculating emissions or, for emission estimates of hazardous air pollutants not regulated for an emissions unit addressed in this application, based solely upon the materials, information and calculations submitted with this application.</i> <i>(3) If the purpose of this application is to obtain a Title V air operation permit (check here <input checked="" type="checkbox"/>, if so), I further certify that each emissions unit described in this application for air permit, when properly operated and maintained, will comply with the applicable requirements identified in this application to which the unit is subject, except those emissions units for which a compliance plan and schedule is submitted with this application.</i> <i>(4) If the purpose of this application is to obtain an air construction permit (check here <input type="checkbox"/>, if so) or concurrently process and obtain an air construction permit and a Title V air operation permit revision or renewal for one or more proposed new or modified emissions units (check here <input type="checkbox"/>, if so), I further certify that the engineering features of each such emissions unit described in this application have been designed or examined by me or individuals under my direct supervision and found to be in conformity with sound engineering principles applicable to the control of emissions of the air pollutants characterized in this application.</i> <i>(5) If the purpose of this application is to obtain an initial air operation permit or operation permit revision or renewal for one or more newly constructed or modified emissions units (check here <input type="checkbox"/>, if so), I further certify that, with the exception of any changes detailed as part of this application, each such emissions unit has been constructed or modified in substantial accordance with the information given in the corresponding application for air construction permit and with all provisions contained in such permit.</i>   Signature: <u>Thomas W. Davis</u> Date: <u>7/1/04</u>

\* Attach any exception to certification statement.

## II. FACILITY INFORMATION

### A. GENERAL FACILITY INFORMATION

#### Facility Location and Type

1. Facility UTM Coordinates... Zone 17      East (km) <b>365.70</b> North (km) <b>3,292.60</b>		2. Facility Latitude/Longitude... Latitude (DD/MM/SS) Longitude (DD/MM/SS)	
3. Governmental Facility Code: <b>4</b>	4. Facility Status Code: <b>A</b>	5. Facility Major Group SIC Code: <b>49</b>	6. Facility SIC(s): <b>4911</b>
7. Facility Comment :			

#### Facility Contact

1. Facility Contact Name: <b>Yolanta E. Jonynas</b>
2. Facility Contact Mailing Address... Organization/Firm: <b>City of Gainesville, GRU</b> Street Address: <b>P.O. Box 147117 (A136)</b> <div style="display: flex; justify-content: space-between; margin-top: 10px;"> <span>City: <b>Gainesville</b></span> <span>State: <b>FL</b></span> <span>Zip Code: <b>32614-7117</b></span> </div>
3. Facility Contact Telephone Numbers: Telephone: <b>(352) 334-3400</b> ext.      Fax: <b>(352) 334-3151</b>
4. Facility Contact Email Address: <b>jonynasye@gru.com</b>

#### Facility Primary Responsible Official

**Complete if an "application responsible official" is identified in Section I. that is not the facility "primary responsible official."**

1. Facility Primary Responsible Official Name:
2. Facility Primary Responsible Official Mailing Address... Organization/Firm: Street Address: <div style="display: flex; justify-content: space-between; margin-top: 10px;"> <span>City:</span> <span>State:</span> <span>Zip Code:</span> </div>
3. Facility Primary Responsible Official Telephone Numbers... Telephone: (    )    -    ext.      Fax: (    )    -
4. Facility Primary Responsible Official Email Address:

**Facility Regulatory Classifications**

Check all that would apply *following* completion of all projects and implementation of all other changes proposed in this application for air permit. Refer to instructions to distinguish between a “major source” and a “synthetic minor source.”

1. <input type="checkbox"/> Small Business Stationary Source	<input type="checkbox"/> Unknown
2. <input type="checkbox"/> Synthetic Non-Title V Source	
3. <input checked="" type="checkbox"/> Title V Source	
4. <input checked="" type="checkbox"/> Major Source of Air Pollutants, Other than Hazardous Air Pollutants (HAPs)	
5. <input type="checkbox"/> Synthetic Minor Source of Air Pollutants, Other than HAPs	
6. <input checked="" type="checkbox"/> Major Source of Hazardous Air Pollutants (HAPs)	
7. <input type="checkbox"/> Synthetic Minor Source of HAPs	
8. <input checked="" type="checkbox"/> One or More Emissions Units Subject to NSPS (40 CFR Part 60)	
9. <input type="checkbox"/> One or More Emissions Units Subject to Emission Guidelines (40 CFR Part 60)	
10. <input type="checkbox"/> One or More Emissions Units Subject to NESHAP (40 CFR Part 61 or Part 63)	
11. <input type="checkbox"/> Title V Source Solely by EPA Designation (40 CFR 70.3(a)(5))	
12. Facility Regulatory Classifications Comment:	

**List of Pollutants Emitted by Facility**

1. Pollutant Emitted	2. Pollutant Classification	3. Emissions Cap [Y or N]?
NOX	A	N
SO2	A	N
PM/PM10	A	N
CO	A	N
VOC	A	N
Total HAPs (HAPs)	A	N
Hydrochloric acid (H106)	A	N
Hydrofluoric acid (H107)	A	N

**B. EMISSIONS CAPS**

**Facility-Wide or Multi-Unit Emissions Caps N/A**

1. Pollutant Subject to Emissions Cap	2. Facility Wide Cap [Y or N]? (all units)	3. Emissions Unit ID No.s Under Cap (if not all units)	4. Hourly Cap (lb/hr)	5. Annual Cap (ton/yr)	6. Basis for Emissions Cap

7. Facility-Wide or Multi-Unit Emissions Cap Comment:

**C. FACILITY ADDITIONAL INFORMATION**

**Additional Requirements for All Applications, Except as Otherwise Stated**

<p>1. Facility Plot Plan: (Required for all permit applications, except Title V air operation permit revision applications if this information was submitted to the department within the previous five years and would not be altered as a result of the revision being sought)</p> <p><input checked="" type="checkbox"/> Attached, Document ID: <u>Attachment 1</u>      <input type="checkbox"/> Previously Submitted, Date: _____</p>
<p>2. Process Flow Diagram(s): (Required for all permit applications, except Title V air operation permit revision applications if this information was submitted to the department within the previous five years and would not be altered as a result of the revision being sought)</p> <p><input checked="" type="checkbox"/> Attached, Document ID: <u>Attachment 2</u>      <input type="checkbox"/> Previously Submitted, Date: _____</p>
<p>3. Precautions to Prevent Emissions of Unconfined Particulate Matter: (Required for all permit applications, except Title V air operation permit revision applications if this information was submitted to the department within the previous five years and would not be altered as a result of the revision being sought)</p> <p><input checked="" type="checkbox"/> Attached, Document ID: <u>Attachment 3</u>      <input type="checkbox"/> Previously Submitted, Date: _____</p>

**Additional Requirements for Air Construction Permit Applications**

<p>1. Area Map Showing Facility Location:</p> <p><input type="checkbox"/> Attached, Document ID: _____      <input type="checkbox"/> Not Applicable (existing permitted facility)</p>
<p>2. Description of Proposed Construction or Modification:</p> <p><input type="checkbox"/> Attached, Document ID: _____</p>
<p>3. Rule Applicability Analysis:</p> <p><input type="checkbox"/> Attached, Document ID: _____</p>
<p>4. List of Exempt Emissions Units (Rule 62-210.300(3)(a) or (b)1., F.A.C.):</p> <p><input type="checkbox"/> Attached, Document ID: _____      <input type="checkbox"/> Not Applicable (no exempt units at facility)</p>
<p>5. Fugitive Emissions Identification (Rule 62-212.400(2), F.A.C.):</p> <p><input type="checkbox"/> Attached, Document ID: _____      <input type="checkbox"/> Not Applicable</p>
<p>6. Preconstruction Air Quality Monitoring and Analysis (Rule 62-212.400(5)(f), F.A.C.):</p> <p><input type="checkbox"/> Attached, Document ID: _____      <input type="checkbox"/> Not Applicable</p>
<p>7. Ambient Impact Analysis (Rule 62-212.400(5)(d), F.A.C.):</p> <p><input type="checkbox"/> Attached, Document ID: _____      <input type="checkbox"/> Not Applicable</p>
<p>8. Air Quality Impact since 1977 (Rule 62-212.400(5)(h)5., F.A.C.):</p> <p><input type="checkbox"/> Attached, Document ID: _____      <input type="checkbox"/> Not Applicable</p>
<p>9. Additional Impact Analyses (Rules 62-212.400(5)(e)1. and 62-212.500(4)(e), F.A.C.):</p> <p><input type="checkbox"/> Attached, Document ID: _____      <input type="checkbox"/> Not Applicable</p>
<p>10. Alternative Analysis Requirement (Rule 62-212.500(4)(g), F.A.C.):</p> <p><input type="checkbox"/> Attached, Document ID: _____      <input type="checkbox"/> Not Applicable</p>



**Additional Requirements for FESOP Applications**

1. List of Exempt Emissions Units (Rule 62-210.300(3)(a) or (b)1., F.A.C.): <input type="checkbox"/> Attached, Document ID: _____ <input type="checkbox"/> Not Applicable (no exempt units at facility)
--

**Additional Requirements for Title V Air Operation Permit Applications**

1. List of Insignificant Activities (Required for initial/renewal applications only): <input checked="" type="checkbox"/> Attached, Document ID: <u>Attachment 4</u> <input type="checkbox"/> Not Applicable (revision application)
2. Identification of Applicable Requirements (Required for initial/renewal applications, and for revision applications if this information would be changed as a result of the revision being sought): <input checked="" type="checkbox"/> Attached, Document ID: <u>Attachment 5</u> <input type="checkbox"/> Not Applicable (revision application with no change in applicable requirements)
3. Compliance Report and Plan (Required for all initial/revision/renewal applications): <input checked="" type="checkbox"/> Attached, Document ID: <u>Attachment 6</u> Note: A compliance plan must be submitted for each emissions unit that is not in compliance with all applicable requirements at the time of application and/or at any time during application processing. The department must be notified of any changes in compliance status during application processing.
4. List of Equipment/Activities Regulated under Title VI (If applicable, required for initial/renewal applications only): <input checked="" type="checkbox"/> Attached, Document ID: <u>Attachment 7</u> <input type="checkbox"/> Equipment/Activities On site but Not Required to be Individually Listed <input type="checkbox"/> Not Applicable
5. Verification of Risk Management Plan Submission to EPA (If applicable, required for initial/renewal applications only) : <input type="checkbox"/> Attached, Document ID: _____ <input checked="" type="checkbox"/> Not Applicable
6. Requested Changes to Current Title V Air Operation Permit: <input type="checkbox"/> Attached, Document ID: _____ <input checked="" type="checkbox"/> Not Applicable

**Additional Requirements Comment**

GRU may provide item #6 (proposed changes) at a later date.
---

**EMISSIONS UNIT INFORMATION**  
**Section [ 1 ] of [ 5 ] – Unit No. 1**

DH-1  
 (E.U.003)

**III. EMISSIONS UNIT INFORMATION**

**A. GENERAL EMISSIONS UNIT INFORMATION**

**Title V Air Operation Permit Emissions Unit Classification**

1. Regulated or Unregulated Emissions Unit? (Check one, if applying for an initial, revised or renewal Title V air operation permit. Skip this item if applying for an air construction permit or FESOP only.)

The emissions unit addressed in this Emissions Unit Information Section is a regulated emissions unit.

The emissions unit addressed in this Emissions Unit Information Section is an unregulated emissions unit.

**Emissions Unit Description and Status**

1. Type of Emissions Unit Addressed in this Section: (Check one)

This Emissions Unit Information Section addresses, as a single emissions unit, a single process or production unit, or activity, which produces one or more air pollutants and which has at least one definable emission point (stack or vent).

This Emissions Unit Information Section addresses, as a single emissions unit, a group of process or production units and activities which has at least one definable emission point (stack or vent) but may also produce fugitive emissions.

This Emissions Unit Information Section addresses, as a single emissions unit, one or more process or production units and activities which produce fugitive emissions only.

2. Description of Emissions Unit Addressed in this Section: **Steam Boiler Unit No. 1**

3. Emissions Unit Identification Number: **003 (Internal ID: DH-1)**

4. Emissions Unit Status Code: <b>A</b>	5. Commence Construction Date:	6. Initial Startup Date: <b>1972</b>	7. Emissions Unit Major Group SIC Code: <b>49</b>	8. Acid Rain Unit? <input checked="" type="checkbox"/> Yes <input type="checkbox"/> No
--	--------------------------------	---	--	--

9. Package Unit:  
 Manufacturer: \_\_\_\_\_ Model Number: \_\_\_\_\_

10. Generator Nameplate Rating: **75 MW**

11. Emissions Unit Comment:  
**Field 10 is based on :  
 88,235 kVA @ 1.0 power factor, and 75 MW @ 0.85 power factor.**

**EMISSIONS UNIT INFORMATION**

**Section [ 1 ] of [ 5 ] – Unit No. 1**

**Emissions Unit Control Equipment**

1. Control Equipment/Method(s) Description:

None

2. Control Device or Method Code(s):

**EMISSIONS UNIT INFORMATION**

Section [ 1 ] of [ 5 ] – Unit No. 1

**B. EMISSIONS UNIT CAPACITY INFORMATION**

(Optional for unregulated emissions units.)

**Emissions Unit Operating Capacity and Schedule**

1. Maximum Process or Throughput Rate:		
2. Maximum Production Rate:		
3. Maximum Heat Input Rate: <b>960</b> million Btu/hr		
4. Maximum Incineration Rate:	pounds/hr	
	tons/day	
5. Requested Maximum Operating Schedule:	<b>24</b> hours/day	<b>7</b> days/week
	<b>52</b> weeks/year	<b>8,760</b> hours/year
6. Operating Capacity/Schedule Comment: <b>Maximum heat input (Field 3) is applicable for natural gas or fuel oil.</b>		

**EMISSIONS UNIT INFORMATION**

Section [ 1 ] of [ 5 ] – Unit No. 1

**C. EMISSION POINT (STACK/VENT) INFORMATION**

(Optional for unregulated emissions units.)

**Emission Point Description and Type**

1. Identification of Point on Plot Plan or Flow Diagram: <b>DH-1</b>		2. Emission Point Type Code: <b>1</b>	
3. Descriptions of Emission Points Comprising this Emissions Unit for VE Tracking: <b>N/A</b>			
4. ID Numbers or Descriptions of Emission Units with this Emission Point in Common: <b>N/A</b>			
5. Discharge Type Code: <b>V</b>	6. Stack Height: <b>300 feet</b>	7. Exit Diameter: <b>11.0 feet</b>	
8. Exit Temperature: <b>285 °F</b>	9. Actual Volumetric Flow Rate: <b>342,700 acfm</b>	10. Water Vapor: <b>%</b>	
11. Maximum Dry Standard Flow Rate: <b>dscfm</b>		12. Nonstack Emission Point Height: <b>feet</b>	
13. Emission Point UTM Coordinates... Zone: East (km): North (km):		14. Emission Point Latitude/Longitude... Latitude (DD/MM/SS) Longitude (DD/MM/SS)	
15. Emission Point Comment: <b>Fields 8 and 9 are based on averages from 2001-2003 compliance tests.</b>			

**EMISSIONS UNIT INFORMATION**

Section [ 1 ] of [ 5 ] – Unit No. 1

**D. SEGMENT (PROCESS/FUEL) INFORMATION**

**Segment Description and Rate:** Segment 1 of 4

1. Segment Description (Process/Fuel Type): <b>Natural Gas Burned</b>		
2. Source Classification Code (SCC): <b>1-01-006-01</b>	3. SCC Units: <b>Million Cubic Feet Burned</b>	
4. Maximum Hourly Rate: <b>0.92</b>	5. Maximum Annual Rate: <b>8,086</b>	6. Estimated Annual Activity Factor:
7. Maximum % Sulfur:	8. Maximum % Ash:	9. Million Btu per SCC Unit: <b>1,040</b>
10. Segment Comment: <b>Unit can co-fire natural gas, residual fuel oils (Nos. 4-6, on-spec used oil), distillate fuel oils (Nos. 1-2), and propane (for ignition). Maximum hourly rate in Field 4 is based on 960 MMBtu/hr and a nominal natural gas heat content of 1,040 Btu/ft<sup>3</sup>. Natural gas may also be supplemented with up to 50 gpm of non-hazardous boiler chem. clean. waste.</b>		

**Segment Description and Rate:** Segment 2 of 4

1. Segment Description (Process/Fuel Type): <b>Residual Fuel Oils Burned</b>		
2. Source Classification Code (SCC): <b>1-01-004-01</b>	3. SCC Units: <b>Thousand Gallons Burned</b>	
4. Maximum Hourly Rate: <b>6.40</b>	5. Maximum Annual Rate: <b>55,664</b>	6. Estimated Annual Activity Factor:
7. Maximum % Sulfur: <b>2.5</b>	8. Maximum % Ash: <b>0.1</b>	9. Million Btu per SCC Unit: <b>150</b>
10. Segment Comment: <b>Unit can co-fire natural gas, residual fuel oils (Nos. 4-6, on-spec used oil), distillate fuel oils (Nos. 1-2), and propane (for ignition). Maximum hourly rate in Field 4 is based on 960 MMBtu/hr and a nominal residual fuel oil heat content of 150,000 Btu/gal. Residual fuel oil may also be supplemented with up to 50 gpm of non-hazardous boiler chem.</b>		

**EMISSIONS UNIT INFORMATION**

Section [ 1 ] of [ 5 ] – Unit No. 1

**D. SEGMENT (PROCESS/FUEL) INFORMATION (CONTINUED)**

**Segment Description and Rate: Segment 3 of 4**

1. Segment Description (Process/Fuel Type): <b>Distillate Fuel Oils Burned</b>		
2. Source Classification Code (SCC): <b>1-01-005-01</b>		3. SCC Units: <b>Thousand Gallons Burned</b>
4. Maximum Hourly Rate: <b>6.86</b>	5. Maximum Annual Rate: <b>60,067</b>	6. Estimated Annual Activity Factor:
7. Maximum % Sulfur: <b>0.05</b>	8. Maximum % Ash: <b>0.05</b>	9. Million Btu per SCC Unit: <b>140</b>
10. Segment Comment: <b>Unit can co-fire natural gas, residual fuel oils (Nos. 4-6, on-spec used oil), distillate fuel oils (Nos. 1-2), and propane (for ignition). Maximum hourly rate in Field 4 is based on 960 MMBtu/hr and a nominal distillate fuel oil heat content of 140,000 Btu/gal. Distillate fuel oil may also be supplemented with up to 50 gpm of non-hazardous boiler chem.</b>		

**Segment Description and Rate: Segment 4 of 4**

1. Segment Description (Process/Fuel Type) : <b>On specification used oil burned.</b>		
2. Source Classification Code (SCC): <b>01-01-013-02</b>		3. SCC Units: <b>Thousand Gallons Burned</b>
4. Maximum Hourly Rate: <b>6.40</b>	5. Maximum Annual Rate: <b>1,500</b>	6. Estimated Annual Activity Factor:
7. Maximum % Sulfur:	8. Maximum % Ash:	9. Million Btu per SCC Unit: <b>150</b>
10. Segment Comment: <b>Maximum hourly rate in Field 4 is based on 960 MMBtu/hr and a nominal residual fuel oil heat content of 150,000 Btu/gal. Specifications: Arsenic 5 ppm(max.), Cadmium 2 ppm (max.), Chromium 10 ppm (max.), Lead 100 ppm (max.), Total Halogens 1,000 ppm (max.), Flash Point 100°F (min.), PCBs ≤50 ppm.</b>		

**EMISSIONS UNIT INFORMATION**

Section [ 1 ] of [ 5 ] – Unit No. 1

**E. EMISSIONS UNIT POLLUTANTS**

**List of Pollutants Emitted by Emissions Unit**

1. Pollutant Emitted	2. Primary Control Device Code	3. Secondary Control Device Code	4. Pollutant Regulatory Code
NOX			NS
SO2			EL
PM			EL
PM10			NS
CO			NS
VOC			NS
H106			NS
H107			NS
HAPS			NS



**EMISSIONS UNIT INFORMATION**

Section [ 1 ] of [ 5 ] – Unit No. 1

SO2

**F1. EMISSIONS UNIT POLLUTANT DETAIL INFORMATION –  
POTENTIAL/ESTIMATED FUGITIVE EMISSIONS**

(Optional for unregulated emissions units.)

**Potential/Estimated Fugitive Emissions**

Complete for each pollutant identified in Subsection E if applying for an air construction permit or concurrent processing of an air construction permit and a revised or renewal Title V permit. Complete for each emissions-limited pollutant identified in Subsection E if applying for an air operation permit.

1. Pollutant Emitted: <b>SO2</b>	2. Total Percent Efficiency of Control:
3. Potential Emissions: <b>2,640 lb/hour          11,563 tons/year</b>	4. Synthetically Limited? <input type="checkbox"/> Yes <input checked="" type="checkbox"/> No
5. Range of Estimated Fugitive Emissions (as applicable): to                                  tons/year	
6. Emission Factor:  Reference:	7. Emissions Method Code: <b>0</b>
8. Calculation of Emissions:  <b>2.75 lb/MMBtu x 960 MMBtu/hr = 2640 lb/hr</b> <b>2640 lb/hr x 8760 hr/yr / 2000 lb/ton = 11,563 tons/yr</b>	
9. Pollutant Potential/Estimated Fugitive Emissions Comment: <b>Potential emissions set equal to allowable emissions. Based on combustion of No. 6 fuel oil (worst case fuel).</b>	

**EMISSIONS UNIT INFORMATION**

Section [ 1 ] of [ 5 ] – Unit No. 1

SO2

**F2. EMISSIONS UNIT POLLUTANT DETAIL INFORMATION -  
ALLOWABLE EMISSIONS**

Complete if the pollutant identified in Subsection F1 is or would be subject to a numerical emissions limitation.

**Allowable Emissions** Allowable Emissions 1 of 1

1. Basis for Allowable Emissions Code: <b>RULE</b>	2. Future Effective Date of Allowable Emissions:
3. Allowable Emissions and Units: <b>2.75 lb/MMBtu</b>	4. Equivalent Allowable Emissions: <b>2,640 lb/hour 11,563 tons/year</b>
5. Method of Compliance: <b>EPA Reference Method 6, 6A, 6B, or 6C.</b>	
6. Allowable Emissions Comment (Description of Operating Method): <b>Rule 62-296.405(1)(c)1.j, F.A.C. Title V Permit 0010006-002-AV, Condition A.9.</b>	

**Allowable Emissions** Allowable Emissions 2 of 2

1. Basis for Allowable Emissions Code: <b>OTHER</b>	2. Future Effective Date of Allowable Emissions:
3. Allowable Emissions and Units: <b>2.5 wt.% Sulfur</b>	4. Equivalent Allowable Emissions: <b>lb/hour tons/year</b>
5. Method of Compliance: <b>Fuel analysis using using approved ASTM or equivalent method; each delivery</b>	
6. Allowable Emissions Comment (Description of Operating Method): <b>Rule 62-296.405(1)(e)3, F.A.C. Requested by GRU as a surrogate for SO<sub>2</sub> emissions. Title V Permit 0010006-002-AV, Condition A.10.</b>	

**Allowable Emissions** Allowable Emissions \_\_\_\_\_ of \_\_\_\_\_

1. Basis for Allowable Emissions Code:	2. Future Effective Date of Allowable Emissions:
3. Allowable Emissions and Units:	4. Equivalent Allowable Emissions: <b>lb/hour tons/year</b>
5. Method of Compliance:	
6. Allowable Emissions Comment (Description of Operating Method):	

**EMISSIONS UNIT INFORMATION**

Section [ 1 ] of [ 5 ] – Unit No. 1

**PM**

**F1. EMISSIONS UNIT POLLUTANT DETAIL INFORMATION –  
POTENTIAL/ESTIMATED FUGITIVE EMISSIONS**

(Optional for unregulated emissions units.)

Potential/Estimated Fugitive Emissions

Complete for each pollutant identified in Subsection E if applying for an air construction permit or concurrent processing of an air construction permit and a revised or renewal Title V permit. Complete for each emissions-limited pollutant identified in Subsection E if applying for an air operation permit.

1. Pollutant Emitted: <b>PM</b>	2. Total Percent Efficiency of Control:
3. Potential Emissions: <b>288 lb/hour</b> <b>526 tons/year</b>	4. Synthetically Limited? <input type="checkbox"/> Yes <input checked="" type="checkbox"/> No
5. Range of Estimated Fugitive Emissions (as applicable): to                      tons/year	
6. Emission Factor:  Reference:	7. Emissions Method Code: <b>0</b>
8. Calculation of Emissions: <b>Soot Blowing: 0.3 lb/MMBtu x 960 MMBtu/hr = 288 lb/hr</b> <b>Normal: 0.1 lb/MMBtu x 960 MMBtu/hr = 96 lb/hr</b>  <b>[ 288 lb/hr x 3 hrs/day x 365 days/yr + 96 lb/hr x 21 hrs/day x 365 days/yr ] / 2000 lb/ton = 525.6 tons/yr</b>	
9. Pollutant Potential/Estimated Fugitive Emissions Comment: <b>Potential emissions set equal to allowable emissions. Based on combustion of No. 6 fuel oil (worst case fuel).</b>	

**EMISSIONS UNIT INFORMATION**

Section [ 1 ] of [ 5 ] – Unit No. 1

PM

**F2. EMISSIONS UNIT POLLUTANT DETAIL INFORMATION -  
ALLOWABLE EMISSIONS**

Complete if the pollutant identified in Subsection F1 is or would be subject to a numerical emissions limitation.

Allowable Emissions Allowable Emissions 1 of 2

1. Basis for Allowable Emissions Code: <b>RULE</b>	2. Future Effective Date of Allowable Emissions:
3. Allowable Emissions and Units: <b>0.3 lb/MMBtu</b>	4. Equivalent Allowable Emissions: <b>288 lb/hour      158 tons/year</b>
5. Method of Compliance: <b>Annual stack test using EPA Reference Method 5, 5B, 5F, or 17.</b>	
6. Allowable Emissions Comment (Description of Operating Method): <b>Allowable emission rate applicable during soot-blowing and load change for 3 hours per 24-hour period, per Rule 62-210.700(3), F.A.C. Title V Permit 0010006-002-AV, Condition A.7. Compliance test only required if fuel oil is burned more than 400 hours per federal fiscal year, other than during startups, per Rule 62-297.310(7)(a)5, F.A.C.</b>	

Allowable Emissions Allowable Emissions 2 of 2

1. Basis for Allowable Emissions Code: <b>RULE</b>	2. Future Effective Date of Allowable Emissions:
3. Allowable Emissions and Units: <b>0.1 lb/MMBtu</b>	4. Equivalent Allowable Emissions: <b>96 lb/hour      421 tons/year</b>
5. Method of Compliance: <b>Annual compliance test using EPA RM 5, 5B, 5F, or 17.</b>	
6. Allowable Emissions Comment (Description of Operating Method): <b>Rule 62-296.405(1)(b), F.A.C. Title V Permit 0010006-002-AV, Condition A.8. Compliance test only required if fuel oil is burned for more than 400 hours per federal fiscal year, other than during startups, per Rule 62-297.310(7)(a)5, F.A.C.</b>	

Allowable Emissions Allowable Emissions \_\_\_\_\_ of \_\_\_\_\_

1. Basis for Allowable Emissions Code:	2. Future Effective Date of Allowable Emissions:
3. Allowable Emissions and Units:	4. Equivalent Allowable Emissions: lb/hour      tons/year
5. Method of Compliance:	
6. Allowable Emissions Comment (Description of Operating Method):	

**EMISSIONS UNIT INFORMATION**

Section [ 1 ] of [ 5 ] – Unit No. 1

**G. VISIBLE EMISSIONS INFORMATION**

Complete if this emissions unit is or would be subject to a unit-specific visible emissions limitation.

**Visible Emissions Limitation:** Visible Emissions Limitation 1 of 4

1. Visible Emissions Subtype: <b>VE20</b>	2. Basis for Allowable Opacity: <input checked="" type="checkbox"/> Rule <input type="checkbox"/> Other
3. Allowable Opacity: Normal Conditions: <b>20%</b> Exceptional Conditions: <b>40%</b> Maximum Period of Excess Opacity Allowed: <b>2 min/hour</b>	
4. Method of Compliance: <b>DEP Method 9</b>	
5. Visible Emissions Comment: <b>Rule 62-296.405(1)(a), F.A.C.</b> <b>Title V Permit 0010006-002-AV, Condition A.5 and A.29</b> <b>Annual or permit renewal compliance testing is only required if fuel oil is burned, other than during startups, for more than 400 hours per federal fiscal year.</b>	

**Visible Emissions Limitation:** Visible Emissions Limitation 2 of 4

1. Visible Emissions Subtype: <b>VE60</b>	2. Basis for Allowable Opacity: <input checked="" type="checkbox"/> Rule <input type="checkbox"/> Other
3. Allowable Opacity: Normal Conditions: <b>%</b> Exceptional Conditions: <b>60%</b> Maximum Period of Excess Opacity Allowed: <b>60 min/hour</b>	
4. Method of Compliance: <b>DEP Method 9</b>	
5. Visible Emissions Comment: <b>Rule 62-210.700(3), F.A.C. allows visible emissions up to 60% for a maximum of 3 hours in any 24-hour period during soot blowing and load changes.</b> <b>Title V Permit 0010006-002-AV, Condition A.6.</b>	

**EMISSIONS UNIT INFORMATION**

Section [ 1 ] of [ 5 ] – Unit No. 1

**G. VISIBLE EMISSIONS INFORMATION (cont'd)**

Complete if this emissions unit is or would be subject to a unit-specific visible emissions limitation.

**Visible Emissions Limitation:** Visible Emissions Limitation 3 of 4

1. Visible Emissions Subtype: <b>VE</b>	2. Basis for Allowable Opacity: <input checked="" type="checkbox"/> Rule <input type="checkbox"/> Other
3. Allowable Opacity: Normal Conditions:                      %      Exceptional Conditions: <b>100%</b> Maximum Period of Excess Opacity Allowed: <b>24 min/hour</b>	
4. Method of Compliance: <b>DEP Method 9</b>	
5. Visible Emissions Comment: <b>Rule 62-210.700(3), F.A.C. allows visible emissions above 60% for no more than 4, 6-min periods during a 3-hr excess emissions period for soot blowing and load changes. Title V Permit 0010006-002-AV, Condition A.6</b>	

**Visible Emissions Limitation:** Visible Emissions Limitation 4 of 4

1. Visible Emissions Subtype: <b>VE</b>	2. Basis for Allowable Opacity: <input checked="" type="checkbox"/> Rule <input type="checkbox"/> Other
3. Allowable Opacity: Normal Conditions:                      %      Exceptional Conditions: <b>100%</b> Maximum Period of Excess Opacity Allowed: <b>60 min/hour</b>	
4. Method of Compliance: <b>DEP Method 9</b>	
5. Visible Emissions Comment: <b>Rule 62-210.700(1), F.A.C. allows excess visible emissions resulting from malfunctions for up to 2 hours in any 24-hour period. Furthermore, Rule 62-210.700(2), F.A.C. allows excess visible emissions during startups and shutdowns. Title V Permit 0010006-002-AV, Condition A.12 and A.13</b>	

**EMISSIONS UNIT INFORMATION**

Section [ 1 ] of [ 5 ] – Unit No. 1

**H. CONTINUOUS MONITOR INFORMATION**

Complete if this emissions unit is or would be subject to continuous monitoring.

**Continuous Monitoring System:** Continuous Monitor 1 of 5

1. Parameter Code: <b>VE</b>	2. Pollutant(s):
3. CMS Requirement:	<input type="checkbox"/> Rule <input checked="" type="checkbox"/> Other
4. Monitor Information... Manufacturer: <b>Spectrum Systems, Inc.</b> Model Number: <b>SS4542</b> Serial Number: <b>940118</b>	
5. Installation Date: <b>03/18/1994</b>	6. Performance Specification Test Date: <b>07/20/1995</b>
7. Continuous Monitor Comment: <b>Although exempted from continuous opacity monitoring as a gas-fired unit based on 40 CFR Part 75.14(c), GRU elected to install COMS in the event the unit becomes subject to 40 CFR Part 75.10(a) in the future.</b>	

**Continuous Monitoring System:** Continuous Monitor 2 of 5

1. Parameter Code: <b>CO2</b>	2. Pollutant(s):
3. CMS Requirement:	<input checked="" type="checkbox"/> Rule <input type="checkbox"/> Other
4. Monitor Information... Manufacturer: <b>Thermo-Environmental Instruments, Inc.</b> Model Number: <b>41H</b> Serial Number: <b>41H-45377-273</b>	
5. Installation Date: <b>03/18/1994</b>	6. Performance Specification Test Date: <b>12/07/1994</b>
7. Continuous Monitor Comment: <b>40 CFR Part 75.10(a)(3) and 40 CFR Part 75.13(a).</b>	

**EMISSIONS UNIT INFORMATION**

Section [ 1 ] of [ 5 ] – Unit No. 1

**H. CONTINUOUS MONITOR INFORMATION (CONTINUED)**

Complete if this emissions unit is or would be subject to continuous monitoring.

**Continuous Monitoring System:** Continuous Monitor 3 of 5

1. Parameter Code: <b>FLOW</b>	2. Pollutant(s):
3. CMS Requirement:	<input checked="" type="checkbox"/> Rule <input type="checkbox"/> Other
4. Monitor Information... Manufacturer: <b>United Sciences, Inc.</b> Model Number: <b>Ultra Flow 100</b> Serial Number: <b>9303491</b>	
5. Installation Date: <b>03/18/1994</b>	6. Performance Specification Test Date: <b>06/17/1994</b>
7. Continuous Monitor Comment: <b>40 CFR Part 75.10(a)(1) and 40 CFR Part 75.11(d)(1).</b>	

**Continuous Monitoring System:** Continuous Monitor 4 of 5

1. Parameter Code: <b>(See comments)</b>	2. Pollutant(s): <b>NOX</b>
3. CMS Requirement:	<input checked="" type="checkbox"/> Rule <input type="checkbox"/> Other
4. Monitor Information... Manufacturer: <b>Thermo-Environmental Instruments, Inc.</b> Model Number: <b>42D</b> Serial Number: <b>42D-45680-274</b>	
5. Installation Date: <b>03/18/1994</b>	6. Performance Specification Test Date: <b>12/07/1994</b>
7. Continuous Monitor Comment: <b>Required by 40 CFR Part 75.10(a)(2) and 40 CFR Part 75.12(a) and (b).</b>	



**EMISSIONS UNIT INFORMATION**

Section [ 1 ] of [ 5 ] – Unit No. 1

**H. CONTINUOUS MONITOR INFORMATION (CONTINUED)**

Complete if this emissions unit is or would be subject to continuous monitoring.

**Continuous Monitoring System:** Continuous Monitor 5 of 5

1. Parameter Code: <b>EM</b>	2. Pollutant(s): <b>SO2</b>
3. CMS Requirement:	<input checked="" type="checkbox"/> Rule <input type="checkbox"/> Other
4. Monitor Information... Manufacturer: <b>Thermo-Environmental Instruments, Inc.</b> Model Number: <b>43H</b> Serial Number: <b>43H-44174-270</b>	
5. Installation Date: <b>03/18/1994</b>	6. Performance Specification Test Date: <b>12/7/1994</b>
7. Continuous Monitor Comment: <b>40 CFR Part 75.10(a)(1) and 40 CFR Part 75.11(d)(1) and (e)(3)(i).</b>	

**EMISSIONS UNIT INFORMATION**

**Section [ 1 ] of [ 5 ] – Unit No. 1**

**I. EMISSIONS UNIT ADDITIONAL INFORMATION**

**Additional Requirements for All Applications, Except as Otherwise Stated**

1. Process Flow Diagram (Required for all permit applications, except Title V air operation permit revision applications if this information was submitted to the department within the previous five years and would not be altered as a result of the revision being sought) <input checked="" type="checkbox"/> Attached, Document ID: <b>Attachment 2</b> <input type="checkbox"/> Previously Submitted, Date _____
2. Fuel Analysis or Specification (Required for all permit applications, except Title V air operation permit revision applications if this information was submitted to the department within the previous five years and would not be altered as a result of the revision being sought) <input checked="" type="checkbox"/> Attached, Document ID: <b>Attachment 8</b> <input type="checkbox"/> Previously Submitted, Date _____
3. Detailed Description of Control Equipment (Required for all permit applications, except Title V air operation permit revision applications if this information was submitted to the department within the previous five years and would not be altered as a result of the revision being sought) <input type="checkbox"/> Attached, Document ID: <b>N/A</b> <input type="checkbox"/> Previously Submitted, Date _____
4. Procedures for Startup and Shutdown (Required for all operation permit applications, except Title V air operation permit revision applications if this information was submitted to the department within the previous five years and would not be altered as a result of the revision being sought) <input checked="" type="checkbox"/> Attached, Document ID: <b>Attachment 10</b> <input type="checkbox"/> Previously Submitted, Date _____ <input type="checkbox"/> Not Applicable (construction application)
5. Operation and Maintenance Plan (Required for all permit applications, except Title V air operation permit revision applications if this information was submitted to the department within the previous five years and would not be altered as a result of the revision being sought) <input type="checkbox"/> Attached, Document ID: _____ <input type="checkbox"/> Previously Submitted, Date _____ <input checked="" type="checkbox"/> Not Applicable
6. Compliance Demonstration Reports/Records <input type="checkbox"/> Attached, Document ID: _____ Test Date(s)/Pollutant(s) Tested: _____  <input checked="" type="checkbox"/> Previously Submitted, Date: <b>08/07/03</b> Test Date(s)/Pollutant(s) Tested: <b>06/27/03 (PM, VE)</b>  <input type="checkbox"/> To be Submitted, Date (if known): _____ Test Date(s)/Pollutant(s) Tested: _____  <input type="checkbox"/> Not Applicable  Note: For FESOP applications, all required compliance demonstration records/reports must be submitted at the time of application. For Title V air operation permit applications, all required compliance demonstration reports/records must be submitted at the time of application, or a compliance plan must be submitted at the time of application.
7. Other Information Required by Rule or Statute <input type="checkbox"/> Attached, Document ID: _____ <input checked="" type="checkbox"/> Not Applicable

**EMISSIONS UNIT INFORMATION**

**Section [ 1 ] of [ 5 ] – Unit No. 1**

**Additional Requirements for Air Construction Permit Applications**

1. Control Technology Review and Analysis (Rules 62-212.400(6) and 62-212.500(7), F.A.C.; 40 CFR 63.43(d) and (e)) <input type="checkbox"/> Attached, Document ID: _____ <input type="checkbox"/> Not Applicable
2. Good Engineering Practice Stack Height Analysis (Rule 62-212.400(5)(h)6., F.A.C., and Rule 62-212.500(4)(f), F.A.C.) <input type="checkbox"/> Attached, Document ID: _____ <input type="checkbox"/> Not Applicable
3. Description of Stack Sampling Facilities (Required for proposed new stack sampling facilities only) <input type="checkbox"/> Attached, Document ID: _____ <input type="checkbox"/> Not Applicable

**Additional Requirements for Title V Air Operation Permit Applications**

1. Identification of Applicable Requirements <input checked="" type="checkbox"/> Attached, Document ID: <b><u>Attachment 5</u></b>
2. Compliance Assurance Monitoring <input type="checkbox"/> Attached, Document ID: _____ <input checked="" type="checkbox"/> Not Applicable
3. Alternative Methods of Operation <input checked="" type="checkbox"/> Attached, Document ID: <b><u>Attachment 12</u></b> <input type="checkbox"/> Not Applicable
4. Alternative Modes of Operation (Emissions Trading) <input type="checkbox"/> Attached, Document ID: _____ <input checked="" type="checkbox"/> Not Applicable
5. Acid Rain Part Application <input checked="" type="checkbox"/> Certificate of Representation (EPA Form No. 7610-1) <input checked="" type="checkbox"/> Copy Attached, Document ID: <b><u>Attachment 13</u></b> <input checked="" type="checkbox"/> Acid Rain Part (Form No. 62-210.900(1)(a)) <input checked="" type="checkbox"/> Attached, Document ID: <b><u>Attachment 13</u></b> <input type="checkbox"/> Previously Submitted, Date: _____ <input type="checkbox"/> Repowering Extension Plan (Form No. 62-210.900(1)(a)1.) <input type="checkbox"/> Attached, Document ID: _____ <input type="checkbox"/> Previously Submitted, Date: _____ <input type="checkbox"/> New Unit Exemption (Form No. 62-210.900(1)(a)2.) <input type="checkbox"/> Attached, Document ID: _____ <input type="checkbox"/> Previously Submitted, Date: _____ <input type="checkbox"/> Retired Unit Exemption (Form No. 62-210.900(1)(a)3.) <input type="checkbox"/> Attached, Document ID: _____ <input type="checkbox"/> Previously Submitted, Date: _____ <input type="checkbox"/> Phase II NOx Compliance Plan (Form No. 62-210.900(1)(a)4.) <input type="checkbox"/> Attached, Document ID: _____ <input type="checkbox"/> Previously Submitted, Date: _____ <input type="checkbox"/> Phase II NOx Averaging Plan (Form No. 62-210.900(1)(a)5.) <input type="checkbox"/> Attached, Document ID: _____ <input type="checkbox"/> Previously Submitted, Date: _____ <input type="checkbox"/> Not Applicable

**EMISSIONS UNIT INFORMATION**

**Section [ 1 ] of [ 5 ] – Unit No. 1**

**Additional Requirements Comment**

**EMISSIONS UNIT INFORMATION**  
**Section [ 2 ] of [ 5 ] – Unit No. 2**

DH-2  
 (E.U.005)

**III. EMISSIONS UNIT INFORMATION**

**A. GENERAL EMISSIONS UNIT INFORMATION**

**Title V Air Operation Permit Emissions Unit Classification**

1. Regulated or Unregulated Emissions Unit? (Check one, if applying for an initial, revised or renewal Title V air operation permit. Skip this item if applying for an air construction permit or FESOP only.)

The emissions unit addressed in this Emissions Unit Information Section is a regulated emissions unit.

The emissions unit addressed in this Emissions Unit Information Section is an unregulated emissions unit.

**Emissions Unit Description and Status**

1. Type of Emissions Unit Addressed in this Section: (Check one)

This Emissions Unit Information Section addresses, as a single emissions unit, a single process or production unit, or activity, which produces one or more air pollutants and which has at least one definable emission point (stack or vent).

This Emissions Unit Information Section addresses, as a single emissions unit, a group of process or production units and activities which has at least one definable emission point (stack or vent) but may also produce fugitive emissions.

This Emissions Unit Information Section addresses, as a single emissions unit, one or more process or production units and activities which produce fugitive emissions only.

2. Description of Emissions Unit Addressed in this Section: **Steam Boiler Unit No. 2**

3. Emissions Unit Identification Number: **005 (Internal ID: DH-2)**

4. Emissions Unit Status Code: <b>A</b>	5. Commence Construction Date:	6. Initial Startup Date: <b>1981</b>	7. Emissions Unit Major Group SIC Code: <b>49</b>	8. Acid Rain Unit? <input checked="" type="checkbox"/> Yes <input type="checkbox"/> No
--	--------------------------------	---	--	--

9. Package Unit:  
 Manufacturer: \_\_\_\_\_ Model Number: \_\_\_\_\_

10. Generator Nameplate Rating: **251 MW**

11. Emissions Unit Comment: **Dry Bottom, Wall-fired Boiler**

**Field 10 is based on :**  
**295,000 kVA @ 1.0 power factor**  
**250.75 MW @ 0.85 power factor**

**EMISSIONS UNIT INFORMATION**

**Section [ 2 ] of [ 5 ] – Unit No. 2**

**Emissions Unit Control Equipment**

1. Control Equipment/Method(s) Description:  
**Electrostatic Precipitator (Research-Cottrell)**

2. Control Device or Method Code(s): **010**

**EMISSIONS UNIT INFORMATION**

Section [ 2 ] of [ 5 ] – Unit No. 2

**B. EMISSIONS UNIT CAPACITY INFORMATION**

(Optional for unregulated emissions units.)

Emissions Unit Operating Capacity and Schedule

1. Maximum Process or Throughput Rate:		
2. Maximum Production Rate:		
3. Maximum Heat Input Rate: <b>2,428</b> million Btu/hr		
4. Maximum Incineration Rate:	pounds/hr	
	tons/day	
5. Requested Maximum Operating Schedule:	<b>24</b> hours/day	<b>7</b> days/week
	<b>52</b> weeks/year	<b>8,760</b> hours/year
6. Operating Capacity/Schedule Comment: <b>Maximum heat input (Field 3) is based on coal-firing. It is 900 MMBtu/hr for No. 1 or 2 fuel oil-firing, and 591 MMBtu/hr for natural gas-firing.</b>		

**EMISSIONS UNIT INFORMATION**

Section [ 2 ] of [ 5 ] – Unit No. 2

**C. EMISSION POINT (STACK/VENT) INFORMATION**  
 (Optional for unregulated emissions units.)

**Emission Point Description and Type**

1. Identification of Point on Plot Plan or Flow Diagram: <b>DH-2</b>		2. Emission Point Type Code: <b>1</b>	
3. Descriptions of Emission Points Comprising this Emissions Unit for VE Tracking: <b>N/A</b>			
4. ID Numbers or Descriptions of Emission Units with this Emission Point in Common: <b>N/A</b>			
5. Discharge Type Code: <b>V</b>	6. Stack Height: <b>350 feet</b>	7. Exit Diameter: <b>18.5 feet</b>	
8. Exit Temperature: <b>352 °F</b>	9. Actual Volumetric Flow Rate: <b>766,500 acfm</b>	10. Water Vapor: <b>%</b>	
11. Maximum Dry Standard Flow Rate: dscfm		12. Nonstack Emission Point Height: feet	
13. Emission Point UTM Coordinates... Zone: East (km): North (km):		14. Emission Point Latitude/Longitude... Latitude (DD/MM/SS) Longitude (DD/MM/SS)	
15. Emission Point Comment: <b>Fields 8 and 9 are based on on average values from 2001-2003 compliance tests.</b>			



**EMISSIONS UNIT INFORMATION**

Section [ 2 ] of [ 5 ] – Unit No. 2

**D. SEGMENT (PROCESS/FUEL) INFORMATION**

**Segment Description and Rate: Segment 1 of 3**

1. Segment Description (Process/Fuel Type): <b>Bituminous Coal Burned</b>		
2. Source Classification Code (SCC): <b>1-01-002-02</b>		3. SCC Units: <b>Tons Burned</b>
4. Maximum Hourly Rate: <b>93.4</b>	5. Maximum Annual Rate: <b>818,049</b>	6. Estimated Annual Activity Factor:
7. Maximum % Sulfur: <b>0.8</b>	8. Maximum % Ash: <b>10.0</b>	9. Million Btu per SCC Unit: <b>26</b>
10. Segment Comment: <b>Unit can co-fire coal, natural gas, and No. 1-2 fuel oil. Field 7 value based on nominal coal heat content of 13,000 Btu/lb. Field 9 value based on permit SO<sub>2</sub> limit of 1.20 lb/MMBtu and nominal coal heat content of 13,000 Btu/lb.</b>		

**Segment Description and Rate: Segment 2 of 3**

1. Segment Description (Process/Fuel Type): <b>Natural Gas Burned</b>		
2. Source Classification Code (SCC): <b>1-01-006-01</b>		3. SCC Units: <b>Million Cubic Feet Burned</b>
4. Maximum Hourly Rate: <b>0.57</b>	5. Maximum Annual Rate: <b>4,978</b>	6. Estimated Annual Activity Factor:
7. Maximum % Sulfur:	8. Maximum % Ash:	9. Million Btu per SCC Unit: <b>1,040</b>
10. Segment Comment: <b>Unit can co-fire coal, natural gas, and distillate fuel oils (Nos. 1-2). Maximum hourly rate in Field 4 is based on 591 MMBtu/hr and a nominal natural gas heat content of 1,040 Btu/ft<sup>3</sup>.</b>		

**EMISSIONS UNIT INFORMATION**

Section [ 2 ] of [ 5 ] – Unit No. 2

**D. SEGMENT (PROCESS/FUEL) INFORMATION (CONTINUED)**

**Segment Description and Rate:** Segment 3 of 3

1. Segment Description (Process/Fuel Type): <b>Distillate Fuel Oils Burned</b>		
2. Source Classification Code (SCC): <b>1-01-005-01</b>		3. SCC Units: <b>Thousand Gallons Burned</b>
4. Maximum Hourly Rate: <b>6.43</b>	5. Maximum Annual Rate: <b>56,314</b>	6. Estimated Annual Activity Factor:
7. Maximum % Sulfur: <b>0.05</b>	8. Maximum % Ash: <b>0.05</b>	9. Million Btu per SCC Unit: <b>140</b>
10. Segment Comment: <b>Unit can co-fire coal, natural gas, and distillate fuel oils (Nos. 1-2). Maximum hourly rate in Field 4 is based on 900 MMBtu/hr and a nominal distillate fuel oil heat content of 140,000 Btu/gal.</b>		

**Segment Description and Rate:** Segment \_\_\_\_ of \_\_\_\_

1. Segment Description (Process/Fuel Type):		
2. Source Classification Code (SCC):		3. SCC Units:
4. Maximum Hourly Rate:	5. Maximum Annual Rate:	6. Estimated Annual Activity Factor:
7. Maximum % Sulfur:	8. Maximum % Ash:	9. Million Btu per SCC Unit:
10. Segment Comment:		

**EMISSIONS UNIT INFORMATION**

Section [ 2 ] of [ 5 ] – Unit No. 2

**E. EMISSIONS UNIT POLLUTANTS****List of Pollutants Emitted by Emissions Unit**

1. Pollutant Emitted	2. Primary Control Device Code	3. Secondary Control Device Code	4. Pollutant Regulatory Code
<b>NOX</b>			<b>EL</b>
<b>SO2</b>			<b>EL</b>
<b>PM</b>	<b>010</b>		<b>EL</b>
<b>PM10</b>	<b>010</b>		<b>NS</b>
<b>CO</b>			<b>NS</b>
<b>VOC</b>			<b>NS</b>
<b>H106</b>			<b>NS</b>
<b>H107</b>			<b>NS</b>
<b>HAPS</b>			<b>NS</b>

**EMISSIONS UNIT INFORMATION**

Section [ 2 ] of [ 5 ] – Unit No. 2

**NOX**

**F1. EMISSIONS UNIT POLLUTANT DETAIL INFORMATION –  
POTENTIAL/ESTIMATED FUGITIVE EMISSIONS**

**(Optional for unregulated emissions units.)**

**Potential/Estimated Fugitive Emissions**

**Complete for each pollutant identified in Subsection E if applying for an air construction permit or concurrent processing of an air construction permit and a revised or renewal Title V permit. Complete for each emissions-limited pollutant identified in Subsection E if applying for an air operation permit.**

1. Pollutant Emitted: <b>NOX</b>		2. Total Percent Efficiency of Control:	
3. Potential Emissions: <b>1,700 lb/hour                      5,317 tons/year</b>		4. Synthetically Limited? <input type="checkbox"/> Yes <input checked="" type="checkbox"/> No	
5. Range of Estimated Fugitive Emissions (as applicable): to    tons/year			
6. Emission Factor:  Reference:		7. Emissions Method Code: <b>0</b>	
8. Calculation of Emissions:  <b>0.7 lb/MMBtu (NSPS) x 2,428 MMBtu/hr = 1,700 lb/hr</b> <b>0.5 lb/MMBtu (Phase II annual average) x 2,428 MMBtu/hr = 1,214 lb/hr</b> <b>1,214 lb/hr x 8760 hr/yr / 2000 lb/ton = 5,317 tons/yr</b>			
9. Pollutant Potential/Estimated Fugitive Emissions Comment: <b>Potential emissions set equal to allowable emissions per 40 CFR 76.5(a)(2). Based on combustion of coal (worst case fuel).</b>			

**EMISSIONS UNIT INFORMATION**

Section [ 2 ] of [ 5 ] – Unit No. 2

**NOX**

**F2. EMISSIONS UNIT POLLUTANT DETAIL INFORMATION -  
ALLOWABLE EMISSIONS**

Complete if the pollutant identified in Subsection F1 is or would be subject to a numerical emissions limitation.

Allowable Emissions Allowable Emissions 1 of 3

1. Basis for Allowable Emissions Code: <b>RULE</b>	2. Future Effective Date of Allowable Emissions:
3. Allowable Emissions and Units: <b>0.7 lb/MMBtu</b>	4. Equivalent Allowable Emissions: <b>1,700 lb/hour 5,317 tons/year</b>
5. Method of Compliance: <b>Annual stack test using EPA Reference Method 7,7A,7C,7D,7E or CEMS</b>	
6. Allowable Emissions Comment (Description of Operating Method): <b>40 CFR Part 60, Subpart D, 60.44(a)(3) - Solid Fuels Title V Permit 0010006-002-AV, Condition B.7.(a)(3). Allowable emission rate will be prorated when different fuels are burned simultaneously Annual emissions are limited by Phase II NOx Compliance Plan (0.5 lb/MMBtu ann avg).</b>	

Allowable Emissions Allowable Emissions 1 of 3

1. Basis for Allowable Emissions Code: <b>RULE</b>	2. Future Effective Date of Allowable Emissions:
3. Allowable Emissions and Units: <b>0.3 lb/MMBtu</b>	4. Equivalent Allowable Emissions: <b>728 lb/hour 3,190 tons/year</b>
5. Method of Compliance: <b>Annual stack test using EPA Reference Method 7,7A,7C,7D,7E or CEMS</b>	
6. Allowable Emissions Comment (Description of Operating Method): <b>40 CFR Part 60, Subpart D, 60.44(a)(2) - Liquid Fuels Title V Permit 0010006-002-AV, Condition B.7.(a)(2). Allowable emission rate will be prorated when different fuels are burned simultaneously</b>	

Allowable Emissions Allowable Emissions 3 of 3

1. Basis for Allowable Emissions Code: <b>RULE</b>	2. Future Effective Date of Allowable Emissions:
3. Allowable Emissions and Units: <b>0.2 lb/MMBtu</b>	4. Equivalent Allowable Emissions: <b>486 lb/hour 2,127 tons/year</b>
5. Method of Compliance: <b>Annual stack test using EPA Reference Method 7,7A,7C,7D,7E or CEMS</b>	
6. Allowable Emissions Comment (Description of Operating Method): <b>40 CFR Part 60, Subpart D, 60.44(a)(1) - Gaseous Fuels Title V Permit 0010006-002-AV, Condition B.7.(a)(1). Allowable emission rate will be prorated when different fuels are burned simultaneously</b>	

**EMISSIONS UNIT INFORMATION**

Section [ 2 ] of [ 5 ] – Unit No. 2

SO2

**F1. EMISSIONS UNIT POLLUTANT DETAIL INFORMATION –  
POTENTIAL/ESTIMATED FUGITIVE EMISSIONS**

(Optional for unregulated emissions units.)

Potential/Estimated Fugitive Emissions

**Complete for each pollutant identified in Subsection E if applying for an air construction permit or concurrent processing of an air construction permit and a revised or renewal Title V permit. Complete for each emissions-limited pollutant identified in Subsection E if applying for an air operation permit.**

1. Pollutant Emitted: <b>SO2</b>		2. Total Percent Efficiency of Control:	
3. Potential Emissions: <b>2,914 lb/hour      12,762 tons/year</b>		4. Synthetically Limited? <input type="checkbox"/> Yes <input checked="" type="checkbox"/> No	
5. Range of Estimated Fugitive Emissions (as applicable): to    tons/year			
6. Emission Factor:  Reference:		7. Emissions Method Code: <b>0</b>	
8. Calculation of Emissions:  <b>1.2 lb/MMBtu x 2,428 MMBtu/hr = 2,913.6 lb/hr</b> <b>2,913.6 lb/hr x 8760 hr/yr / 2000 lb/ton = 12,762 tons/yr</b>			
9. Pollutant Potential/Estimated Fugitive Emissions Comment: <b>Potential emissions set equal to allowable emissions. Based on combustion of coal (worst case fuel).</b>			

**EMISSIONS UNIT INFORMATION**

Section [ 2 ] of [ 5 ] – Unit No. 2

SO2

**F2. EMISSIONS UNIT POLLUTANT DETAIL INFORMATION -  
ALLOWABLE EMISSIONS**

**Complete if the pollutant identified in Subsection F1 is or would be subject to a numerical emissions limitation.**

**Allowable Emissions** Allowable Emissions 1 of 2

1. Basis for Allowable Emissions Code: <b>RULE</b>	2. Future Effective Date of Allowable Emissions:
3. Allowable Emissions and Units: <b>1.2 lb/MMBtu</b>	4. Equivalent Allowable Emissions: <b>2,914 lb/hour 12,762 tons/year</b>
5. Method of Compliance: <b>Annual stack test using EPA Reference Method 6, 6A, 6B, 6C or CEMS</b>	
6. Allowable Emissions Comment (Description of Operating Method): <b>40 CFR Part 60, Subpart D, 60.43(a)(2) - Solid Fuels Title V Permit 0010006-002-AV, Condition B.5.(a)(2). Allowable emission rate will be prorated when different fuels are burned simultaneously</b>	

**Allowable Emissions** Allowable Emissions 2 of 2

1. Basis for Allowable Emissions Code: <b>RULE</b>	2. Future Effective Date of Allowable Emissions:
3. Allowable Emissions and Units: <b>0.8 lb/MMBtu</b>	4. Equivalent Allowable Emissions: <b>1,942 lb/hour 8,508 tons/year</b>
5. Method of Compliance: <b>Annual stack test using EPA Reference Method 6, 6A, 6B, 6C or CEMS</b>	
6. Allowable Emissions Comment (Description of Operating Method): <b>40 CFR Part 60, Subpart D, 60.43(a)(1) - Liquid Fuels Title V Permit 0010006-002-AV, Condition B.5.(a)(1). Allowable emission rate will be prorated when different fuels are burned simultaneously</b>	

**Allowable Emissions** Allowable Emissions \_\_\_\_\_ of \_\_\_\_\_

1. Basis for Allowable Emissions Code:	2. Future Effective Date of Allowable Emissions:
3. Allowable Emissions and Units:	4. Equivalent Allowable Emissions: lb/hour tons/year
5. Method of Compliance:	
6. Allowable Emissions Comment (Description of Operating Method):	

**EMISSIONS UNIT INFORMATION**

Section [ 2 ] of [ 5 ] – Unit No. 2

PM

**F1. EMISSIONS UNIT POLLUTANT DETAIL INFORMATION –  
POTENTIAL/ESTIMATED FUGITIVE EMISSIONS**

(Optional for unregulated emissions units.)

**Potential/Estimated Fugitive Emissions**

Complete for each pollutant identified in Subsection E if applying for an air construction permit or concurrent processing of an air construction permit and a revised or renewal Title V permit. Complete for each emissions-limited pollutant identified in Subsection E if applying for an air operation permit.

1. Pollutant Emitted: <b>PM</b>	2. Total Percent Efficiency of Control: <b>99.5 %</b>
3. Potential Emissions: <b>243 lb/hour                      1,064 tons/year</b>	4. Synthetically Limited? <input type="checkbox"/> Yes <input checked="" type="checkbox"/> No
5. Range of Estimated Fugitive Emissions (as applicable): to                      tons/year	
6. Emission Factor:  Reference:	7. Emissions Method Code: <b>0</b>
8. Calculation of Emissions:  <b>0.1 lb/MMBtu x 2,428 MMBtu/hr = 242.8 lb/hr</b> <b>242.8 lb/hr x 8,760 hrs//yr / 2,000 lb/ton = 1,064 tons/yr</b>	
9. Pollutant Potential/Estimated Fugitive Emissions Comment: <b>Potential emissions set equal to allowable emissions. Based on combustion of coal (worst case fuel).</b>	



**EMISSIONS UNIT INFORMATION**

Section [ 2 ] of [ 5 ] – Unit No. 2

PM

**F2. EMISSIONS UNIT POLLUTANT DETAIL INFORMATION -  
ALLOWABLE EMISSIONS**

**Complete if the pollutant identified in Subsection F1 is or would be subject to a numerical emissions limitation.**

**Allowable Emissions** Allowable Emissions 1 of 1

1. Basis for Allowable Emissions Code: <b>RULE</b>	2. Future Effective Date of Allowable Emissions:
3. Allowable Emissions and Units: <b>0.1 lb/MMBtu</b>	4. Equivalent Allowable Emissions: <b>243 lb/hour                      1,064 tons/year</b>
5. Method of Compliance: <b>Annual compliance test using EPA Reference Method 5 or 17.</b>	
6. Allowable Emissions Comment (Description of Operating Method): <b>40 CFR Part 60, Subpart D, 60.42(a)(1). Title V Permit 0010006-002-AV, Condition B.4.(a)(1).</b>	

**Allowable Emissions** Allowable Emissions \_\_\_\_\_ of \_\_\_\_\_

1. Basis for Allowable Emissions Code:	2. Future Effective Date of Allowable Emissions:
3. Allowable Emissions and Units:	4. Equivalent Allowable Emissions: lb/hour                      tons/year
5. Method of Compliance:	
6. Allowable Emissions Comment (Description of Operating Method):	

**Allowable Emissions** Allowable Emissions \_\_\_\_\_ of \_\_\_\_\_

1. Basis for Allowable Emissions Code:	2. Future Effective Date of Allowable Emissions:
3. Allowable Emissions and Units:	4. Equivalent Allowable Emissions: lb/hour                      tons/year
5. Method of Compliance:	
6. Allowable Emissions Comment (Description of Operating Method):	

**EMISSIONS UNIT INFORMATION**

Section [ 2 ] of [ 5 ] – Unit No. 2

**G. VISIBLE EMISSIONS INFORMATION**

Complete if this emissions unit is or would be subject to a unit-specific visible emissions limitation.

**Visible Emissions Limitation:** Visible Emissions Limitation 1 of 2

1. Visible Emissions Subtype: <b>VE20</b>	2. Basis for Allowable Opacity: <input checked="" type="checkbox"/> Rule <input type="checkbox"/> Other
3. Allowable Opacity: Normal Conditions: <b>20%</b> Exceptional Conditions: <b>27%</b> Maximum Period of Excess Opacity Allowed: <b>6 min/hour</b>	
4. Method of Compliance: <b>DEP Method 9 or COMS</b>	
5. Visible Emissions Comment: <b>40 CFR Part 60, Subpart D, 60.42(a)(2). Title V Permit 0010006-002-AV, Condition B.4.(a)(2). Opacity standards do not apply during startup, shutdown, and malfunction per 40 CFR Part 60, Subpart A, 60.11(c).</b>	

**Visible Emissions Limitation:** Visible Emissions Limitation 2 of 2

1. Visible Emissions Subtype: <b>VE</b>	2. Basis for Allowable Opacity: <input checked="" type="checkbox"/> Rule <input type="checkbox"/> Other
3. Allowable Opacity: Normal Conditions: <b>%</b> Exceptional Conditions: <b>100%</b> Maximum Period of Excess Opacity Allowed: <b>60 min/hour</b>	
4. Method of Compliance: <b>DEP Method 9 or COMS</b>	
5. Visible Emissions Comment: <b>Rule 62-210.700(1), F.A.C. allows excess emissions for up to 2 hours in any 24-hour period.</b>	

**EMISSIONS UNIT INFORMATION**

Section [ 2 ] of [ 5 ] – Unit No. 2

**H. CONTINUOUS MONITOR INFORMATION**

Complete if this emissions unit is or would be subject to continuous monitoring.

**Continuous Monitoring System:** Continuous Monitor 1 of 5

1. Parameter Code: <b>VE</b>	2. Pollutant(s):
3. CMS Requirement:	<input type="checkbox"/> Rule <input checked="" type="checkbox"/> Other
4. Monitor Information... Manufacturer: <b>Lear Siegler</b> Model Number: <b>RM4200</b> Serial Number: <b>1756</b>	
5. Installation Date: <b>04/17/1994</b>	6. Performance Specification Test Date: <b>06/19/1995</b>
7. Continuous Monitor Comment: <b>40 CFR Part 75.10(a)(4), 40 CFR Part 75.14(a), and 40 CFR Part 60.45(a)</b>	

**Continuous Monitoring System:** Continuous Monitor 2 of 5

1. Parameter Code: <b>CO2</b>	2. Pollutant(s):
3. CMS Requirement:	<input checked="" type="checkbox"/> Rule <input type="checkbox"/> Other
4. Monitor Information... Manufacturer: <b>Thermo-Environmental Instruments, Inc.</b> Model Number: <b>41H</b> Serial Number: <b>41H-45375-273</b>	
5. Installation Date: <b>04/17/1994</b>	6. Performance Specification Test Date: <b>12/08/1994</b>
7. Continuous Monitor Comment: <b>40 CFR Part 75.10(a)(3)(i), 40 CFR Part 75.13(a), and 40 CFR Part 60.45(a).</b>	

**EMISSIONS UNIT INFORMATION**

Section [ 2 ] of [ 5 ] – Unit No. 2

**H. CONTINUOUS MONITOR INFORMATION (CONTINUED)**

Complete if this emissions unit is or would be subject to continuous monitoring.

**Continuous Monitoring System:** Continuous Monitor 3 of 5

1. Parameter Code: <b>FLOW</b>	2. Pollutant(s):
3. CMS Requirement:	<input checked="" type="checkbox"/> Rule <input type="checkbox"/> Other
4. Monitor Information... Manufacturer: <b>United Sciences, Inc.</b> Model Number: <b>Ultra Flow 100</b> Serial Number: <b>9401592</b>	
5. Installation Date: <b>04/17/1994</b>	6. Performance Specification Test Date: <b>05/06/1995</b>
7. Continuous Monitor Comment: <b>40 CFR Part 75.10(a)(1) and 40 CFR Part 75.11(a).</b>	

**Continuous Monitoring System:** Continuous Monitor 4 of 5

1. Parameter Code: <b>EM</b>	2. Pollutant(s): <b>NOX</b>
3. CMS Requirement:	<input checked="" type="checkbox"/> Rule <input type="checkbox"/> Other
4. Monitor Information... Manufacturer: <b>Thermo-Environmental Instruments, Inc.</b> Model Number: <b>42D</b> Serial Number: <b>42D-40411-262</b>	
5. Installation Date: <b>04/17/1994</b>	6. Performance Specification Test Date: <b>12/08/1994</b>
7. Continuous Monitor Comment: <b>40 CFR Part 75.10(a)(2), 40 CFR Part 75.12(a) and (b), and 40 CFR Part 60.45(a).</b>	

**EMISSIONS UNIT INFORMATION**

Section [ 2 ] of [ 5 ] – Unit No. 2

**H. CONTINUOUS MONITOR INFORMATION (CONTINUED)**

Complete if this emissions unit is or would be subject to continuous monitoring.

**Continuous Monitoring System:** Continuous Monitor 5 of 5

1. Parameter Code: <b>EM</b>	2. Pollutant(s): <b>SO2</b>
3. CMS Requirement:	<input checked="" type="checkbox"/> Rule <input type="checkbox"/> Other
4. Monitor Information... Manufacturer: <b>Thermo-Environmental Instruments, Inc.</b> Model Number: <b>43H</b> Serial Number: <b>43H-41452-265</b>	
5. Installation Date: <b>04/17/1994</b>	6. Performance Specification Test Date: <b>12/08/1994</b>
7. Continuous Monitor Comment: <b>40 CFR Part 75.10(a)(1), 40 CFR Part 75.11(a) and (g), and 40 CFR Part 60.45(a).</b>	

**EMISSIONS UNIT INFORMATION**

**Section [ 2 ] of [ 5 ] – Unit No. 2**

**I. EMISSIONS UNIT ADDITIONAL INFORMATION**

**Additional Requirements for All Applications, Except as Otherwise Stated**

1. Process Flow Diagram (Required for all permit applications, except Title V air operation permit revision applications if this information was submitted to the department within the previous five years and would not be altered as a result of the revision being sought) <input checked="" type="checkbox"/> Attached, Document ID: <b>Attachment 2</b> <input type="checkbox"/> Previously Submitted, Date _____
2. Fuel Analysis or Specification (Required for all permit applications, except Title V air operation permit revision applications if this information was submitted to the department within the previous five years and would not be altered as a result of the revision being sought) <input checked="" type="checkbox"/> Attached, Document ID: <b>Attachment 8</b> <input type="checkbox"/> Previously Submitted, Date _____
3. Detailed Description of Control Equipment (Required for all permit applications, except Title V air operation permit revision applications if this information was submitted to the department within the previous five years and would not be altered as a result of the revision being sought) <input checked="" type="checkbox"/> Attached, Document ID: <b>Attachment 9</b> <input type="checkbox"/> Previously Submitted, Date _____
4. Procedures for Startup and Shutdown (Required for all operation permit applications, except Title V air operation permit revision applications if this information was submitted to the department within the previous five years and would not be altered as a result of the revision being sought) <input checked="" type="checkbox"/> Attached, Document ID: <b>Attachment 10</b> <input type="checkbox"/> Previously Submitted, Date _____ <input type="checkbox"/> Not Applicable (construction application)
5. Operation and Maintenance Plan (Required for all permit applications, except Title V air operation permit revision applications if this information was submitted to the department within the previous five years and would not be altered as a result of the revision being sought) <input type="checkbox"/> Attached, Document ID: _____ <input type="checkbox"/> Previously Submitted, Date _____ <input checked="" type="checkbox"/> Not Applicable
6. Compliance Demonstration Reports/Records <input type="checkbox"/> Attached, Document ID: _____ Test Date(s)/Pollutant(s) Tested: _____  <input checked="" type="checkbox"/> Previously Submitted, Date: <b>08/07/03</b> Test Date(s)/Pollutant(s) Tested: <b>06/26/03, (SO2, NOx, PM, VE)</b>  <input type="checkbox"/> To be Submitted, Date (if known): _____ Test Date(s)/Pollutant(s) Tested: _____  <input type="checkbox"/> Not Applicable  Note: For FESOP applications, all required compliance demonstration records/reports must be submitted at the time of application. For Title V air operation permit applications, all required compliance demonstration reports/records must be submitted at the time of application, or a compliance plan must be submitted at the time of application.
7. Other Information Required by Rule or Statute <input type="checkbox"/> Attached, Document ID: _____ <input checked="" type="checkbox"/> Not Applicable

## EMISSIONS UNIT INFORMATION

Section [ 2 ] of [ 5 ] – Unit No. 2

### Additional Requirements for Air Construction Permit Applications

1. Control Technology Review and Analysis (Rules 62-212.400(6) and 62-212.500(7), F.A.C.; 40 CFR 63.43(d) and (e)) <input type="checkbox"/> Attached, Document ID: _____ <input type="checkbox"/> Not Applicable
2. Good Engineering Practice Stack Height Analysis (Rule 62-212.400(5)(h)6., F.A.C., and Rule 62-212.500(4)(f), F.A.C.) <input type="checkbox"/> Attached, Document ID: _____ <input type="checkbox"/> Not Applicable
3. Description of Stack Sampling Facilities (Required for proposed new stack sampling facilities only) <input type="checkbox"/> Attached, Document ID: _____ <input type="checkbox"/> Not Applicable

### Additional Requirements for Title V Air Operation Permit Applications

1. Identification of Applicable Requirements <input checked="" type="checkbox"/> Attached, Document ID: <b>Attachment 5</b>
2. Compliance Assurance Monitoring <input checked="" type="checkbox"/> Attached, Document ID: <b>Attachment 11</b> <input type="checkbox"/> Not Applicable
3. Alternative Methods of Operation <input checked="" type="checkbox"/> Attached, Document ID: <b>Attachment 12</b> <input type="checkbox"/> Not Applicable
4. Alternative Modes of Operation (Emissions Trading) <input type="checkbox"/> Attached, Document ID: _____ <input checked="" type="checkbox"/> Not Applicable
5. Acid Rain Part Application <input checked="" type="checkbox"/> Certificate of Representation (EPA Form No. 7610-1) <input checked="" type="checkbox"/> Copy Attached, Document ID: <b>Attachment 13</b> <input checked="" type="checkbox"/> Acid Rain Part (Form No. 62-210.900(1)(a)) <input checked="" type="checkbox"/> Attached, Document ID: <b>Attachment 13</b> <input type="checkbox"/> Previously Submitted, Date: _____ <input type="checkbox"/> Repowering Extension Plan (Form No. 62-210.900(1)(a)1.) <input type="checkbox"/> Attached, Document ID: _____ <input type="checkbox"/> Previously Submitted, Date: _____ <input type="checkbox"/> New Unit Exemption (Form No. 62-210.900(1)(a)2.) <input type="checkbox"/> Attached, Document ID: _____ <input type="checkbox"/> Previously Submitted, Date: _____ <input type="checkbox"/> Retired Unit Exemption (Form No. 62-210.900(1)(a)3.) <input type="checkbox"/> Attached, Document ID: _____ <input type="checkbox"/> Previously Submitted, Date: _____ <input checked="" type="checkbox"/> Phase II NOx Compliance Plan (Form No. 62-210.900(1)(a)4.) <input type="checkbox"/> Attached, Document ID: <b>Attachment 13</b> <input type="checkbox"/> Previously Submitted, Date: _____ <input type="checkbox"/> Phase II NOx Averaging Plan (Form No. 62-210.900(1)(a)5.) <input type="checkbox"/> Attached, Document ID: _____ <input type="checkbox"/> Previously Submitted, Date: _____ <input type="checkbox"/> Not Applicable

**EMISSIONS UNIT INFORMATION**

**Section [ 2 ] of [ 5 ] – Unit No. 2**

**Additional Requirements Comment**

[Empty rectangular box for Additional Requirements Comment]



DHCT-3  
(EM.006)

**EMISSIONS UNIT INFORMATION**

Section [ 3 ] of [ 5 ] – CT No. 3

**III. EMISSIONS UNIT INFORMATION**

**A. GENERAL EMISSIONS UNIT INFORMATION**

**Title V Air Operation Permit Emissions Unit Classification**

1. Regulated or Unregulated Emissions Unit? (Check one, if applying for an initial, revised or renewal Title V air operation permit. Skip this item if applying for an air construction permit or FESOP only.)

The emissions unit addressed in this Emissions Unit Information Section is a regulated emissions unit.

The emissions unit addressed in this Emissions Unit Information Section is an unregulated emissions unit.

**Emissions Unit Description and Status**

1. Type of Emissions Unit Addressed in this Section: (Check one)

This Emissions Unit Information Section addresses, as a single emissions unit, a single process or production unit, or activity, which produces one or more air pollutants and which has at least one definable emission point (stack or vent).

This Emissions Unit Information Section addresses, as a single emissions unit, a group of process or production units and activities which has at least one definable emission point (stack or vent) but may also produce fugitive emissions.

This Emissions Unit Information Section addresses, as a single emissions unit, one or more process or production units and activities which produce fugitive emissions only.

2. Description of Emissions Unit Addressed in this Section: **Combustion Turbine No. 3**

3. Emissions Unit Identification Number: **006 (Internal ID: DHCT-3)**

4. Emissions Unit Status Code: <b>A</b>	5. Commence Construction Date: <b></b>	6. Initial Startup Date: <b>1996</b>	7. Emissions Unit Major Group SIC Code: <b>49</b>	8. Acid Rain Unit? <input checked="" type="checkbox"/> Yes <input type="checkbox"/> No
--	---	---	--	--

9. Package Unit:  
Manufacturer: **General Electric** Model Number: **MS7001EA**

10. Generator Nameplate Rating: **96.1 MW base**

11. Emissions Unit Comment: **Simple Cycle**  
**Field 10 is based on :**

**115,000 kVA @ 1.0 power factor, and 103.6 MW @ 0.9 power factor (peak)**  
**113,100 kVA @ 1.0 power factor, and 96.1 MW @ 0.85 power factor (base)**

**EMISSIONS UNIT INFORMATION**

Section [ 3 ] of [ 5 ] – CT No. 3

**Emissions Unit Control Equipment**

1. Control Equipment/Method(s) Description:

**Dry Low NOx Burners (Natural Gas-firing), Water Injection (Fuel Oil-firing)**  
**Above prevention technologies are passive, pollution combustion design features.**

2. Control Device or Method Code(s): **099, 028**

**EMISSIONS UNIT INFORMATION**

Section [ 3 ] of [ 5 ] – CT No. 3

**B. EMISSIONS UNIT CAPACITY INFORMATION**

(Optional for unregulated emissions units.)

**Emissions Unit Operating Capacity and Schedule**

1. Maximum Process or Throughput Rate:
2. Maximum Production Rate:
3. Maximum Heat Input Rate: <b>991</b> million Btu/hr
4. Maximum Incineration Rate:           pounds/hr tons/day
5. Requested Maximum Operating Schedule: <b>24</b> hours/day <b>7</b> days/week weeks/year <b>3,900</b> hours/year
6. Operating Capacity/Schedule Comment: <b>Maximum heat input (Field 3) is based on distillate fuel oil-firing. It is 971.1 MMBtu/hr for natural gas-firing. Based on 100% load, 101.3 kilopascals pressure, 288 Kelvin, and 60% RH (i.e., ISO Standard Day Conditions), and HHV. Will vary with load and ambient conditions.</b>

**EMISSIONS UNIT INFORMATION**

Section [ 3 ] of [ 5 ] – CT No. 3

**C. EMISSION POINT (STACK/VENT) INFORMATION**

(Optional for unregulated emissions units.)

**Emission Point Description and Type**

1. Identification of Point on Plot Plan or Flow Diagram: <b>DHCT-3</b>		2. Emission Point Type Code: <b>1</b>	
3. Descriptions of Emission Points Comprising this Emissions Unit for VE Tracking: <b>N/A</b>			
4. ID Numbers or Descriptions of Emission Units with this Emission Point in Common: <b>N/A</b>			
5. Discharge Type Code: <b>V</b>	6. Stack Height: <b>52 feet</b>	7. Exit Diameter: <b>14.1 feet</b>	
8. Exit Temperature: <b>1,100 °F</b>	9. Actual Volumetric Flow Rate: <b>1,573,615 acfm</b>	10. Water Vapor: <b>%</b>	
11. Maximum Dry Standard Flow Rate: dscfm		12. Nonstack Emission Point Height: feet	
13. Emission Point UTM Coordinates... Zone: East (km): North (km):		14. Emission Point Latitude/Longitude... Latitude (DD/MM/SS) Longitude (DD/MM/SS)	
15. Emission Point Comment: <b>Field 8 and 9: For natural gas at 60% load, 95F, and 50%RH Will vary with load and ambient conditions.</b>			

**EMISSIONS UNIT INFORMATION**

Section [ 3 ] of [ 5 ] – CT No. 3

**D. SEGMENT (PROCESS/FUEL) INFORMATION**

**Segment Description and Rate: Segment 1 of 2**

1. Segment Description (Process/Fuel Type): <b>Natural Gas Burned</b>		
2. Source Classification Code (SCC): <b>2-01-002-01</b>		3. SCC Units: <b>Million Cubic Feet Burned</b>
4. Maximum Hourly Rate: <b>0.93</b>	5. Maximum Annual Rate: <b>3,642</b>	6. Estimated Annual Activity Factor:
7. Maximum % Sulfur:	8. Maximum % Ash:	9. Million Btu per SCC Unit: <b>1,040</b>
10. Segment Comment: <b>Unit can co-fire natural gas, and distillate fuel oils (Nos. 1-2). Field 4 is based on 971.1 MMBtu/hr heat input and a nominal natural gas heat content as indicated in Field 9. Furthermore, Field 5 is based on 3,900 hrs/yr.</b>		

**Segment Description and Rate: Segment 2 of 2**

1. Segment Description (Process/Fuel Type): <b>Distillate Fuel Oils Burned</b>		
2. Source Classification Code (SCC): <b>2-01-001-01</b>		3. SCC Units: <b>Thousand Gallons Burned</b>
4. Maximum Hourly Rate: <b>7.1</b>	5. Maximum Annual Rate: <b>14,151</b>	6. Estimated Annual Activity Factor:
7. Maximum % Sulfur: <b>0.05</b>	8. Maximum % Ash: <b>0.05</b>	9. Million Btu per SCC Unit: <b>140</b>
10. Segment Comment: <b>Unit can co-fire natural gas, and distillate fuel oils (Nos. 1-2). Field 4 is based on 990.6 MMBtu/hr and a nominal distillate fuel oil heat content of 140,000 Btu/gal. Furthermore, Field 5 is based on 2,000 hrs/yr.</b>		

**EMISSIONS UNIT INFORMATION**  
**Section [ 3 ] of [ 5 ] – CT No. 3**

**E. EMISSIONS UNIT POLLUTANTS**

**List of Pollutants Emitted by Emissions Unit**

1. Pollutant Emitted	2. Primary Control Device Code	3. Secondary Control Device Code	4. Pollutant Regulatory Code
<b>NOX</b>	<b>028/099</b>		<b>EL</b>
<b>SO2</b>			<b>EL</b>
<b>PM</b>			<b>NS</b>
<b>PM10</b>			<b>EL</b>
<b>CO</b>			<b>NS</b>
<b>VOC</b>			<b>NS</b>
<b>H106</b>			<b>NS</b>
<b>H107</b>			<b>NS</b>
<b>SAM</b>			<b>EL</b>
<b>HAPS</b>			<b>NS</b>

**EMISSIONS UNIT INFORMATION**

Section [ 3 ] of [ 5 ] – CT No. 3

**NOX**

**F1. EMISSIONS UNIT POLLUTANT DETAIL INFORMATION –  
POTENTIAL/ESTIMATED FUGITIVE EMISSIONS**

(Optional for unregulated emissions units.)

**Potential/Estimated Fugitive Emissions**

**Complete for each pollutant identified in Subsection E if applying for an air construction permit or concurrent processing of an air construction permit and a revised or renewal Title V permit. Complete for each emissions-limited pollutant identified in Subsection E if applying for an air operation permit.**

1. Pollutant Emitted: <b>NOX</b>		2. Total Percent Efficiency of Control:	
3. Potential Emissions: <b>184 lb/hour                      239 tons/year</b>		4. Synthetically Limited? <input checked="" type="checkbox"/> Yes <input type="checkbox"/> No	
5. Range of Estimated Fugitive Emissions (as applicable): to                                      tons/year			
6. Emission Factor:  Reference:		7. Emissions Method Code: <b>0</b>	
8. Calculation of Emissions:  <b>Gas-firing: 15 ppmvd @ 15% O<sub>2</sub> = 58 lb/hr</b> <b>Fuel oil-firing: 42 ppmvd @ 15% O<sub>2</sub> = 184 lb/hr</b> <b>[58 lb/hr x 1900 hr/yr + 184 lb/hr x 2000 hr/yr ] / 2000 lb/ton = 239 tons/yr</b>			
9. Pollutant Potential/Estimated Fugitive Emissions Comment: <b>Potential emissions set equal to allowable emissions.</b>			

**EMISSIONS UNIT INFORMATION**

Section [ 3 ] of [ 5 ] – CT No. 3

**NOX**

**F2. EMISSIONS UNIT POLLUTANT DETAIL INFORMATION -  
ALLOWABLE EMISSIONS**

Complete if the pollutant identified in Subsection F1 is or would be subject to a numerical emissions limitation.

**Allowable Emissions** Allowable Emissions 1 of 3

1. Basis for Allowable Emissions Code: <b>RULE</b>	2. Future Effective Date of Allowable Emissions:
3. Allowable Emissions and Units: <b>15 ppmvd @ 15% O<sub>2</sub></b>	4. Equivalent Allowable Emissions: <b>58 lb/hour 113 tons/year</b>
5. Method of Compliance: <b>Annual stack test using EPA Reference Method 20</b>	
6. Allowable Emissions Comment (Description of Operating Method): <b>Specific Condition 6 of Permit PSD-FL-212: BACT [Rule 62-212.400(6), F.A.C.] for gas-firing. Title V Permit 0010006-002-AV, Condition C.6. Annual equivalent allowable emission rate is based on 3,900 hrs/yr max. for gas-firing. Annual stack test not required if natural gas usage is no more than 400 hrs/yr.</b>	

**Allowable Emissions** Allowable Emissions 2 of 3

1. Basis for Allowable Emissions Code: <b>RULE</b>	2. Future Effective Date of Allowable Emissions:
3. Allowable Emissions and Units: <b>42 ppmvd @ 15% O<sub>2</sub></b>	4. Equivalent Allowable Emissions: <b>184lb/hour 184tons/year</b>
5. Method of Compliance: <b>Annual stack test using EPA Reference Method 20</b>	
6. Allowable Emissions Comment (Description of Operating Method): <b>Specific Condition 6 of Permit PSD-FL-212: BACT [Rule 62-212.400(6), F.A.C.] for oil-firing. Title V Permit 0010006-002-AV, Condition C.6. Annual equivalent allowable emission rate is based on 2,000 hrs/yr max. for oil-firing. Annual stack test not required if fuel oil usage is no more than 400 hrs/yr.</b>	

**Allowable Emissions** Allowable Emissions 3 of 3

1. Basis for Allowable Emissions Code: <b>RULE</b>	2. Future Effective Date of Allowable Emissions:
3. Allowable Emissions and Units: <b>15(gas), 42(oil) ppmvd @ 15% O<sub>2</sub></b>	4. Equivalent Allowable Emissions: <b>lb/hour 239tons/year</b>
5. Method of Compliance: <b>Annual stack test using EPA Reference Method 20</b>	
6. Allowable Emissions Comment (Description of Operating Method): <b>Specific Condition 6 of Permit PSD-FL-212: BACT [Rule 62-212.400(6), F.A.C.]. Title V Permit 0010006-002-AV, Condition C.6. Annual stack test not required if fuel oil usage is no more than 400 hrs/yr. Annual equivalent emission rate is based on 1,900 hrs/yr of gas-firing, and 2,000 hrs/yr of oil-firing.</b>	



**EMISSIONS UNIT INFORMATION**

Section [ 3 ] of [ 5 ] – CT No. 3

SO2

**F1. EMISSIONS UNIT POLLUTANT DETAIL INFORMATION –  
POTENTIAL/ESTIMATED FUGITIVE EMISSIONS**

(Optional for unregulated emissions units.)

**Potential/Estimated Fugitive Emissions**

Complete for each pollutant identified in Subsection E if applying for an air construction permit or concurrent processing of an air construction permit and a revised or renewal Title V permit. Complete for each emissions-limited pollutant identified in Subsection E if applying for an air operation permit.

1. Pollutant Emitted: <b>SO2</b>	2. Total Percent Efficiency of Control:
3. Potential Emissions: <b>53 lb/hour</b> <b>81 tons/year</b>	4. Synthetically Limited? <input checked="" type="checkbox"/> Yes <input type="checkbox"/> No
5. Range of Estimated Fugitive Emissions (as applicable): to                      tons/year	
6. Emission Factor: <b>0.0299 (Gas) 0.054 (Oil) lb/MMBtu</b> Reference: <b>PSD-FL-212 (BACT)</b>	7. Emissions Method Code: <b>0</b>
8. Calculation of Emissions:  <b>Gas-firing: 0.0299 lb/MMBtu x 971.1 MMBtu/hr = 29 lb/hr</b> <b>Oil-firing: 0.054 lb/MMBtu x 990.6 MMBtu/hr = 53 lb/hr</b> <b>[ 29 lb/hr x 1,900 hrs/yr + 53 lb/hr x 2,000 hrs/yr ] / 2000 lb/ton = 81 tons/yr</b>	
9. Pollutant Potential/Estimated Fugitive Emissions Comment: <b>Potential emissions set equal to allowable emissions.</b>	

**EMISSIONS UNIT INFORMATION**  
**Section [ 3 ] of [ 5 ] – CT No. 3**

SO2

**F2. EMISSIONS UNIT POLLUTANT DETAIL INFORMATION -  
ALLOWABLE EMISSIONS**

**Complete if the pollutant identified in Subsection F1 is or would be subject to a numerical emissions limitation.**

**Allowable Emissions Allowable Emissions 1 of 3**

1. Basis for Allowable Emissions Code: <b>RULE</b>	2. Future Effective Date of Allowable Emissions:
3. Allowable Emissions and Units:	4. Equivalent Allowable Emissions: <b>29 lb/hour 57 tons/year</b>
5. Method of Compliance: <b>Fuel analysis for sulfur content.</b>	
6. Allowable Emissions Comment (Description of Operating Method): <b>Specific Condition 6 of Permit PSD-FL-212: BACT [Rule 62-212.400(6), F.A.C.] for gas-firing. Title V Permit 0010006-002-AV, Condition C.6. Annual equivalent allowable emission rate is based on 3,900 hrs/yr max. for gas-firing. Custom Fuel Monitoring Schedule is contained in Title V Permit 0010006-002-AV, Condition C.17.</b>	

**Allowable Emissions Allowable Emissions 2 of 3**

1. Basis for Allowable Emissions Code: <b>RULE</b>	2. Future Effective Date of Allowable Emissions:
3. Allowable Emissions and Units: <b>0.05 wt% S</b>	4. Equivalent Allowable Emissions: <b>53 lb/hour 53 tons/year</b>
5. Method of Compliance: <b>Fuel analysis for sulfur content.</b>	
6. Allowable Emissions Comment (Description of Operating Method): <b>Specific Condition 6 of Permit PSD-FL-212: BACT [Rule 62-212.400(6), F.A.C.] for oil-firing. Title V Permit 0010006-002-AV, Condition C.6. Annual equivalent allowable emission rate is based on 2,000 hrs/yr max. for oil-firing. Custom Fuel Monitoring Schedule is contained in Title V Permit 0010006-002-AV, Condition C.17.</b>	

**Allowable Emissions Allowable Emissions 3 of 3**

1. Basis for Allowable Emissions Code: <b>RULE</b>	2. Future Effective Date of Allowable Emissions:
3. Allowable Emissions and Units:	4. Equivalent Allowable Emissions: <b>lb/hour 81 tons/year</b>
5. Method of Compliance: <b>Fuel analysis for sulfur content.</b>	
6. Allowable Emissions Comment (Description of Operating Method): <b>Specific Condition 6 of Permit PSD-FL-212: BACT [Rule 62-212.400(6), F.A.C.]. Title V Permit 0010006-002-AV, Condition C.6. Custom Fuel Monitoring Schedule is contained in Title V Permit 0010006-002-AV, Condition C.17. Annual equivalent emission rate is 1,900 hrs/yr of gas-firing and 2,000 hrs/yr of oil-firing.</b>	

**EMISSIONS UNIT INFORMATION**

Section [ 3 ] of [ 5 ] – CT No. 3

PM10

**F1. EMISSIONS UNIT POLLUTANT DETAIL INFORMATION –  
POTENTIAL/ESTIMATED FUGITIVE EMISSIONS**

(Optional for unregulated emissions units.)

**Potential/Estimated Fugitive Emissions**

Complete for each pollutant identified in Subsection E if applying for an air construction permit or concurrent processing of an air construction permit and a revised or renewal Title V permit. Complete for each emissions-limited pollutant identified in Subsection E if applying for an air operation permit.

1. Pollutant Emitted: <b>PM10</b>		2. Total Percent Efficiency of Control:	
3. Potential Emissions: <b>15 lb/hour</b> <b>22 tons/year</b>		4. Synthetically Limited? <input checked="" type="checkbox"/> Yes <input type="checkbox"/> No	
5. Range of Estimated Fugitive Emissions (as applicable): to                      tons/year			
6. Emission Factor: <b>0.0072 (Gas) 0.015 (Oil) lb/MMBtu</b> Reference: <b>PSD-FL-212 (BACT)</b>		7. Emissions Method Code: <b>0</b>	
9. Calculation of Emissions:  <b>Gas-firing: 0.0072 lb/MMBtu x 971.1 MMBtu/hr = 7.0 lb/hr</b> <b>Oil-firing: 0.015 lb/MMBtu x 990.6 MMBtu/hr = 14.9 lb/hr</b> <b>[ 7 lb/hr x 1,900 hrs/yr + 15 lb/hr x 2,000 hrs/yr ] / 2000 lb/ton = 22 tons/yr</b>			
9. Pollutant Potential/Estimated Fugitive Emissions Comment: <b>Potential emissions set equal to allowable emissions.</b>			

**F2. EMISSIONS UNIT POLLUTANT DETAIL INFORMATION -  
 ALLOWABLE EMISSIONS**

Complete if the pollutant identified in Subsection F1 is or would be subject to a numerical emissions limitation.

**Allowable Emissions** Allowable Emissions 1 of 2

1. Basis for Allowable Emissions Code: <b>RULE</b>	2. Future Effective Date of Allowable Emissions:
3. Allowable Emissions and Units:	4. Equivalent Allowable Emissions: 7 lb/hour                      14 tons/year
5. Method of Compliance: <b>Fuel analysis</b>	
6. Allowable Emissions Comment (Description of Operating Method): <b>Specific Condition 6 of Permit PSD-FL-212: BACT [Rule 62-212.400(6), F.A.C.] for gas-firing. Title V Permit 0010006-002-AV, Condition C.6. Annual equivalent allowable emission rate is based on 3,900 hrs/yr max. for gas-firing. Custom Fuel Monitoring Schedule is contained in Title V Permit 0010006-002-AV, Condition C.17.</b>	

**Allowable Emissions** Allowable Emissions 2 of 2

1. Basis for Allowable Emissions Code: <b>RULE</b>	2. Future Effective Date of Allowable Emissions:
3. Allowable Emissions and Units:	4. Equivalent Allowable Emissions: 15 lb/hour                      15 tons/year
5. Method of Compliance: <b>Fuel analysis</b>	
6. Allowable Emissions Comment (Description of Operating Method): <b>Specific Condition 6 of Permit PSD-FL-212: BACT [Rule 62-212.400(6), F.A.C.] for oil-firing. Title V Permit 0010006-002-AV, Condition C.6. Annual equivalent allowable emission rate is based on 2,000 hrs/yr max. for gas-firing. Custom Fuel Monitoring Schedule is contained in Title V Permit 0010006-002-AV, Condition C.17.</b>	

**Allowable Emissions** Allowable Emissions 3 of 3

1. Basis for Allowable Emissions Code: <b>RULE</b>	2. Future Effective Date of Allowable Emissions:
3. Allowable Emissions and Units:	4. Equivalent Allowable Emissions: lb/hour                      22 tons/year
5. Method of Compliance: <b>Fuel analysis</b>	
6. Allowable Emissions Comment (Description of Operating Method): <b>Specific Condition 6 of Permit PSD-FL-212: BACT [Rule 62-212.400(6), F.A.C.]. Title V Permit 0010006-002-AV, Condition C.6. Annual equivalent emission rate is 1,900 hrs/yr of gas-firing and 2,000 hrs/yr of oil-firing. Custom Fuel Monitoring Schedule is contained in Title V Permit 0010006-002-AV, Condition C.17.</b>	

**EMISSIONS UNIT INFORMATION**

Section [ 3 ] of [ 5 ] – CT No. 3

**SAM**

**F1. EMISSIONS UNIT POLLUTANT DETAIL INFORMATION –  
POTENTIAL/ESTIMATED FUGITIVE EMISSIONS**

(Optional for unregulated emissions units.)

**Potential/Estimated Fugitive Emissions**

Complete for each pollutant identified in Subsection E if applying for an air construction permit or concurrent processing of an air construction permit and a revised or renewal Title V permit. Complete for each emissions-limited pollutant identified in Subsection E if applying for an air operation permit.

1. Pollutant Emitted: <b>SAM</b>		2. Total Percent Efficiency of Control:	
3. Potential Emissions: 6 lb/hour                      9 tons/year		4. Synthetically Limited? <input checked="" type="checkbox"/> Yes <input type="checkbox"/> No	
5. Range of Estimated Fugitive Emissions (as applicable): to                      tons/year			
6. Emission Factor: $3.1 \times 10^{-3}$ (Gas) $6.1 \times 10^{-3}$ (Oil) lb/MMBtu		7. Emissions Method Code:	
Reference: PSD-FL-212 (BACT)		0	
10. Calculation of Emissions:  <b>Gas-firing:</b> $3.1 \times 10^{-3}$ lb/MMBtu x 971.1 MMBtu/hr = 3.0 lb/hr <b>Oil-firing:</b> $6.1 \times 10^{-3}$ lb/MMBtu x 990.6 MMBtu/hr = 6.0 lb/hr <b>[ 3 lb/hr x 1,900 hrs/yr + 6 lb/hr x 2,000 hrs/yr ] / 2000 lb/ton = 9 tons/yr</b>			
9. Pollutant Potential/Estimated Fugitive Emissions Comment: <b>Potential emissions set equal to allowable emissions.</b>			

**EMISSIONS UNIT INFORMATION**

Section [ 3 ] of [ 5 ] – CT No. 3

SAM

**F2. EMISSIONS UNIT POLLUTANT DETAIL INFORMATION -  
ALLOWABLE EMISSIONS**

Complete if the pollutant identified in Subsection F1 is or would be subject to a numerical emissions limitation.

**Allowable Emissions** Allowable Emissions 1 of 3

1. Basis for Allowable Emissions Code: <b>RULE</b>	2. Future Effective Date of Allowable Emissions:
3. Allowable Emissions and Units:	4. Equivalent Allowable Emissions: 3 lb/hour                      6 tons/year
5. Method of Compliance: <b>Fuel analysis</b>	
6. Allowable Emissions Comment (Description of Operating Method): <b>Specific Condition 6 of Permit PSD-FL-212: BACT [Rule 62-212.400(6), F.A.C.] for gas-firing. Title V Permit 0010006-002-AV, Condition C.6. Annual equivalent allowable emission rate is based on 3,900 hrs/yr max. for gas-firing. Custom Fuel Monitoring Schedule is contained in Title V Permit 0010006-002-AV, Condition C.17.</b>	

**Allowable Emissions** Allowable Emissions 2 of 3

1. Basis for Allowable Emissions Code: <b>RULE</b>	2. Future Effective Date of Allowable Emissions:
3. Allowable Emissions and Units:	4. Equivalent Allowable Emissions: 6 lb/hour                      6 tons/year
5. Method of Compliance: <b>Fuel analysis</b>	
6. Allowable Emissions Comment (Description of Operating Method): <b>Specific Condition 6 of Permit PSD-FL-212: BACT [Rule 62-212.400(6), F.A.C.] for oil-firing. Title V Permit 0010006-002-AV, Condition C.6. Annual equivalent allowable emission rate is based on 2,000 hrs/yr max. for oil-firing. Custom Fuel Monitoring Schedule is contained in Title V Permit 0010006-002-AV, Condition C.17.</b>	

**Allowable Emissions** Allowable Emissions 3 of 3

1. Basis for Allowable Emissions Code: <b>RULE</b>	2. Future Effective Date of Allowable Emissions:
3. Allowable Emissions and Units:	4. Equivalent Allowable Emissions: lb/hour                      9 tons/year
5. Method of Compliance: <b>Fuel analysis</b>	
6. Allowable Emissions Comment (Description of Operating Method): <b>Specific Condition 6 of Permit PSD-FL-212: BACT [Rule 62-212.400(6), F.A.C.] for oil-firing. Title V Permit 0010006-002-AV, Condition C.6. Annual equivalent allowable emission rate is based on 2,000 hrs/yr of oil-firing and 1,900 hrs/yr of gas firing. Custom Fuel Monitoring Schedule is contained in Title V Permit 0010006-002-AV, Condition C.17.</b>	

**EMISSIONS UNIT INFORMATION**

Section [ 3 ] of [ 5 ] – CT No. 3

**G. VISIBLE EMISSIONS INFORMATION**

Complete if this emissions unit is or would be subject to a unit-specific visible emissions limitation.

**Visible Emissions Limitation:** Visible Emissions Limitation 1 of 2

1. Visible Emissions Subtype: <b>VE10</b>	2. Basis for Allowable Opacity: <input checked="" type="checkbox"/> Rule <input type="checkbox"/> Other
3. Allowable Opacity: Normal Conditions: <b>10%</b> Exceptional Conditions: <b>%</b> Maximum Period of Excess Opacity Allowed: <b>min/hour</b>	
4. Method of Compliance: <b>DEP Method 9</b>	
5. Visible Emissions Comment: <b>Specific Condition 6 of PSD-FL-212.</b> <b>VE test not required if fuel oil is fired no more than 400 hrs/yr.</b>	

**Visible Emissions Limitation:** Visible Emissions Limitation 2 of 2

1. Visible Emissions Subtype: <b>VE</b>	2. Basis for Allowable Opacity: <input checked="" type="checkbox"/> Rule <input type="checkbox"/> Other
3. Allowable Opacity: Normal Conditions: <b>%</b> Exceptional Conditions: <b>100%</b> Maximum Period of Excess Opacity Allowed: <b>60 min/hour</b>	
4. Method of Compliance: <b>DEP Method 9</b>	
5. Visible Emissions Comment: <b>Rule 62-210.700(1), F.A.C. allows excess emissions resulting from startups, shutdowns, or malfunctions for up to 2 hours in any 24-hour period.</b>	

**EMISSIONS UNIT INFORMATION**

Section [ 3 ] of [ 5 ] – CT No. 3

**H. CONTINUOUS MONITOR INFORMATION**

Complete if this emissions unit is or would be subject to continuous monitoring.

**Continuous Monitoring System:** Continuous Monitor 1 of 2

1. Parameter Code: <b>EM</b>	2. Pollutant(s): <b>NOX</b>
3. CMS Requirement:	<input checked="" type="checkbox"/> Rule <input type="checkbox"/> Other
4. Monitor Information... Manufacturer: <b>Thermo-Environmental Instruments, Inc.</b> Model Number: <b>42D</b> Serial Number: <b>42D-53611-296</b>	
5. Installation Date: <b>12/20/1995</b>	6. Performance Specification Test Date: <b>03/12/1996</b>
7. Continuous Monitor Comment: <b>Specific Condition 15 of Permit PSD-FL-212. Title V Permit 0010006-002-AV Condition C.12. 40 CFR Part 75.10(a)(2), 40 CFR Part 75.12(a) and (b).</b>	

**Continuous Monitoring System:** Continuous Monitor 2 of 2

1. Parameter Code: <b>CO2</b>	2. Pollutant(s):
3. CMS Requirement:	<input type="checkbox"/> Rule <input checked="" type="checkbox"/> Other
4. Monitor Information... Manufacturer: <b>Thermo-Environmental Instruments, Inc.</b> Model Number: <b>41H</b> Serial Number: <b>41H-51294-288</b>	
5. Installation Date: <b>12/20/1995</b>	6. Performance Specification Test Date: <b>03/12/1996</b>
7. Continuous Monitor Comment: <b>40 CFR Part 75.10(a)(2), and 40 CFR Part 75.12(a) and (b).</b>	



**EMISSIONS UNIT INFORMATION**

Section [ 3 ] of [ 5 ] – CT No. 3

**I. EMISSIONS UNIT ADDITIONAL INFORMATION**

**Additional Requirements for All Applications, Except as Otherwise Stated**

1. Process Flow Diagram (Required for all permit applications, except Title V air operation permit revision applications if this information was submitted to the department within the previous five years and would not be altered as a result of the revision being sought) <input checked="" type="checkbox"/> Attached, Document ID: <b>Attachment 2</b> <input type="checkbox"/> Previously Submitted, Date _____
2. Fuel Analysis or Specification (Required for all permit applications, except Title V air operation permit revision applications if this information was submitted to the department within the previous five years and would not be altered as a result of the revision being sought) <input checked="" type="checkbox"/> Attached, Document ID: <b>Attachment 8</b> <input type="checkbox"/> Previously Submitted, Date _____
3. Detailed Description of Control Equipment (Required for all permit applications, except Title V air operation permit revision applications if this information was submitted to the department within the previous five years and would not be altered as a result of the revision being sought) <input type="checkbox"/> Attached, Document ID: <b>N/A</b> <input type="checkbox"/> Previously Submitted, Date _____
4. Procedures for Startup and Shutdown (Required for all operation permit applications, except Title V air operation permit revision applications if this information was submitted to the department within the previous five years and would not be altered as a result of the revision being sought) <input checked="" type="checkbox"/> Attached, Document ID: <b>Attachment 10</b> <input type="checkbox"/> Previously Submitted, Date _____ <input type="checkbox"/> Not Applicable (construction application)
5. Operation and Maintenance Plan (Required for all permit applications, except Title V air operation permit revision applications if this information was submitted to the department within the previous five years and would not be altered as a result of the revision being sought) <input type="checkbox"/> Attached, Document ID: _____ <input type="checkbox"/> Previously Submitted, Date _____ <input checked="" type="checkbox"/> Not Applicable
6. Compliance Demonstration Reports/Records <input type="checkbox"/> Attached, Document ID: _____ Test Date(s)/Pollutant(s) Tested: _____  <input checked="" type="checkbox"/> Previously Submitted, Date: <b>09/12/03</b> Test Date(s)/Pollutant(s) Tested: <b>07/29/03 (NO<sub>x</sub>, VE)</b>  <input type="checkbox"/> To be Submitted, Date (if known): _____ Test Date(s)/Pollutant(s) Tested: _____  <input type="checkbox"/> Not Applicable  Note: For FESOP applications, all required compliance demonstration records/reports must be submitted at the time of application. For Title V air operation permit applications, all required compliance demonstration reports/records must be submitted at the time of application, or a compliance plan must be submitted at the time of application.
7. Other Information Required by Rule or Statute <input type="checkbox"/> Attached, Document ID: _____ <input checked="" type="checkbox"/> Not Applicable

**EMISSIONS UNIT INFORMATION**

Section [ 3 ] of [ 5 ] – CT No. 3

**Additional Requirements for Air Construction Permit Applications**

1. Control Technology Review and Analysis (Rules 62-212.400(6) and 62-212.500(7), F.A.C.; 40 CFR 63.43(d) and (e)) <input type="checkbox"/> Attached, Document ID: _____ <input type="checkbox"/> Not Applicable
2. Good Engineering Practice Stack Height Analysis (Rule 62-212.400(5)(h)6., F.A.C., and Rule 62-212.500(4)(f), F.A.C.) <input type="checkbox"/> Attached, Document ID: _____ <input type="checkbox"/> Not Applicable
3. Description of Stack Sampling Facilities (Required for proposed new stack sampling facilities only) <input type="checkbox"/> Attached, Document ID: _____ <input type="checkbox"/> Not Applicable

**Additional Requirements for Title V Air Operation Permit Applications**

1. Identification of Applicable Requirements <input checked="" type="checkbox"/> Attached, Document ID: <b><u>Attachment 5</u></b>	
2. Compliance Assurance Monitoring <input checked="" type="checkbox"/> Attached, Document ID: <b><u>Attachment 11</u></b> <input type="checkbox"/> Not Applicable	See permit application transmittal letter
3. Alternative Methods of Operation <input checked="" type="checkbox"/> Attached, Document ID: <b><u>Attachment 12</u></b> <input type="checkbox"/> Not Applicable	
4. Alternative Modes of Operation (Emissions Trading) <input type="checkbox"/> Attached, Document ID: _____ <input checked="" type="checkbox"/> Not Applicable	
5. Acid Rain Part Application <input checked="" type="checkbox"/> Certificate of Representation (EPA Form No. 7610-1) <input checked="" type="checkbox"/> Copy Attached, Document ID: <b><u>Attachment 13</u></b> <input checked="" type="checkbox"/> Acid Rain Part (Form No. 62-210.900(1)(a)) <input checked="" type="checkbox"/> Attached, Document ID: <b><u>Attachment 13</u></b> <input type="checkbox"/> Previously Submitted, Date: _____ <input type="checkbox"/> Repowering Extension Plan (Form No. 62-210.900(1)(a)1.) <input type="checkbox"/> Attached, Document ID: _____ <input type="checkbox"/> Previously Submitted, Date: _____ <input type="checkbox"/> New Unit Exemption (Form No. 62-210.900(1)(a)2.) <input type="checkbox"/> Attached, Document ID: _____ <input type="checkbox"/> Previously Submitted, Date: _____ <input type="checkbox"/> Retired Unit Exemption (Form No. 62-210.900(1)(a)3.) <input type="checkbox"/> Attached, Document ID: _____ <input type="checkbox"/> Previously Submitted, Date: _____ <input type="checkbox"/> Phase II NOx Compliance Plan (Form No. 62-210.900(1)(a)4.) <input type="checkbox"/> Attached, Document ID: _____ <input type="checkbox"/> Previously Submitted, Date: _____ <input type="checkbox"/> Phase II NOx Averaging Plan (Form No. 62-210.900(1)(a)5.) <input type="checkbox"/> Attached, Document ID: _____ <input type="checkbox"/> Previously Submitted, Date: _____ <input type="checkbox"/> Not Applicable	

**EMISSIONS UNIT INFORMATION**

**Section [ 3 ] of [ 5 ] – CT No. 3**

**Additional Requirements Comment**

--

**EMISSIONS UNIT INFORMATION**  
**Section [ 4 ] of [ 5 ] – Coal Handling and Storage**

**III. EMISSIONS UNIT INFORMATION**

**A. GENERAL EMISSIONS UNIT INFORMATION**

**Title V Air Operation Permit Emissions Unit Classification**

1. Regulated or Unregulated Emissions Unit? (Check one, if applying for an initial, revised or renewal Title V air operation permit. Skip this item if applying for an air construction permit or FESOP only.)

The emissions unit addressed in this Emissions Unit Information Section is a regulated emissions unit.

The emissions unit addressed in this Emissions Unit Information Section is an unregulated emissions unit.

**Emissions Unit Description and Status**

1. Type of Emissions Unit Addressed in this Section: (Check one)

This Emissions Unit Information Section addresses, as a single emissions unit, a single process or production unit, or activity, which produces one or more air pollutants and which has at least one definable emission point (stack or vent).

This Emissions Unit Information Section addresses, as a single emissions unit, a group of process or production units and activities which has at least one definable emission point (stack or vent) but may also produce fugitive emissions.

This Emissions Unit Information Section addresses, as a single emissions unit, one or more process or production units and activities which produce fugitive emissions only.

2. Description of Emissions Unit Addressed in this Section: **Coal Handling and Storage**

3. Emissions Unit Identification Number: **xxx (Internal IDs: CH-001 through CH-011)**

4. Emissions Unit Status Code: <b>A</b>	5. Commence Construction Date:	6. Initial Startup Date:	7. Emissions Unit Major Group SIC Code: <b>49</b>	8. Acid Rain Unit? <input type="checkbox"/> Yes <input checked="" type="checkbox"/> No
--	--------------------------------	--------------------------	--	--

9. Package Unit:  
 Manufacturer: \_\_\_\_\_ Model Number: \_\_\_\_\_

10. Generator Nameplate Rating: **MW**

11. Emissions Unit Comment:  
**This emissions unit represents all coal handling and storage activities, which are shown in the attached diagrams (See Attachments 1.C and 2.C). Crushing and handling equipment downstream of the coal bunkers are completely enclosed and are not included.**

**EMISSIONS UNIT INFORMATION**  
**Section [ 4 ] of [ 5 ] – Coal Handling and Storage**

**Emissions Unit Control Equipment**

1. Control Equipment/Method(s) Description:

**Enclosure: Partial enclosures for CH-001, CH-002, and CH-003; Total enclosures for CH010, CH011, crushing and bunkering equipment**

**Telescoping Chute: CH-004 and CH-005**

2. Control Device or Method Code(s): **054, 099**

**EMISSIONS UNIT INFORMATION**  
**Section [ 4 ] of [ 5 ] – Coal Handling and Storage**

**B. EMISSIONS UNIT CAPACITY INFORMATION**  
**(Optional for unregulated emissions units.)**

**Emissions Unit Operating Capacity and Schedule**

1. Maximum Process or Throughput Rate: <b>3,000 tons/hr</b>
2. Maximum Production Rate:
3. Maximum Heat Input Rate:           million Btu/hr
4. Maximum Incineration Rate:       pounds/hr tons/day
5. Requested Maximum Operating Schedule: <b>24 hours/day</b> <b>7 days/week</b> <b>52 weeks/year</b> <b>8,760 hours/year</b>
6. Operating Capacity/Schedule Comment:

**EMISSIONS UNIT INFORMATION**  
**Section [ 4 ] of [ 5 ] – Coal Handling and Storage**

**C. EMISSION POINT (STACK/VENT) INFORMATION**  
**(Optional for unregulated emissions units.)**

**Emission Point Description and Type**

1. Identification of Point on Plot Plan or Flow Diagram: <b>CH-001 thru CH-011</b>		2. Emission Point Type Code: <b>3</b>	
3. Descriptions of Emission Points Comprising this Emissions Unit for VE Tracking: <b>Transfer points, conveyor belts, storage piles</b>			
4. ID Numbers or Descriptions of Emission Units with this Emission Point in Common: <b>N/A</b>			
5. Discharge Type Code: <b>F</b>	6. Stack Height: feet		7. Exit Diameter: feet
8. Exit Temperature: <b>77 °F</b>	9. Actual Volumetric Flow Rate: acfm		10. Water Vapor: %
11. Maximum Dry Standard Flow Rate: dscfm		12. Nonstack Emission Point Height: <b>25 feet</b>	
13. Emission Point UTM Coordinates... Zone: East (km): North (km):		14. Emission Point Latitude/Longitude... Latitude (DD/MM/SS) Longitude (DD/MM/SS)	
15. Emission Point Comment:  <b>Non-stack emission point height (Field 12) is an estimated average height of the various fugitive emission sources above ground level.</b>			

**EMISSIONS UNIT INFORMATION**  
**Section [ 4 ] of [ 5 ] – Coal Handling and Storage**

**D. SEGMENT (PROCESS/FUEL) INFORMATION**

**Segment Description and Rate: Segment 1 of 1**

1. Segment Description (Process/Fuel Type): <b>Coal handling and storage</b>		
2. Source Classification Code (SCC): <b>3-05-102-03</b>		3. SCC Units: <b>Tons Transferred or Handled</b>
4. Maximum Hourly Rate: <b>3,000</b>	5. Maximum Annual Rate: <b>818,049</b>	6. Estimated Annual Activity Factor:
7. Maximum % Sulfur:	8. Maximum % Ash:	9. Million Btu per SCC Unit:
10. Segment Comment: <b>Hourly rate in Field 4 represents maximum belt conveyor transfer rate.</b>		

**Segment Description and Rate: Segment \_\_\_\_ of \_\_\_\_**

1. Segment Description (Process/Fuel Type):		
2. Source Classification Code (SCC):		3. SCC Units:
4. Maximum Hourly Rate:	5. Maximum Annual Rate:	6. Estimated Annual Activity Factor:
7. Maximum % Sulfur:	8. Maximum % Ash:	9. Million Btu per SCC Unit:
10. Segment Comment:		



**EMISSIONS UNIT INFORMATION**  
**Section [ 4 ] of [ 5 ] – Coal Handling and Storage**

**E. EMISSIONS UNIT POLLUTANTS**

**List of Pollutants Emitted by Emissions Unit**

1. Pollutant Emitted	2. Primary Control Device Code	3. Secondary Control Device Code	4. Pollutant Regulatory Code
PM	054	099	NS
PM10	054	099	NS

**EMISSIONS UNIT INFORMATION**  
**Section [ 4 ] of [ 5 ] – Coal Handling and Storage**

**G. VISIBLE EMISSIONS INFORMATION**

**Complete if this emissions unit is or would be subject to a unit-specific visible emissions limitation.**

**Visible Emissions Limitation:** Visible Emissions Limitation 1 of 2

1. Visible Emissions Subtype: <b>VE20</b>	2. Basis for Allowable Opacity: <input checked="" type="checkbox"/> Rule <input type="checkbox"/> Other
3. Allowable Opacity: Normal Conditions: <b>20%</b> Exceptional Conditions: % Maximum Period of Excess Opacity Allowed: min/hour	
4. Method of Compliance: <b>DEP Method 9</b>	
5. Visible Emissions Comment: <b>Specific Condition I.A.5.a. of Site Certification PA 74-04, Rule 62-296.320 (4)(b), F.A.C., and 40 CFR Part 60.252(c) [NSPS Subpart Y]. Title V Permit 0010006-002-AV, Condition F.1.</b>	

**Visible Emissions Limitation:** Visible Emissions Limitation 2 of 2

1. Visible Emissions Subtype: <b>VE</b>	2. Basis for Allowable Opacity: <input checked="" type="checkbox"/> Rule <input type="checkbox"/> Other
3. Allowable Opacity: Normal Conditions: % Exceptional Conditions: <b>100%</b> Maximum Period of Excess Opacity Allowed: <b>60 min/hour</b>	
4. Method of Compliance: <b>DEP Method 9</b>	
5. Visible Emissions Comment: <b>Rule 62-210.700(1), F.A.C. allows excess emissions for up to 2 hours in any 24-hour period during startup, shutdown, and malfunction.</b>	

**EMISSIONS UNIT INFORMATION**  
**Section [ 4 ] of [ 5 ] – Coal Handling and Storage**

**H. CONTINUOUS MONITOR INFORMATION (N/A)**

**Complete if this emissions unit is or would be subject to continuous monitoring.**

**Continuous Monitoring System:** Continuous Monitor \_\_\_\_ of \_\_\_\_

1. Parameter Code:	2. Pollutant(s):
3. CMS Requirement:	<input type="checkbox"/> Rule <input type="checkbox"/> Other
4. Monitor Information... Manufacturer: Model Number: <span style="float: right;">Serial Number:</span>	
5. Installation Date:	6. Performance Specification Test Date:
7. Continuous Monitor Comment:	

**Continuous Monitoring System:** Continuous Monitor \_\_\_\_ of \_\_\_\_

1. Parameter Code:	2. Pollutant(s):
3. CMS Requirement:	<input type="checkbox"/> Rule <input type="checkbox"/> Other
4. Monitor Information... Manufacturer: . Model Number: <span style="float: right;">Serial Number:</span>	
5. Installation Date:	6. Performance Specification Test Date:
7. Continuous Monitor Comment:	

**EMISSIONS UNIT INFORMATION**

**Section [ 4 ] of [ 5 ] – Coal Handling and Storage**

**I. EMISSIONS UNIT ADDITIONAL INFORMATION**

**Additional Requirements for All Applications, Except as Otherwise Stated**

1. Process Flow Diagram (Required for all permit applications, except Title V air operation permit revision applications if this information was submitted to the department within the previous five years and would not be altered as a result of the revision being sought) <input checked="" type="checkbox"/> Attached, Document ID: <b>Attachment 2</b> <input type="checkbox"/> Previously Submitted, Date _____
2. Fuel Analysis or Specification (Required for all permit applications, except Title V air operation permit revision applications if this information was submitted to the department within the previous five years and would not be altered as a result of the revision being sought) <input type="checkbox"/> Attached, Document ID: <b>N/A</b> <input type="checkbox"/> Previously Submitted, Date _____
3. Detailed Description of Control Equipment (Required for all permit applications, except Title V air operation permit revision applications if this information was submitted to the department within the previous five years and would not be altered as a result of the revision being sought) <input type="checkbox"/> Attached, Document ID: <b>N/A</b> <input type="checkbox"/> Previously Submitted, Date _____
4. Procedures for Startup and Shutdown (Required for all operation permit applications, except Title V air operation permit revision applications if this information was submitted to the department within the previous five years and would not be altered as a result of the revision being sought) <input type="checkbox"/> Attached, Document ID: <b>N/A</b> <input type="checkbox"/> Previously Submitted, Date _____ <input type="checkbox"/> Not Applicable (construction application)
5. Operation and Maintenance Plan (Required for all permit applications, except Title V air operation permit revision applications if this information was submitted to the department within the previous five years and would not be altered as a result of the revision being sought) <input type="checkbox"/> Attached, Document ID: <b>N/A</b> <input type="checkbox"/> Previously Submitted, Date _____ <input type="checkbox"/> Not Applicable
6. Compliance Demonstration Reports/Records <input type="checkbox"/> Attached, Document ID: _____ Test Date(s)/Pollutant(s) Tested: _____ <input checked="" type="checkbox"/> Previously Submitted, Date: <b>10/23/03</b> Test Date(s)/Pollutant(s) Tested: <b>10/15/03 (VE)</b> <input type="checkbox"/> To be Submitted, Date (if known): _____ Test Date(s)/Pollutant(s) Tested: _____ <input type="checkbox"/> Not Applicable Note: For FESOP applications, all required compliance demonstration records/reports must be submitted at the time of application. For Title V air operation permit applications, all required compliance demonstration reports/records must be submitted at the time of application, or a compliance plan must be submitted at the time of application.
7. Other Information Required by Rule or Statute <input type="checkbox"/> Attached, Document ID: _____ <input checked="" type="checkbox"/> Not Applicable

**EMISSIONS UNIT INFORMATION**  
**Section [ 4 ] of [ 5 ] – Coal Handling and Storage**

**Additional Requirements for Air Construction Permit Applications**

1. Control Technology Review and Analysis (Rules 62-212.400(6) and 62-212.500(7), F.A.C.; 40 CFR 63.43(d) and (e)) <input type="checkbox"/> Attached, Document ID: _____ <input type="checkbox"/> Not Applicable
2. Good Engineering Practice Stack Height Analysis (Rule 62-212.400(5)(h)6., F.A.C., and Rule 62-212.500(4)(f), F.A.C.) <input type="checkbox"/> Attached, Document ID: _____ <input type="checkbox"/> Not Applicable
3. Description of Stack Sampling Facilities (Required for proposed new stack sampling facilities only) <input type="checkbox"/> Attached, Document ID: _____ <input type="checkbox"/> Not Applicable

**Additional Requirements for Title V Air Operation Permit Applications**

1. Identification of Applicable Requirements <input checked="" type="checkbox"/> Attached, Document ID: <b>Attachment 5</b>
2. Compliance Assurance Monitoring <input type="checkbox"/> Attached, Document ID: _____ <input checked="" type="checkbox"/> Not Applicable
3. Alternative Methods of Operation <input type="checkbox"/> Attached, Document ID: _____ <input checked="" type="checkbox"/> Not Applicable
4. Alternative Modes of Operation (Emissions Trading) <input type="checkbox"/> Attached, Document ID: _____ <input checked="" type="checkbox"/> Not Applicable
5. Acid Rain Part Application <input type="checkbox"/> Certificate of Representation (EPA Form No. 7610-1) <input type="checkbox"/> Copy Attached, Document ID: _____ <input type="checkbox"/> Acid Rain Part (Form No. 62-210.900(1)(a)) <input type="checkbox"/> Attached, Document ID: _____ <input type="checkbox"/> Previously Submitted, Date: _____ <input type="checkbox"/> Repowering Extension Plan (Form No. 62-210.900(1)(a)1.) <input type="checkbox"/> Attached, Document ID: _____ <input type="checkbox"/> Previously Submitted, Date: _____ <input type="checkbox"/> New Unit Exemption (Form No. 62-210.900(1)(a)2.) <input type="checkbox"/> Attached, Document ID: _____ <input type="checkbox"/> Previously Submitted, Date: _____ <input type="checkbox"/> Retired Unit Exemption (Form No. 62-210.900(1)(a)3.) <input type="checkbox"/> Attached, Document ID: _____ <input type="checkbox"/> Previously Submitted, Date: _____ <input type="checkbox"/> Phase II NOx Compliance Plan (Form No. 62-210.900(1)(a)4.) <input type="checkbox"/> Attached, Document ID: _____ <input type="checkbox"/> Previously Submitted, Date: _____ <input type="checkbox"/> Phase II NOx Averaging Plan (Form No. 62-210.900(1)(a)5.) <input type="checkbox"/> Attached, Document ID: _____ <input type="checkbox"/> Previously Submitted, Date: _____ <input checked="" type="checkbox"/> Not Applicable

**EMISSIONS UNIT INFORMATION**  
**Section [ 4 ] of [ 5 ] – Coal Handling and Storage**

**Additional Requirements Comment**

Unregulated

**EMISSIONS UNIT INFORMATION**

Section [ 5 ] of [ 5 ] – Misc. Unregulated Emissions Units (CT No. 1 and 2)

**III. EMISSIONS UNIT INFORMATION**

**A. GENERAL EMISSIONS UNIT INFORMATION**

**Title V Air Operation Permit Emissions Unit Classification**

1. Regulated or Unregulated Emissions Unit? (Check one, if applying for an initial, revised or renewal Title V air operation permit. Skip this item if applying for an air construction permit or FESOP only.)

- The emissions unit addressed in this Emissions Unit Information Section is a regulated emissions unit.
- The emissions unit addressed in this Emissions Unit Information Section is an unregulated emissions unit.

**Emissions Unit Description and Status**

1. Type of Emissions Unit Addressed in this Section: (Check one)
- This Emissions Unit Information Section addresses, as a single emissions unit, a single process or production unit, or activity, which produces one or more air pollutants and which has at least one definable emission point (stack or vent).
  - This Emissions Unit Information Section addresses, as a single emissions unit, a group of process or production units and activities which has at least one definable emission point (stack or vent) but may also produce fugitive emissions.
  - This Emissions Unit Information Section addresses, as a single emissions unit, one or more process or production units and activities which produce fugitive emissions only.

2. Description of Emissions Unit Addressed in this Section:

**Combustion Turbines No. 1 and No. 2**

3. Emissions Unit Identification Number: **001 and 002 (Internal IDs: DHCT-1 and DHCT-2)**

4. Emissions Unit Status Code: <b>A</b>	5. Commence Construction Date:	6. Initial Startup Date:	7. Emissions Unit Major Group SIC Code: <b>49</b>	8. Acid Rain Unit? <input type="checkbox"/> Yes <input checked="" type="checkbox"/> No
--	--------------------------------	--------------------------	--	--

9. Package Unit:

Manufacturer:

Model Number:

10. Generator Nameplate Rating: **22.4 MW each (base)**

11. Emissions Unit Comment: **Simple Cycle**

**Field 10 is based on :**

- Base :**            **24,889 kVA @ 1.0 power factor**  
                         **22.4 MW @ 0.9 power factor**
- Peak :**            **27,333 kVA @ 1.0 power factor**  
                         **24.6 MW @ 0.9 power factor**

**EMISSIONS UNIT INFORMATION**

**Section [ 5 ] of [ 5 ] – Misc. Unregulated Emissions Units (CT No. 1 and 2)**

**Emissions Unit Control Equipment**

1. Control Equipment/Method(s) Description:

None

2. Control Device or Method Code(s):



**EMISSIONS UNIT INFORMATION**

Section [ 5 ] of [ 5 ] – Misc. Unregulated Emissions Units (CT No. 1 and 2)

**B. EMISSIONS UNIT CAPACITY INFORMATION**

(Optional for unregulated emissions units.)

**Emissions Unit Operating Capacity and Schedule**

1. Maximum Process or Throughput Rate:		
2. Maximum Production Rate:		
3. Maximum Heat Input Rate:	million Btu/hr	
4. Maximum Incineration Rate:	pounds/hr tons/day	
5. Requested Maximum Operating Schedule:	hours/day weeks/year	days/week hours/year
6. Operating Capacity/Schedule Comment:		

**EMISSIONS UNIT INFORMATION**

Section [ 5 ] of [ 5 ] – Misc. Unregulated Emissions Units (CT No. 1 and 2)

**C. EMISSION POINT (STACK/VENT) INFORMATION**  
(Optional for unregulated emissions units.)**Emission Point Description and Type**

1. Identification of Point on Plot Plan or Flow Diagram:		2. Emission Point Type Code:	
3. Descriptions of Emission Points Comprising this Emissions Unit for VE Tracking:			
4. ID Numbers or Descriptions of Emission Units with this Emission Point in Common:			
5. Discharge Type Code:	6. Stack Height: feet	7. Exit Diameter: feet	
8. Exit Temperature: °F	9. Actual Volumetric Flow Rate: acfm	10. Water Vapor: %	
11. Maximum Dry Standard Flow Rate: dscfm		12. Nonstack Emission Point Height: feet	
13. Emission Point UTM Coordinates... Zone: East (km): North (km):		14. Emission Point Latitude/Longitude... Latitude (DD/MM/SS) Longitude (DD/MM/SS)	
15. Emission Point Comment:			

**EMISSIONS UNIT INFORMATION**

Section [ 5 ] of [ 5 ] – Misc. Unregulated Emissions Units (CT No. 1 and 2)

**D. SEGMENT (PROCESS/FUEL) INFORMATION****Segment Description and Rate: Segment 1 of 2**

1. Segment Description (Process/Fuel Type): <b>Natural Gas Burned</b>		
2. Source Classification Code (SCC): <b>2-01-002-01</b>		3. SCC Units: <b>Million Cubic Feet Burned</b>
4. Maximum Hourly Rate: <b>0.29</b>	5. Maximum Annual Rate: <b>2,511</b>	6. Estimated Annual Activity Factor:
7. Maximum % Sulfur:	8. Maximum % Ash:	9. Million Btu per SCC Unit: <b>1,040</b>
10. Segment Comment: <b>Field 4 is based on 298 MMBtu/hr heat input and a nominal natural gas heat content as indicated in Field 9. Base load conditions, 95F, 185 ft elevation, HHV fuel.</b>		

**Segment Description and Rate: Segment 2 of 2**

1. Segment Description (Process/Fuel Type): <b>Distillate Fuel Oil Burned</b>		
2. Source Classification Code (SCC): <b>2-01-001-01</b>		3. SCC Units: <b>Thousand Gallons Burned</b>
4. Maximum Hourly Rate: <b>1.99</b>	5. Maximum Annual Rate: <b>17,457</b>	6. Estimated Annual Activity Factor:
7. Maximum % Sulfur: <b>0.5</b>	8. Maximum % Ash: <b>0.1</b>	9. Million Btu per SCC Unit: <b>140</b>
10. Segment Comment: <b>Field 4 is based on 279 MMBtu/hr and a nominal distillate fuel oil heat content of 140,000 Btu/gal. Base load conditions, 95F, 185 ft elevation, HHV fuel.</b>		

**EMISSIONS UNIT INFORMATION**

**Section [ 5 ] of [ 5 ] – Misc. Unregulated Emissions Units (CT No. 1 and 2)**

**E. EMISSIONS UNIT POLLUTANTS**

**List of Pollutants Emitted by Emissions Unit**

1. Pollutant Emitted	2. Primary Control Device Code	3. Secondary Control Device Code	4. Pollutant Regulatory Code
<b>NOX</b>			<b>NS</b>
<b>SO2</b>			<b>NS</b>
<b>PM</b>			<b>NS</b>
<b>PM10</b>			<b>NS</b>
<b>CO</b>			<b>NS</b>
<b>VOC</b>			<b>NS</b>
<b>HAPS</b>			<b>NS</b>
<b>H106</b>			<b>NS</b>
<b>H107</b>			<b>NS</b>

**EMISSIONS UNIT INFORMATION**

Section [ 5 ] of [ 5 ] – Misc. Unregulated Emissions Units (CT No. 1 and 2)

**F1. EMISSIONS UNIT POLLUTANT DETAIL INFORMATION –  
POTENTIAL/ESTIMATED FUGITIVE EMISSIONS**

(Optional for unregulated emissions units.)

Potential/Estimated Fugitive Emissions

Complete for each pollutant identified in Subsection E if applying for an air construction permit or concurrent processing of an air construction permit and a revised or renewal Title V permit. Complete for each emissions-limited pollutant identified in Subsection E if applying for an air operation permit.

1. Pollutant Emitted:		2. Total Percent Efficiency of Control:	
3. Potential Emissions: lb/hour                                  tons/year		4. Synthetically Limited? <input type="checkbox"/> Yes <input type="checkbox"/> No	
5. Range of Estimated Fugitive Emissions (as applicable): to                                  tons/year			
6. Emission Factor:  Reference:		7. Emissions Method Code:	
12. Calculation of Emissions:			
9. Pollutant Potential/Estimated Fugitive Emissions Comment:			

**EMISSIONS UNIT INFORMATION**

Section [ 5 ] of [ 5 ] – Misc. Unregulated Emissions Units (CT No. 1 and 2)

**F2. EMISSIONS UNIT POLLUTANT DETAIL INFORMATION -  
ALLOWABLE EMISSIONS (N/A)**

Complete if the pollutant identified in Subsection F1 is or would be subject to a numerical emissions limitation.

Allowable Emissions Allowable Emissions \_\_\_\_\_ of \_\_\_\_\_

1. Basis for Allowable Emissions Code:	2. Future Effective Date of Allowable Emissions:
3. Allowable Emissions and Units:	4. Equivalent Allowable Emissions: lb/hour                  tons/year
5. Method of Compliance:	
6. Allowable Emissions Comment (Description of Operating Method):	

Allowable Emissions Allowable Emissions \_\_\_\_\_ of \_\_\_\_\_

1. Basis for Allowable Emissions Code:	2. Future Effective Date of Allowable Emissions:
3. Allowable Emissions and Units:	4. Equivalent Allowable Emissions: lb/hour                  tons/year
5. Method of Compliance:	
6. Allowable Emissions Comment (Description of Operating Method):	

Allowable Emissions Allowable Emissions \_\_\_\_\_ of \_\_\_\_\_

1. Basis for Allowable Emissions Code:	2. Future Effective Date of Allowable Emissions:
3. Allowable Emissions and Units:	4. Equivalent Allowable Emissions: lb/hour                  tons/year
5. Method of Compliance:	
6. Allowable Emissions Comment (Description of Operating Method):	

**EMISSIONS UNIT INFORMATION**

**Section [ 5 ] of [ 5 ] – Misc. Unregulated Emissions Units (CT No. 1 and 2)**

**G. VISIBLE EMISSIONS INFORMATION (N/A)**

**Complete if this emissions unit is or would be subject to a unit-specific visible emissions limitation.**

**Visible Emissions Limitation:** Visible Emissions Limitation \_\_\_\_\_ of \_\_\_\_\_

1. Visible Emissions Subtype:	2. Basis for Allowable Opacity: <input type="checkbox"/> Rule <input type="checkbox"/> Other
3. Allowable Opacity: Normal Conditions: _____ %      Exceptional Conditions: _____ % Maximum Period of Excess Opacity Allowed: _____ min/hour	
4. Method of Compliance:	
5. Visible Emissions Comment:	

**Visible Emissions Limitation:** Visible Emissions Limitation \_\_\_\_\_ of \_\_\_\_\_

1. Visible Emissions Subtype:	2. Basis for Allowable Opacity: <input type="checkbox"/> Rule <input type="checkbox"/> Other
3. Allowable Opacity: Normal Conditions: _____ %      Exceptional Conditions: _____ % Maximum Period of Excess Opacity Allowed: _____ min/hour	
4. Method of Compliance:	
5. Visible Emissions Comment:	

**EMISSIONS UNIT INFORMATION**

Section [ 5 ] of [ 5 ] – Misc. Unregulated Emissions Units (CT No. 1 and 2)

**H. CONTINUOUS MONITOR INFORMATION (N/A)**

**Complete if this emissions unit is or would be subject to continuous monitoring.**

**Continuous Monitoring System:** Continuous Monitor \_\_\_\_ of \_\_\_\_

1. Parameter Code:	2. Pollutant(s):
3. CMS Requirement:	<input type="checkbox"/> Rule <input type="checkbox"/> Other
4. Monitor Information... Manufacturer: Model Number: Serial Number:	
5. Installation Date:	6. Performance Specification Test Date:
7. Continuous Monitor Comment:	

**Continuous Monitoring System:** Continuous Monitor \_\_\_\_ of \_\_\_\_

1. Parameter Code:	2. Pollutant(s):
3. CMS Requirement:	<input type="checkbox"/> Rule <input type="checkbox"/> Other
4. Monitor Information... Manufacturer: Model Number: Serial Number:	
5. Installation Date:	6. Performance Specification Test Date:
7. Continuous Monitor Comment:	



**EMISSIONS UNIT INFORMATION**

**Section [ 5 ] of [ 5 ] – Misc. Unregulated Emissions Units (CT No. 1 and 2)**

**I. EMISSIONS UNIT ADDITIONAL INFORMATION**

**Additional Requirements for All Applications, Except as Otherwise Stated**

1. Process Flow Diagram (Required for all permit applications, except Title V air operation permit revision applications if this information was submitted to the department within the previous five years and would not be altered as a result of the revision being sought) <input type="checkbox"/> Attached, Document ID: <u>See comment</u> <input type="checkbox"/> Previously Submitted, Date _____
2. Fuel Analysis or Specification (Required for all permit applications, except Title V air operation permit revision applications if this information was submitted to the department within the previous five years and would not be altered as a result of the revision being sought) <input type="checkbox"/> Attached, Document ID: <u>N/A</u> <input type="checkbox"/> Previously Submitted, Date _____
3. Detailed Description of Control Equipment (Required for all permit applications, except Title V air operation permit revision applications if this information was submitted to the department within the previous five years and would not be altered as a result of the revision being sought) <input type="checkbox"/> Attached, Document ID: <u>N/A</u> <input type="checkbox"/> Previously Submitted, Date _____
4. Procedures for Startup and Shutdown (Required for all operation permit applications, except Title V air operation permit revision applications if this information was submitted to the department within the previous five years and would not be altered as a result of the revision being sought) <input type="checkbox"/> Attached, Document ID: _____ <input type="checkbox"/> Previously Submitted, Date _____ <input checked="" type="checkbox"/> Not Applicable (construction application)
5. Operation and Maintenance Plan (Required for all permit applications, except Title V air operation permit revision applications if this information was submitted to the department within the previous five years and would not be altered as a result of the revision being sought) <input type="checkbox"/> Attached, Document ID: _____ <input type="checkbox"/> Previously Submitted, Date _____ <input checked="" type="checkbox"/> Not Applicable
6. Compliance Demonstration Reports/Records <input type="checkbox"/> Attached, Document ID: _____ Test Date(s)/Pollutant(s) Tested: _____ <input type="checkbox"/> Previously Submitted, Date: _____ Test Date(s)/Pollutant(s) Tested: _____ <input type="checkbox"/> To be Submitted, Date (if known): _____ Test Date(s)/Pollutant(s) Tested: _____ <input checked="" type="checkbox"/> Not Applicable Note: For FESOP applications, all required compliance demonstration records/reports must be submitted at the time of application. For Title V air operation permit applications, all required compliance demonstration reports/records must be submitted at the time of application, or a compliance plan must be submitted at the time of application.
7. Other Information Required by Rule or Statute <input type="checkbox"/> Attached, Document ID: _____ <input checked="" type="checkbox"/> Not Applicable

## EMISSIONS UNIT INFORMATION

Section [ 5 ] of [ 5 ] – Misc. Unregulated Emissions Units (CT No. 1 and 2)

### Additional Requirements for Air Construction Permit Applications

1. Control Technology Review and Analysis (Rules 62-212.400(6) and 62-212.500(7), F.A.C.; 40 CFR 63.43(d) and (e)) <input type="checkbox"/> Attached, Document ID: _____ <input type="checkbox"/> Not Applicable
2. Good Engineering Practice Stack Height Analysis (Rule 62-212.400(5)(h)6., F.A.C., and Rule 62-212.500(4)(f), F.A.C.) <input type="checkbox"/> Attached, Document ID: _____ <input type="checkbox"/> Not Applicable
3. Description of Stack Sampling Facilities (Required for proposed new stack sampling facilities only) <input type="checkbox"/> Attached, Document ID: _____ <input type="checkbox"/> Not Applicable

### Additional Requirements for Title V Air Operation Permit Applications

1. Identification of Applicable Requirements <input type="checkbox"/> Attached, Document ID: <u>N/A</u>
2. Compliance Assurance Monitoring <input type="checkbox"/> Attached, Document ID: _____ <input checked="" type="checkbox"/> Not Applicable
3. Alternative Methods of Operation <input type="checkbox"/> Attached, Document ID: _____ <input checked="" type="checkbox"/> Not Applicable
4. Alternative Modes of Operation (Emissions Trading) <input type="checkbox"/> Attached, Document ID: _____ <input checked="" type="checkbox"/> Not Applicable
5. Acid Rain Part Application <input type="checkbox"/> Certificate of Representation (EPA Form No. 7610-1) <input type="checkbox"/> Copy Attached, Document ID: _____ <input type="checkbox"/> Acid Rain Part (Form No. 62-210.900(1)(a)) <input type="checkbox"/> Attached, Document ID: _____ <input type="checkbox"/> Previously Submitted, Date: _____ <input type="checkbox"/> Repowering Extension Plan (Form No. 62-210.900(1)(a)1.) <input type="checkbox"/> Attached, Document ID: _____ <input type="checkbox"/> Previously Submitted, Date: _____ <input type="checkbox"/> New Unit Exemption (Form No. 62-210.900(1)(a)2.) <input type="checkbox"/> Attached, Document ID: _____ <input type="checkbox"/> Previously Submitted, Date: _____ <input type="checkbox"/> Retired Unit Exemption (Form No. 62-210.900(1)(a)3.) <input type="checkbox"/> Attached, Document ID: _____ <input type="checkbox"/> Previously Submitted, Date: _____ <input type="checkbox"/> Phase II NOx Compliance Plan (Form No. 62-210.900(1)(a)4.) <input type="checkbox"/> Attached, Document ID: _____ <input type="checkbox"/> Previously Submitted, Date: _____ <input type="checkbox"/> Phase II NOx Averaging Plan (Form No. 62-210.900(1)(a)5.) <input type="checkbox"/> Attached, Document ID: _____ <input type="checkbox"/> Previously Submitted, Date: _____ <input checked="" type="checkbox"/> Not Applicable

**EMISSIONS UNIT INFORMATION**

**Section [ 5 ] of [ 5 ] – Misc. Unregulated Emissions Units (CT No. 1 and 2)**

**Additional Requirements Comment**

**Process flow for CTs 1 and 2 is similar to that for CT-3 (see Attachment 2.B).**

**EMISSIONS UNIT INFORMATION**

Section [ 5 ] of [ 5 ] – Misc. Unregulated Emissions Units (Groundwater Aerator)

**III. EMISSIONS UNIT INFORMATION**

**A. GENERAL EMISSIONS UNIT INFORMATION**

**Title V Air Operation Permit Emissions Unit Classification**

1. Regulated or Unregulated Emissions Unit? (Check one, if applying for an initial, revised or renewal Title V air operation permit. Skip this item if applying for an air construction permit or FESOP only.)

The emissions unit addressed in this Emissions Unit Information Section is a regulated emissions unit.

The emissions unit addressed in this Emissions Unit Information Section is an unregulated emissions unit.

**Emissions Unit Description and Status**

1. Type of Emissions Unit Addressed in this Section: (Check one)

This Emissions Unit Information Section addresses, as a single emissions unit, a single process or production unit, or activity, which produces one or more air pollutants and which has at least one definable emission point (stack or vent).

This Emissions Unit Information Section addresses, as a single emissions unit, a group of process or production units and activities which has at least one definable emission point (stack or vent) but may also produce fugitive emissions.

This Emissions Unit Information Section addresses, as a single emissions unit, one or more process or production units and activities which produce fugitive emissions only.

2. Description of Emissions Unit Addressed in this Section:  
**Groundwater Aerator**

3. Emissions Unit Identification Number: **yyy**

4. Emissions Unit Status Code: <b>A</b>	5. Commence Construction Date:	6. Initial Startup Date:	7. Emissions Unit Major Group SIC Code: <b>49</b>	8. Acid Rain Unit? <input type="checkbox"/> Yes <input checked="" type="checkbox"/> No
--	--------------------------------	--------------------------	--	--

9. Package Unit:  
Manufacturer: \_\_\_\_\_ Model Number: \_\_\_\_\_

10. Generator Nameplate Rating: \_\_\_\_\_ MW each

11. Emissions Unit Comment:  
**Potential H<sub>2</sub>S emissions exceed 5 tpy.**

**EMISSIONS UNIT INFORMATION**

**Section [ 5 ] of [ 5 ] – Misc. Unregulated Emissions Units (Groundwater Aerator)**

**Emissions Unit Control Equipment**

1. Control Equipment/Method(s) Description:

**None**

2. Control Device or Method Code(s):

**EMISSIONS UNIT INFORMATION**

Section [ 5 ] of [ 5 ] – Misc. Unregulated Emissions Units (Groundwater Aerator)

**B. EMISSIONS UNIT CAPACITY INFORMATION**

(Optional for unregulated emissions units.)

**Emissions Unit Operating Capacity and Schedule**

1. Maximum Process or Throughput Rate:			
2. Maximum Production Rate:			
3. Maximum Heat Input Rate:	million Btu/hr		
4. Maximum Incineration Rate:	pounds/hr tons/day		
5. Requested Maximum Operating Schedule:	hours/day weeks/year	days/week hours/year	
6. Operating Capacity/Schedule Comment:			

**EMISSIONS UNIT INFORMATION**

Section [ 5 ] of [ 5 ] – Misc. Unregulated Emissions Units (Groundwater Aerator)

**C. EMISSION POINT (STACK/VENT) INFORMATION**  
(Optional for unregulated emissions units.)**Emission Point Description and Type**

1. Identification of Point on Plot Plan or Flow Diagram:		2. Emission Point Type Code:	
3. Descriptions of Emission Points Comprising this Emissions Unit for VE Tracking:			
4. ID Numbers or Descriptions of Emission Units with this Emission Point in Common:			
5. Discharge Type Code:	6. Stack Height: feet		7. Exit Diameter: feet
8. Exit Temperature: °F	9. Actual Volumetric Flow Rate: acfm		10. Water Vapor: %
11. Maximum Dry Standard Flow Rate: dscfm		12. Nonstack Emission Point Height: feet	
13. Emission Point UTM Coordinates... Zone: East (km): North (km):		14. Emission Point Latitude/Longitude... Latitude (DD/MM/SS) Longitude (DD/MM/SS)	
15. Emission Point Comment:			

**EMISSIONS UNIT INFORMATION**

Section [ 5 ] of [ 5 ] – Misc. Unregulated Emissions Units (Groundwater Aerator)

**D. SEGMENT (PROCESS/FUEL) INFORMATION**

**Segment Description and Rate:** Segment 1 of 1

1. Segment Description (Process/Fuel Type): <b>Air Stripping of Groundwater</b>		
2. Source Classification Code (SCC): <b>5-04-104-20</b>		3. SCC Units: <b>Thousand Gallons Treated</b>
4. Maximum Hourly Rate: <b>112.5</b>	5. Maximum Annual Rate: <b>985,500</b>	6. Estimated Annual Activity Factor:
7. Maximum % Sulfur: <b>See comment</b>	8. Maximum % Ash:	9. Million Btu per SCC Unit:
10. Segment Comment: <b>Field 4 is based on 1,875 gpm, and field 5 is based on 8,760 hr/yr. Groundwater H<sub>2</sub>S content = 3 mg/l</b>		

**Segment Description and Rate:** Segment \_\_\_\_\_ of \_\_\_\_\_

1. Segment Description (Process/Fuel Type):		
2. Source Classification Code (SCC):		3. SCC Units:
4. Maximum Hourly Rate:	5. Maximum Annual Rate:	6. Estimated Annual Activity Factor:
7. Maximum % Sulfur:	8. Maximum % Ash:	9. Million Btu per SCC Unit:
10. Segment Comment:		



**EMISSIONS UNIT INFORMATION**

Section [ 5 ] of [ 5 ] – Misc. Unregulated Emissions Units (Groundwater Aerator)

**E. EMISSIONS UNIT POLLUTANTS**

**List of Pollutants Emitted by Emissions Unit**

1. Pollutant Emitted	2. Primary Control Device Code	3. Secondary Control Device Code	4. Pollutant Regulatory Code
H2S			NS

**EMISSIONS UNIT INFORMATION**

Section [ 5 ] of [ 5 ] – Misc. Unregulated Emissions Units (Groundwater Aerator)

**F1. EMISSIONS UNIT POLLUTANT DETAIL INFORMATION –  
POTENTIAL/ESTIMATED FUGITIVE EMISSIONS**

(Optional for unregulated emissions units.)

**Potential/Estimated Fugitive Emissions**

Complete for each pollutant identified in Subsection E if applying for an air construction permit or concurrent processing of an air construction permit and a revised or renewal Title V permit. Complete for each emissions-limited pollutant identified in Subsection E if applying for an air operation permit.

1. Pollutant Emitted:	2. Total Percent Efficiency of Control:
3. Potential Emissions: lb/hour                      tons/year	4. Synthetically Limited? Yes <input type="checkbox"/> No
5. Range of Estimated Fugitive Emissions (as applicable): to                      tons/year	
6. Emission Factor:  Reference:	7. Emissions Method Code:
8. Calculation of Emissions:	
9. Pollutant Potential/Estimated Fugitive Emissions Comment:	

**EMISSIONS UNIT INFORMATION**

Section [ 5 ] of [ 5 ] – Misc. Unregulated Emissions Units (Groundwater Aerator)

**F2. EMISSIONS UNIT POLLUTANT DETAIL INFORMATION -  
ALLOWABLE EMISSIONS (N/A)**

Complete if the pollutant identified in Subsection F1 is or would be subject to a numerical emissions limitation.

**Allowable Emissions** Allowable Emissions \_\_\_\_\_ of \_\_\_\_\_

1. Basis for Allowable Emissions Code:	2. Future Effective Date of Allowable Emissions:
3. Allowable Emissions and Units:	4. Equivalent Allowable Emissions: lb/hour                      tons/year
5. Method of Compliance:	
6. Allowable Emissions Comment (Description of Operating Method):	

**Allowable Emissions** Allowable Emissions \_\_\_\_\_ of \_\_\_\_\_

1. Basis for Allowable Emissions Code:	2. Future Effective Date of Allowable Emissions:
3. Allowable Emissions and Units:	4. Equivalent Allowable Emissions: lb/hour                      tons/year
5. Method of Compliance:	
6. Allowable Emissions Comment (Description of Operating Method):	

**Allowable Emissions** Allowable Emissions \_\_\_\_\_ of \_\_\_\_\_

1. Basis for Allowable Emissions Code:	2. Future Effective Date of Allowable Emissions:
3. Allowable Emissions and Units:	4. Equivalent Allowable Emissions: lb/hour                      tons/year
5. Method of Compliance:	
6. Allowable Emissions Comment (Description of Operating Method):	

**EMISSIONS UNIT INFORMATION**

**Section [ 5 ] of [ 5 ] – Misc. Unregulated Emissions Units (Groundwater Aerator)**

**G. VISIBLE EMISSIONS INFORMATION (N/A)**

**Complete if this emissions unit is or would be subject to a unit-specific visible emissions limitation.**

**Visible Emissions Limitation:** Visible Emissions Limitation \_\_\_\_\_ of \_\_\_\_\_

1. Visible Emissions Subtype:	2. Basis for Allowable Opacity: <input type="checkbox"/> Rule <input type="checkbox"/> Other
3. Allowable Opacity: Normal Conditions: _____ %      Exceptional Conditions: _____ % Maximum Period of Excess Opacity Allowed: _____ min/hour	
4. Method of Compliance:	
5. Visible Emissions Comment:	

**Visible Emissions Limitation:** Visible Emissions Limitation \_\_\_\_\_ of \_\_\_\_\_

1. Visible Emissions Subtype:	2. Basis for Allowable Opacity: <input type="checkbox"/> Rule <input type="checkbox"/> Other
3. Allowable Opacity: Normal Conditions: _____ %      Exceptional Conditions: _____ % Maximum Period of Excess Opacity Allowed: _____ min/hour	
4. Method of Compliance:	
5. Visible Emissions Comment:	

**EMISSIONS UNIT INFORMATION**

Section [ 5 ] of [ 5 ] – Misc. Unregulated Emissions Units (Groundwater Aerator)

**H. CONTINUOUS MONITOR INFORMATION (N/A)**

Complete if this emissions unit is or would be subject to continuous monitoring.

**Continuous Monitoring System:** Continuous Monitor \_\_\_\_ of \_\_\_\_

1. Parameter Code:	2. Pollutant(s):
3. CMS Requirement:	<input type="checkbox"/> Rule <input type="checkbox"/> Other
4. Monitor Information... Manufacturer: Model Number: Serial Number:	
5. Installation Date:	6. Performance Specification Test Date:
7. Continuous Monitor Comment:	

**Continuous Monitoring System:** Continuous Monitor \_\_\_\_ of \_\_\_\_

1. Parameter Code:	2. Pollutant(s):
3. CMS Requirement:	<input type="checkbox"/> Rule <input type="checkbox"/> Other
4. Monitor Information... Manufacturer: Model Number: Serial Number:	
5. Installation Date:	6. Performance Specification Test Date:
7. Continuous Monitor Comment:	

**EMISSIONS UNIT INFORMATION**

**Section [ 5 ] of [ 5 ] – Misc. Unregulated Emissions Units (Groundwater Aerator)**

**I. EMISSIONS UNIT ADDITIONAL INFORMATION**

**Additional Requirements for All Applications, Except as Otherwise Stated**

1. Process Flow Diagram (Required for all permit applications, except Title V air operation permit revision applications if this information was submitted to the department within the previous five years and would not be altered as a result of the revision being sought) <input type="checkbox"/> Attached, Document ID: <u>N/A</u> <input type="checkbox"/> Previously Submitted, Date _____
2. Fuel Analysis or Specification (Required for all permit applications, except Title V air operation permit revision applications if this information was submitted to the department within the previous five years and would not be altered as a result of the revision being sought) <input type="checkbox"/> Attached, Document ID: <u>N/A</u> <input type="checkbox"/> Previously Submitted, Date _____
3. Detailed Description of Control Equipment (Required for all permit applications, except Title V air operation permit revision applications if this information was submitted to the department within the previous five years and would not be altered as a result of the revision being sought) <input type="checkbox"/> Attached, Document ID: <u>N/A</u> <input type="checkbox"/> Previously Submitted, Date _____
4. Procedures for Startup and Shutdown (Required for all operation permit applications, except Title V air operation permit revision applications if this information was submitted to the department within the previous five years and would not be altered as a result of the revision being sought) <input type="checkbox"/> Attached, Document ID: _____ <input type="checkbox"/> Previously Submitted, Date _____ <input checked="" type="checkbox"/> Not Applicable (construction application)
5. Operation and Maintenance Plan (Required for all permit applications, except Title V air operation permit revision applications if this information was submitted to the department within the previous five years and would not be altered as a result of the revision being sought) <input type="checkbox"/> Attached, Document ID: _____ <input type="checkbox"/> Previously Submitted, Date _____ <input checked="" type="checkbox"/> Not Applicable
6. Compliance Demonstration Reports/Records <input type="checkbox"/> Attached, Document ID: _____ Test Date(s)/Pollutant(s) Tested: _____  <input type="checkbox"/> _____ Previously Submitted, Date: _____ Test Date(s)/Pollutant(s) Tested: _____  <input type="checkbox"/> _____ To be Submitted, Date (if known): _____ Test Date(s)/Pollutant(s) Tested: _____  <input checked="" type="checkbox"/> Not Applicable  Note: For FESOP applications, all required compliance demonstration records/reports must be submitted at the time of application. For Title V air operation permit applications, all required compliance demonstration reports/records must be submitted at the time of application, or a compliance plan must be submitted at the time of application.
7. Other Information Required by Rule or Statute <input type="checkbox"/> Attached, Document ID: _____ <input checked="" type="checkbox"/> Not Applicable

**EMISSIONS UNIT INFORMATION**

**Section [ 5 ] of [ 5 ] – Misc. Unregulated Emissions Units (Groundwater Aerator)**

**Additional Requirements for Air Construction Permit Applications**

1. Control Technology Review and Analysis (Rules 62-212.400(6) and 62-212.500(7), F.A.C.; 40 CFR 63.43(d) and (e)) <input type="checkbox"/> Attached, Document ID: _____ <input type="checkbox"/> Not Applicable
2. Good Engineering Practice Stack Height Analysis (Rule 62-212.400(5)(h)6., F.A.C., and Rule 62-212.500(4)(f), F.A.C.) <input type="checkbox"/> Attached, Document ID: _____ <input type="checkbox"/> Not Applicable
3. Description of Stack Sampling Facilities (Required for proposed new stack sampling facilities only) <input type="checkbox"/> Attached, Document ID: _____ <input type="checkbox"/> Not Applicable

**Additional Requirements for Title V Air Operation Permit Applications**

1. Identification of Applicable Requirements <input type="checkbox"/> Attached, Document ID: <u>N/A</u>
2. Compliance Assurance Monitoring <input type="checkbox"/> Attached, Document ID: _____ <input checked="" type="checkbox"/> Not Applicable
3. Alternative Methods of Operation <input type="checkbox"/> Attached, Document ID: _____ <input checked="" type="checkbox"/> Not Applicable
4. Alternative Modes of Operation (Emissions Trading) <input type="checkbox"/> Attached, Document ID: _____ <input checked="" type="checkbox"/> Not Applicable
5. Acid Rain Part Application <input type="checkbox"/> Certificate of Representation (EPA Form No. 7610-1) <input type="checkbox"/> Copy Attached, Document ID: _____ <input type="checkbox"/> Acid Rain Part (Form No. 62-210.900(1)(a)) <input type="checkbox"/> Attached, Document ID: _____ <input type="checkbox"/> Previously Submitted, Date: _____ <input type="checkbox"/> Repowering Extension Plan (Form No. 62-210.900(1)(a)1.) <input type="checkbox"/> Attached, Document ID: _____ <input type="checkbox"/> Previously Submitted, Date: _____ <input type="checkbox"/> New Unit Exemption (Form No. 62-210.900(1)(a)2.) <input type="checkbox"/> Attached, Document ID: _____ <input type="checkbox"/> Previously Submitted, Date: _____ <input type="checkbox"/> Retired Unit Exemption (Form No. 62-210.900(1)(a)3.) <input type="checkbox"/> Attached, Document ID: _____ <input type="checkbox"/> Previously Submitted, Date: _____ <input type="checkbox"/> Phase II NOx Compliance Plan (Form No. 62-210.900(1)(a)4.) <input type="checkbox"/> Attached, Document ID: _____ <input type="checkbox"/> Previously Submitted, Date: _____ <input type="checkbox"/> Phase II NOx Averaging Plan (Form No. 62-210.900(1)(a)5.) <input type="checkbox"/> Attached, Document ID: _____ <input type="checkbox"/> Previously Submitted, Date: _____ <input checked="" type="checkbox"/> Not Applicable

**EMISSIONS UNIT INFORMATION**

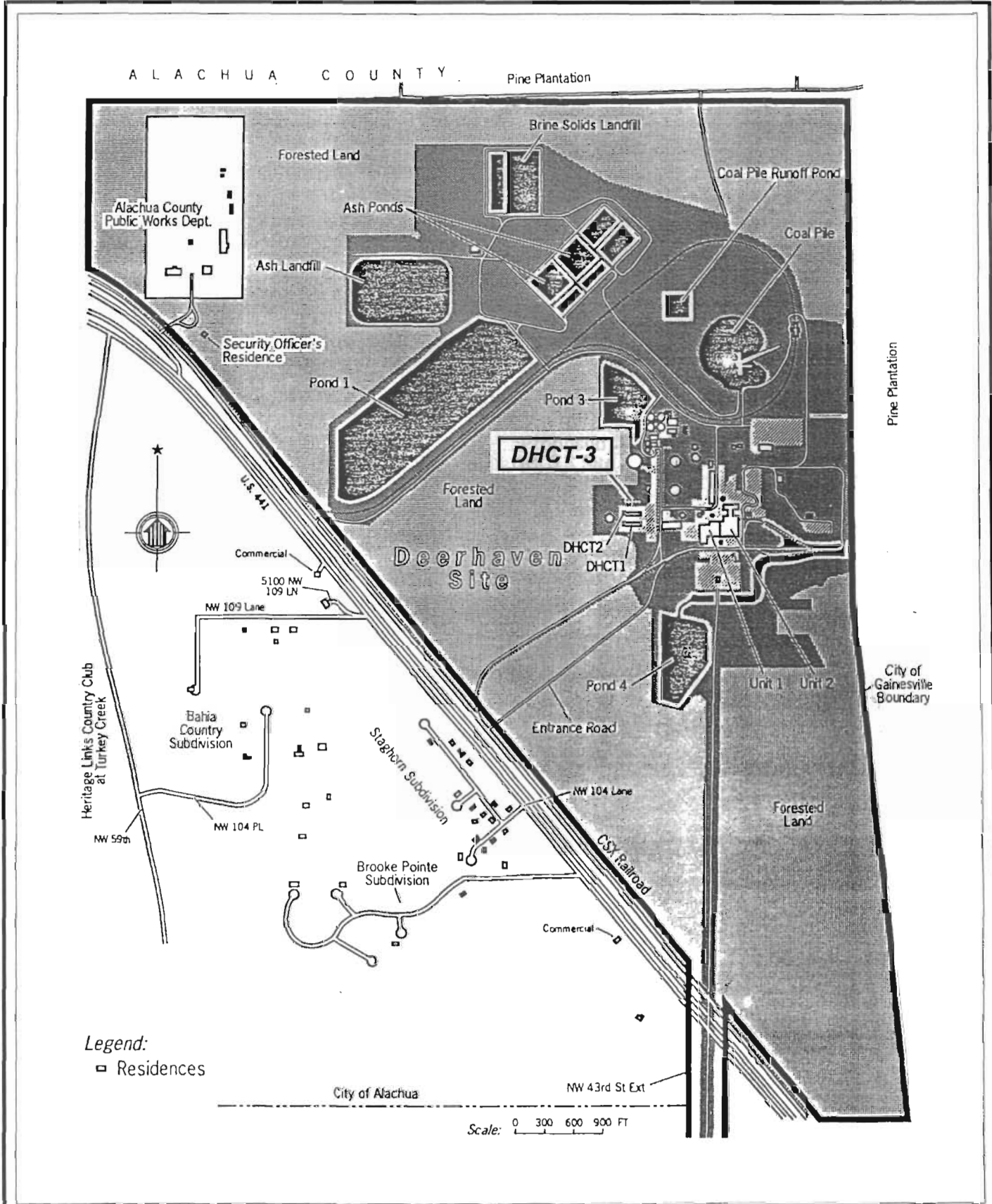
**Section [ 5 ] of [ 5 ] – Misc. Unregulated Emissions Units (Groundwater Aerator)**

**Additional Requirements Comment**

[Empty box for Additional Requirements Comment]



**ATTACHMENT 1**  
**FACILITY PLOT PLAN**

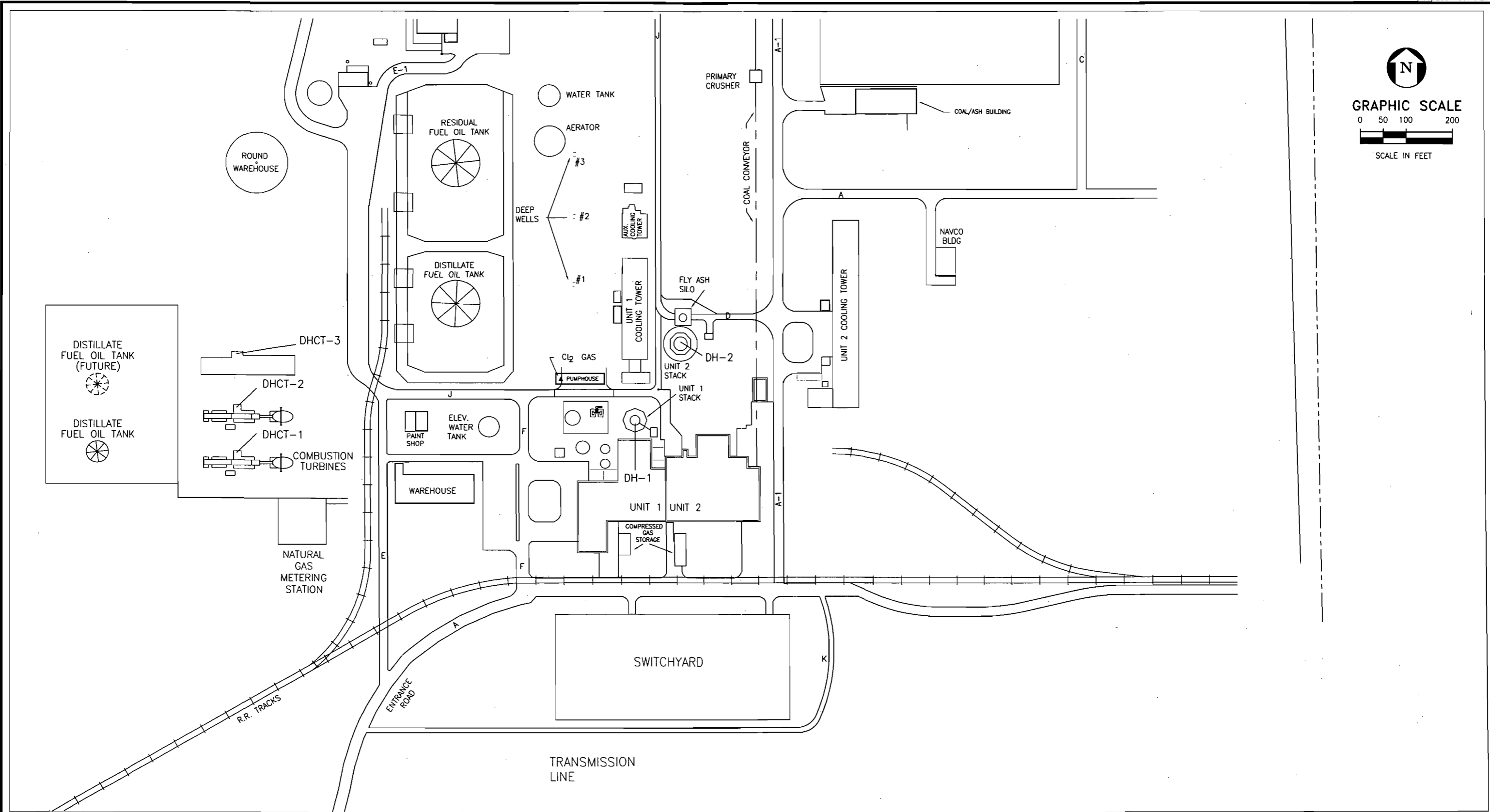


ATTACHMENT 1.A.

DEERHAVEN STATION  
OVERALL FACILITY PLOT PLAN

Sources: GRU, 1996; ECT, 2004.



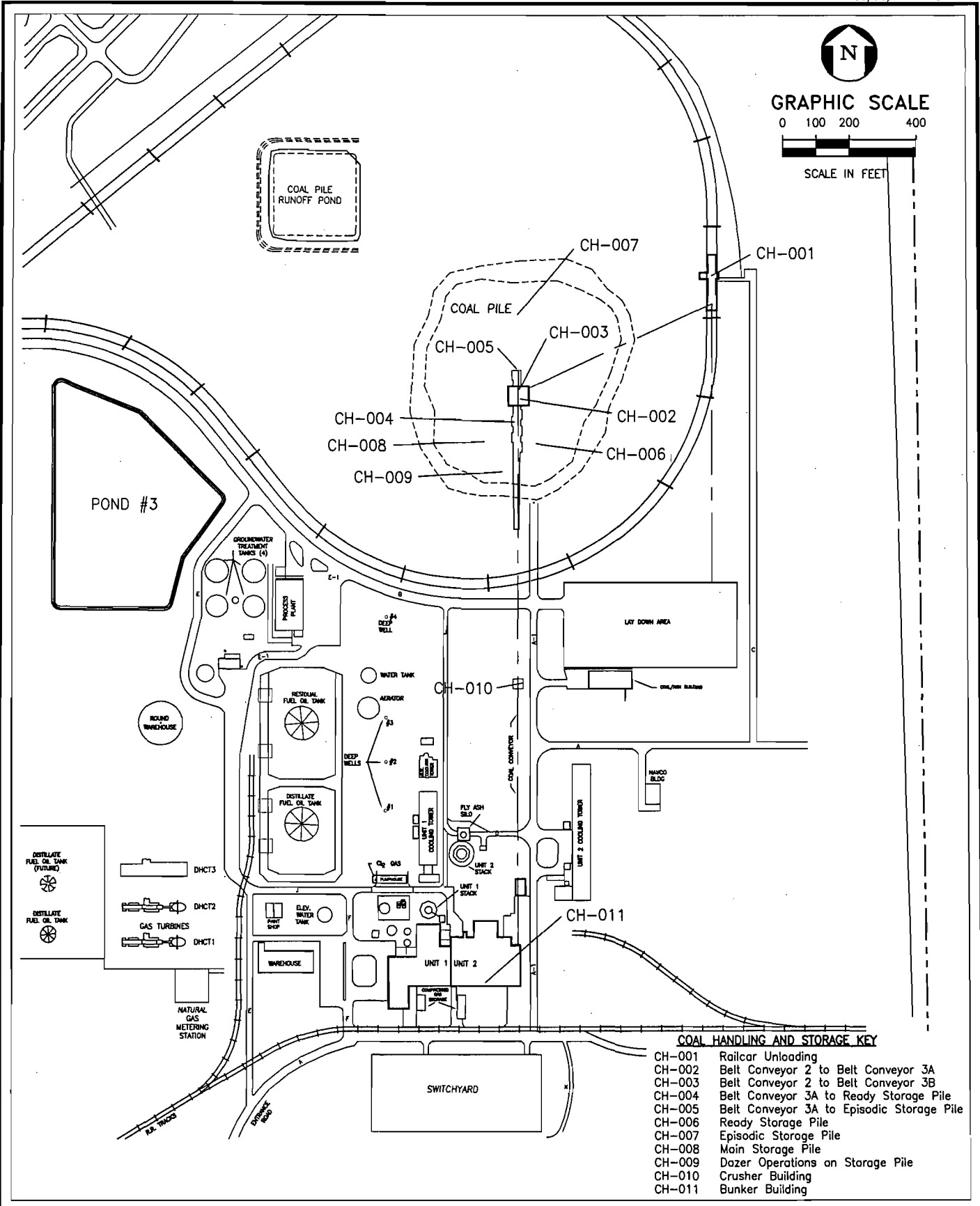


ATTACHMENT 1.B.

DEERHAVEN STATION  
COMBUSTION EMISSION SOURCES

Sources: GRU, 1995; ECT, 2004.





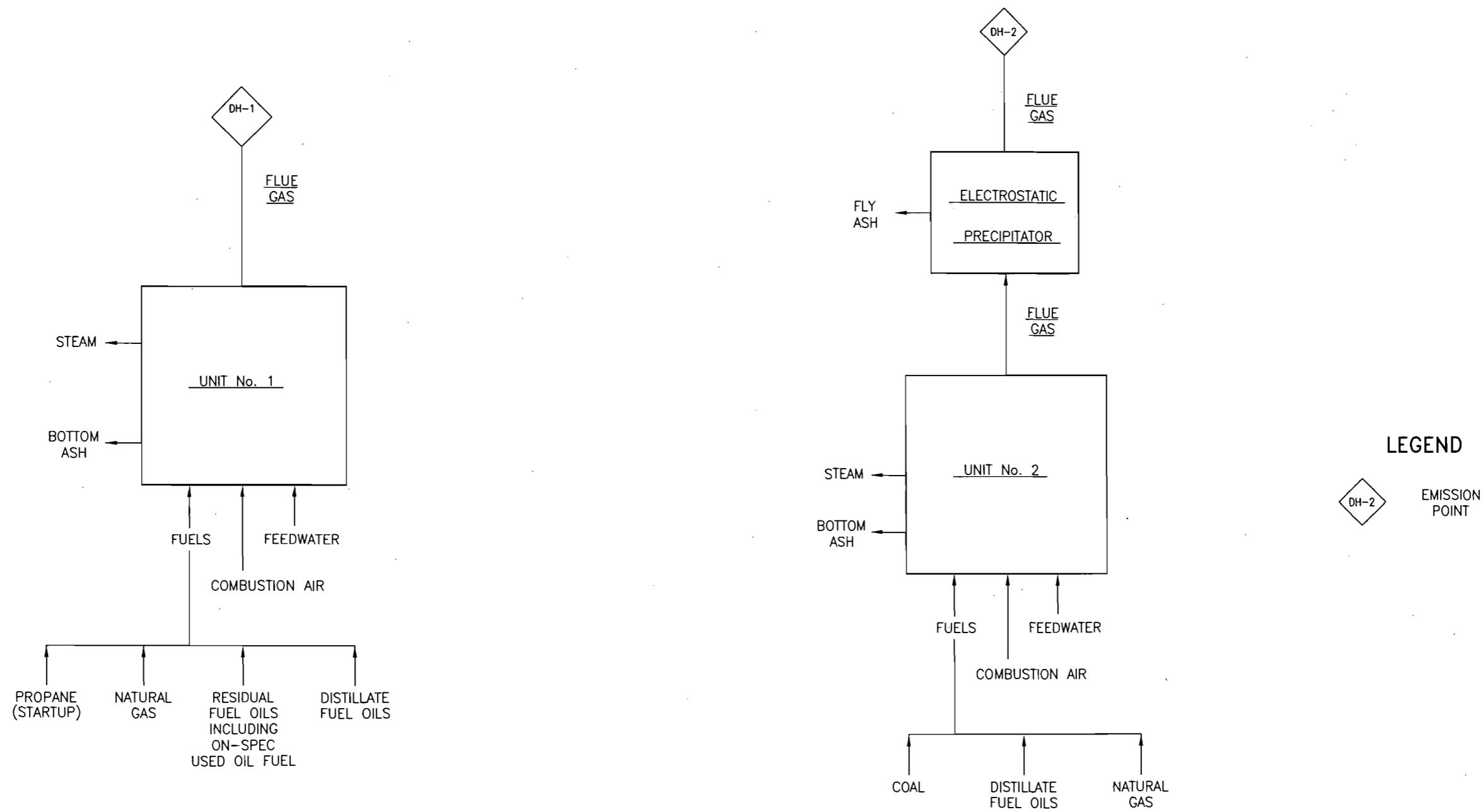
**COAL HANDLING AND STORAGE KEY**

CH-001	Railcar Unloading
CH-002	Belt Conveyor 2 to Belt Conveyor 3A
CH-003	Belt Conveyor 2 to Belt Conveyor 3B
CH-004	Belt Conveyor 3A to Ready Storage Pile
CH-005	Belt Conveyor 3A to Episodic Storage Pile
CH-006	Ready Storage Pile
CH-007	Episodic Storage Pile
CH-008	Main Storage Pile
CH-009	Dozer Operations on Storage Pile
CH-010	Crusher Building
CH-011	Bunker Building

ATTACHMENT 1.C.  
 DEERHAVEN STATION - COAL HANDLING AND STORAGE EMISSION SOURCES  
 Sources: GRU, 2004; ECT, 2004.



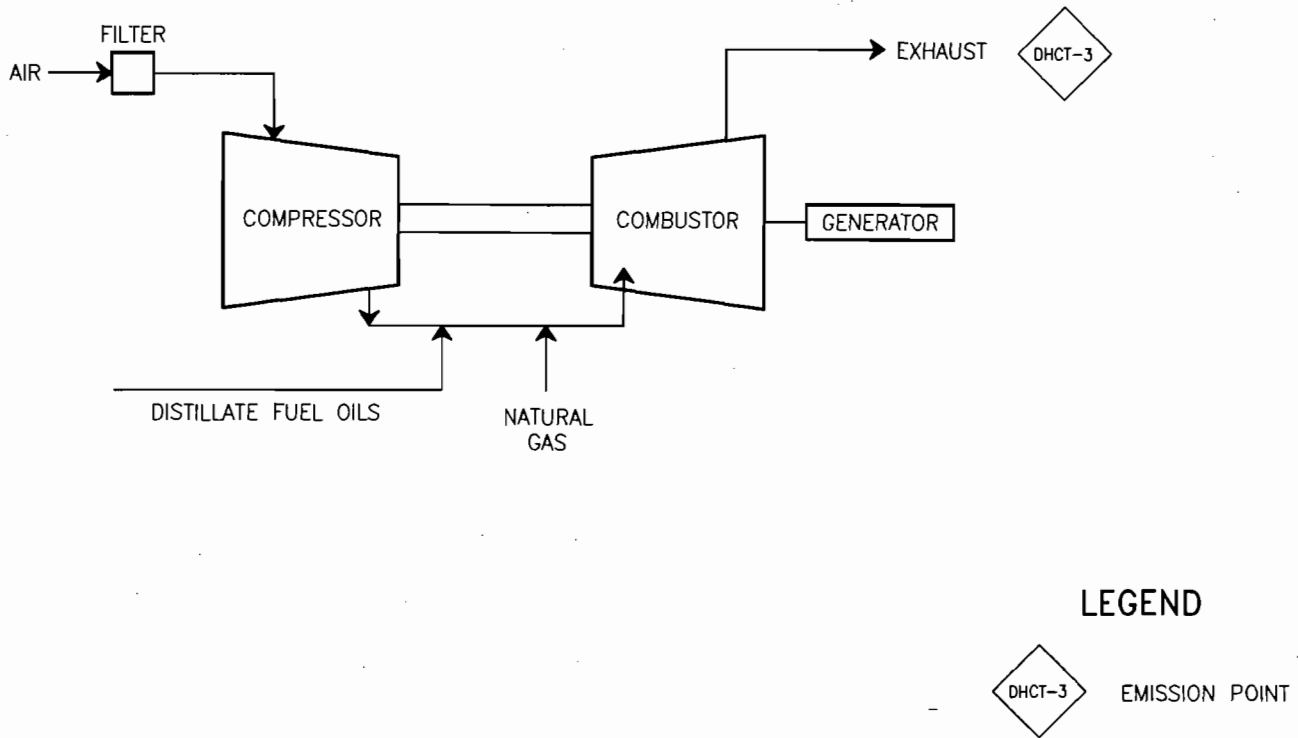
**ATTACHMENT 2**  
**PROCESS FLOW DIAGRAMS**



ATTACHMENT 2.A.  
DEERHAVEN STATION  
BOILER PROCESS FLOW DIAGRAM

Source: ECT, 2004.



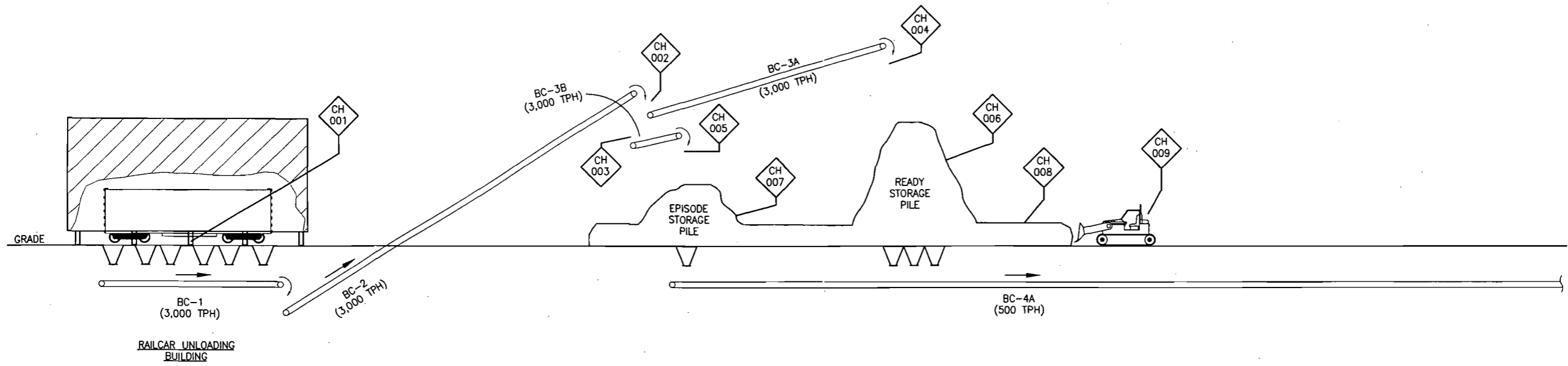


LEGEND

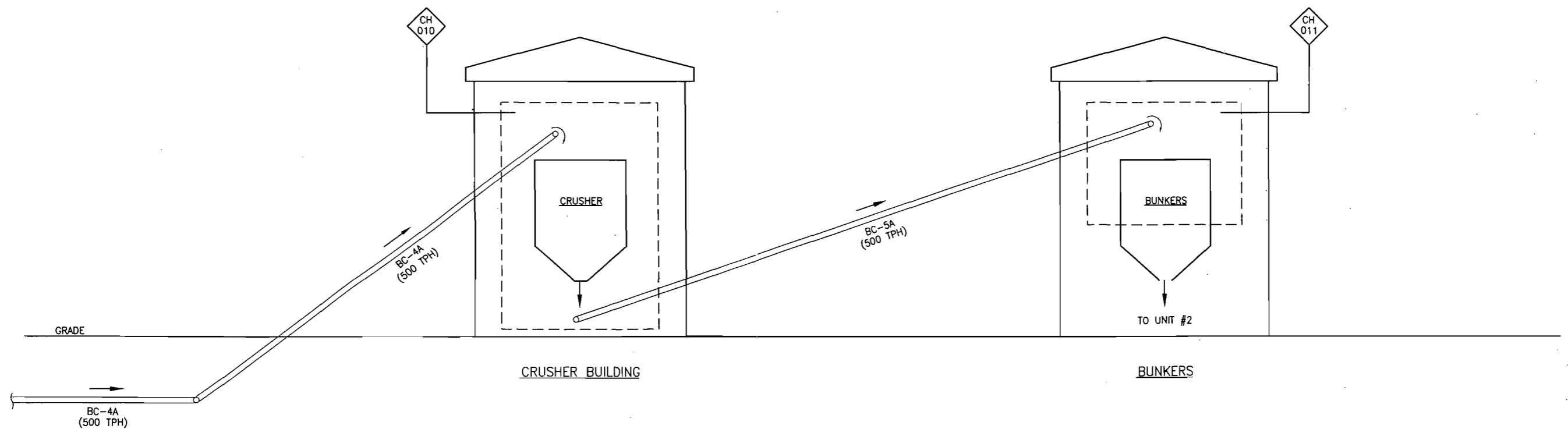
 EMISSION POINT

ATTACHMENT 2.B.  
DEERHAVEN STATION  
COMBUSTION TURBINE PROCESS FLOW DIAGRAM  
Source: ECT, 2004.





**LEGEND**



ATTACHMENT 2.C.

DEERHAVEN STATION  
COAL HANDLING PROCESS FLOW DIAGRAM

Source: ECT, 2004.





**ATTACHMENT 3**  
**PRECAUTIONS TO PREVENT EMISSIONS OF**  
**UNCONFINED PARTICULATE MATTER**

## ATTACHMENT 3

### PRECAUTIONS TO PREVENT EMISSIONS OF UNCONFINED PARTICULATE MATTER

Unconfined particulate matter emissions that may result from operations include:

- Vehicular traffic on paved and unpaved roads.
- Wind-blown dust from yard and landfill areas.
- Periodic abrasive blasting.
- Materials (e.g., ash, brine, coal) handling (e.g., dozer operations, loading/unloading) and storage piles.

The following techniques will be used to control unconfined particulate matter emissions on an as-needed basis:

- Chemical or water application to:
  - Unpaved roads.
  - Unpaved yard and landfill areas.
- Paving and maintenance of roads, parking areas, and yards.
- Landscaping or planting of vegetation.
- Confining abrasive blasting where possible.
- Other techniques, as necessary.

**ATTACHMENT 4**  
**LIST OF INSIGNIFICANT ACTIVITIES**

## ATTACHMENT 4

### LIST OF INSIGNIFICANT ACTIVITIES

The following emissions units and/or activities are considered insignificant pursuant to Rule 62-213.430(6), F.A.C.

1. Parts cleaning and degreasing activities.
2. Storage tanks smaller than 550-gallon capacity.
3. Distillate (Nos. 1 or 2) and residual (Nos. 4, 5, or 6) fuel oil storage tanks.
4. Laboratory equipment used exclusively for chemical or physical analyses (including fume hoods and vents).
5. Fire and safety equipment.
6. Turbine vapor extractor.
7. Sand blasting and abrasive grit blasting.
8. Equipment used for steam cleaning.
9. Belt conveyors.
10. Vehicle refueling operations.
11. Vacuum pumps in laboratory operations.
12. Equipment used exclusively for space heating, other than boilers.
13. Evaporation of onsite generated nonhazardous boiler cleaning chemicals (this activity occurs once every 3 to 5 years or longer).
14. Brazing, soldering and welding.
15. Emergency generators which are not subject to the Acid Rain Program and have a total fuel consumption, in the aggregate, of 32,000 gallons per year (gpy) or less of diesel fuel, 4,000 gpy or less of gasoline, and 4.4 million cubic feet per year (ft<sup>3</sup>/yr) or less of natural gas or propane, or an equivalent prorated amount if multiple fuels are used.
16. Heating units and general purpose internal combustion engines which are not subject to the Acid Rain Program and have a total fuel consumption, in the aggregate, of 32,000 gpy or less of diesel fuel, 4,000 gpy or less of gasoline, and 4.4 million ft<sup>3</sup>/yr or less of natural gas or propane, or an equivalent prorated amount if multiple fuels are used.
17. Freshwater cooling towers.
18. Surface coating operations utilizing 6.0 gallons per day (gpd) or less, average monthly, or coatings containing greater than 5.0 percent volatile organic compounds (VOCs), by volume.
19. Surface coating operations utilizing only coatings containing 5.0 percent or less VOCs, by volume.
20. Degreasing units using heavier-than-air vapors exclusively, not subject to 40 Code of Federal Regulations (CFR) 63, Subpart T.
21. Railcar maintenance.
22. Application of fungicide, herbicide, or pesticide.
23. Petroleum lubrication systems.
24. Asbestos renovation and demolition activities.
25. Lime silo.
26. Soda ash silo.

## ATTACHMENT 4

### LIST OF INSIGNIFICANT ACTIVITIES (Continued, Page 2 of 2)

27. Brine spray dryer.
28. Loading of dried brine to trucks.
29. Brine trucks to onsite landfill, full.
30. Brine trucks to onsite landfill, empty.
31. Unloading of brine from trucks to onsite landfill.
32. Brine landfill.
33. Dozer operations on brine landfill.
34. Pneumatic transfer of fly ash from DH-2 to fly ash silo.
35. Dry transfer from fly ash silo to trucks (vented to baghouse).
36. Dry transfer from fly ash silo to trucks (fugitives).
37. Wet (pug mill) transfer from fly ash silo to trucks (fugitives).
38. Fly ash trucks to onsite landfill, full.
39. Fly ash trucks to onsite landfill, empty.
40. Fly ash trucks to offsite disposal, full.
41. Fly ash trucks to offsite disposal, empty.
42. Transfer of wet fly ash from trucks to onsite landfill.
43. Equipment operations at fly ash landfill.
44. Fly ash landfill.
45. Transfer of wet fly ash from onsite landfill to trucks.
46. Prescribed burning.

**ATTACHMENT 5**  
**IDENTIFICATION OF APPLICABLE REQUIREMENTS**

Table 5-A. Summary of Federal EPA Regulatory Applicability and Corresponding Requirements  
Deerhaven Generating Station

Regulation	Citation	Not Applicable	Applicable Emissions Units	Applicable Requirement or Nonapplicability Rationale
<b>40 CFR Part 60 - Standards of Performance for New Stationary Sources</b>				
<i>40 CFR Part 60 Subpart A - General Provisions</i>				
Notification and Recordkeeping	60.7(a)		DH-1 DH-2 CH-010	Notification requirements.
	60.7(b) - (h)		DH-1 DH-2 CH-010	General recordkeeping and reporting requirements.
Performance Tests	60.8		DH-1 DH-2 CH-010	Conduct initial performance tests as required by EPA.
Compliance with Standards	60.11(a) thru (f)		DH-1 DH-2 CH-010	General compliance requirements. Addresses requirements for visible emissions tests.
Circumvention	60.12		DH-1 DH-2 CH-010	Cannot conceal an emission that would otherwise constitute a violation of an applicable standard.
Monitoring Requirements	60.13		DH-1 DH-2	Requirements for CEMS and monitoring devices.

Table 5-A. Summary of Federal EPA Regulatory Applicability and Corresponding Requirements (Continued, Page 2 of 24)  
Deerhaven Generating Station

Regulation	Citation	Not Applicable	Applicable Emissions Units	Applicable Requirement or Nonapplicability Rationale
Modification	60.14		DH-1 DH-2 CH-010	General requirements regarding modifications ( <b>potential future requirement</b> ).
Reconstruction	60.15		DH-1 DH-2 CH-010	General requirements regarding reconstructions ( <b>potential future requirement</b> ).
Incorporation by Reference	60.17		DH-1 DH-2	Specifies ASTM Methods for collecting and analyzing fuel samples.
General Notification and Reporting Requirements	60.19		DH-1 DH-2 CH-010	General procedures regarding reporting deadlines.
<i>40 CFR Part 60 Subpart D - Standards of Performance for Electric Utility Steam Generating Units for Which Construction is Commenced After August 17, 1971</i>				
Standard for Particulate Matter	60.42(a)(1) 60.42(a)(2)		DH-2	Particulate matter shall not exceed 0.10 lb/MMBtu heat input. Opacity shall not exceed 20% (6 minute average) except for one 6-minute period per hour of not more than 27% opacity. Opacity standard applies at all times except during startup, shutdown, or malfunction.



Table 5-A. Summary of Federal EPA Regulatory Applicability and Corresponding Requirements (Continued, Page 3 of 24)  
Deerhaven Generating Station

Regulation	Citation	Not Applicable	Applicable Emissions Units	Applicable Requirement or Nonapplicability Rationale
Standard for Sulfur Dioxide	60.43(a)(1) & (2)		DH-2	Sulfur dioxide emissions shall not exceed 0.80 lb/MMBtu heat input for liquid fossil fuel, and 1.2 lb/MMBtu heat input for solid fossil fuels.
	60.43(b)		DH-2	Sulfur dioxide emission limits are prorated when different fossil fuels are burned simultaneously.
	60.43(c)		DH-2	Compliance shall be based on the total heat input from all fossil fuels burned.
Standard for Nitrogen Oxides	60.44(a)(1)		DH-2	Nitrogen oxide emissions shall not exceed 0.20 lb/MMBtu high heat for gaseous fossil fuel.
	60.44(a)(2)		DH-2	Nitrogen oxide emissions shall not exceed 0.30 lb/MMBtu for liquid fossil fuel.
	60.44(a)(3)		DH-2	Nitrogen oxide emissions shall not exceed 0.70 lb/MMBtu for solid fossil fuel.
	60.44(b)		DH-2	Nitrogen oxide emission limits are prorated if different fuels are combusted simultaneously.
Emission and Fuel Monitoring	60.45(a), (c), (e), (f), & (g)		DH-2	Requirements for continuous opacity, sulfur dioxide, nitrogen oxides, oxygen or carbon dioxide monitoring systems. Excess emissions reporting.
Test Methods and Procedures	60.46		DH-2	Determination of compliance with the particulate matter, sulfur dioxide, and nitrogen oxide standards.

Table 5-A. Summary of Federal EPA Regulatory Applicability and Corresponding Requirements (Continued, Page 4 of 24)  
Deerhaven Generating Station

Regulation	Citation	Not Applicable	Applicable Emissions Units	Applicable Requirement or Nonapplicability Rationale
<i>40 CFR 60 Subpart Y - Standards of Performance for Coal Preparation Plants</i>				
Standards for Particulate Matter	60.252(c)		CH-010	Opacity shall be less than 20 percent from any coal processing and conveying equipment, coal storage systems (excluding open storage piles), or coal transfer and loading processing coal.
Test Methods and Procedures	60.254(a) and (b)(2)		CH-010	Method 9 and the procedures in 40 CFR 60.11 shall be used for determining opacity.
<i>40 CFR Part 60 Subpart GG - Standards of Performance for Stationary Gas Turbines</i>				
Standard for Nitrogen Oxides	60.332		DHCT-3	Specifies formula for allowable nitrogen oxide emission limit of 75 ppmv at 15% oxygen (with corrections for heat rate and fuel bound nitrogen) for electric utility stationary gas turbines with peak heat input greater than 100 MMBtu/hr.
Standard for Sulfur Dioxide	60.333		DHCT-3	Establishes exhaust gas SO <sub>2</sub> limit of 0.015 % by volume (at 15% O <sub>2</sub> , dry) and maximum fuel sulfur content of 0.8 % by weight.
Monitoring Requirements	60.334(a), (b)(1) and (b)(2), and (c)(2)		DHCT-3	DHCT-3 uses nitrogen oxide CEMS in lieu of continuous monitoring of fuel consumption and the ratio of water to fuel combusted.
Test Methods and Procedures	60.335(a), (b), (c)(1) - (3), (d), (e), and (f)		DHCT-3	Specifies test methods and monitoring procedures.

Table 5-A. Summary of Federal EPA Regulatory Applicability and Corresponding Requirements (Continued, Page 5 of 24)  
Deerhaven Generating Station

Regulation	Citation	Not Applicable	Applicable Emissions Units	Applicable Requirement or Nonapplicability Rationale
40 CFR Part 60 Subpart K - Standards of Performance for Storage Vessels for Petroleum Liquids for Which Construction, Reconstruction, or Modification Commenced After June 11, 1973, and Prior to May 19, 1978.		X		Standard applies to storage of petroleum liquids greater than 40,000 gallons. The Subpart K '60.111(b) definition of petroleum liquids specifically excludes Nos. 2 through 6 fuel oils. Accordingly, the Deerhaven Generating Station tanks that store No. 2 and No. 6 fuel oil are not subject to Subpart K.
40 CFR Part 60 Subpart Ka - Standards of Performance for Storage Vessels for Petroleum Liquids for Which Construction, Reconstruction, or Modification Commenced After May 18, 1978, and Prior to July 23, 1984.		X		Standard applies to storage of petroleum liquids greater than 40,000 gallons. Subpart Ka '60.111a(b) definition of petroleum liquids specifically excludes Nos. 2 through 6 fuel oils. Accordingly, the Deerhaven Generating Station tanks that store No. 2 and No. 6 fuel oil are not subject to Subpart Ka.
40 CFR Part 60 Subpart Kb - Standards of Performance for Volatile Liquid Storage Vessels (Including Petroleum Liquid Storage Vessels) for Which Construction, Reconstruction, or Modification Commenced After July 23, 1984.		X		Subpart Kb does not apply to storage vessels with a capacity greater than or equal to 40,000 gallons storing a liquid with a maximum true vapor pressure less than 0.5 psi. The maximum true vapor pressures of distillate and residual fuel oil are below this vapor pressure threshold. Accordingly, the Deerhaven Generating Station tanks that store residual and distillate fuel oils are not subject to Subpart Kb.
40 CFR Part 60 - Subparts B, C, Cb, Cc, Cd, Ce, Da, Db, Dc, E, Ea, Eb, Ec, F, G, H, I, J, K, Ka, Kb, L, M, N, Na, O, P, Q, R, S, T, U, V, W, X, Z, AA, AAa, BB, CC, DD, EE, HH, KK, LL, MM, NN, PP, QQ, RR, SS, TT, UU, VV, WW, XX, AAA, BBB, DDD, FFF, GGG, HHH, III, JJJ, KKK, LLL, NNN, OOO, PPP,QQQ, RRR, SSS, TTT, UUU, VVV, and WWW		X		None of the listed NSPS' contain requirements that are applicable to the Deerhaven Generating Station.

Table 5-A. Summary of Federal EPA Regulatory Applicability and Corresponding Requirements (Continued, Page 6 of 24)  
Deerhaven Generating Station

Regulation	Citation	Not Applicable	Applicable Emissions Units	Applicable Requirement or Nonapplicability Rationale
<b>CFR Part 61 - National Emission Standards for Hazardous Air Pollutants</b>				
<i>Subpart A - General Provisions</i>				
Prohibited Activities	61.05 (b), (c), and (d)  61.05 (a) not required per Subpart M, 61.145(a)(5).		Facility-wide	Prohibits construction or modification with- out first obtaining written approval, operating a new source in violation of any standard after the effective date of the standard, operating an existing source in violation of a standard ninety days after the effective date of the standard, and failure to submit required source test results.
Source Reporting	61.10(b), (f), and (g)		Facility-wide	Requires submittal of source information.
Compliance with Standards and Maintenance Requirements	61.12		Facility-wide	Establishes emission test procedures, requires proper operation and maintenance of the source including control equipment.
Monitoring Requirements	61.14		Facility-wide	General monitoring requirements.
Circumvention	61.19		Facility-wide	Emissions which would constitute a violation of a standard cannot be concealed.

Table 5-A. Summary of Federal EPA Regulatory Applicability and Corresponding Requirements (Continued, Page 7 of 24)  
Deerhaven Generating Station

Regulation	Citation	Not Applicable	Applicable Emissions Units	Applicable Requirement or Nonapplicability Rationale
<i>Subpart M - National Emission Standards for Asbestos</i>				
Demolition and Renovation	61.145		Facility-wide	Standards for demolition and renovation.
Insulating Materials	61.148		Facility-wide	Standards for insulating materials.
Waste Disposal for Manufacturing, Fabricating, Demolition, Renovation, and Spraying Operations	61.150		Facility-wide	Standards for waste disposal.
Air Cleaning	61.152		Facility-wide	Requirements for air-cleaning devices.
Reporting	61.153	X		Specific reporting requirements.
<b>40 CFR Part 61 - National Emission Standards for Hazardous Air Pollutants for Source Categories: Subparts B, C, D, E, F, H, I, J, L, N, O, Q, R, T, V, W, Y, BB, and FF</b>		X		None of the listed NESHAPS <sup>1</sup> contain requirements that are applicable to the Deerhaven Generating Station.
<b>40 CFR Part 61 - National Emission Standards for Hazardous Air Pollutants for Stationary Combustion Turbines: Subpart YYYYY</b>		X		The Deerhaven Generating Station combustion turbines (DHCT-1, DHCT-2, and DHCT-3) commenced construction prior to 1/14/2003 and therefore are <i>existing</i> turbines as defined by Subpart YYYYY. Subpart YYYYY does not apply to existing turbines.
<b>40 CFR Part 61 - National Emission Standards for Hazardous Air Pollutants for Stationary Reciprocating</b>		X		The Deerhaven Generating Station does not contain any internal combustion engines that are subject to Subpart

Table 5-A. Summary of Federal EPA Regulatory Applicability and Corresponding Requirements (Continued, Page 8 of 24)  
Deerhaven Generating Station

Regulation	Citation	Not Applicable	Applicable Emissions Units	Applicable Requirement or Nonapplicability Rationale
<b>Internal Combustion Engines: Subpart ZZZZ</b>				<i>ZZZZ.</i>
<b>40 CFR Part 63 - National Emission Standards for Hazardous Air Pollutants for Source Categories: Subparts A, B, C, D, E, F, G, H, I, J, L, M, N, N, O, Q, R, S, T, U, W, X, Y, AA, BB, CC, DD, EE, FF, HH, II, JJ, KK, LL, MM, OO, PP, QQ, RR, SS, TT, UU, VV, WW, YY, CCC, DDD, EEE, GGG, HHH, III, JJJ, LLL, MMM, NNN, OOO, PPP, QQQ, RRR, TTT, UUU, VVV, XXX, AAAA, CCCC, DDDD, EEEE, FFFF, GGGG, HHHH, IIII, JJJJ, KKKK, MMMM, NNNN, OOOO, PPPP, QQQQ, RRRR, SSSS, TTTT, UUUU, VVVV, XXXX, YYYY, ZZZZ, AAAAA, BBBBB, CCCCC, DDDDD, EEEEE, FFFFF, GGGGG, HHHHH, IIIII, JJJJJ, KKKKK, LLLLL, MMMMM, NNNNN, PPPPP, QQQQQ, RRRRR, SSSSS, TTTTT, and WWWWW</b>		X		None of the listed NESHAPS' contain requirements that are applicable to the Deerhaven Generating Station.
<b>40 CFR Part 64 – Compliance Assurance Monitoring</b>				
Definitions	64.1	X		Contains no applicable requirements.
Applicability	64.2		DH-2 DHCT-3	Applicability criteria for CAM. <b>GRU disagrees with a recent EPA opinion that water injected CTs (i.e., DHCT-3) is subject to 40 CFR Part 64 requirements.</b>
Monitoring Design Criteria	64.3		DH-2 DHCT-3	General criteria, performance criteria, evaluation factors, and special criteria for monitoring systems.
Submittal Requirements	64.4		DH-2 DHCT-3	Monitoring submittal requirements.

Table 5-A. Summary of Federal EPA Regulatory Applicability and Corresponding Requirements (Continued, Page 9 of 24)  
Deerhaven Generating Station

Regulation	Citation	Not Applicable	Applicable Emissions Units	Applicable Requirement or Nonapplicability Rationale
Deadlines for Submittals	64.5(b)		DH-2 DHCT-3	Monitoring submittals are due as part of the application for a Part 70 (Title V) permit.
Approval of Monitoring	64.6	X		Agency procedures. Contains no applicable requirements.
Operation of Approved Monitoring	64.7		DH-2 DHCT-3	Requirements for approved monitoring plans.
Quality Improvement Plan (QIP) Requirements	64.8		DH-2 DHCT-3	Requirements to develop a QIP. <b>(potential future requirement)</b>
Reporting and Recordkeeping Requirements	64.9		DH-2 DHCT-3	General requirements for reporting and recordkeeping.
Savings Provisions	64.10		DH-2 DHCT-3	Requires compliance with existing emission standards, reporting, recordkeeping, and monitoring requirements.
<b>40 CFR Part 72 - Acid Rain Program Permits</b>				
<i>40 CFR Part 72 Subpart A - Acid Rain Program General Provisions</i>				
Standard Requirements	72.9		DH-1 DH-2 DHCT-3	General acid rain requirements

Table 5-A. Summary of Federal EPA Regulatory Applicability and Corresponding Requirements (Continued, Page 10 of 24)  
Deerhaven Generating Station

Regulation	Citation	Not Applicable	Applicable Emissions Units	Applicable Requirement or Nonapplicability Rationale
<i>40 CFR Part 72 Subpart B - Designated Representative</i>				
Designated Representative	72.20 - 72.24		DH-1 DH-2 DHCT-3	General requirements pertaining to the designated representative.
<i>40 CFR Part 72 Subpart C - Acid Rain Application</i>				
Requirements to Apply	72.30(a)		DH-1 DH-2 DHCT-3	Requirements to submit a complete Acid Rain permit by the applicable deadline.
	72.30(b)(2)(i) and (ii)		DH-1 DH-2 DHCT-3	Deadline to submit a complete Acid Rain permit application.
Requirements to Apply	72.30(c)		DH-1 DH-2 DHCT-3	Duty to reapply - The designated representative shall submit a complete Acid Rain permit application for each source with an affected unit at least six months prior to the expiration of an existing Acid Rain permit governing the unit during Phase II or such longer time as may be approved under Part 70 of this chapter that ensures that the term of the existing permit will not expire before the effective date of the permit for which the application is submitted.
Requirements to Apply	72.30(d)		DH-1 DH-2 DHCT-3	Requirements to submit an original and three copies of all Phase II permit applications to the State permitting authority where the administrator is not the permitting authority.



Table 5-A. Summary of Federal EPA Regulatory Applicability and Corresponding Requirements (Continued, Page 11 of 24)  
Deerhaven Generating Station

Regulation	Citation	Not Applicable	Applicable Emissions Units	Applicable Requirement or Nonapplicability Rationale
Information for Acid Rain Permit Applications	72.31		DH-1 DH-2 DHCT-3	General permit application requirements.
Permit Application Shield	72.32		DH-1 DH-2 DHCT-3	Permit application shield provisions for timely and complete Acid Rain permit applications. Application is binding pending issuance of Acid Rain Permit.
<i>40 CFR Part 72 Subpart D - Acid Rain Compliance Plan and Compliance Options</i>				
General	72.40(a)(1)		DH-1 DH-2 DHCT-3	General Compliance Plan Requirements for SO <sub>2</sub> .
General	72.40(a)(2)		DH-2	General Compliance Plan Requirements for NO <sub>x</sub> .
<i>40 CFR Part 72 Subpart E - Acid Rain Permit Contents</i>				
Permit Shield	72.51		DH-1 DH-2 DHCT-3	Permit shield provisions. Units operating in compliance with an Acid Rain Permit are deemed to be operating in compliance with the Acid Rain Program
<i>40 CFR Part 72 Subpart H - Permit Revisions</i>				
General, Additional Information	72.80(g)		DH-1 DH-2 DHCT-3	Requirement to submit supplementary or corrected information upon becoming aware of a failure to submit relevant information or a prior incorrect submittal <b>(potential future requirement)</b> .

Table 5-A. Summary of Federal EPA Regulatory Applicability and Corresponding Requirements (Continued, Page 12 of 24)  
Deerhaven Generating Station

Regulation	Citation	Not Applicable	Applicable Emissions Units	Applicable Requirement or Nonapplicability Rationale
Fast-Track Modifications	72.82(a) and (c)		DH-1 DH-2 DHCT-3	Procedures for fast-track modifications to Acid Rain Permits ( <b>potential future requirement</b> ).
<i>40 CFR Part 72 Subpart I - Compliance Certification</i>				
Annual Compliance Certification Report	72.90		DH-1 DH-2 DHCT-3	Requirement to submit an annual compliance report.
<b>40 CFR Part 75 - Continuous Emission Monitoring</b>				
<i>40 CFR Part 75 Subpart A - General</i>				
Compliance Dates	75.4 (a)(3) and (b)(2)		DH-1 DH-2 DHCT-3	Requirement to complete all certification tests for CEMS and COMS.
Prohibitions	75.5		DH-1 DH-2 DHCT-3	General monitoring prohibitions.
<i>40 CFR Part 75 Subpart B - Monitoring Provisions</i>				
General Operating Requirements	75.10		DH-1 DH-2 DHCT-3	General acid rain monitoring requirements.

Table 5-A. Summary of Federal EPA Regulatory Applicability and Corresponding Requirements (Continued, Page 13 of 24)  
Deerhaven Generating Station

Regulation	Citation	Not Applicable	Applicable Emissions Units	Applicable Requirement or Nonapplicability Rationale
Specific Provisions for Monitoring SO <sub>2</sub> Emissions	75.11(a) & (e)		DH-2	SO <sub>2</sub> continuous monitoring requirements for coal-fired units.
Specific Provisions for Monitoring SO <sub>2</sub> Emissions	75.11(d)(1) and (e)(1)		DH-1	SO <sub>2</sub> continuous monitoring requirements for gas and oil fired units.
Specific Provisions for Monitoring SO <sub>2</sub> Emissions	75.11(d)(2)		DHCT-3	SO <sub>2</sub> continuous monitoring requirements for gas and oil fired units using Appendix D.
Specific Provisions for Monitoring NO <sub>x</sub> Emissions	75.12(a) and (c)		DH-1 DH-2 DHCT-3	NO <sub>x</sub> continuous monitoring requirements.
Specific Provisions for Monitoring CO <sub>2</sub> Emissions	75.13(a)		DH-1 DH-2	CO <sub>2</sub> continuous monitoring requirements.
Specific Provisions for Monitoring CO <sub>2</sub> Emissions	75.13(b)		DHCT-3	CO <sub>2</sub> continuous monitoring requirements.
Specific Provisions for Monitoring Opacity	75.14(a)		DH-2	Opacity continuous monitoring requirements.
Specific Provisions for Monitoring Opacity	75.14(c)		DH-1 DHCT-3	Opacity continuous monitoring exemption for gas-fired units. Although exempt, GRU elected to install a COMS on DH-1 in the event the unit becomes subject to Part 75 opacity monitoring requirements in the future.

Table 5-A. Summary of Federal EPA Regulatory Applicability and Corresponding Requirements (Continued, Page 14 of 24)  
Deerhaven Generating Station

Regulation	Citation	Not Applicable	Applicable Emissions Units	Applicable Requirement or Nonapplicability Rationale
<i>40 CFR Part 75 Subpart C - Operation and Maintenance Requirements</i>				
Recertification Requirements	75.20(b)		DH-1 DH-2 DHCT-3	Requires that monitoring systems meet recertification requirements by the deadlines stipulated in 75.4. <b>(potential future requirement)</b>
	75.20(a)(1)		DH-1 DH-2 DHCT-3	Requires notification of recertification and revised test dates at least 45 days prior to certification testing. <b>(potential future requirement)</b>
	75.20(a)(2)		DH-1 DH-2 DHCT-3	Requires submittal of recertification applications in accordance with 75.60. <b>(potential future requirement)</b>
	75.20(a)(5)		DH-1 DH-2 DHCT-3	Procedures to be used in the event that the agency issues a disapproval of certification application or certification status. <b>(potential future requirement)</b>
	75.20(c)(1) – (4), (8), (9), and (10)		DH-1 DH-2	Recertification procedure requirements. <b>(potential future requirement)</b>
	75.20(c)(1), (3), (10), and (19)		DHCT-3	Recertification procedure requirements. <b>(potential future requirement)</b>
	75.20(g)		DHCT-3	Recertification procedure requirements for excepted monitoring systems under Appendices D and E.. <b>(potential future requirement)</b>

Table 5-A. Summary of Federal EPA Regulatory Applicability and Corresponding Requirements (Continued, Page 15 of 24)  
Deerhaven Generating Station

Regulation	Citation	Not Applicable	Applicable Emissions Units	Applicable Requirement or Nonapplicability Rationale
Quality Assurance and Quality Control Requirements	75.21(a) – (e)		DH-1 DH-2	General QA/QC requirements.
	75.21(a), (c), (d), and (e)		DHCT-3	General QA/QC requirements (excluding COMS).
Reference Test Methods	75.22		DH-1 DH-2 DHCT-3	Specifies required test methods to be used for certification or recertification testing.
Out-Of-Control Periods and Adjustment for System Bias	75.24		DH-1 DH-2	Specifies out-of-control periods and the required actions to be taken when they occur.
Out-Of-Control Periods and Adjustment for System Bias	75.24 except 75.24(e)		DHCT-3	Specifies out-of-control periods and the required actions to be taken when they occur (excluding COMS).
<i>40 CFR Part 75 Subpart D - Missing Data Substitution Procedures</i>				
General Provisions	75.30		DH-1 DH-2 DHCT-3	General missing data requirements.
Determination of Monitor Data Availability for Standard Missing Data Procedures	75.32		DH-1 DH-2 DHCT-3	Monitor data availability procedure requirements after the first 720 and 2,160 quality-assured monitor operating hours for SO <sub>2</sub> and CO <sub>2</sub> pollutant concentration monitor and flow monitor/NO <sub>x</sub> CEMS, respectively.

Table 5-A. Summary of Federal EPA Regulatory Applicability and Corresponding Requirements (Continued, Page 16 of 24)  
Deerhaven Generating Station

Regulation	Citation	Not Applicable	Applicable Emissions Units	Applicable Requirement or Nonapplicability Rationale
Standard Missing Data Procedures for SO <sub>x</sub> , NO <sub>x</sub> , and Flow Rate	75.33		DH-1 DH-2 DHCT-3	Missing data substitution procedure requirements after the first 720 and 2,160 quality-assured monitor operating hours for SO <sub>2</sub> pollutant concentration monitor and flow monitor/NO <sub>x</sub> CEMS, respectively.
Standard Missing Data Procedures for CO <sub>2</sub>	75.35		DH-1 DH-2	Missing data substitution procedure requirements for CO <sub>2</sub> .
Standard Missing Data Procedures for Heat Input Rate Determinations	75.36		DH-1 DH-2	Missing data substitution procedure requirements for heat input rate.
<i>Appendix D to Part 75 - Optional SO<sub>2</sub> Emissions Data Protocol for Gas-Fired and Oil-Fired Units</i>				
Missing Data Procedures	Appendix D 2.4		DHCT-3	Missing data substitution requirements for units using Appendix D – Optional SO <sub>2</sub> Emissions Data Protocol for Gas-Fired and Oil-Fired Units.
<i>Appendix G to Part 75 – Determination of CO<sub>2</sub> Emissions</i>				
Missing Data Procedures	Appendix G 5		DHCT-3	Missing data substitution requirements for units using Appendix G – Determination of CO <sub>2</sub> Emissions.
<i>40 CFR Part 75 Subpart E - Alternative Monitoring Systems</i>				
Alternative Monitoring Systems	75.40 - 75.48	X		Optional requirements for alternative monitoring systems.

Table 5-A. Summary of Federal EPA Regulatory Applicability and Corresponding Requirements (Continued, Page 17 of 24)  
Deerhaven Generating Station

Regulation	Citation	Not Applicable	Applicable Emissions Units	Applicable Requirement or Nonapplicability Rationale
<i>40 CFR Part 75 Subpart F - Recordkeeping Requirements</i>				
Monitoring Plan	75.53(a), (b), and (e)		DH-1 DH-2	Requirement to prepare and maintain a Monitoring Plan
Monitoring Plan	75.53(a), (b), (e), and (f)		DHCT-3	Requirement to prepare and maintain a Monitoring Plan
General Recordkeeping Provisions	75.57		DH-1 DH-2 DHCT-3	General recordkeeping provisions.
General Recordkeeping Provisions for Specific Situations	75.58(c)		DHCT-3	SO <sub>2</sub> recordkeeping provisions for gas-fired or oil-fired units using Appendix D.
General Recordkeeping Provisions for Specific Situations	75.58(e)		DH-1 DH-2	SO <sub>2</sub> recordkeeping provisions during the combustion of gaseous fuel.
Certification, Quality Assurance, and Quality Control Record Provisions	75.59(a) and (b)		DH-1 DH-2 DHCT-3	General QA/QC recordkeeping requirements.
<i>40 CFR Part 75 Subpart G - Reporting Requirements</i>				
General Provisions	75.60		DH-1 DH-2 DHCT-3	General reporting requirements.

Table 5-A. Summary of Federal EPA Regulatory Applicability and Corresponding Requirements (Continued, Page 18 of 24)  
Deerhaven Generating Station

Regulation	Citation	Not Applicable	Applicable Emissions Units	Applicable Requirement or Nonapplicability Rationale
Notification of Certification and Recertification Test Dates	75.61		DH-1 DH-2 DHCT-3	Requires written submittal of certification tests, recertification test, and revised test dates for CEMS. Notice of certification testing shall be submitted at least 45 days prior to the first day of certification for recertification testing. Notification of any proposed adjustment to certification testing dates must be provided at least 7 business days prior to the proposed date change.
Monitoring Plan	75.62		DH-1 DH-2 DHCT-3	Monitoring Plan required to be submitted no later than 45 days prior to the certification test.
Certification or Recertification Application	75.63		DH-1 DH-2 DHCT-3	Requires submittal of a certification application within 30 days after completing the certification test.
Quarterly Reports	75.64(a)(1) - (5)		DH-1 DH-2 DHCT-3	Requirement to submit quarterly data report.
	75.64(b), (c), (d)		DH-1 DH-2 DHCT-3	Requirement to submit compliance certification in support of each quarterly data report. Requirement to submit quarterly reports in an electronic format to be specified by EPA.
Opacity Reports	75.65		DH-1 DH-2	Requirement of reports of excess opacity emissions to the applicable state (FDEP) agency in the format specified by the State agency.



Table 5-A. Summary of Federal EPA Regulatory Applicability and Corresponding Requirements (Continued, Page 19 of 24)  
Deerhaven Generating Station

Regulation	Citation	Not Applicable	Applicable Emissions Units	Applicable Requirement or Nonapplicability Rationale
<b>40 CFR Part 76 - Acid Rain Nitrogen Emission Reduction Program</b>				
NO <sub>x</sub> Emission Limitations for Group 1 Boilers	76.5(a)(2) and (b)		DH-2	NO <sub>x</sub> emissions shall not exceed 0.50 lb/MMBtu on an annual average basis for dry bottom wall fired boilers.
Revised NO <sub>x</sub> Emission Limitations for Group 1, Phase II Boilers	76.7(a)(2)		DH-2	If the unit is in compliance with an annual average NO <sub>x</sub> emissions rate not exceeding 0.50 lb/MMBtu, it shall not be subject to the applicable emission limit of 0.46 lb/MMBtu until calendar year 2008.
Early Election for Group 1, Phase II Boilers	76.8(a)(2), (4), and (5), (b), (c), and (e)		DH-2	Requirements for Group 1, Phase II boilers which elect to meet 76.5 NO <sub>x</sub> emission limit no later than January 1, 1997.
Permit Application and Compliance Plan	76.9(d)		DH-2	Permit application and compliance plan requirements.
Alternative Emission Limitations	76.10		DH-2	Alternative requirements for units that cannot meet 76.5 NO <sub>x</sub> emission standards using low NO <sub>x</sub> burner technology (including separated overfire) ( <b>potential future requirement</b> ).
Compliance and Excess Emissions	76.13		DH-2	Required procedures for determining excess emissions.
Monitoring, Recordkeeping, and Reporting	76.14(a), (b)		DH-2	Petition content requirements for alternative emission limitation demonstration period and alternative emission limitation.
Test Methods and Procedures	76.15		DH-2	Required test procedures for alternative emission limitation report specified in 76.10(e)(7)

Table 5-A. Summary of Federal EPA Regulatory Applicability and Corresponding Requirements (Continued, Page 20 of 24)  
Deerhaven Generating Station

Regulation	Citation	Not Applicable	Applicable Emissions Units	Applicable Requirement or Nonapplicability Rationale
<b>40 CFR Part 77 - Excess Emissions</b>				
Offset Plans for Excess Emissions of Sulfur Dioxide	77.3		DH-1 DH-2 DHCT-3	Requirement to submit offset plans for excess SO <sub>2</sub> emissions not later than 60 days after the end of any calendar year during which an affected unit has excess SO <sub>2</sub> emissions. Required contents of offset plans are specified ( <b>potential future requirement</b> ).
Offset Plans for Excess Emissions of Sulfur Dioxide	77.5(b)		DH-1 DH-2 DHCT-3	Requirement for the Designated Representative to hold enough allowances in the appropriate compliance subaccount to cover deductions to be made by EPA if a timely and complete offset plan is not submitted or if EPA disapproves a proposed offset plan ( <b>potential future requirement</b> ).
Penalties for Excess Emissions of Sulfur Dioxide and Nitrogen Oxides	77.6		DH-1 DH-2 DHCT-3	Requirement to pay a penalty if excess emissions of SO <sub>2</sub> or NO <sub>x</sub> occur at any affected unit during any year.
<b>40 CFR Part 78 - Appeal Procedures for Acid Rain Program</b>				
Appeal Procedures	78.1 - 78.20		DH-1 DH-2 DHCT-3	Optional appeal procedures for EPA Acid Rain program decisions. ( <b>optional future requirement</b> )
<b>40 CFR Part 82 - Protection of Stratospheric Ozone</b>				
Production and Consumption Controls	Subpart A	X		Deerhaven Generating Station does not produce or consume ozone depleting substances.

Table 5-A. Summary of Federal EPA Regulatory Applicability and Corresponding Requirements (Continued, Page 21 of 24)  
Deerhaven Generating Station

Regulation	Citation	Not Applicable	Applicable Emissions Units	Applicable Requirement or Nonapplicability Rationale
Servicing of Motor Vehicle Air Conditioners	Subpart B	X		Deerhaven Generating Station does not perform servicing of motor vehicles which involves refrigerant in the motor vehicle air conditioner. All such servicing is conducted off-site by persons who comply with Subpart B requirements.
Ban on Nonessential Products Containing Class I Substances and Ban on Nonessential Products Containing or Manufactured with Class II Substances	Subpart C	X		Deerhaven Generating Station does not sell or distribute any banned nonessential substances.
The Labeling of Products Using Ozone-Depleting Substances	Subpart E	X		Deerhaven Generating Station does not produce any products containing ozone depleting substances.
<i>Subpart F - Recycling and Emissions Reduction</i>				
Prohibitions	82.154	X		Deerhaven Generating Station personnel do not maintain, service, repair, or dispose of any appliances. All such activities will be performed by independent parties in compliance with 82.154.

Table 5-A. Summary of Federal EPA Regulatory Applicability and Corresponding Requirements (Continued, Page 22 of 24)  
Deerhaven Generating Station

Regulation	Citation	Not Applicable	Applicable Emissions Units	Applicable Requirement or Nonapplicability Rationale
Required Practices	82.156 except 82.156(i)(5), (6), (9), (10), and (11)		Appliances as defined by 82.152—any device which contains and uses a Class I or II substance as a refrigerant and which is used for household or commercial purposes including any air conditioner, refrigerator, chiller, or freezer.	Contractors will maintain, service, repair, and dispose of any appliances in compliance with 82.156 required practices.
Technician Certification	82.161	X		Deerhaven Generating Station Personnel do not maintain, service, repair, or dispose of any appliances and therefore are not subject to technician certification requirements.
Certification By Owners of Recovery and Recycling Equipment	82.162	X		Deerhaven Generating Station Personnel do not maintain, service, repair, or dispose of any appliances and therefore do not use recovery and recycling equipment.
Reporting and Recordkeeping Requirements	82.166(k), (m), and (n)		Appliances as defined by 82.152.	Owners/operators of appliances normally containing 50 or more pounds of refrigerant must keep servicing records documenting the date and type of service, as well as the quantity of refrigerant added.

Table 5-A. Summary of Federal EPA Regulatory Applicability and Corresponding Requirements (Continued, Page 23 of 24)  
Deerhaven Generating Station

Regulation	Citation	Not Applicable	Applicable Emissions Units	Applicable Requirement or Nonapplicability Rationale
<b>40 CFR Part 279 – Standards for the Management of Used Oil</b>				
<i>40 CFR Part 279 Subpart B - Applicability</i>				
Used Oil Specifications	279.11		DH-1	Defines level of constituents and characteristics below which used oil is not subject to regulation under 40 CFR Part 271
<i>40 CFR Part 279 Subpart H – Standards for Used Oil Fuel Marketers</i>				
On Specification Used Fuel Oil	279.72		DH-1	A used oil burner may determine that used oil to be burned for the purpose of energy recovery meets the fuel specifications of Section 279.11 by performing or obtaining copies of analyses, or other information documenting that the used oil meets specifications. Copies of the documentation must be kept for three years.
Tracking	279.74(b)		DH-1	Defines the recordkeeping requirements that must be met for used oil that meets the specifications to be burned for energy recovery under Section 279.11.
<b>40 CFR Part 761 – Polychlorinated Biphenyls (PCBs) Manufacturing, Processing, Distribution in Commerce, and Use Prohibitions</b>				
<i>40 CFR Part 761 Subpart B - Manufacturing, Processing, Distribution in Commerce, and Use of PCBs and PCB Items</i>				
Prohibitions and Exceptions	761.20(e)		DH-1	Defines requirements (e.g., testing, recordkeeping, etc.) for burners of used oil containing quantifiable levels of PCBs (i.e., 2 ppm). Also, prohibits burning during startup or shutdown conditions. Used oil with concentrations less than 50 ppm may be disposed of (e.g., burned for energy recovery) under this Subpart.

Table 5-A. Summary of Federal EPA Regulatory Applicability and Corresponding Requirements (Continued, Page 24 of 24)  
Deerhaven Generating Station

Regulation	Citation	Not Applicable	Applicable Emissions Units	Applicable Requirement or Nonapplicability Rationale
<b>40 CFR Part 50 - National Primary and Secondary Ambient Air Quality Standards Requirements</b>		X		State agency requirements - not applicable to individual emission sources.
<b>40 CFR Part 51 - Preparation, Adoption, and Submittal of Implementation Plans</b>		X		State agency requirements - not applicable to individual emission sources.
<b>40 CFR Part 52 - Approval and Promulgation of Implementation Plans</b>		X		State agency requirements - not applicable to individual emission sources.
<b>40 CFR Part 62 - Approval and Promulgation of State Plans for Designated Facilities and Pollutants</b>		X		State agency requirements - not applicable to individual emission sources.
<b>40 CFR Part 70 - State Operating Permit Programs</b>		X		State agency requirements - not applicable to individual emission sources.
<b>40 CFR Parts 53, 54, 55, 56, 58, 62, 66, 67, 68, 69, 71, 74, 79, 80, 81, 85, 86, 87, 88, 89, and 90</b>		X		The listed regulations do not contain any requirements that are applicable to the Deerhaven Generating Station.

DH-1: Unit No. 1, EU 003  
 DH-2: Unit No. 2, EU 005  
 CH-010: Coal Handling, Crushers [Part of EU xxx]  
 DHCT-3: Combustion Turbine No. 3, EU 006

Source: ECT, 2004.

Table 5-B. Summary of FDEP Regulatory Applicability and Corresponding Requirements (Page 1 of 21)  
Deerhaven Generating Station

Regulation	Citation	Not Applicable	Applicable: Facility-Wide	Applicable: Emission Units	Applicable Requirement or Non-Applicability Rationale
<b>Chapter 62-4, F.A.C. - Permits: Part I General</b>					
Scope of Part I	62-4.001, F.A.C.	X			Contains no applicable requirements.
Definitions	62-4.020, .021, F.A.C.	X			Contains no applicable requirements.
General Prohibition	62-4.030, F.A.C		X		All stationary air pollution sources must be permitted, unless otherwise exempted.
Exemptions	62-4.040(1)(a) and (b), F.A.C		X		Certain structural changes exempt from permitting. Other stationary sources exempt from permitting upon FDEP insignificance determination.
Procedures to Obtain Permits	62-4.050(1), (2), and (3), F.A.C.		X		General permitting procedures including filing in quadruplicate and PE certification.
Air Pollution Permit Processing Fees	62-4.050(4)(a)1., 4., 5., F.A.C.		X		Processing fees for air pollution permits. Permit processing fees are not required for operating permits or non-PSD construction permits for sources holding a Title V permit. <b>(potential future requirement)</b>
Permit Processing, Response to Requests for Additional Information	62-4.055(1), F.A.C.		X		If additional information is requested by FDEP, applicants have 90 days to submit the additional information. Upon request, FDEP will grant an additional 90 period to provided the requested information. Further extensions may be granted if the applicant shows good cause. <b>(potential future requirement)</b>
Permit Processing, Option to	62-4.055(2), F.A.C.		X		If a FDEP request for additional information

Table 5-B. Summary of FDEP Regulatory Applicability and Corresponding Requirements (Page 2 of 21)  
Deerhaven Generating Station

Regulation	Citation	Not Applicable	Applicable: Facility- Wide	Applicable: Emission Units	Applicable Requirement or Non-Applicability Rationale
Request a Hearing					is not considered authorized by law or rule, the applicant may request a hearing. <b>(optional future requirement)</b>
Permit Processing, Option to Request Department Permit Processing	62-4.055(4), F.A.C.		X		If a FDEP request for additional information is not considered authorized by law or rule, the applicant may request that FDEP process the permit application without the requested information. <b>(optional future requirement)</b>
Permit Processing	62-4.055(3), (5), and (6) F.A.C.	X			FDEP permit processing procedures. Contains no applicable requirements.
Consultation	62-4.060, F.A.C.	X			Consultation with FDEP is encouraged, not required.
Standards for Issuing or Denying Permits; Issuance; Denial	62-4.070, F.A.C	X			Establishes FDEP standard permitting procedures. Contains no applicable requirements.
Modification of Permit Conditions	62-4.080(1) F.A.C		X		For good cause, permittee may be required to conform to new or additional conditions. <b>(potential future requirement)</b>
Modification of Permit Conditions	62-4.080(2) and (3) F.A.C		X		Permittee may request a permit modification or permit extension. <b>(optional future requirement)</b>
Renewals	62-4.090, F.A.C.		X		Establishes permit renewal criteria. Requests for renewal of a Title V operating permit are due prior to 180 days before permit expiration. Applications submitted prior to the due date are considered timely and sufficient.



Table 5-B. Summary of FDEP Regulatory Applicability and Corresponding Requirements (Page 3 of 21)  
Deerhaven Generating Station

Regulation	Citation	Not Applicable	Applicable: Facility-Wide	Applicable: Emission Units	Applicable Requirement or Non-Applicability Rationale
					For timely and sufficient applications, the existing permit shall remain in effect until the renewal application has been finally acted upon by FDEP. Additional criteria are cited at 62-213.430(3), F.A.C.
Suspension and Revocation	62-4.100, F.A.C.	X			Establishes FDEP permit suspension and revocation criteria. Contains no applicable requirements.
Financial Responsibility	62-4.110, F.A.C.	X			FDEP has not required proof of financial responsibility or posting of a bond for the Deerhaven Generating Station.
Transfer of Permits	62-4.120, F.A.C.	X			A sale or legal transfer of a permitted facility is not being requested for the Deerhaven Generating Station.
Plant Operation - Problems	62-4.130, F.A.C.		X		Immediate notification is required whenever the permittee is temporarily unable to comply with any permit condition. Notification content is specified. <b>(potential future requirement)</b>
Permit Review	62-4.150, F.A.C.		X		Failure to request a hearing within 14 days of proposed or final Agency action on a permit application shall be deemed a waiver to the right to an administrative hearing. <b>(optional future requirement)</b>

Table 5-B. Summary of FDEP Regulatory Applicability and Corresponding Requirements (Page 4 of 21)  
Deerhaven Generating Station

Regulation	Citation	Not Applicable	Applicable: Facility-Wide	Applicable: Emission Units	Applicable Requirement or Non-Applicability Rationale
Permit Conditions	62-4.160, F.A.C.	X			Lists general conditions that FDEP must include in permits. Contains no applicable requirements.
<b>Chapter 62-4, F.A.C. - Part II Specific Permits; Requirements</b>					
Construction Permits	62-4.210, F.A.C.		X		General requirements for construction permits. <b>(potential future requirement)</b>
Operation Permits for New Sources	62-4.220, F.A.C.		X		General requirements for new source operation permits. <b>(potential future requirement)</b>
<b>Chapter 62-4, F.A.C. - Part III Procedures for General Permits</b>	62-4.510 thru 62-4.540, F.A.C.	X			Not applicable to the Deerhaven Generating Station.
<b>Chapter 62-204, F.A.C. - Air Pollution Control - General Provisions</b>					
State Implementation Plan	62-204.100, .200, .220(1)-(3), .240, .260, .320, .340, .360, .400, and .500, F.A.C.	X			Contains no applicable requirements.
Ambient Air Quality Protection	62-204.220(4), F.A.C.		X		Assessments of ambient air pollutant impacts must be made using applicable air quality models, data bases, and other requirements approved by FDEP and specified in 40 CFR Part 51, Appendix W. Air quality modeling is not required for Title V permit renewal applications. <b>(potential future requirement)</b>

Table 5-B. Summary of FDEP Regulatory Applicability and Corresponding Requirements (Page 5 of 21)  
Deerhaven Generating Station

Regulation	Citation	Not Applicable	Applicable: Facility-Wide	Applicable: Emission Units	Applicable Requirement or Non-Applicability Rationale
Federal Regulations Adopted by Reference	62-204.800(8)(a), (b)1., (b)31., and (b)39., (c), (d), and (e), F.A.C.			DH-2, CH-010, DHCT-3	All Federal Regulations cited in the rules by the Department are adopted and incorporated by reference. Specifically, the new source performance standards contained in 40 CFR 60 Subpart A (DH-2, CH-010, and DHCT-3), Subpart D (DH-2), Subpart Y (CH-010 [Coal Crushers]), and Subpart GG (DHCT-3) are applicable to the Deerhaven Generating Station.
Federal Regulations Adopted by Reference	62-204.800(10)(a), (b)8., (c), (d), (e), F.A.C.		X		National Emissions Standards for Hazardous Air Pollutants, Subpart M (Asbestos); see Table B-1 for detailed federal regulatory citations.
Federal Regulations Adopted by Reference	62-204.800(12), F.A.C.			DH-2, DHCT-3	Compliance Assurance Monitoring (CAM); see Table B-1 for detailed federal regulatory citations.
Federal Regulations Adopted by Reference	62-204.800(15), F.A.C.		X		State (FDEP) Part 70 (Title V Permit) Program requirements; see Table B-1 for detailed federal regulatory citations. Contains no applicable requirements.
Federal Regulations Adopted by Reference	62-204.800(16), (17), (18), (20), and (21), F.A.C.			DH-1 DH-2 DHCT-3	Acid Rain Program; see Table B-1 for detailed federal regulatory citations.
Federal Regulations Adopted by Reference	62-204.800 (19), F.A.C.			DH-2	Acid Rain NO <sub>x</sub> Emission Reduction Program; see Table B-1 for detailed federal regulatory citations.

Table 5-B. Summary of FDEP Regulatory Applicability and Corresponding Requirements (Page 6 of 21)  
Deerhaven Generating Station

Regulation	Citation	Not Applicable	Applicable: Facility-Wide	Applicable: Emission Units	Applicable Requirement or Non-Applicability Rationale
Federal Regulations Adopted by Reference	62-204.800(23)(e), F.A.C.		X		Protection of Stratospheric Ozone; see Table B-1 for detailed federal regulatory citations.
<b>Chapter 62-210, F.A.C. - Stationary Sources - General Requirements</b>					
Purpose and Scope	62-210.100, F.A.C.	X			Contains no applicable requirements.
Definitions	62-210.200, F.A.C.	X			Contains no applicable requirements.
Permits Required, Air Construction	62-210.300(1), F.A.C.		X		Requirements for air construction permits. <b>(potential future requirement)</b> .
Permits Required, Air Operation	62-210.300(2)(a), F.A.C.		X		Air operation permits required, including permit renewals.
Permits Required, Exemptions	62-210.300(3), F.A.C.		X		Permit exemptions for certain facilities and sources.
Emission Unit Startup, Reclassification, and Transfer of Air Permits	62-210.300(5), (6), and (7) F.A.C.		X		Startup notification required if a permitted source has been shut down for more than 1 year. Emission unit reclassification and air permit transfer procedures. <b>(potential future requirements)</b> .
Public Notice and Comment	62-210.350(1), F.A.C.		X		All permit applicants, including those for renewals and revisions, are required to publish notice of proposed agency action.

Table 5-B. Summary of FDEP Regulatory Applicability and Corresponding Requirements (Page 7 of 21)  
Deerhaven Generating Station

Regulation	Citation	Not Applicable	Applicable: Facility-Wide	Applicable: Emission Units	Applicable Requirement or Non-Applicability Rationale
Additional Notice Requirements for Sources Subject to Prevention of Significant Deterioration or Nonattainment Area New Source Review	62-210.350(2), F.A.C.		X		PSD permit application notice requirements. <b>(potential future requirements).</b>
Additional Public Notice Requirements for Sources Subject to Operation Permits for Title V Sources	62-210.350(3), F.A.C.		X		Notice requirements for Title V operating permits, renewals, and revisions.
Administrative Permit Corrections	62-210.360(1), F.A.C.		X		Facility owner shall notify the FDEP by letter of minor corrections to information contained in a permit. <b>(potential future requirements).</b>
Annual Operating Report for Air Pollutant Emitting Facility	62-210.370(3)(a)1. and (c), F.A.C.		X		Title V sources are required to submit an annual operating report.
Stack Height Policy	62-210.550, F.A.C.		X		Limits credit in air dispersion studies to good engineering practice (GEP) stack heights.
Circumvention	62-210.650, F.A.C.		X		An applicable air pollution control device cannot be circumvented and must be operated whenever the emission unit is operating.
Excess Emissions	62-210.700(1), (2), (3), (4), (5), and (6) F.A.C.			DH-1	Excess emissions due to startup, shutdown, and malfunction are permitted. Excess emissions during soot blowing and load change are permitted with restrictions. Excess emissions due to malfunction must be reported. Excess emissions due to certain

Table 5-B. Summary of FDEP Regulatory Applicability and Corresponding Requirements (Page 8 of 21)  
Deerhaven Generating Station

Regulation	Citation	Not Applicable	Applicable: Facility-Wide	Applicable: Emission Units	Applicable Requirement or Non-Applicability Rationale
					other causes are prohibited. <b>(potential future requirement)</b>
Excess Emissions	62-210.700(1), (4), (5), and (6) F.A.C.			DH-2 DHCT-1 DHCT-2 DHCT-3	Excess emissions due to startup, shutdown, and malfunction are permitted. Excess emissions due to malfunction must be reported. Excess emissions due to certain other causes are prohibited. <b>(potential future requirement)</b>
Excess Emissions	62-210.700(1), (4), (5), and (6) F.A.C.		X		Excess emissions due to startup, shutdown, and malfunction are permitted. Excess emissions due to malfunction must be reported. Excess emissions due to certain other causes are prohibited. <b>(potential future requirement)</b>
Forms and Instructions	62-210.900, F.A.C.		X		List required FDEP forms for stationary sources.
Notification Forms for Air General Permits	62-210.920, F.A.C.	X			Contains no applicable requirements.
<b>Chapter 62-212, F.A.C. - Stationary Sources - Preconstruction Review</b>					
Purpose and Scope	62-212.100, F.A.C.	X			Contains no applicable requirements.
General Preconstruction Review Requirements	62-212.300, F.A.C.		X		Air construction permit requirements. Not applicable to Title V operating permit renewal applications. <b>(potential future requirement)</b>

Table 5-B. Summary of FDEP Regulatory Applicability and Corresponding Requirements (Page 9 of 21)  
Deerhaven Generating Station

Regulation	Citation	Not Applicable	Applicable: Facility-Wide	Applicable: Emission Units	Applicable Requirement or Non-Applicability Rationale
Prevention of Significant Deterioration	62-212.400, F.A.C.		X		PSD permit requirements. Not applicable to Title V operating permit renewal applications. <b>(potential future requirement)</b>
Prevention of Significant Deterioration	62-212.400(7)(b), F.A.C.			DHCT-3	The operation permit shall contain all operating conditions and provisions required under 62-212.400(7)(a) and set forth in the original or amended construction permit.
New Source Review for Nonattainment Areas	62-212.500, F.A.C.	X			The Deerhaven Generating Station is not located in any nonattainment area or nonattainment area of influence.
Sulfur Storage and Handling Facilities	62-212.600, F.A.C.	X			Applicable only to sulfur storage and handling facilities.
Air Emissions Bubble	62-212.710(2), (3), (5), and (6) F.A.C.		X		Applicant requirements for an air emissions bubble including permit applications, ambient impact analysis, monitoring, and recordkeeping. <b>(optional future requirement)</b>
<b>Chapter 62-213, F.A.C. - Operation Permits for Major Sources of Air Pollution</b>					
Purpose and Scope	62-213.100, F.A.C.	X			Contains no applicable requirements.
Responsible Official	62-213.202, F.A.C.		X		Title V sources must designate a responsible official.
Annual Emissions Fee	62-213.205, F.A.C.		X		Title V sources must pay an annual emissions fee.

Table 5-B. Summary of FDEP Regulatory Applicability and Corresponding Requirements (Page 10 of 21)  
Deerhaven Generating Station

Regulation	Citation	Not Applicable	Applicable: Facility-Wide	Applicable: Emission Units	Applicable Requirement or Non-Applicability Rationale
Title V Air General Permits	62-213.300, F.A.C.	X			Not applicable to the Deerhaven Generating Station.
Permits Required	62-213.400(1), F.A.C.		X		Title V sources must operate in compliance with Chapter 62-213.
Permit Revisions Required	62-213.400(2), F.A.C.		X		Lists changes for which a permit revision is required. <b>(potential future requirement)</b> .
Concurrent Processing of Permit Applications	62-213.405, F.A.C.		X		Applicant may request concurrent processing of a construction permit and Title V permit revision or renewal. <b>(optional future requirement)</b> .
Changes Without Permit Revision	62-213.410, F.A.C.		X		Certain changes may be made if specific notice and recordkeeping requirements are met. <b>(potential future requirement)</b>
Immediate Implementation Pending Revision Process	62-213.412, F.A.C.		X		Certain modifications can be implemented pending permit revision if specific criteria are met. <b>(potential future requirement)</b>
Fast-Track Revisions of Acid Rain Parts	62-213.413, F.A.C.			DH-1 DH-2 DHCT-3	Optional provisions for Acid Rain permit revisions. <b>(optional future requirement)</b>
Trading of Emissions within a Source	62-213.415, F.A.C.		X		Defines the conditions under which emissions trading is allowable. <b>(optional future requirement)</b>



Table 5-B. Summary of FDEP Regulatory Applicability and Corresponding Requirements (Page 11 of 21)  
Deerhaven Generating Station

Regulation	Citation	Not Applicable	Applicable: Facility-Wide	Applicable: Emission Units	Applicable Requirement or Non-Applicability Rationale
Permit Applications, Timely Submittal	62-213.420(1)(a)3., F.A.C.		X		Title V operating permit renewal application is timely if submitted in accordance with Rule 62-4.090, F.A.C. (Prior to 180 days before permit expiration)
Permit Applications, New or Modified Emission Units	62-213.420(1)(a)4., F.A.C.		X		A Title V source that contains an emissions unit that commences operation or is modified after 10/25/95 is required to submit an application for Title V permit revision at least 90 days prior to the unit's air construction permit expiration , but no later than 180 days after the unit commences operation. <b>(potential future requirement)</b>
Permit Applications, Standard Information Required	62-213.420(1)(b)1., (3) and (4), F.A.C.		X		Title V operating permit renewal application must contain all the information specified by 62-213.420(3), F.A.C. and be certified by the responsible official.
Permit Applications, Additional Time to Provide Requested Information	62-213.420(1)(b)6., F.A.C.		X		If requested in writing by the applicant prior to the initial due date, FDEP will grant up to 60 additional days to respond to requests for additional information. FDEP may grant additional time beyond 60 days for good cause. <b>(optional future requirement)</b>
Permit Applications, Certification by Responsible Official	62-213.420(4), F.A.C.		X		Requires submittal of a Responsible Official (RO) certification for any application form, report, compliance statement, compliance plan, and compliance schedule.

Table 5-B. Summary of FDEP Regulatory Applicability and Corresponding Requirements (Page 12 of 21)  
Deerhaven Generating Station

Regulation	Citation	Not Applicable	Applicable: Facility-Wide	Applicable: Emission Units	Applicable Requirement or Non-Applicability Rationale
Permit Applications, Acid Rain Part	62-213.420(5), F.A.C.		X		Applicants may request separate processing of the Title V permit and Acid Rain Part. <b>(optional future requirement)</b>
Permit Issuance, Renewal, and Revision	62-213.430(3), F.A.C.		X		Permits being renewed are subject to the same requirements that apply to permit issuance. Permit renewal applications shall contain the information specified in 62-210.900(1) and 62-213.420(3), F.A.C.
Permit Issuance, Renewal, and Revision – Insignificant Emission Units and Activities	62-213.430(6), F.A.C.		X		Specifies criteria for insignificant emissions units and activities. Applicants may request FDEP determinations of insignificant emission units or activities. Such requests will be processed in conjunction with a permit renewal or revision application. Insignificant emission units added after issuance of a Title V permit shall be incorporated into the permit at its next renewal.
Permit Content	62-213.440, F.A.C.	X			FDEP standard permit requirements. Contains no applicable requirements.
Permit Review by EPA and Affected States	62-213.450, F.A.C.	X			Contains no applicable requirements.
Permit Shield	62-213.460, F.A.C.		X		Provides permit shield for facilities in compliance with permit terms and conditions.

Table 5-B. Summary of FDEP Regulatory Applicability and Corresponding Requirements (Page 13 of 21)  
Deerhaven Generating Station

Regulation	Citation	Not Applicable	Applicable: Facility-Wide	Applicable: Emission Units	Applicable Requirement or Non-Applicability Rationale
Forms and Instructions	62-213.900(1), (7), and (8), F.A.C.		X		Lists applicable forms including "Major Air Pollution Source Annual Emissions Fee," "Statement of Compliance," and "Responsible Official Notification" forms.
<b>Chapter 62-214 F.A.C. - Requirements for Sources Subject to the Federal Acid Rain Program</b>					
Purpose and Scope	62-214.100, F.A.C.	X			Contains no applicable requirements.
Applicability	62-214.300, F.A.C.			DH-1 DH-2 DHCT-3	Deerhaven Generating Station includes Acid Rain units. Therefore, facility compliance with 62-213 and 62-214, F.A.C., is required.
Applications, Renewals	62-214.320(1)(i), F.A.C.			DH-1 DH-2 DHCT-3	Requires Title V sources having Acid Rain unit(s) to submit an Acid Rain Renewal Application to FDEP. Operation without a Title V permit that includes an Acid Rain Part is prohibited.
Applications, Information Requirements	62-214.320(2), F.A.C.			DH-1 DH-2 DHCT-3	Specifies required contents of Acid Rain Part applications.
Acid Rain Compliance Plan and Compliance Options, SO <sub>2</sub>	62-214.330(1)(a), F.A.C.			DH-1 DH-2 DHCT-3	Acid rain compliance plan requirements for sulfur dioxide emissions.
Acid Rain Compliance Plan and Compliance Options, NO <sub>x</sub>	62-214.330(1)(b), F.A.C.			DH-2	Acid rain compliance plan requirements for nitrogen oxides emissions.
Exemptions	62-214.340(2), F.A.C.			DH-1 DH-2 DHCT-3	Notice may be submitted for retired exemptions ( <b>potential future requirement</b> ).

Table 5-B. Summary of FDEP Regulatory Applicability and Corresponding Requirements (Page 14 of 21)  
Deerhaven Generating Station

Regulation	Citation	Not Applicable	Applicable: Facility-Wide	Applicable: Emission Units	Applicable Requirement or Non-Applicability Rationale
Certification	62-214.350(2), (3), (5), (6), F.A.C.			DH-1 DH-2 DHCT-3	Submittal of a copy of the Certificate of Representation form to FDEP is required. Specifies required Designated Representative (DR) certifications.
Department Action on Applications	62-214.360, F.A.C.	X			FDEP application processing procedures. Contains no applicable requirements.
Revisions and Administrative Corrections	62-214.370(1), (3), (4), F.A.C.			DH-1 DH-2 DHCT-3	Specifies applicant permit revision requirements. <b>(potential future requirement)</b> .
Revisions and Administrative Corrections, Agency Procedures	62-214.370(2), (5), (6), and (7) F.A.C.	X			FDEP application processing procedures. Contains no applicable requirements.
Acid Rain Part Content	62-214.420, F.A.C.	X			FDEP requirements - defines content of Acid Rain Part. Contains no applicable requirements.
Implementation and Termination of Compliance Options	62-214.430, F.A.C.			DH-1 DH-2 DHCT-3	Defines permit activation and termination procedures. Presently not applicable to the Deerhaven Generating Station. <b>(potential future requirement)</b> .
<b>Chapter 62-252 - Gasoline Vapor Control</b>					
Rules for gasoline vapor control equipment	62-252, F.A.C.	X			The Deerhaven Generating Station is not located in an ozone nonattainment area or an air quality maintenance area for ozone
<b>Chapter 62-256, F.A.C. - Open Burning and Frost Protection Fires</b>					

Table 5-B. Summary of FDEP Regulatory Applicability and Corresponding Requirements (Page 15 of 21)  
Deerhaven Generating Station

Regulation	Citation	Not Applicable	Applicable: Facility-Wide	Applicable: Emission Units	Applicable Requirement or Non-Applicability Rationale
Declaration and Intent	62-256.100, F.A.C.	X			Contains no applicable requirements.
Definitions	62-256.200, F.A.C.	X			Contains no applicable requirements.
Prohibitions	62-256.300, F.A.C. <sup>1</sup>		X		Prohibits certain types of open burning.
Agricultural and Silvicultural Fires	62-256.400, F.A.C. [Transferred to Division of Forestry, Chapter 5I-2]	X			Contains no applicable requirements.
Burning for Cold and Frost Protection	62-256.450, F.A.C.	X			Limited to agricultural protection.
Land Clearing	62-256.500, F.A.C. <sup>1</sup>		X		Defines allowed open burning for non-rural land clearing and structure demolition.
Industrial, Commercial, Municipal, and Research Open Burning	62-256.600, F.A.C. <sup>1</sup>		X		Prohibits industrial open burning
Open Burning allowed	62-256.700(3), (5), and (6) F.A.C.		X		Defines allowed open burning. For recreational and training purposes.
Effective Date	62-256.800, F.A.C.	X			Contains no applicable requirements.
<b>Chapter 62-257 - Asbestos Program</b>					
Purpose and Scope	62-257.100, F.A.C. <sup>1</sup>	X			Contains no applicable requirements.
Definitions	62-257.200, F.A.C. <sup>1</sup>	X			Contains no applicable requirements.

Table 5-B. Summary of FDEP Regulatory Applicability and Corresponding Requirements (Page 16 of 21)  
Deerhaven Generating Station

Regulation	Citation	Not Applicable	Applicable: Facility-Wide	Applicable: Emission Units	Applicable Requirement or Non-Applicability Rationale
Notification Procedure and Fee, Fee Schedule, and Form	62-257.301, .400, and .900, F.A.C. <sup>1</sup>		X		Requires notice and payment of fee for asbestos removal projects. Specifies use of FDEP "Notice of Asbestos Renovation or Demolition" form. <b>(potential future requirement)</b> .
<b>Chapter 62-281 - Motor Vehicle Air Conditioning Refrigerant Recovery and Recycling</b>					
Establishes installation and proper use of motor vehicle refrigerant recycling equipment.	62-281.100, F.A.C.	X			Requirements for the installation and proper use of motor vehicle refrigerant recycling equipment. Adopts definitions of 40 CFR Part 82 with some exceptions. No vehicle maintenance involving air conditioning systems is conducted at the Deerhaven Generating Station.
<b>Chapter 62-296 - Stationary Sources - Emission Standards</b>					
Purpose and Scope	62-296.100, F.A.C.	X			Contains no applicable requirements
General Pollutant Emission Limiting Standard, Volatile Organic Compounds Emissions	62-296.320(1), F.A.C.		X		Known and existing vapor control devices must be applied as required by the Department.
General Pollutant Emission Limiting Standard, Objectionable Odor Prohibited	62-296.320(2), F.A.C. <sup>1</sup>		X		Objectionable odor release is prohibited.
General Pollutant Emission Limiting Standard, Industrial, Commercial, and Municipal Open Burning Prohibited	62-296.320(3), F.A.C. <sup>1</sup>		X		Open burning in connection with industrial, commercial, or municipal operations is prohibited. <b>(potential future requirement)</b>

Table 5-B. Summary of FDEP Regulatory Applicability and Corresponding Requirements (Page 17 of 21)  
Deerhaven Generating Station

Regulation	Citation	Not Applicable	Applicable: Facility-Wide	Applicable: Emission Units	Applicable Requirement or Non-Applicability Rationale
General Particulate Emission Limiting Standard, Process Weight Table	62-296.320(4)(a), F.A.C.	X			Deerhaven Generating Station does not have any applicable emission units. Combustion emission units are exempt per 62-296.320(4)(a)1a.
General Particulate Emission Limiting Standard, General Visible Emission Standard	62-296.320(4)(b), F.A.C.		X		Opacity limited to 20 percent, unless otherwise permitted. Test methods specified.
General Particulate Emission Limiting Standard, Unconfined Emission of Particulate Matter	62-296.320(4)(c), F.A.C.		X		Reasonable precautions must be taken to prevent unconfined particulate matter emission.
Existing Fossil Fuel Fired Steam Generators with More Than 250 MMBtu/hr Heat Input	62-296.405(1)(a), (b), (c)1.j. and (c)3., (e)1, 2, 3, and 5, and (f)1.a. and b., and (g.), F.A.C.			DH-1	(1)(a) Visible Emissions - 20 percent opacity except for one two minute period per hour during which opacity shall not exceed 40 percent.
					(1)(b) Particulate matter emissions shall not exceed 0.1 pounds per million Btu heat input.
					(c)1.j. When combusting liquid fuels sulfur dioxide emissions shall not exceed 2.75 pounds per million Btu heat input.
					(1)(e)1. Test method for visible emissions may be by DEP Method 9, or transmissometer.
					(1)(e)2. Specifies test methods for particulate matter.

Table 5-B. Summary of FDEP Regulatory Applicability and Corresponding Requirements (Page 18 of 21)  
Deerhaven Generating Station

Regulation	Citation	Not Applicable	Applicable: Facility-Wide	Applicable: Emission Units	Applicable Requirement or Non-Applicability Rationale
					(1)(e)3. Allows fuel sampling as an alternate test method for sulfur dioxide compliance. Sulfur content of liquid fuels shall not exceed 2.50% by weight per Title V permit.
					(f)1.a. Exempts opacity monitoring for oil and gas units.
					(f)1.b. Allows fuel sampling for sources not having a flue gas desulfurization process.
					(f)1.g. Requires quarterly reporting of excess emissions.
New Fossil Fuel Fired Steam Generators with More Than 250 MMBtu/hr Heat Input	62-296.405(2), F.A.C.			DH-2	Required to meet applicable New Source Performance Standards (Subpart D). See Table B-1 for details.
Specific Emission Limiting and Performance Standards	62-296.401 through 62-296.404 and 62-296.406 through 62-296.417, F.A.C.	X			Not applicable to the Deerhaven Generating Station emission units.
Reasonably Available Control Technology (RACT) Volatile Organic Compounds (VOC) and Nitrogen Oxides (NO <sub>x</sub> ) Emitting Facilities	62-296.500 through 62-296.516, F.A.C.	X			The Deerhaven Generating Station is not located in an ozone nonattainment area or an ozone air quality maintenance area.



Table 5-B. Summary of FDEP Regulatory Applicability and Corresponding Requirements (Page 19 of 21)  
Deerhaven Generating Station

Regulation	Citation	Not Applicable	Applicable: Facility- Wide	Applicable: Emission Units	Applicable Requirement or Non-Applicability Rationale
Reasonably Available Control Technology (RACT) - Requirements for Major VOC- and NO <sub>x</sub> -Emitting Facilities	62-296.570, F.A.C.	X			The Deerhaven Generating Station is not located in a specified ozone nonattainment area or a specified ozone air quality maintenance area (Broward, Dade and Palm Beach Counties).
Reasonably Available Control Technology (RACT) - Lead	62-296.600 through 62-296.605, F.A.C.	X			The Deerhaven Generating Station is not located in a lead nonattainment area or a lead air quality maintenance area.
Reasonably Available Control Technology (RACT)—Particulate Matter	62-296.700 through 62-296.712, F.A.C.	X			The Deerhaven Generating Station is not located in a PM nonattainment area or a PM air quality maintenance area.
<b>Chapter 62-297, Stationary Sources - Emissions Monitoring</b>					
Purpose and Scope	62-297.100, F.A.C.	X			Contains no applicable requirements.
General Test Requirements	62-297.310, F.A.C.			DH-1 DH-2 DHCT-3	Specifies general compliance test requirements including the number of runs, operating rates, emission rate calculation, applicable test procedures, determination of process variables, required stack sampling facilities, frequency of tests, and content of test reports.
Standards for Visible Emissions Observations	62-297.320(1), F.A.C.			DH-1 DH-2 DHCT-3	Specifies training and certification requirements for persons conducting the opacity of visible emissions.
Compliance Test Methods	62-297.401, F.A.C.		X		List methods to be used for compliance testing.

Table 5-B. Summary of FDEP Regulatory Applicability and Corresponding Requirements (Page 20 of 21)  
Deerhaven Generating Station

Regulation	Citation	Not Applicable	Applicable: Facility-Wide	Applicable: Emission Units	Applicable Requirement or Non-Applicability Rationale
Supplementary Test Procedures	62-297.440, F.A.C.		X		Contains other test procedures adopted by reference.
EPA VOC Capture Efficiency Test Procedures	62-297.450, F.A.C.	X			Not applicable to the Deerhaven Generating Station.
EPA CEMS Performance Specifications	62-297.520(1) and (2), F.A.C.			DH-1	Contains 40 CFR Part 60 performance specifications for opacity and SO <sub>2</sub> continuous emissions monitoring (used for periodic monitoring).
EPA CEMS Performance Specifications	62-297.520(1), (2), and (3) F.A.C.			DH-2	Contains 40 CFR Part 60 performance specifications for opacity, SO <sub>2</sub> , NO <sub>x</sub> , and O <sub>2</sub> and CO <sub>2</sub> continuous emissions monitoring. CEMS meeting 40 CFR Part 75 requirements may be used in lieu of 40 CFR Part 60 requirements.
Exceptions and Approval of Alternate Procedures and Requirements	62-297.620, F.A.C.			DH-1 DH-2 DHCT-3	Exceptions or alternate testing procedures may be requested. <b>(optional future requirement).</b>
<b>Chapter 5I-2, Open Burning Rule</b>					
Definitions	5I-2.003, F.A.C.	X			Contains no applicable requirements.
Open Burning Not Allowed	5I-2.004, F.A.C.		X		Prohibits certain types of open burning.

Table 5-B. Summary of FDEP Regulatory Applicability and Corresponding Requirements (Page 21 of 21)  
Deerhaven Generating Station

Regulation	Citation	Not Applicable	Applicable: Facility- Wide	Applicable: Emission Units	Applicable Requirement or Non-Applicability Rationale
Open Burning Allowed	5I-2.006, F.A.C.		X		Requirements for agricultural, silvicultural, and rural land clearing open burning.

<sup>1</sup> State requirement only; not federally enforceable.

Source: ECT, 2004.

Table 5-B. Summary of FDEP Regulatory Applicability and Corresponding Requirements (Page 21 of 21)  
Deerhaven Generating Station

Regulation	Citation	Not Applicable	Applicable: Facility- Wide	Applicable: Emission Units	Applicable Requirement or Non-Applicability Rationale
Open Burning Allowed	5I-2.006, F.A.C.		X		Requirements for agricultural, silvicultural, and rural land clearing open burning.

DH-1: Unit No. 1, EU 003  
 DH-2: Unit No. 2, EU 005  
 CH-010: Coal Handling, Crushers [Part of EU xxx]  
 DHCT-1: Combustion Turbine No. 1, EU-001  
 DHCT-2: Combustion Turbine No. 2, EU-002  
 DHCT-3: Combustion Turbine No. 3, EU 006

<sup>1</sup> State requirement only; not federally enforceable.

Source: ECT, 2004.

**ATTACHMENT 6**  
**COMPLIANCE REPORT AND PLAN**

**ATTACHMENT 6**

**COMPLIANCE REPORT, PLAN,  
AND CERTIFICATION**

**1. Compliance Report and Plan**

Attachments 5A and 5B to this Title V operation permit renewal application, and Final Title V Permit No. 0010006-002-AV identify the requirements that are applicable to the emission units that comprise this Title V source. Each emissions unit is in compliance, and will continue to comply, with the respective applicable requirements.


The emission units that comprise this Title V source will comply with future-effective applicable requirements on a timely basis.

**2. Proposed Schedule for the Submission of Periodic Compliance Statements Throughout the Permit Term**

Periodic compliance statements are proposed to be submitted on an annual basis within 60 days after the end of each calendar year pursuant to the requirements of FDEP Rule 62-213.440(3)(a)2.a, F.A.C.

**3. Compliance Certification**

I, the undersigned, am the responsible official as defined in Chapter 62-210.200(220), F.A.C., of the Title V source for which this report is being submitted. I hereby certify, based on information and belief formed after reasonable inquiry, that the statements made and data contained in this report are true, accurate, and complete.

  
\_\_\_\_\_  
Randy Casserleigh  
Interim Assistant General Manager— Energy Supply  
and Responsible Official

  
\_\_\_\_\_  
Date

**ATTACHMENT 7**  
**LIST OF EQUIPMENT/ACTIVITIES REGULATED**  
**UNDER TITLE VI**

ATTACHMENT 7

LIST OF EQUIPMENT/ACTIVITIES  
REGULATED UNDER TITLE VI

Deerhaven Generating Station

Unit	Model	C/U Model #	C/U Serial #	Location	Refrigerant Type	Amount (lbs)
Cond 102	Carrier	30GT050600KA	2193F1773	Process Plant	R-22	60

Source: GRU, 2004.



**ATTACHMENT 8**  
**FUEL SPECIFICATIONS**

## ATTACHMENT 8

### FUEL SPECIFICATIONS

#### FUEL SPECIFICATIONS

##### *A. Distillate Fuel Oil*

Parameter	Units	Specification
Heat Content, Min.	Btu/gal	140,000
Sulfur Content, Max.	Weight %	0.05
Fuel Bound Nitrogen	Weight %	0.015
Ash Content, Max.	Weight %	0.05

##### *B. Residual Fuel Oil*

Parameter	Units	Specification
Heat Content, Min.	Btu/gal	150,000
Sulfur Content, Max.	Weight %	1.5
Ash Content, Max.	Weight %	0.05

##### *C. Coal*

Parameter	Units	Specification
Heat Content, Min.	Btu/lb	13,000
Sulfur Content, Max.	lb SO <sub>2</sub> /MMBtu	1.20
Ash Content, Max.	Weight %	10.0
Moisture, Max	Weight %	8.0

##### *D. Used Oil*

Meets specifications of 40 CFR 279.11.

##### *E. Natural Gas*

Per FGT tariff.

**ATTACHMENT 9**  
**DETAILED DESCRIPTION OF CONTROL EQUIPMENT**

## ATTACHMENT 9

### DETAILED DESCRIPTION OF CONTROL EQUIPMENT

#### ELECTROSTATIC PRECIPITATOR

Emission Point ID No.:	DH-2
Manufacturer:	Research-Cottrell
Model No.:	UP-6024
Control Efficiency (%):	99.5
Pressure Drop (in H <sub>2</sub> O), operating:	7
Temperature, operating (°F):	650 - 760
Temperature, design (°F):	800
Inlet Air Flow Rate (acfm):	1,346,000
Collection Plate Area (ft <sup>2</sup> ):	621,837
Plate Cleaning Procedures:	Rappers

**ATTACHMENT 10**  
**PROCEDURES FOR STARTUP AND SHUTDOWN**

## ATTACHMENT 10

### PROCEDURES FOR STARTUP AND SHUTDOWN

#### GENERATING UNITS 1 AND 2 STARTUP

- Ensure all fluid levels are in limits.
- Insure fuel inventory is adequate.
- Ensure all fuel safety systems are in service.
- Ensure all environmental monitoring systems are in service.
- Ensure all valves/switches/breakers are set for startup.
- Establish fire in steam generator.
- Regulate firing rate to raise pressure and temperatures within established limits.
- At approximately 800 psig and saturation temperature +75 degrees Fahrenheit, begin steam admission to turbine.
- Increase turbine speed and firing rate in accordance with established operating limits until turbine speed reaches approximately 3,600 rpm.
- Synchronize generator to power grid and increase generator load to 5 percent.
- Ensure all required systems are in service and operable.
- Increase generator load to desired operating level.

#### GENERATING UNIT SHUTDOWN

- Reduce generator load and reduce pressure and temperature to established levels.
- Open generator breaker(s) to disconnect generator from power grid.
- Reduce fuel flow to minimum and trip fuel.
- Secure all operating and safety systems in accordance with established operating procedures.

## PROCEDURES FOR STARTUP AND SHUTDOWN

### PROCEDURES FOR STARTUP AND SHUTDOWN DEERHAVEN COMBUSTION TURBINE NO. 3

#### STARTUP

Operator checks all alarms from the Alarm Display screen of the Primary Operator Interface Panel of the Mark V Turbine Control System and performs a master reset if required.

Operator selects GAS or LIQUID fuel operation and AUTO synchronization from the Main Display of the Interface Panel.

Operator initiates a start from the Interface Panel by selecting START and EXECUTE.

Turbine electric cranking motor engages and turns the combustion turbine rotor to a speed of approximately 360 RPM at which time the combustors are ignited.

The natural gas or liquid fuel systems deliver a proper amount of fuel to the combustion turbine and in combination with the cranking motor the turbine accelerates to a speed of approximately 2400 RPM at which time the cranking motor disengages.

The fuel system accelerates the turbine to a synchronous speed of 3600 RPM. The generator field is obtained and the generator synchronizes with the power grid.

Operator selects the load at which the generator is to operate and the power output of the generator automatically increases at a rate of 3 MW/min. until it reaches the required load.

When the turbine firing temperature reaches the proper level the WATER INJECTION system engages while firing liquid fuel or the DRY LOW NO<sub>x</sub> system engages while firing natural gas to control NO<sub>x</sub> emissions.

#### SHUTDOWN

Operator selects STOP and EXECUTE from the Main Display of the Interface Panel on the Mark V Control System.

The generator output decreases to zero at a rate of approximately 3 MW/min. at which time the generator breaker opens and disconnects the generator from the grid.

The combustion turbine coasts down to a speed of 0 RPM at which time the ratchetting feature engages to keep the turbine rotor turning while the unit cools down.

**ATTACHMENT 11**  
**COMPLIANCE ASSURANCE MONITORING**



# COMPLIANCE ASSURANCE MONITORING PLAN

Particulate Matter (PM) Emissions from Unit 2  
Gainesville Regional Utilities, Deerhaven Generating Station

---

## INTRODUCTION

In order to be subject to the CAM Rule contained in 40 Code of Federal Regulations (CFR) Part 64, an emission unit must:

1. Be located at a major source that is required to obtain Part 70 or 71 permit per 40 CFR §64.2(a);
2. Be subject to an emission limitation or standard for the applicable pollutant per 40 CFR §64.2(a)(1);
3. Use a control device to achieve compliance per 40 CFR §64.2(a)(2);
4. Have potential pre-control emissions of the applicable regulated pollutant at least 100 percent of the major source threshold amount per 40 CFR §64.2(a)(3) and
5. Not otherwise be exempt from CAM per 40 CFR §64.2(a)(b).

A discussion of CAM applicability for the Deerhaven Generating Station regulated emissions units follows:

### A. Unit 1

Unit 1 (DH-1) is a steam generating boiler that is fired with natural gas and fuel (distillate and residual) oils. DH-1 does not employ any *control devices* as defined 40 CFR §64.1. Accordingly, DH-1 is not subject to the requirements of 40 CFR Part 64.

### B. Unit 2

Unit 2 (DH-2) is a steam generating boiler that that is fired with coal, natural gas, and distillate fuel oils. DH-2 is equipped with an electrostatic precipitator (ESP) to control particulate matter (PM) emissions. DH-2 does not employ any other control devices as defined 40 CFR §64.1. Since DH-2 meets the above criteria for CAM applicability, DH-2 is subject to the requirements of 40 CFR Part 64 with respect to PM.

# COMPLIANCE ASSURANCE MONITORING PLAN

Particulate Matter (PM) Emissions from Unit 2  
Gainesville Regional Utilities, Deerhaven Generating Station

---

## C. Combustion Turbine No. 3

Combustion Turbine No. 3 (DHCT-3) is a simple cycle combustion turbine (CT) fired with natural gas and distillate fuel oil. DHCT-3 employs dry low-NO<sub>x</sub> (DLN) combustors to reduce the formation of NO<sub>x</sub> when firing natural gas. During distillate fuel oil-firing, DHCT-3 uses water injection to reduce the formation of NO<sub>x</sub>.

DLN combustors (used during natural gas-firing) is a combustion design feature and therefore specifically exempt from CAM requirements in accordance with the 40 CFR §64.1 definition of a control device.

Water injection (used during distillate fuel oil-firing) is a pollution prevention technique and a combustion design feature that reduces the formation of NO<sub>x</sub>. This technology clearly does not meet the definition of a control device since it neither destroys nor removes air pollutants prior to discharge to the atmosphere. Rather, it is a pollution prevention technique that reduces the formation of pollutants; i.e., nitrogen oxides (NO<sub>x</sub>).

Wet injection is also considered a passive control measure since, following initial combustion turbine tuning by the vendor, there is no day-to-day intervention by the CT operator; i.e., the control measures operate passively via the CT's operational control instrumentation and software. Re-tuning of a CT is only necessary in the event of major CT component replacement.

In summary, wet injection for CTs is not considered a control device as defined by 40 CFR §64.1 since: (a) it does not destroy nor remove air pollutants but rather is a pollution prevention and combustion design measure, and (b) it is a passive combustion design feature. However, the City of Gainesville, d.b.a. GRU, has recently become aware of an EPA opinion indicating that 40 CFR Part 64 is applicable to water injected CTs.

# COMPLIANCE ASSURANCE MONITORING PLAN

Particulate Matter (PM) Emissions from Unit 2  
Gainesville Regional Utilities, Deerhaven Generating Station

---

## **B. Remaining Regulated Emission Units**

None of the remaining Deerhaven Generating Station regulated emission units are subject to the 40 CFR Part 64 CAM requirements since they do not meet the general applicability criteria of 40 CFR §64.2(a).

In summary, the 40 CFR Part 64 CAM requirements for the Deerhaven Generating Station are applicable to DH-2 for PM emissions and, per an EPA opinion, DHCT-3 for NO<sub>x</sub> during oil-firing.

Please note that due to the late notice GRU received via third parties regarding EPA's October 2003 determination that a CAM plan was required for combustion turbines using water injection while combusting fuel oil, a CAM plan for DHCT-3 is not included in this application. Recall, GRU requested an applicability determination from FDEP on June 10, 2003 regarding this issue. The request was forwarded to EPA and on June 12, 2003 GRU was copied on an E-mail from Mr. Joel Huey (EPA) to Mr. Jonathan Holtom (FDEP), stating that water injection is not a control device as defined under 40 CFR §64.1, when it is used to prevent pollutants from forming as is the case with DHCT-3.

Apparently, on October 9, 2003 Joel Huey notified FDEP via E-mail that EPA had changed its mind and determined that a CAM plan was necessary. On October 10, 2003 FDEP confirmed this position with Mr. Huey and specifically referenced the City of Gainesville. Unfortunately, GRU, the affected party, was never informed of this until June 24, 2004 (and then only via an E-mail to our consultant from a third party) leaving GRU only 5 working days to complete a CAM plan before the Title V application due date (July 5, 2004). Since GRU strongly disagrees with EPA's determination, we will address any applicable CAM requirements after GRU has had time to evaluate its options.

A PM CAM Plan for DH-2 follows this introduction.

# Compliance Assurance Monitoring Plan

## I. Background

### A. Emissions Unit

Description: Steam Electric Generating Unit boiler fired with Coal and Natural Gas  
Identification: Unit 2 - Emissions Unit ID 005  
Facility: GRU - Deerhaven Generating Station  
Facility ID No. 0010006

### B. Applicable Emission Limit and Monitoring Requirements

Emission Limit: PM - 0.10 lb/MMBtu, three-hour average  
Monitoring Requirement: Annual Compliance Test - Method 5

### C. Control Technology

Electrostatic Precipitator (ESP)

## II. Monitoring Approach

### A. Indicator

Opacity will be used as an indicator.

### B. Measurement Approach

Opacity will be measured in the stack with a Continuous Opacity Monitoring System (COMS).

### C. Indicator Range

An excursion is defined as any one-hour average opacity greater than 18%, excluding periods of start-up, shutdown, or malfunction, pursuant to Rule 62-210.700, F.A.C. An excursion will trigger an evaluation of the operation of the boiler and ESP. Corrective action will be taken as necessary. Any excursion will trigger recordkeeping and reporting pursuant to the requirements of 40 CFR 64.9.

D. Performance Criteria

Data Representativeness: Opacity measurements are made in the stack.

Verification of Operational Status: Not Applicable

QA/QC Practices and Criteria: The COMS is automatically calibrated every 24 hours. Calibration information is recorded through a data acquisition and handling system (DAHS). A neutral density filter test is performed quarterly, as well as preventative maintenance; replace filters, clean optics, etc., as prescribed by the manufacturer.

Monitoring Frequency: Opacity is monitored continuously.

Data Collection Procedure: Six-minute averages are recorded by the DAHS. Daily reports with all six-minute averages are generated. One-hour averages are determined every six minutes from the average of the previous ten consecutive six-minutes averages.

III. Justification

A. Background

This facility is a multi-unit electric power generating plant. The pollutant-specific emissions unit is Steam Unit #2 boiler which is fired with coal and natural gas. Particulate emissions are controlled by an electrostatic precipitator.

B. Rationale for Selection of Performance Indicator

Opacity was selected as the performance indicator because it is indicative of the operation of the ESP in a manner necessary to comply with the particulate emissions standard. When the boiler and ESP are operating properly, the opacity measured by the COMS will be significantly below 20%. Any rolling one-hour average of the six-minute average opacities measured that approaches or exceeds 18% is indicative of problems with boiler

operation and/or efficacy of the ESP, therefore opacity is a reasonable indicator of particulate emissions.

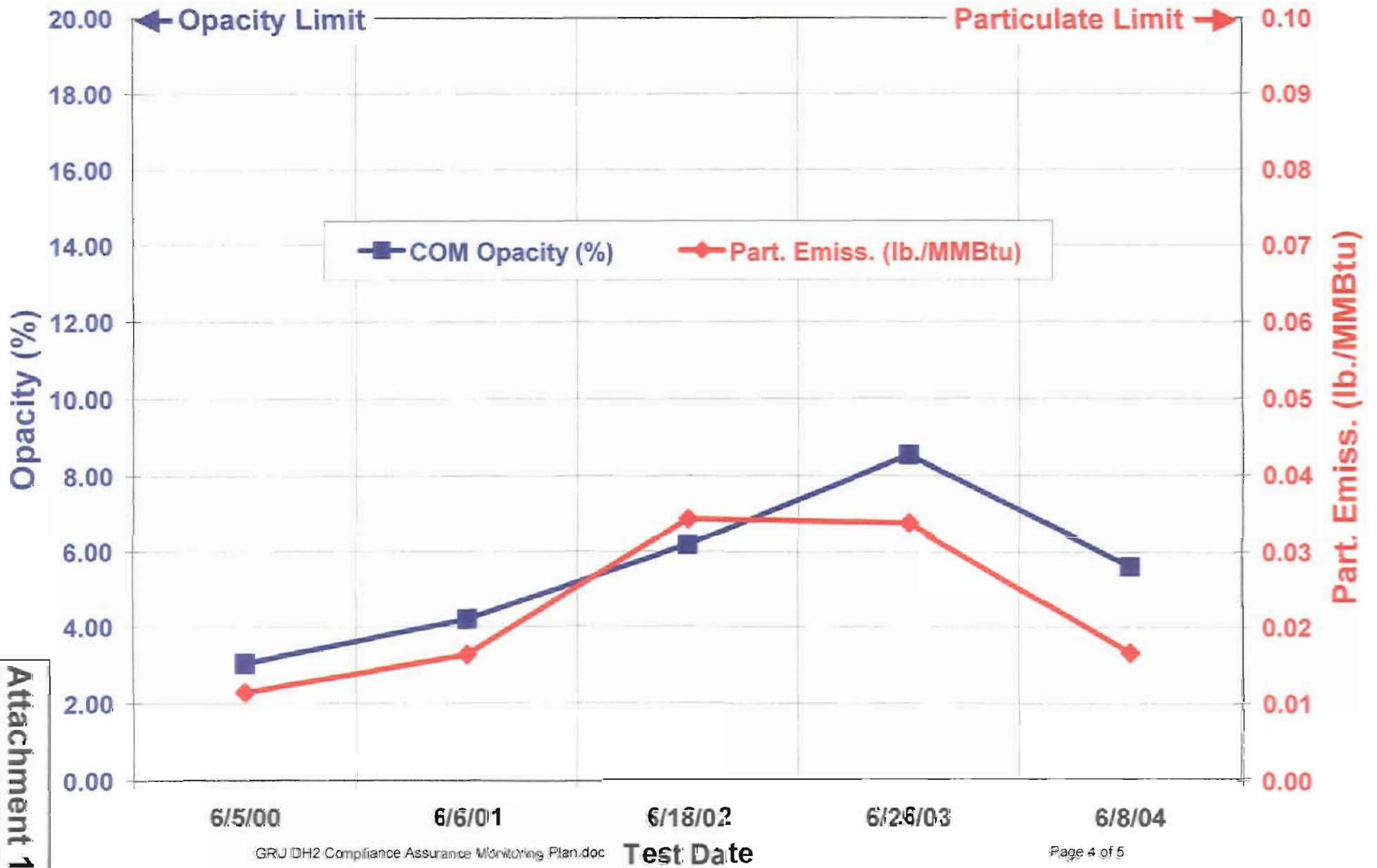
C. Rationale for Selection of Indicator Level

The selected indicator range is a rolling one-hour average of the six-minute average opacities exceeding 18%. When an excursion occurs, the cause of the elevated opacity will be identified in order to determine the appropriate corrective action to be implemented. All excursions will be documented and reported pursuant to the requirements of 40 CFR 64.9. The specific indicator range was selected after an analysis of the last five years of annual compliance testing results (6/5/00, 6/6/01, 6/18/02, 6/26/03, and 6/8/04) and the corresponding COMS opacity readings was performed. Two graphs were generated from these data which are presented as Attachment 1 and Attachment 2.

Attachment 1 displays the COMS opacity and particulate (PM) on the Y-axes and test date on the X-axis. This graph shows clearly that COMS opacity and PM follow each other quite well. Generally, when opacity rises, PM rises and when opacity drops, PM drops. Attachment 2 displays the two data sources plotted against each other. PM is plotted on the Y-axis with opacity plotted on the X-axis. A blue line represents the "best fit" line through the five data points and results in an  $R^2$  value of 0.73. Extrapolating this "best fit" line until it intersects the PM limit of 0.10 lb/MMBtu shows that this particular representation predicts an opacity of about 24% which is in excess of the 20% limit.

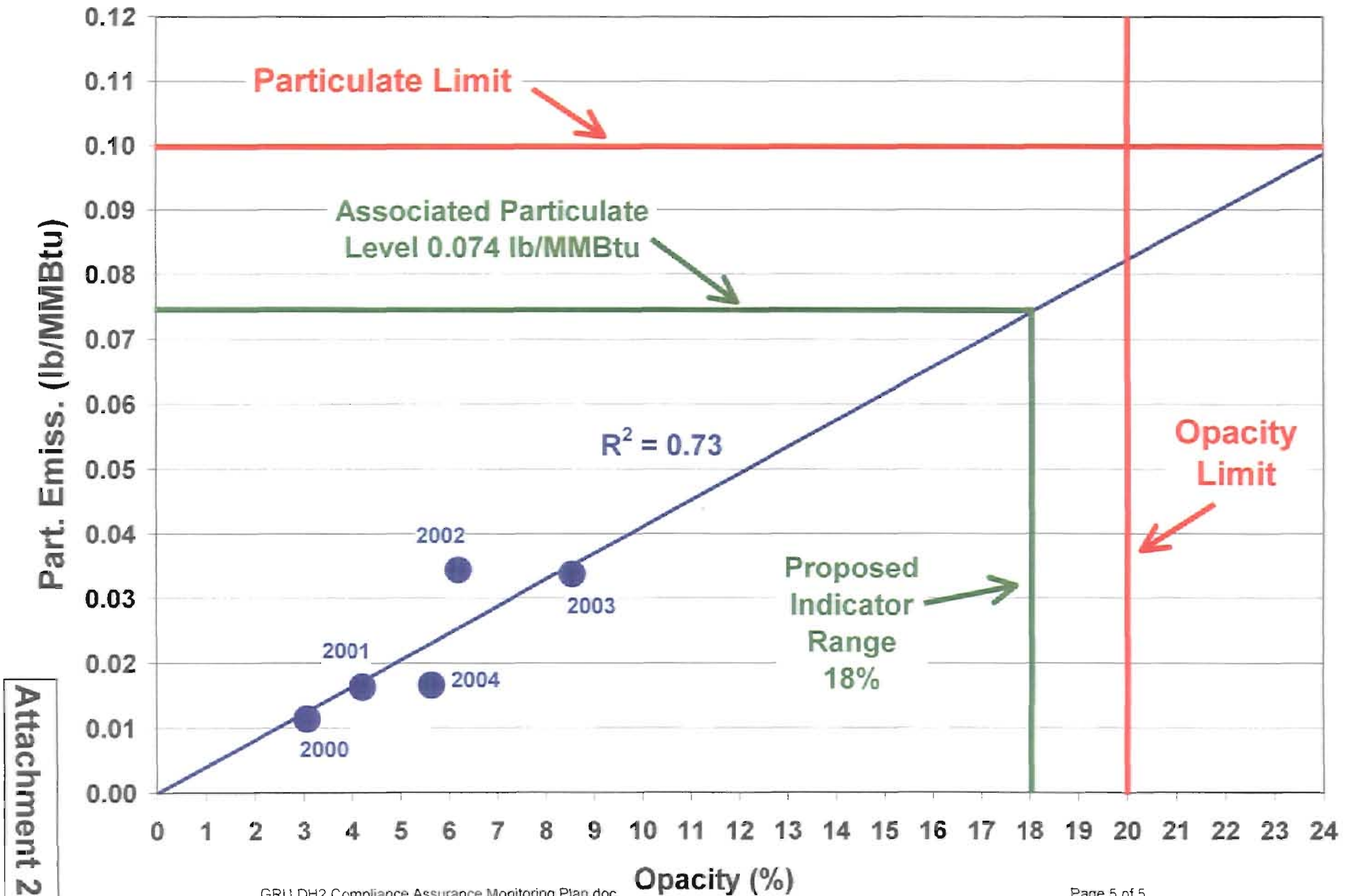
The selected indicator range of a rolling one-hour average of the six-minute average opacities of 18% corresponds to a projected PM rate of 0.074 lb/MMBtu which still is well below the three-hour average limit of 0.10 lb/MMBtu. This level provides a significant amount of "safety factor" for assuring compliance with the PM limit.

# Gainesville Regional Utilities Deerhaven Generating Station Unit 2



Attachment 1

# Gainesville Regional Utilities Deerhaven Generating Station Unit 2



Attachment 2



**ATTACHMENT 12**  
**ALTERNATIVE METHODS OF OPERATION**

ATTACHMENT 12

ALTERNATIVE METHODS OF OPERATION  
DEERHAVEN GENERATING STATION

A. Unit No. 1 - Fossil Fuel Steam Generator

Method No.	Fuel Type	Heat Input Range (MMBtu/hr)	Maximum Operating Hours		
			(Hrs/Dy)	(Dys/Wk)	(Hrs/Yr)
1	Natural Gas	0 - 960	24	7	8,760
2	Residual Fuel Oil including on-spec used oil	0 - 960	24	7	8,760
3	Fuel Oil	0 - 960	24	7	8,760
	Co-Firing:	0 - 960	24	7	8,760
4A	Natural Gas/Residual Fuel oil including on-spec used oil				
4B	Natural Gas/Distillate Fuel Oil				
4C	Natural Gas/Residual Fuel Oil including on-spec used oil/ Distillate Fuel Oil				
4D	Residual Fuel Oil including on-spec used oil/Distillate Fuel Oil				

ATTACHMENT 12

ALTERNATIVE METHODS OF OPERATION  
DEERHAVEN GENERATING STATION  
(Continued, Page 2 of 3)

**B. Unit No. 2 - Fossil Fuel Steam Generator**

Method No.	Fuel Type	Heat Input Range (MMBtu/hr)	Maximum Operating Hours		
			(Hrs/Dy)	(Dys/Wk)	(Hrs/Yr)
1	Natural Gas	0 - 591	24	7	8,760
2	Distillate Fuel Oil	0 - 900	24	7	8,760
3	Coal	0 - 2,428	24	7	8,760
	Co-Firing:	0 - 2,428	24	7	8,760
4A	Coal/Natural Gas				
4B	Coal/ Distillate Fuel Oil				

ATTACHMENT 12

**ALTERNATIVE METHODS OF OPERATION  
DEERHAVEN GENERATING STATION  
(Continued, Page 3 of 3)**

**C. Combustion Turbines No. 1 and 2**

Method No.	Fuel Type	Heat Input Range (MMBtu/hr)	Maximum Operating Hours		
			(Hrs/Dy)	(Dys/Wk)	(Hrs/Yr)
1	Natural Gas	0 - 298	24	7	8,760
2	Distillate Fuel Oil	0 - 279	24	7	8,760
3	Co-Firing: Natural Gas/ Distillate Fuel Oil	0 - 298	24	7	8,760

**D. Combustion Turbine No. 3**

Method No.	Fuel Type	Heat Input Range (MMBtu/hr)	Maximum Operating Hours		
			(Hrs/Dy)	(Dys/Wk)	(Hrs/Yr)
1	Natural Gas	0 - 1,100	24	7	3,900
2	No. 2 Fuel Oil	0 - 1,100	24	7	2,000

**ATTACHMENT 13**  
**ACID RAIN PART APPLICATION**

# Acid Rain Part Application

For more information, see instructions and refer to 40 CFR 72.30 and 72.31 and Chapter 62-214, F.A.C.

This submission is:  New  Revised  Permit Renewal

**STEP 1**

Identify the source by plant name, State, and ORIS code

Plant Name	Deerhaven	State	FL	ORIS Code	663
------------	-----------	-------	----	-----------	-----

**STEP 2**

Enter the unit ID# for every Acid Rain unit at the Acid Rain source in column "a." For new units, enter the requested information in columns "c" and "d."

a Unit ID#	b Unit will hold allowances in accordance with 40 CFR 72.9(c)(1)	c New Units Commence Operation Date	d New Units Monitor Certification Deadline
B1	Yes		
B2	Yes		
CT3	Yes	12/20/95	1/1/96
	Yes		
	Yes		
	Yes		
	Yes		
	Yes		
	Yes		
	Yes		
	Yes		
	Yes		

Plant Name (from Step 1)

**STEP 3**  
Read the standard requirements

Acid Rain Part Requirements

- (1) The designated representative of each Acid Rain source and each Acid Rain unit at the source shall:
  - (i) Submit a complete Acid Rain part application (including a compliance plan) under 40 CFR part 72 and Rules 62-214.320 and 330, F.A.C., in accordance with the deadlines specified in Rule 62-214.320, F.A.C.; and
  - (ii) Submit in a timely manner any supplemental information that the Department determines is necessary in order to review an Acid Rain part application and issue or deny an Acid Rain part;
- (2) The owners and operators of each Acid Rain source and each Acid Rain unit at the source shall:
  - (i) Operate the unit in compliance with a complete Acid Rain part application or a superseding Acid Rain part issued by the Department; and
  - (ii) Have an Acid Rain Part.

Monitoring Requirements

- (1) The owners and operators and, to the extent applicable, designated representative of each Acid Rain source and each Acid Rain unit at the source shall comply with the monitoring requirements as provided in 40 CFR part 75, and Rule 62-214.420, F.A.C.
- (2) The emissions measurements recorded and reported in accordance with 40 CFR part 75 shall be used to determine compliance by the unit with the Acid Rain emissions limitations and emissions reduction requirements for sulfur dioxide and nitrogen oxides under the Acid Rain Program.
- (3) The requirements of 40 CFR part 75 shall not affect the responsibility of the owners and operators to monitor emissions of other pollutants or other emissions characteristics at the unit under other applicable requirements of the Act and other provisions of the operating permit for the source.

Sulfur Dioxide Requirements

- (1) The owners and operators of each source and each Acid Rain unit at the source shall:
  - (i) Hold allowances, as of the allowance transfer deadline, in the unit's compliance subaccount (after deductions under 40 CFR 73.34(c)), or in the compliance subaccount of another Acid Rain unit at the same source to the extent provided in 40 CFR 73.35(b)(3), not less than the total annual emissions of sulfur dioxide for the previous calendar year from the unit; and
  - (ii) Comply with the applicable Acid Rain emissions limitations for sulfur dioxide.
- (2) Each ton of sulfur dioxide emitted in excess of the Acid Rain emissions limitations for sulfur dioxide shall constitute a separate violation of the Act.
- (3) An Acid Rain unit shall be subject to the requirements under paragraph (1) of the sulfur dioxide requirements as follows:
  - (i) Starting January 1, 2000, an Acid Rain unit under 40 CFR 72.6(a)(2); or
  - (ii) Starting on the later of January 1, 2000 or the deadline for monitor certification under 40 CFR part 75, an Acid Rain unit under 40 CFR 72.6(a)(3).
- (4) Allowances shall be held in, deducted from, or transferred among Allowance Tracking System accounts in accordance with the Acid Rain Program.
- (5) An allowance shall not be deducted in order to comply with the requirements under paragraph (1) of the sulfur dioxide requirements prior to the calendar year for which the allowance was allocated.
- (6) An allowance allocated by the Administrator under the Acid Rain Program is a limited authorization to emit sulfur dioxide in accordance with the Acid Rain Program. No provision of the Acid Rain Program, the Acid Rain part application, the Acid Rain part, or an exemption under 40 CFR 72.7 or 72.8 and no provision of law shall be construed to limit the authority of the United States to terminate or limit such authorization.
- (7) An allowance allocated by the Administrator under the Acid Rain Program does not constitute a property right.

Nitrogen Oxides Requirements The owners and operators of the source and each Acid Rain unit at the source shall comply with the applicable Acid Rain emissions limitation for nitrogen oxides.

Excess Emissions Requirements

- (1) The designated representative of an Acid Rain unit that has excess emissions in any calendar year shall submit a proposed offset plan, as required under 40 CFR part 77.
- (2) The owners and operators of an Acid Rain unit that has excess emissions in any calendar year shall:
  - (i) Pay without demand the penalty required, and pay upon demand the interest on that penalty, as required by 40 CFR part 77; and
  - (ii) Comply with the terms of an approved offset plan, as required by 40 CFR part 77.

Recordkeeping and Reporting Requirements.

- (1) Unless otherwise provided, the owners and operators of the source and each Acid Rain unit at the source shall keep on site at the source each of the following documents for a period of 5 years from the date the document is created. This period may be extended for cause, at any time prior to the end of 5 years, in writing by the EPA or the Department:
  - (i) The certificate of representation for the designated representative for the source and each Acid Rain unit at the source and all documents that demonstrate the truth of the statements in the certificate of representation, in accordance with Rule 62-214.350, F.A.C.; provided that the certificate and documents shall be retained on site at the source beyond such 5-year period until such documents are superseded because of the submission of a new certificate of representation changing the designated representative;
  - (ii) All emissions monitoring information, in accordance with 40 CFR part 75, provided that to the extent that 40 CFR part 75 provides for a 3-year period for recordkeeping, the 3-year period shall apply;
  - (iii) Copies of all reports, compliance certifications, and other submissions and all records made or required under the Acid Rain Program; and

Plant Name (from Step 1)

STEP 3, Cont'd.

Recordkeeping and Reporting Requirements (cont)

(iv) Copies of all documents used to complete an Acid Rain part application and any other submission under the Acid Rain Program or to demonstrate compliance with the requirements of the Acid Rain Program.

(2) The designated representative of an Acid Rain source and each Acid Rain unit at the source shall submit the reports and compliance certifications required under the Acid Rain Program, including those under 40 CFR part 72 subpart I and 40 CFR part 75.

Liability.

- (1) Any person who knowingly violates any requirement or prohibition of the Acid Rain Program, a complete Acid Rain part application, an Acid Rain part, or an exemption under 40 CFR 72.7 or 72.8, including any requirement for the payment of any penalty owed to the United States, shall be subject to enforcement pursuant to section 113(c) of the Act.
(2) Any person who knowingly makes a false, material statement in any record, submission, or report under the Acid Rain Program shall be subject to criminal enforcement pursuant to section 113(c) of the Act and 18 U.S.C. 1001.
(3) No permit revision shall excuse any violation of the requirements of the Acid Rain Program that occurs prior to the date that the revision takes effect.
(4) Each Acid Rain source and each Acid Rain unit shall meet the requirements of the Acid Rain Program.
(5) Any provision of the Acid Rain Program that applies to an Acid Rain source (including a provision applicable to the designated representative of an Acid Rain source) shall also apply to the owners and operators of such source and of the Acid Rain units at the source.
(6) Any provision of the Acid Rain Program that applies to an Acid Rain unit (including a provision applicable to the designated representative of an Acid Rain unit) shall also apply to the owners and operators of such unit.
(7) Each violation of a provision of 40 CFR parts 72, 73, 75, 76, 77, and 78 by an Acid Rain source or Acid Rain unit, or by an owner or operator or designated representative of such source or unit, shall be a separate violation of the Act.

Effect on Other Authorities.

No provision of the Acid Rain Program, an Acid Rain part application, an Acid Rain part, or an exemption under 40 CFR 72.7 or 72.8 shall be construed as:

- (1) Except as expressly provided in title IV of the Act, exempting or excluding the owners and operators and, to the extent applicable, the designated representative of an Acid Rain source or Acid Rain unit from compliance with any other provision of the Act, including the provisions of title I of the Act relating to applicable National Ambient Air Quality Standards or State Implementation Plans;
(2) Limiting the number of allowances a unit can hold; provided, that the number of allowances held by the unit shall not affect the source's obligation to comply with any other provisions of the Act;
(3) Requiring a change of any kind in any State law regulating electric utility rates and charges, affecting any State law regarding such State regulation, or limiting such State regulation, including any prudence review requirements under such State law;
(4) Modifying the Federal Power Act or affecting the authority of the Federal Energy Regulatory Commission under the Federal Power Act; or,
(5) Interfering with or impairing any program for competitive bidding for power supply in a State in which such program is established.

STEP 4

Certification

Read the certification statement, sign, and date

I am authorized to make this submission on behalf of the owners and operators of the Acid Rain source or Acid Rain units for which the submission is made. I certify under penalty of law that I have personally examined, and am familiar with, the statements and information submitted in this document and all its attachments. Based on my inquiry of those individuals with primary responsibility for obtaining the information, I certify that the statements and information are to the best of my knowledge and belief true, accurate, and complete. I am aware that there are significant penalties for submitting false statements and information or omitting required statements and information, including the possibility of fine or imprisonment.

Name Randy L. Casserleigh
Signature [Handwritten Signature]
Date 6/21/04



# Florida Department of Environmental Protection

## Phase II NO<sub>x</sub> Compliance Plan

For more information, see instructions and refer to 40 CFR 76.9

This submission is:  New  Revised Permit Renewal Page  of

<b>STEP 1</b> Indicate plant name, state, and ORIS code from NADB, if applicable.	DEERHAVEN Plant Name	FL State	663 ORIS Code
<b>STEP 2</b>	Identify each affected Group 1 and Group 2 boiler using the boiler ID# from NADB, if applicable. Indicate boiler type: "CB" for cell burner, "CY" for cyclone, "DBW" for dry bottom wall-fired, "T" for tangentially fired, "V" for vertically fired, and "WB" for wet bottom. Indicate the compliance option selected for each unit.		

ID#	ID#	ID#	ID#	ID#	ID#
B2					
Type	Type	Type	Type	Type	Type
DBW					

- |   |                                     |                          |                          |                          |                          |                          |
|---|-------------------------------------|--------------------------|--------------------------|--------------------------|--------------------------|--------------------------|
| (a) Standard annual average emission limitation of 0.50 lb/mmBtu (for <u>Phase I</u> dry bottom wall-fired boilers)   | <input checked="" type="checkbox"/> | <input type="checkbox"/> | <input type="checkbox"/> | <input type="checkbox"/> | <input type="checkbox"/> | <input type="checkbox"/> |
| (b) Standard annual average emission limitation of 0.45 lb/mmBtu (for <u>Phase I</u> tangentially fired boilers)  | <input type="checkbox"/>            | <input type="checkbox"/> | <input type="checkbox"/> | <input type="checkbox"/> | <input type="checkbox"/> | <input type="checkbox"/> |
| (c) EPA-approved early election plan under 40 CFR 76.8 through 12/31/07 (also indicate above emission limit specified in plan)  | <input checked="" type="checkbox"/> | <input type="checkbox"/> | <input type="checkbox"/> | <input type="checkbox"/> | <input type="checkbox"/> | <input type="checkbox"/> |
| (d) Standard annual average emission limitation of 0.46 lb/mmBtu (for <u>Phase II</u> dry bottom wall-fired boilers)  | <input type="checkbox"/>            | <input type="checkbox"/> | <input type="checkbox"/> | <input type="checkbox"/> | <input type="checkbox"/> | <input type="checkbox"/> |
| (e) Standard annual average emission limitation of 0.40 lb/mmBtu (for <u>Phase II</u> tangentially fired boilers)   | <input type="checkbox"/>            | <input type="checkbox"/> | <input type="checkbox"/> | <input type="checkbox"/> | <input type="checkbox"/> | <input type="checkbox"/> |
| (f) Standard annual average emission limitation of 0.68 lb/mmBtu (for cell burner boilers)  | <input type="checkbox"/>            | <input type="checkbox"/> | <input type="checkbox"/> | <input type="checkbox"/> | <input type="checkbox"/> | <input type="checkbox"/> |
| (g) Standard annual average emission limitation of 0.86 lb/mmBtu (for cyclone boilers)  | <input type="checkbox"/>            | <input type="checkbox"/> | <input type="checkbox"/> | <input type="checkbox"/> | <input type="checkbox"/> | <input type="checkbox"/> |
| (h) Standard annual average emission limitation of 0.80 lb/mmBtu (for vertically fired boilers)   | <input type="checkbox"/>            | <input type="checkbox"/> | <input type="checkbox"/> | <input type="checkbox"/> | <input type="checkbox"/> | <input type="checkbox"/> |
| (i) Standard annual average emission limitation of 0.84 lb/mmBtu (for wet bottom boilers)   | <input type="checkbox"/>            | <input type="checkbox"/> | <input type="checkbox"/> | <input type="checkbox"/> | <input type="checkbox"/> | <input type="checkbox"/> |
| (j) NO <sub>x</sub> Averaging Plan (include NO <sub>x</sub> Averaging form)   | <input type="checkbox"/>            | <input type="checkbox"/> | <input type="checkbox"/> | <input type="checkbox"/> | <input type="checkbox"/> | <input type="checkbox"/> |
| (k) Common stack pursuant to 40 CFR 75.17(a)(2)(i)(A) (check the standard emission limitation box above for most stringent limitation applicable to any unit utilizing stack) | <input type="checkbox"/>            | <input type="checkbox"/> | <input type="checkbox"/> | <input type="checkbox"/> | <input type="checkbox"/> | <input type="checkbox"/> |

STEP 3, cont'd.

**Certification**

I am authorized to make this submission on behalf of the owners and operators of the affected source or affected units for which the submission is made. I certify under penalty of law that I have personally examined, and am familiar with, the statements and information submitted in this document and all its attachments. Based on my inquiry of those individuals with primary responsibility for obtaining the information, I certify that the statements and information are to the best of my knowledge and belief true, accurate, and complete. I am aware that there are significant penalties for submitting false statements and information or omitting required statements and information, including the possibility of fine or imprisonment.

Name	Randy L. Casserleigh
Signature	
Date	6/25/09



# Certificate of Representation Page 1

For more information, see instructions and refer to 40 CFR 72.24

This submission is: •  New •  Revised (revised submissions must be complete; see instructions)  
Permit Renewal

**STEP 1**  
Identify the source by plant name, State, and ORIS code.

Plant Name	Deerhaven	FL State	663 ORIS Code
------------	-----------	----------	---------------

**STEP 2**  
Enter requested information for the designated representative.

Name		Randy L. Casserleigh	
Address			
Gainesville Regional Utilities P.O. Box 147117, A132 Gainesville, FL 32614-7117			
Phone Number	352-334-3400 x1789	Fax Number	352-334-2786
E-mail address (if available)			
casserleighrl@gru.com			

**STEP 3**  
Enter requested information for the alternate designated representative, if applicable.

Name		Joe W. Shaw, Jr.	
Phone Number	352-334-2600 x6240	Fax Number	352-334-2672
E-mail address (if available)			
shawjw@gru.com			

**STEP 4:** Complete Steps 5 and 6, read the certifications, sign and date.

I certify that I was selected as the designated representative or alternate designated representative, as applicable, by an agreement binding on the owners and operators of the affected source and each affected unit at the source.

I certify that I have given notice of the agreement, selecting me as the 'designated representative' for the affected source and each affected unit at the source identified in this certificate of representation, in a newspaper of general circulation in the area where the source is located or in a State publication designed to give general public notice.

I certify that I have all necessary authority to carry out my duties and responsibilities under the Acid Rain Program on behalf of the owners and operators of the affected source and of each affected unit at the source and that each such owner and operator shall be fully bound by my actions, inactions, or submissions.

I certify that I shall abide by any fiduciary responsibilities imposed by the agreement by which I was selected as designated representative or alternate designated representative, as applicable.

I certify that the owners and operators of the affected source and of each affected unit at the source shall be bound by any order issued to me by the Administrator, the permitting authority, or a court regarding the source or unit.

Where there are multiple holders of a legal or equitable title to, or a leasehold interest in, an affected unit, or where a utility or industrial customer purchases power from an affected unit under life-of-the-unit, firm power contractual arrangements, I certify that:

I have given a written notice of my selection as the designated representative or alternate designated representative, as applicable, and of the agreement by which I was selected to each owner and operator of the affected source and of each affected unit at the source; and

Allowances and the proceeds of transactions involving allowances will be deemed to be held or distributed in proportion to each holder's legal, equitable, leasehold, or contractual reservation or entitlement or, if such multiple holders have expressly provided for a different distribution of allowances by contract, that allowances and the proceeds of transactions involving allowances will be deemed to be held or distributed in accordance with the contract.

The agreement by which I was selected as the alternate designated representative, if applicable, includes a procedure for the owners and operators of the source and affected units at the source to authorize the alternate designated representative to act in lieu of the designated representative.

Plant Name (from Step 1) **Deerhaven**

I am authorized to make this submission on behalf of the owners and operators of the affected source or affected units for which the submission is made. I certify under penalty of law that I have personally examined, and am familiar with, the statements and information submitted in this document and all its attachments. Based on my inquiry of those individuals with primary responsibility for obtaining the information, I certify that the statements and information are to the best of my knowledge and belief true, accurate, and complete. I am aware that there are significant penalties for submitting false statements and information or omitting required statements and information, including the possibility of fine or imprisonment.

Signature (designated representative)	Date <b>6/21/04</b>
Signature (alternate designated representative)	Date <b>6/24/04</b>

**STEP 5**  
Provide the name of every owner and operator of the source and identify each affected unit they own and/or operate.

City of Gainesville, d.b.a Gainesville Regional Utilities					<input checked="" type="checkbox"/> Owner	<input checked="" type="checkbox"/> Operator
ID# B1	ID# B2	ID# CT3	ID#	ID#	ID#	ID#
ID#	ID#	ID#	ID#	ID#	ID#	ID#


Name					<input type="checkbox"/> Owner	<input type="checkbox"/> Operator
ID#	ID#	ID#	ID#	ID#	ID#	ID#
ID#	ID#	ID#	ID#	ID#	ID#	ID#

Name					<input type="checkbox"/> Owner	<input type="checkbox"/> Operator
ID#	ID#	ID#	ID#	ID#	ID#	ID#
ID#	ID#	ID#	ID#	ID#	ID#	ID#

**STEP 6**  
For any new affected units listed at STEP 5 that have not commenced commercial operation, enter the projected date on which the unit is expected to commence commercial operation.

ID#	Projected Commence Commercial Operation Date:
ID#	Projected Commence Commercial Operation Date:
ID#	Projected Commence Commercial Operation Date:
ID#	Projected Commence Commercial Operation Date:

**ATTACHMENT 14**  
**CURRENT TITLE V PERMIT**



Jeb Bush  
Governor

# Department of Environmental Protection

Twin Towers Office Building  
2600 Blair Stone Road  
Tallahassee, Florida 32399-2400

David B. Struhs  
Secretary

## NOTICE OF FINAL PERMIT REVISION

In the Matter of an  
Application for Permit Revision by:

Mr. Randy L. Casserleigh  
Interim Assistant General Manager of Energy  
Supply  
Gainesville Regional Utilities (GRU)  
P.O. Box 147117, Station A134  
Gainesville, Florida 32614-7117

FINAL Permit Revision No. 0010006-002-AV  
**Deerhaven Generating Station**

Enclosed is FINAL Title V Permit Revision Number 0010006-002-AV for the operation of the **Deerhaven Generating Station**, located off U.S. 441 North/SR 20/SR 25, Gainesville, Alachua County, issued pursuant to Chapter 403, Florida Statutes (F.S.).

Any party to this order (permit) has the right to seek judicial review of the permit pursuant to Section 120.68, F.S., by the filing of a Notice of Appeal pursuant to Rule 9.110, Florida Rules of Appellate Procedure, with the Clerk of the Department in the Legal Office; and by filing a copy of the Notice of Appeal accompanied by the applicable filing fees with the appropriate District Court of Appeal. The Notice of Appeal must be filed within 30 (thirty) days from the date this Notice is filed with the Clerk of the permitting authority.

Executed in Tallahassee, Florida.

\_\_\_\_\_  
C. H. Fancy, P.E.  
Chief  
Bureau of Air Regulation

CERTIFICATE OF SERVICE

The undersigned duly designated deputy agency clerk hereby certifies that this NOTICE OF FINAL PERMIT REVISION (including the FINAL permit revision) was sent by certified mail (\*) and copies were mailed by U.S. Mail before the close of business on 6/14/02 to the person(s) listed or as otherwise noted:

Mr. Randy L. Casserleigh\*  
Mr. Thomas W. Davis, P.E., ECT  
Ms. Yolanta E. Jonynas, GRU  
Mr. Chris Kirts, P.E., NED  
Ms. Patricia Reynolds, NED Branch Office  
U.S. EPA, Region 4 (INTERNET E-mail Memorandum)

Clerk Stamp

**FILING AND ACKNOWLEDGMENT FILED**, on this date, pursuant to Section 120.52(7), Florida Statutes, with the designated agency Clerk, receipt of which is hereby acknowledged.

Victoria Gibson June 14, 2002  
(Clerk) (Date)

**FINAL PERMIT DETERMINATION**

**I. Comment(s).**

There were *no comments* received from U.S. EPA Region 4 concerning the PROPOSED version of the permit revision that was posted on the Department's web-site on April 1, 2002.

**II. Conclusion.**

The permitting authority hereby issues the FINAL Title V Permit Revision.



City of Gainesville  
Gainesville Regional Utilities  
Deerhaven Generating Station  
Facility ID No.: 0010006  
Alachua County

FINAL Permit Revision No.: 0010006-002-AV

Permitting Authority:

State of Florida  
Department of Environmental Protection  
Division of Air Resource Management  
Bureau of Air Regulation  
Title V Section  
Mail Station #5505  
2600 Blair Stone Road  
Tallahassee, Florida 32399-2400  
Telephone: 850/488-0114  
Fax: 850/922-6979

Compliance Authority:

Northeast District Office  
7825 Baymeadows Way, Suite 200B  
Jacksonville, FL 32256-7590  
Telephone: 904/448-4300  
Fax: 904/448-4363

Title V Air Operation Permit  
FINAL Permit Revision No.: 0010006-002-AV

TABLE OF CONTENTS

<u>Section</u>	<u>Page Number</u>
Placard Page .....	1
I. Facility Information .....	2
A. Facility Description.	
B. Summary of Emissions Unit ID No(s). and Brief Description(s).	
C. Relevant Documents.	
II. Facility-wide Conditions .....	3
III. Emissions Unit(s) and Conditions	
A. Emission Unit 003, 960 MMBtu/hr Boiler No. 1.....	5
B. Emission Unit 005, 2,428 MMBtu/hr Boiler No. 2.....	14
C. Emission Unit 006, 74 MW Combustion Turbine No. 3.....	24
D. NSPS Common Conditions.....	29
E. NSPS General Conditions.....	34
F. Emission Unit xxx, Coal Handling and Storage Activities.....	39
IV. Acid Rain Part	
A. Acid Rain, Phase II.....	41
B. Acid Rain, Phase I.....	43



# Department of Environmental Protection

Jeb Bush  
Governor

Twin Towers Office Building  
2600 Blair Stone Road  
Tallahassee, Florida 32399-2400

David B. Struhs  
Secretary

**Permittee:**

City of Gainesville, GRU  
P.O. Box 147117, Station A137  
Gainesville, Florida 32614-7117

FINAL Permit Revision No.: 0010006-002-AV

Facility ID No.: 0010006

SIC No.: 49; 4911

Project: Title V Air Operation Permit Revision

This permit revision is for the operation of the City of Gainesville's, Gainesville Regional Utilities (GRU), Deerhaven Generating Station. It includes the Phase I/II NO<sub>x</sub> limitations pursuant to Rule 62-214.360(6), Florida Administrative Code (F.A.C.), in the Title IV Acid Rain Part. This facility is located at 10001 NW 13th Street, Gainesville, Alachua County; UTM Coordinates: Zone 17, 367.70 km East and 3292.60 km North; Latitude: 29° 45' 30" North and Longitude: 82° 23' 13" West.

This Title V air operation permit revision is issued under the provisions of Chapter 403, Florida Statutes (F.S.), and Chapters 62-4, 62-210, 62-213, and 62-214, F.A.C. The above named permittee is hereby authorized to perform the work or operate the facility shown on the application and approved drawing(s), plans, and other documents, attached hereto or on file with the permitting authority, in accordance with the terms and conditions of this permit revision.

**Referenced Attachments made a part of this permit:**

Appendix U-1, List of Unregulated Emissions Units and/or Activities

Appendix I-1, List of Insignificant Emissions Units and/or Activities

APPENDIX TV-3, TITLE V CONDITIONS (version dated 4/30/99)

APPENDIX SS-1, STACK SAMPLING FACILITIES (version dated 10/07/96)

TABLE 297.310-1, CALIBRATION SCHEDULE

FIGURE 1 - SUMMARY REPORT-GASEOUS AND OPACITY EXCESS EMISSION AND MONITORING SYSTEM PERFORMANCE REPORT (version dated 7/96)

BACT Determination dated 04/11/95

Alternate Sampling Procedure: ASP Number 97-B-01, including the Order Correcting the Scrivener's Error dated 7/2/97

Phase II Acid Rain Application/Compliance Plan originally dated 12/22/95, and amended 1/9/96

Phase I Acid Rain permit (NO<sub>x</sub> Early Election) dated 12/13/96


Phase II NO<sub>x</sub> Compliance Plan dated 12/19/97

Effective Date: **January 1, 2000**

Permit Revision Effective Date: **May 26, 2002**

Renewal Application Due Date: **July 5, 2004**

Expiration Date: **December 31, 2004**

*for*   
Howard L. Rhodes, Director  
Division of Air Resource Management

"More Protection, Less Process"

Printed on recycled paper.

**Section I. Facility Information.**

**Subsection A. Facility Description.**

This facility consists of two steam boilers (Nos. 1 and 2); two steam turbines; three simple cycle combustion turbines (CT) designated Nos. 1, 2 and 3; a recirculating cooling water system, storage and handling facilities for coal, brine salt, fly ash and bottom ash; fuel oil storage tanks; water treatment facilities; a railcar maintenance facility; and ancillary support equipment. Boiler No. 1 is fired with natural gas, propane, distillate fuel oils (Nos. 1 or 2), and/or residual fuel oils (Nos. 4, 5, or 6) including on-specification used oil fuel. Boiler No. 2 is fired with coal, natural gas, and/or distillate fuel oils (Nos. 1 or 2). Combustion turbines Nos. 1, 2 and 3 are each fired with natural gas, and/or distillate fuel oils (Nos. 1 or 2). Also, included in this permit are miscellaneous unregulated/insignificant emissions units and/or activities. Based on the initial Title V permit application received June 14, 1996, this facility is a major source of hazardous air pollutants (HAPs).

**Subsection B. Summary of Emissions Unit ID Nos. and Brief Descriptions.**

E.U. ID Nos.	Brief Description
003	960 MMBtu/hr Steam Boiler No. 1
005	2,428 MMBtu/hr Steam Boiler No. 2
006	74 MW (nominal) Simple Cycle Combustion Turbine No. 3
xxx	Coal Handling and Storage Activities

**Unregulated Emissions Units and/or Activities**

E.U. ID No.	Brief Description
xxx	See Appendix U-1, List of Unregulated Emissions Units and/or Activities.

*Please reference the Permit No., Facility ID No., and Appropriate Emissions Unit(s) ID No(s). on all correspondence, test report submittals, Applications, etc.*

**Subsection C. Relevant Documents.**

The documents listed below are not a part of this permit; however, they are specifically related to this permitting action.

These documents are provided to the permittee for information purposes only:

Table 1-1 and Table 1-1A, Summary of Air Pollutant Standards and Terms.

Table 2-1 and Table 2-1A, Summary of Compliance Requirements.

Appendix A-1, Abbreviations, Acronyms, Citations, and Identification Numbers (version dated 2/05/97).

Appendix H-1, Permit History/ID Number Changes.

These documents are on file with the permitting authority:

Initial Title V Permit Application received June 14, 1996.

Phase II Acid Rain Application/Compliance Plan originally dated 12/22/95, and amended 1/9/96.

Phase I Acid Rain permit (NO<sub>x</sub> Early Election) dated 12/13/96.

Phase II NO<sub>x</sub> Compliance Plan dated 12/19/97.

Revised DRAFT Title V Permit clerked 6/17/99.

FINAL Title V Permit issued January 1, 2000.

Application for Permit Revision received November 14, 2001.

## Section II. Facility-wide Conditions.

The following Conditions apply facility-wide:

1. Appendix TV-3, Title V Conditions, is a part of this permit.  
{Permitting note: Appendix TV-3, Title V Conditions, is distributed to the permittee only. Other persons requesting copies of these conditions shall be provided a copy when requested or otherwise appropriate.}
2. **Not federally enforceable.** General Pollutant Emission Limiting Standards. Objectionable Odor Prohibited. No person shall cause, suffer, allow, or permit the discharge of air pollutants which cause or contribute to an objectionable odor.  
[Rule 62-296.320(2), F.A.C.]
3. General Particulate Emission Limiting Standards. General Visible Emissions Standard. Except for emissions units that are subject to a particulate matter or opacity limit set forth or established by rule and reflected by conditions in this permit, no person shall cause, let, permit, suffer or allow to be discharged into the atmosphere the emissions of air pollutants from any activity, the density of which is equal to or greater than that designated as Number 1 on the Ringelmann Chart (20 percent opacity). EPA Method 9 is the method of compliance pursuant to Chapter 62-297, F.A.C.  
[Rules 62-296.320(4)(b)1. & 4., F.A.C.]
4. Prevention of Accidental Releases (Section 112(r) of CAA).
  - a. The permittee shall submit its Risk Management Plan (RMP) to the Chemical Emergency Preparedness and Prevention Office (CEPPO) RMP Reporting Center when, and if, such requirement becomes applicable; and
  - b. The permittee shall submit to the permitting authority Title V certification forms or a compliance schedule in accordance with Rule 62-213.440(2), F.A.C.  
[40 CFR 68]
5. Unregulated Emissions Units and/or Activities. Appendix U-1, List of Unregulated Emissions Units and/or Activities, is a part of this permit.  
[Rule 62-213.440(1), F.A.C.]
6. Insignificant Units and/or Activities. Appendix I-1, List of Insignificant Emissions Units and/or Activities, is a part of this permit.  
[Rules 62-213.440(1), 62-213.430(6) and 62-4.040(1)(b), F.A.C.]
7. General Pollutant Emission Limiting Standards. Volatile Organic Compounds Emissions or Organic Solvents Emissions. The permittee shall allow no person to store, pump, handle, process, load, unload or use in any process or installation, volatile organic compounds or organic solvents without applying known and existing vapor emission control devices or systems deemed necessary and ordered by the Department.  
  
{Permitting Note: The Department has not ordered any control devices or systems under the referenced rule}.  
[Rule 62-296.320(1)(a), F.A.C.]

8. **Not federally enforceable. Reasonable Precautions.** The following techniques shall be used to control unconfined particulate matter emissions on an as needed basis:
- Chemical or water application to unpaved road and unpaved yard and landfill areas;
  - Paving and maintenance of roads, parking areas and yards;
  - Landscaping or planting of vegetation;
  - Confining abrasive blasting where possible and appropriate,  
[Rule 62-296.320(4)(c)2., F.A.C.]

{Note: This condition implements the requirements of Rule 62-296.320(4)(c)1., 3., and 4. F.A.C. (Appendix TV-3, Title V Conditions, Condition No. 57).}

9. When appropriate, any recording, monitoring, or reporting requirements that are time-specific shall be in accordance with the effective date of the permit, which defines day one.  
[Rule 62-213.440, F.A.C.]

10. **Statement of Compliance.** The annual statement of compliance pursuant to Rule 62-213.440(3), F.A.C., shall be submitted within 60 (sixty) days after the end of the calendar year. {See Condition 51., Appendix TV-3, Title V Conditions.}  
[Rule 62-214.420(11), F.A.C.]

11. The permittee shall submit all compliance related notifications and reports required of this permit to the Department's Northeast District office:

Department of Environmental Protection  
Northeast District Office  
7825 Baymeadows Way, Suite 200B  
Jacksonville, FL 32256-7590  
Telephone: 904/448-4300  
Fax: 904/448-4363

12. Any reports, data, notifications, certifications, and requests required to be sent to the United States Environmental Protection Agency, Region 4, should be sent to:

United States Environmental Protection Agency  
Region 4  
Air, Pesticides & Toxics Management Division  
Air & EPCRA Enforcement Branch, Air Enforcement Section  
61 Forsyth Street  
Atlanta, Georgia 30303  
Telephone: 404/562-9155  
Fax: 404/562-9163 or 404/562-9164

13. Except as otherwise provided herein, excess emissions resulting from startup, shutdown, or malfunction of any emissions unit shall be permitted provided that best operational practices to minimize emissions are adhered to and the duration of excess emission shall be minimized but in no case exceed two hours in any 24 hour period unless specifically authorized by the Department for longer duration.  
[Rule 62-210.700(1), F.A.C.]

**Section III. Emissions Unit(s) and Conditions.**

**Subsection A. This section addresses the following emissions unit.**

E.U. ID No.	Brief Description
003	960 MMBtu/hr Steam Boiler - Unit 1

Fossil fuel fired steam generator No. 1 is an 75 megawatt (nominal) steam generator designated as Unit 1. The emissions unit is fired on natural gas, distillate fuel oils (Nos. 1 or 2) and/or residual fuel oils (Nos. 4, 5 or 6), including on-specification used oil fuel. There is no air pollution control device on this emissions unit. The combustion gases exhaust through a single stack of 300 feet. Fossil fuel fired steam generator No. 1 began commercial operation in 1972.

{Permitting note(s): This emissions unit is regulated under Rule 62-296.405, F.A.C., Fossil Fuel Steam Generators with More than 250 million Btu per Hour Heat Input. As required under the Acid Rain Program, the unit has a Continuous Emission Monitoring System (CEMS) for measuring opacity, nitrogen oxides, sulfur dioxide, and carbon dioxide. These monitors are used as indicators of compliance and periodic monitoring.}

**The following Specific Conditions apply to the emissions unit listed above:**

**Essential Potential to Emit (PTE) Parameters**

**A.1. Permitted Capacity.** The maximum operation heat input rates, based on the higher heating value (HHV) of the fuel, are as follows:

E.U. ID No.	Heat Input Rate	Fuel Type
003	960 MMBtu/hr	Natural Gas
	960 MMBtu/hr	Residual Fuel Oils (Nos. 4, 5, or 6), Distillate Fuel Oils (Nos. 1 or 2), propane (for ignition), on-specification used oil
	960 MMBtu/hr	Co-firing any combination of above

[Rules 62-4.160(2), 62-210.200(PTE) and 62-296.405, F.A.C.] .

{Permitting note: The heat input limitations have been placed in each permit to identify the capacity of each emissions unit for purposes of confirming that emissions testing is conducted within 90-100 percent of the emissions unit's rated capacity (or to limit future operation to 110 percent of the test load), to establish appropriate limits and to aid in determining future rule applicability. Regular recordkeeping is not required for heat input. Instead, the owner or operator is expected to determine heat input whenever emission testing is required, in order to demonstrate what percentage of the rated capacity that the unit was tested. Such heat input determinations may be based on measurements of fuel consumption by various methods including but not limited to fuel flow metering or tank drop measurements, using the heating value of the fuel determined by the fuel vendor or the owner or operator, to calculate average hourly heat input during the test. }

**A.2. Emissions Unit Operating Rate Limitation After Testing.** See Specific Condition A.23.  
[Rule 62-297.310(2), F.A.C.].

**A.3. Methods of Operation - Fuels.** The only fuels allowed to be burned are distillate fuel oils (Nos. 1 or 2), residual fuel oils (Nos. 4, 5, or 6), natural gas, propane, and/or on-specification used oil, or any combination

thereof. Used oil containing a PCB concentration equal to or greater than 50 ppm shall *not* be burned. Used oil containing PCBs above the detectable level (2 ppm) cannot be used for startup or shutdown. [Rule 62-213.410, F.A.C.; and 40 CFR 761.20(e)].

A.4. Hours of Operation. This emissions unit may operate continuously, i.e., 8,760 hours/year. [Rule 62-210.200(PTE), F.A.C.]

### Emission Limitations and Standards

{Permitting Note: The attached Table 1-1, Summary of Air Pollutant Standards and Terms, summarizes information for convenience purpose only. This table does not supersede any of the terms or conditions of this permit.}

A.5. Visible Emissions. Visible emissions shall not exceed 20 percent opacity, except for one two-minute period per hour during which opacity shall not exceed 40 percent. Except as otherwise specified in this permit, this emissions unit shall compliance test for particulate matter emissions annually and as otherwise required by Chapter 62-297, F.A.C. See Specific Condition A.29. [Rules 62-296.405(1)(a), F.A.C.]

A.6. Visible Emissions - Soot Blowing and Load Change. Visible emissions shall not exceed 60 percent opacity during the 3-hours in any 24 hour period of excess emissions allowed for boiler cleaning (soot blowing) and load change. Visible emissions above 60% opacity shall be allowed for not more than four, six (6)-minute periods, during the three-hour period of excess emissions allowed by this condition. A load change occurs when the operational capacity of a unit is in the 10 percent to 100 percent capacity range, other than startup or shutdown, which exceeds 10 percent of the unit's rated capacity and which occurs at a rate of 0.5 percent per minute or more. [Rule 62-210.700(3), F.A.C.]

A.7. Particulate Matter - Soot Blowing and Load Change. Particulate matter emissions shall not exceed an average of 0.3 pound per million Btu heat input during the 3-hours in any 24-hour period of excess emissions allowed for boiler cleaning (soot blowing) and load change. [Rule 62-210.700(3), F.A.C.]

A.8. Particulate Matter. Particulate matter emissions shall not exceed 0.1 pound per million Btu heat input, minimum three (3) - hour average, as measured by applicable compliance methods. See Specific Condition A.19. [Rules 62-296.405(1)(b) F.A.C.]

A.9. Sulfur Dioxide. While combusting liquid fuels, sulfur dioxide emissions shall not exceed 2.75 pounds per million Btu heat input, minimum three (3) - hour average, as measured by applicable compliance methods. See Specific Conditions A.20. and A.21. [Rules 62-213.440 and 62-296.405(1)(c)1.j., F.A.C.]

A.10. Sulfur Dioxide - Sulfur Content. The sulfur content of liquid fuels may be used as a surrogate for the sulfur dioxide limitation and shall not exceed 2.5% sulfur, by weight. See Specific Condition A.21. [Rule 62-296.405(1)(e)3., F.A.C and applicant request].

A.11. Used Oil. Burning of on-specification used oil is allowed at this emissions unit in accordance with all other conditions of this permit and the following conditions:

a. On-specification Used Oil Emissions Limitations: This emissions unit is permitted to burn on-specification used oil, which contains a PCB concentration of less than 50 ppm. On-specification used oil is defined as used oil that meets the specifications of 40 CFR 279 - Standards for the Management of Used Oil, listed below. "Off-



specification" used oil shall not be burned. Used oil which fails to comply with any of these specification levels is considered "off-specification" used oil.

CONSTITUENT/PROPERTY	ALLOWABLE LEVEL
Arsenic	5 ppm maximum
Cadmium	2 ppm maximum
Chromium	10 ppm maximum
Lead	100 ppm maximum
Total Halogens	1000 ppm maximum
Flash point	100 degrees F minimum

b. Quantity Limitation: This emissions unit is permitted to burn "on-specification" used oil, not to exceed 1.5 million gallons during any consecutive 12 month period.

c. PCB Limitation: Used oil containing a PCB concentration of 50 or more ppm shall not be burned in this emission unit. Used oil shall not be blended to meet this requirement.

d. Operational Requirements: On-specification used oil with a PCB concentration less than 50 ppm shall be burned only at normal source operating temperatures. On-specification used oil with a PCB concentration above the detectable level (2 ppm) shall not be burned during periods of startup or shutdown.

e. Testing Requirements: The owner or operator shall sample and analyze each batch of used oil to be burned for the following parameters ("batch" means the amount of used oil placed in inventory at one time):

- (1) Arsenic, cadmium, chromium, lead, total halogens, flash point and PCBs.
- (2) Testing (sampling, extraction and analysis) shall be performed using approved methods specified in EPA Publication SW-846 (Test Methods for Evaluating Solid Waste, Physical/Chemical Methods).
- (3) Sulfur content, percent by weight.
- (4) Alternatively, the owner or operator may rely on other analyses or other information to make the determination that the used oil meets the specifications of 40 CFR 279.11. Documentation used to make the determination shall be maintained at the facility.

f. Record Keeping Requirements: The owner or operator shall obtain, make, and keep the following records in a form suitable for inspection at the facility by the Department:

- (1) The gallons of on-specification used oil placed in inventory each month.
- (2) The total gallons of on-specification used oil placed in inventory in the preceding consecutive 12-month period.
- (3) Copies of the analyses or other information required above.  
[40 CFR 279.72, 40 CFR 279.74(b) and 761.20(e)]

g. Reporting Requirements:

The owner or operator shall submit, with the Annual Operating Report form, the analytical results or other information referenced in Specific Condition A.11e(4) and the total amount of on-specification used oil placed in inventory during the previous calendar year. The above record shall be maintained in a form suitable for inspection, retained for a minimum of five years.

[Rules 62-4.070(3) and 62-213.440, F.A.C., 40 CFR 279 and 40 CFR 761, unless otherwise noted.]

### Excess Emissions

A.12. Excess emissions resulting from malfunction shall be permitted provided that best operational practices to minimize emissions are adhered to and the duration of excess emissions shall be minimized but in no case exceed two hours in any 24 hour period unless specifically authorized by the Department for longer duration.  
[Rule 62-210.700(1), F.A.C.]

A.13. Excess emissions resulting from startup or shutdown shall be permitted provided that best operational practices to minimize emissions are adhered to and the duration of excess emissions shall be minimized.  
[Rule 62-210.700(2), F.A.C.]

A.14. Excess emissions which are caused entirely or in part by poor maintenance, poor operation, or any other equipment or process failure which may reasonably be prevented during startup, shutdown or malfunction shall be prohibited.  
[Rule 62-210.700(4), F.A.C.]

### Monitoring of Operations

A.15. **Sulfur Dioxide**. The permittee elected to demonstrate compliance by accepting a liquid fuel sulfur limit that will be verified with a fuel analysis provided by the vendor or the permittee upon each delivery. This protocol is allowed because the emissions unit does not have an operating flue gas desulfurization device. See Specific Conditions A.20. and A.21.  
[Rule 62-296.405(1)(f)1.b., F.A.C.]

A.16. **Determination of Process Variables**.

(a) **Required Equipment**. The owner or operator of an emissions unit for which compliance tests are required shall install, operate, and maintain equipment or instruments necessary to determine process variables, such as process weight input or heat input, when such data are needed in conjunction with emissions data to determine the compliance of the emissions unit with applicable emission limiting standards.

(b) **Accuracy of Equipment**. Equipment or instruments used to directly or indirectly determine process variables, including devices such as belt scales, weight hoppers, flow meters, and tank scales, shall be calibrated and adjusted to indicate the true value of the parameter being measured with sufficient accuracy to allow the applicable process variable to be determined within 10% of its true value.  
[Rule 62-297.310(5), F.A.C.]

### Test Methods And Procedures

{Permitting Note: The attached Table 2-1, Summary of Compliance Requirements, summarizes information for convenience purposes only. This table does not supersede any of the terms or conditions of this permit.}

A.17. **Visible emissions**. The test method for visible emissions shall be DEP Method 9, incorporated in Chapter 62-297, F.A.C. A transmissometer may be used and calibrated according to Rule 62-297.520, F.A.C. See Specific Condition A.18.  
[Rule 62-296.405(1)(e)1., F.A.C.]

A.18. **DEP Method 9**. The provisions of EPA Method 9 (40 CFR 60, Appendix A) are adopted by reference with the following exceptions:

1. EPA Method 9, Section 2.4, Recording Observations. Opacity observations shall be made and recorded by a certified observer at sequential fifteen second intervals during the required period of observation.
2. EPA Method 9, Section 2.5, Data Reduction. For a set of observations to be acceptable, the observer shall have made and recorded, or verified the recording of, at least 90 percent of the possible individual

observations during the required observation period. For single-valued opacity standards (e.g., 20 percent opacity), the test result shall be the highest valid six-minute average for the set of observations taken. For multiple-valued opacity standards (e.g., 20 percent opacity, except that an opacity of 40 percent is permissible for not more than two minutes per hour) opacity shall be computed as follows:

- a. For the basic part of the standard (i.e., 20 percent opacity) the opacity shall be determined as specified above for a single-valued opacity standard.
- b. For the short-term average part of the standard, opacity shall be the highest valid short-term average (i.e., two-minute, three-minute average) for the set of observations taken.

In order to be valid, any required average (i.e., a six-minute or two-minute average) shall be based on all of the valid observations in the sequential subset of observations selected, and the selected subset shall contain at least 90 percent of the observations possible for the required averaging time. Each required average shall be calculated by summing the opacity value of each of the valid observations in the appropriate subset, dividing this sum by the number of valid observations in the subset, and rounding the result to the nearest whole number. The number of missing observations in the subset shall be indicated in parenthesis after the subset average value.

[Rule 62-297.401, F.A.C.]

**A.19. Particulate Matter.** The test methods for particulate emissions shall be EPA Methods 17, 5, 5B, or 5F, incorporated by reference in Chapter 62-297, F.A.C. The minimum sample volume shall be 30 dry standard cubic feet. EPA Method 5 may be used with filter temperature no more than 320 degrees Fahrenheit. For EPA Method 17, stack temperature shall be less than 375 degrees Fahrenheit. EPA Method 3 (with Orsat analysis) or 3A shall be used when the oxygen based F-factor, computed according to EPA Method 19, is used in lieu of heat input. Acetone wash shall be used with EPA Method 5 or 17.

[Rules 62-213.440, 62-296.405(1)(e)2., and 62-297.401, F.A.C.]

**A.20. Sulfur Dioxide.** The test methods for sulfur dioxide emissions shall be EPA Methods 6, 6A, 6B, or 6C, incorporated by reference in Chapter 62-297, F.A.C. Fuel sampling and analysis may be used as an alternate sampling procedure if such a procedure is incorporated into the operation permit for the emissions unit. If the emissions unit obtains an alternate procedure under the provisions of Rule 62-297.620, F.A.C., the procedure shall become a condition of the emissions unit's permit. The Department will retain the authority to require EPA Method 6 or 6C if it has reason to believe that exceedances of the sulfur dioxide emissions limiting standard are occurring. Results of an approved fuel sampling and analysis program shall have the same effect as EPA Method 6 test results for purposes of demonstrating compliance or noncompliance with sulfur dioxide standards. **The permittee may use the EPA test methods, referenced above, to demonstrate compliance; however, as an alternate sampling procedure authorized by permit, the permittee may elect to demonstrate compliance by accepting a liquid fuel sulfur limit that will be verified with a fuel analysis provided by the vendor or the permittee upon delivery.** See Specific Conditions A.15. and A.21.

[Rules 62-213.440, 62-296.405(1)(e)3., 62-296.405(1)(f)1.b. and 62-297.401, F.A.C.]

**A.21.** The fuel sulfur content, percent by weight, for liquid fuels shall be evaluated using either ASTM D2622-92, ASTM D4294-90, ASTM D1552-90, ASTM 4177-82 or both, ASTM D4057-88 and ASTM D129-91, or the latest edition of the above ASTM methods.

[Rules 62-213.440, 62-296.405(1)(e)3., 62-296.405(1)(f)1.b. and 62-297.440, F.A.C.]

**A.22. Required Number of Test Runs.** For mass emission limitations, a compliance test shall consist of three complete and separate determinations of the total air pollutant emission rate through the test section of the stack or duct and three complete and separate determinations of any applicable process variables corresponding to the three distinct time periods during which the stack emission rate was measured provided, however, that three complete and separate determinations shall not be required if the process variables are not subject to variation during a compliance test, or if three determinations are not necessary in order to calculate the unit's emission rate. The three required test runs shall be completed within one consecutive five day period. In the event that a sample is lost or one of the three runs must be discontinued because of circumstances beyond the control of the

owner or operator, and a valid third run cannot be obtained within the five day period allowed for the test, the Secretary or his or her designee may accept the results of the two complete runs as proof of compliance, provided that the arithmetic mean of the results of the two complete runs is at least 20 percent below the allowable emission limiting standards.

[Rule 62-297.310(1), F.A.C.]

**A.23. Operating Rate During Testing.** Testing of emissions shall be conducted with each emissions unit operation at permitted capacity, which is defined as 90 to 100 percent of the maximum operation rate allowed by the permit. If it is impracticable to test at permitted capacity, an emissions unit may be tested at less than the minimum permitted capacity; in this case, subsequent emissions unit operation is limited to 110 percent of the test load until a new test is conducted. Once the emissions unit is so limited, operation at higher capacities is allowed for no more than 15 consecutive days for the purpose of additional compliance testing to regain the authority to operate at the permitted capacity.

[Rules 62-297.310(2) & (2)(b), F.A.C.]

**A.24. Calculation of Emission Rate.** The indicated emission rate or concentration shall be the arithmetic average of the emission rate or concentration determined by each of the three separate test runs unless otherwise specified in a particular test method or applicable rule.

[Rule 62-297.310(3), F.A.C.]

**A.25. Applicable Test Procedures.**

(a) Required Sampling Time.

1. Unless otherwise specified in the applicable rule, the required sampling time for each test run shall be no less than one hour and no greater than four hours, and the sampling time at each sampling point shall be of equal intervals of at least two minutes.

2. Opacity Compliance Tests. When DEP Method 9 is specified as the applicable opacity test method, the required minimum period of observation for a compliance test shall be sixty (60) minutes for emissions units which emit or have the potential to emit 100 tons per year or more of particulate matter, and thirty (30) minutes for emissions units which have potential emissions less than 100 tons per year of particulate matter and are not subject to a multiple-valued opacity standard. The opacity test observation period shall include the period during which the highest opacity emissions can reasonably be expected to occur.

a. The minimum period of observation for a compliance test for Unit 1 is 60 minutes.

Exceptions to these requirements are as follows:

c. The minimum observation period for opacity tests conducted by employees or agents of the Department to verify the day-to-day continuing compliance of a unit or activity with an applicable opacity standard shall be twelve minutes.

(b) Minimum Sample Volume. Unless otherwise specified in the applicable rule, the minimum sample volume per run shall be 25 dry standard cubic feet. See Specific Condition A.19.

(c) Required Flow Rate Range. For EPA Method 5 particulate sampling, acid mist/sulfur dioxide, and fluoride sampling which uses Greenburg Smith type impingers, the sampling nozzle and sampling time shall be selected such that the average sampling rate will be between 0.5 and 1.0 actual cubic feet per minute, and the required minimum sampling volume will be obtained.

(d) Calibration of Sampling Equipment. Calibration of the sampling train equipment shall be conducted in accordance with the schedule shown in Table 297.310-1 (attached).

(e) Allowed Modification to EPA Method 5. When EPA Method 5 is required, the following modification is allowed: the heated filter may be separated from the impingers by a flexible tube.  
[Rule 62-297.310(4), F.A.C.]

**A.26. Required Stack Sampling Facilities**. When a mass emissions stack test is required, the permittee shall comply with the requirements contained in Appendix SS-1, Stack Sampling Facilities, attached to this permit.  
[Rule 62-297.310(6), F.A.C.]

**A.27. Frequency of Compliance Tests**. The following provisions apply only to those emissions units that are subject to an emissions limiting standard for which compliance testing is required.

(a) General Compliance Testing.

2. For excess emission limitations for particulate matter specified in Rule 62-210.700, F.A.C., a compliance test shall be conducted annually while the emissions unit is operating under soot blowing conditions in each federal fiscal year during which soot blowing is part of normal emissions unit operation, except that such test shall not be required in any federal fiscal year in which a fossil fuel steam generator does not burn liquid fuel for more than 400 hours other than during startup.

3. The owner or operator of an emissions unit that is subject to any emission limiting standard shall conduct a compliance test that demonstrates compliance with the applicable emission limiting standard prior to obtaining a renewed operation permit. Emissions units that are required to conduct an annual compliance test may submit the most recent annual compliance test to satisfy the requirements of this provision. In renewing an air operation permit pursuant to Rule 62-210.300(2)(a)3.b., c., or d., F.A.C., the Department shall not require submission of emission compliance test results for any emissions unit that, during the year prior to renewal:

a. Did not operate; or

b. In the case of a fuel burning emissions unit, burned liquid fuel for a total of no more than 400 hours. See Specific Condition A.29.

4. During each federal fiscal year (October 1 - September 30), unless otherwise specified by rule, order, or permit, the owner or operator of each emissions unit shall have a formal compliance test conducted for:

a. Visible emissions, if there is an applicable standard; See Specific Condition A.28.

b. Each of the following pollutants, if there is an applicable standard, and if the emissions unit emits or has the potential to emit: 5 tons per year or more of lead or lead compounds measured as elemental lead; 30 tons per year or more of acrylonitrile; or 100 tons per year or more of any other regulated air pollutant. See Specific Condition A.29.

5. An annual compliance test for particulate matter emissions shall not be required for any fuel burning emissions unit that, in a federal fiscal year, does not burn liquid and/or solid fuel, other than during startup, for a total of more than 400 hours. See Specific Condition A.29.

9. The owner or operator shall notify the Department's Northeast District office at least 15 days prior to the date on which each formal compliance test is to begin, of the date, time, and place of each such test, and the test contact person who will be responsible for coordinating and having such test conducted for the owner or operator.

(b) Special Compliance Tests. When the Department's Northeast District office, after investigation, has good reason (such as complaints, increased visible emissions or questionable maintenance of control equipment) to believe that any applicable emission standard contained in a Department rule or in a permit issued pursuant to those rules is being violated, it may require the owner or operator of the emissions unit to conduct compliance tests which identify the nature and quantity of pollutant emissions from the emissions unit and to provide a report on the results of said tests to the Department's Northeast District office.

(c) Waiver of Compliance Test Requirements. If the owner or operator of an emissions unit that is subject to a compliance test requirement demonstrates to the Department, pursuant to the procedure established in Rule 62-297.620, F.A.C., that the compliance of the emissions unit with an applicable weight emission limiting standard can be adequately determined by means other than the designated test procedure, such as specifying a surrogate standard of no visible emissions for particulate matter sources equipped with a bag house or specifying a fuel

analysis for sulfur dioxide emissions, the Department shall waive the compliance test requirements for such emissions units and order that the alternate means of determining compliance be used, provided, however, the provisions of Rule 62-297.310(7)(b), F.A.C., shall apply.  
[Rule 62-297.310(7), F.A.C., and, SIP approved]

A.28. By this permit, annual emissions compliance testing for visible emissions is not required for this emissions unit while burning:

- a. only gaseous fuel(s)
- b. gaseous fuel(s) in combination with any amount of liquid fuel(s), other than during startup, for no more than 400 hours per year; or
- c. only liquid fuel(s), other than during startup, for no more than 400 hours per year.

[Rule 62-297.310(7)(a)4., F.A.C.]

A.29. Annual and permit renewal compliance testing for particulate matter emissions is not required for this emissions unit while burning:

- a. only gaseous fuel(s); or
- b. gaseous fuel(s) in combination with any amount of liquid fuel(s), other than during startup, for no more than 400 hours per year; or
- c. only liquid fuel(s), other than during startup, for no more than 400 hours per year.

[Rules 62-297.310(7)(a)3. & 5., F.A.C.; and, ASP Number 97-B-01.]

#### **Record keeping and Reporting Requirements**

A.30. In the case of excess emissions resulting from malfunctions, each owner or operator shall notify the Department's Northeast District Office in accordance with Rule 62-4.130, F.A.C. A full written report on the malfunctions shall be submitted in a quarterly report, if requested by the Department. See Appendix TV-3, Title V Conditions, Condition No. 9.

[Rule 62-210.700(6), F.A.C.]

A.31. Submit to the Northeast District Office a written report of emissions in excess of emission limiting standards as set forth in Rule 62-296.405(1), F.A.C., for each calendar quarter. The nature and cause of the excess emissions shall be explained. This report does not relieve the owner or operator of the legal liability for violations. All recorded data shall be maintained on file by the Source for a period of five years.

[Rules 62-213.440 and 62-296.405(1)(g), F.A.C.]

#### **A.32. Test Reports.**

(a) The owner or operator of an emissions unit for which a compliance test is required shall file a report with the Northeast District Office on the results of each such test.  
(b) The required test report shall be filed with the Northeast District Office as soon as practical but no later than 45 days after the last sampling run of each test is completed.  
(c) The test report shall provide sufficient detail on the emissions unit tested and the test procedures used to allow the Department to determine if the test was properly conducted and the test results properly computed. As a minimum, the test report, other than for an EPA or DEP Method 9 test, shall provide the following information:

1. The type, location, and designation of the emissions unit tested.
2. The facility at which the emissions unit is located.
3. The owner or operator of the emissions unit.
4. The normal type and amount of fuels used and materials processed, and the types and amounts of fuels used and material processed during each test run.
5. The means, raw data and computations used to determine the amount of fuels used and materials processed, if necessary to determine compliance with an applicable emission limiting standard.

6. The type of air pollution control devices installed on the emissions unit, their general condition, their normal operating parameters (pressure drops, total operating current and GPM scrubber water), and their operating parameters during each test run.
7. A sketch of the duct within 8 stack diameters upstream and 2 stack diameters downstream of the sampling ports, including the distance to any upstream and downstream bends or other flow disturbances.
8. The date, starting time and duration of each sampling run.
9. The test procedures used, including any alternative procedures authorized pursuant to Rule 62-297.620, F.A.C. Where optional procedures are authorized in this chapter, indicate which option was used.
10. The number of points sampled and configuration and location of the sampling plane.
11. For each sampling point for each run, the dry gas meter reading, velocity head, pressure drop across the stack, temperatures, average meter temperatures and sample time per point.
12. The type, manufacturer and configuration of the sampling equipment used.
13. Data related to the required calibration of the test equipment.
14. Data on the identification, processing and weights of all filters used.
15. Data on the types and amounts of any chemical solutions used.
16. Data on the amount of pollutant collected from each sampling probe, the filters, and the impingers, are reported separately for the compliance test.
17. The names of individuals who furnished the process variable data, conducted the test, analyzed the samples and prepared the report.
18. All measured and calculated data required to be determined by each applicable test procedure for each run.
19. The detailed calculations for one run that relate the collected data to the calculated emission rate.
20. The applicable emission standard, and the resulting maximum allowable emission rate for the emissions unit, plus the test result in the same form and unit of measure.
21. A certification that, to the knowledge of the owner or his authorized agent, all data submitted are true and correct. When a compliance test is conducted for the Department or its agent, the person who conducts the test shall provide the certification with respect to the test procedures used. The owner or his authorized agent shall certify that all data required and provided to the person conducting the test are true and correct to his knowledge.

[Rules 62-213.440 and 62-297.310(8), F.A.C.]

### **Periodic Monitoring**

A.33. Opacity and sulfur dioxide CEMs will be used for purposes of periodic monitoring.  
[Rule 62-213.440, F.A.C.]

**Subsection B. This section addresses the following emissions unit.**

E.U. ID No.	Brief Description
005	2,428 MMBtu/hr Steam Boiler - Unit 2

Fossil fuel fired steam generator No. 2 is rated at 251 MW (nominal) and is capable of burning coal, natural gas, and/or distillate fuel oils (Nos. 1 or 2), with emissions exhausted through a 350 ft. stack. This generator is a dry bottom wall-fired boiler. Particulate matter emissions are controlled by an electrostatic precipitator. Sulfur dioxide emissions are minimized through the use of low-sulfur coal. Fossil fuel fired steam generator No. 2 began commercial operation in 1981.

{Permitting note(s): This emissions unit is regulated under Acid Rain, Phase I (NO<sub>x</sub> Early Election) and Phase II; Rule 62-210.300, F.A.C., Permits Required; and 40 CFR 60 Subpart D, Standards of Performance for Fossil-Fuel-Fired Steam Generators for Which Construction Is Commenced After August 17, 1971. As required under the Acid Rain Program, the unit is equipped with a Continuous Emission Monitoring System for measuring opacity, sulfur dioxide (SO<sub>2</sub>), nitrogen oxides (NO<sub>x</sub>) and carbon dioxide (CO<sub>2</sub>). The NO<sub>x</sub> and opacity monitors are also required pursuant to the New Source Performance Standards; the SO<sub>2</sub> monitor is also required under the Conditions of Certification. These monitors are used as indicators of compliance.}

**The following specific conditions apply to the emissions units listed above:**

{Permitting note: In addition to the requirements listed below, this emissions unit is also subject to the standards and requirements contained in the Acid Rain Part of this permit (see Section IV).}

**Essential Potential to Emit (PTE) Parameters**

**B.1. Permitted Capacity.** The maximum operation heat input rates, based on the higher heating value (HHV) of the fuels, are as follows:

E.U. ID No.	MMBtu/hr Heat Input	Fuel Type
005	591	Natural Gas
	900	Distillate Fuel Oils (Nos. 1 or 2)
	2,428	Coal
	2,428	Co-firing any combination of the above

[Rules 62-4.160(2) and 62-210.200(PTE), F.A.C.]

{Permitting note: The heat input limitations have been placed in each permit to identify the capacity of each unit for the purposes of confirming that emissions testing is conducted within 90 to 100 percent of the unit's rated capacity (or to limit future operation to 110 percent of the test load), to establish appropriate emission limits and to aid in determining future rule applicability. Regular recordkeeping is not required for heat input. Instead, the owner or operator is expected to determine heat input whenever emission testing is required, in order to demonstrate what percentage of the rated capacity that the unit was tested. Such heat input determinations may be based on measurements of fuel consumption by various methods including but not limited to fuel flow metering or tank drop measurements, using the heating value of the fuel determined by the fuel vendor or the owner or operator, to calculate average hourly heat input during the test. }



**B.2. Emissions Unit Operating Rate Limitation After Testing.** See Specific Condition **B.9.**  
[Rule 62-297.310(2), F.A.C.].

**B.3. Methods of Operation. Fuels.** The only fuel(s) allowed to be burned are coal, natural gas, and/or distillate fuel oils (Nos. 1 or 2). Fuels may be co-fired in any combination.  
[Rule 62-213.410, F.A.C.; PA 74-04]

### **Emission Limitations and Standards**

**B.4. Pursuant to 40 CFR 60.42 Standard For Particulate Matter.**

(a) No owner or operator shall cause to be discharged into the atmosphere from any affected facility any gases which:

(1) Contain particulate matter in excess of 43 nanograms per joule heat input (0.10 lb per million Btu), minimum three (3)-hour average, derived from fossil fuel.

(2) Exhibit greater than 20 percent opacity except for one six-minute period per hour of not more than 27 percent opacity.

[40 CFR 60.42(a)(1) & (2)]

**B.5. Pursuant to 40 CFR 60.43 Standard For Sulfur Dioxide.**

(a) No owner or operator shall cause to be discharged into the atmosphere from any affected facility any gases which contain sulfur dioxide in excess of:

(1) 340 nanograms per joule heat input (0.80 lb per million Btu), minimum three (3)-hour average, derived from liquid fossil fuel.

(2) 520 nanograms per joule heat input (1.2 lb per million Btu), minimum three (3)-hour average, derived from solid fossil fuel.

(b) When different fuels are burned simultaneously in any combination, the applicable standard (in ng/J) shall be determined by proration using the following formula:

$$PS_{SO_2} = [y(340)+z(520)]/(y+z)$$

Where:

$PS_{SO_2}$  is the prorated standard for sulfur dioxide when burning different fuels simultaneously, in nanograms per joule heat input derived from all fossil fuels fired,

y is the percentage of total heat input derived from liquid fossil fuel, and

z is the percentage of total heat input derived from solid fossil fuel.

(c) Compliance shall be based on the total heat input from all fossil fuels burned, including gaseous fuels.

[40 CFR 60.43(a), (b), & (c)]

**B.6. Flue Gas Desulfurization Equipment Requirement** Prior to installation of any FGD (flue gas desulfurization) equipment, plans and specifications for such equipment shall be submitted to the Department for review and approval.

[Power Plant Certification PA 74-04]

**B.7. Pursuant to 40 CFR 60.44 Standard For Nitrogen Oxides.**

(a) On and after the date on which the performance test required to be conducted by 40 CFR 60.8 is completed, no owner or operator subject to the provisions of 40 CFR 60, Subpart D, shall cause to be discharged into the atmosphere from any affected facility any gases which contain nitrogen oxides, expressed as NO<sub>2</sub> in excess of:

- (1) 86 nanograms per joule heat input (0.20 lb per million Btu), minimum three (3)-hour average, derived from gaseous fossil fuel.
  - (2) 129 nanograms per joule heat input (0.30 lb per million Btu), minimum three (3)-hour average, derived from liquid fossil fuel.
  - (3) 300 nanograms per joule heat input (0.70 lb per million Btu), minimum three (3)-hour average, derived from solid fossil fuel.
- (b) When different fossil fuels are burned simultaneously in any combination, the applicable standard (in ng/J) is determined by proration using the following formula:

$$PS_{NO_x} = (86x + 130y + 300z)/(x+y+z)$$

In lb/MMBtu the formula is:

$$PS_{NO_x} = (0.20x + 0.30y + 0.70z)/(x+y+z)$$

Where:

PS<sub>NO<sub>x</sub></sub> is the prorated standard for nitrogen oxides when burning different fuels simultaneously, in nanograms per joule or lb/MMBtu, heat input derived from all fossil fuels fired;

x = the percentage of total heat input derived from gaseous fossil fuel;

y = the percentage of total heat input derived from liquid fossil fuel; and

z = the percentage of total heat input derived from solid fossil fuel (except lignite)

[40 CFR 60.44(a) & (b)]

**Test Methods and Procedures**

**B.8. Pursuant to 40 CFR 60.46 Test methods and Procedures.**

(a) In conducting the performance tests required in 40 CFR 60.8, the owner or operator shall use as reference methods and procedures the test methods in Appendix A of 40 CFR 60 or other methods and procedures as specified in 40 CFR 60.46 [this Specific Condition], except as provided in 40 CFR 60.8(b) [Specific Condition E.2.]. Acceptable alternative methods and procedures are given in 40 CFR 60.46(d) [Specific Condition B.8.(d)].

(b) The owner or operator shall determine compliance with the particulate matter, SO<sub>2</sub>, and NO<sub>x</sub> standards in 40 CFR 60.42, 60.43, and 60.44 [Specific Conditions B.4, 5 and 7] as follows:

(1) The emission rate (E) of particulate matter, SO<sub>2</sub>, or NO<sub>x</sub> shall be computed for each test run using the following equation [or the procedure specified in Specific Condition B.8.(d)(1)]:

$$E = C F_d (20.9)/(20.9 - \% O_2)$$

E = emission rate of pollutant, ng/J (lb/million Btu).

C = concentration of pollutant, ng/dscm (lb/dscf).

% O<sub>2</sub> = oxygen concentration, percent dry basis.

F<sub>d</sub> = factor as determined from Method 19.

(2) Method 5 shall be used to determine the particulate matter concentration (C) at affected facilities without wet flue-gas-desulfurization (FGD) systems and Method 5B shall be used to determine the particulate matter concentration (C) after FGD systems. [Alternatively Method 17 may be used pursuant to Condition B.8.(d)(2).]

(i) The sampling time and sample volume for each run shall be at least 60 minutes and 0.85 dscm (30 dscf). The probe and filter holder heating systems in the sampling train may be set to provide a gas temperature no greater than  $160 \pm 14$  °C ( $320 \pm 25$  °F).

(ii) The emission rate correction factor, integrated or grab sampling and analysis procedure of Method 3B shall be used to determine the O<sub>2</sub> concentration (%O<sub>2</sub>). The O<sub>2</sub> sample shall be obtained simultaneously with, and at the same traverse points as, the particulate sample. If the grab sampling procedure is used, the O<sub>2</sub> concentration for the run shall be the arithmetic mean of all the individual O<sub>2</sub> sample concentrations at each traverse point.

(iii) If the particulate run has more than 12 traverse points, the O<sub>2</sub> traverse points may be reduced to 12 provided that Method 1 is used to locate the 12 O<sub>2</sub> traverse points.

(3) Method 9 and the procedures in 40 CFR 60.11 [Condition E.3.] shall be used to determine opacity except as otherwise allowed under Condition E.3.(e)(5).

(4) Method 6 [or the methods specified in Condition B.8.(d)(3)] shall be used to determine the SO<sub>2</sub> concentration.

(i) The sampling site shall be the same as that selected for the particulate sample. The sampling location in the duct shall be at the centroid of the cross section or at a point no closer to the walls than 1 m (3.28 ft). The sampling time and sample volume for each sample run shall be at least 20 minutes and 0.020 dscm (0.71 dscf). Two samples shall be taken during a 1-hour period, with each sample taken within a 30-minute interval.

(ii) The emission rate correction factor, integrated sampling and analysis procedure of Method 3B shall be used to determine the O<sub>2</sub> concentration (%O<sub>2</sub>). The O<sub>2</sub> sample shall be taken simultaneously with, and at the same point as, the SO<sub>2</sub> sample. The SO<sub>2</sub> emission rate shall be computed for each pair of SO<sub>2</sub> and O<sub>2</sub> samples. The SO<sub>2</sub> emission rate (E) for each run shall be the arithmetic mean of the results of the two pairs of samples.

(5) Method 7 [or the methods specified in Condition B.8.(d)(5)] shall be used to determine the NO<sub>X</sub> concentration.

(i) The sampling site and location shall be the same as for the SO<sub>2</sub> sample. Each run shall consist of four grab samples, with each sample taken at about 15-minute intervals.

(ii) For each NO<sub>X</sub> sample, the emission rate correction factor, grab sampling and analysis procedure of Method 3B [or Method 3A per Condition B.8.(d)(7)] shall be used to determine the O<sub>2</sub> concentration (%O<sub>2</sub>). The sample shall be taken simultaneously with, and at the same point as, the NO<sub>X</sub> sample.

(iii) The NO<sub>X</sub> emission rate shall be computed for each pair of NO<sub>X</sub> and O<sub>2</sub> samples. The NO<sub>X</sub> emission rate (E) for each run shall be the arithmetic mean of the results of the four pairs of samples.

(c) When combinations of fossil fuels are fired, the owner or operator (in order to compute the prorated standard as shown in 40 CFR 60.43(b) and 60.44(b) [Conditions B.5 and B.7.] shall determine the percentage (w, x, y, or z) of the total heat input derived from each type of fuel as follows:

(1) The heat input rate of each fuel shall be determined by multiplying the gross calorific value of each fuel fired by the rate of each fuel burned.

(2) ASTM Methods D 2015-77 (solid fuels), D 240-76 (liquid fuels), or D 1826-77 (gaseous fuels) or the latest edition,(s) (incorporated by reference-see 40 CFR 60.17) shall be used to determine the gross calorific values of the fuels.

(3) Suitable methods shall be used to determine the rate of each fuel burned during each test period, and a material balance over the steam generating system shall be used to confirm the rate.

(d) The owner or operator may use the following as alternatives to the reference methods and procedures in this section [Condition B.8.] or in other section [conditions] as specified:

(1) The emission rate (E) of particulate matter, SO<sub>2</sub> and NO<sub>X</sub> may be determined by using the Fc factor, provided that the following procedure is used:

(i) The emission rate (E) shall be computed using the following equation:

$$E = C F_c (100 / \%CO_2)$$

where:

E = emission rate of pollutant, ng/J (lb/million Btu).

C = concentration of pollutant, ng/dscm (lb/dscf).

%CO<sub>2</sub> = carbon dioxide concentration, percent dry basis.

F<sub>C</sub> = factor as determined in appropriate sections of Method 19.

(ii) If and only if the average F<sub>C</sub> factor in Method 19 is used to calculate E and either E is from 0.97 to 1.00 of the emission standard or the relative accuracy of a continuous emission monitoring system is from 17 to 20 percent, then three runs of Method 3B [or Method 3A pursuant to Condition **B.8.(d)(7)**] shall be used to determine the O<sub>2</sub> and CO<sub>2</sub> concentration according to the procedures in 40 CFR 60.46(b) (2)(ii), (4)(ii) or (5)(ii) [Condition **B.8.(b)**]. Then if F<sub>O</sub> (average of three runs), as calculated from the equation in Method 3B [or Method 3A pursuant to Condition D.9.(d)(7)], is more than ± 3 percent than the average F<sub>O</sub> value, as determined from the average values of F<sub>d</sub> and F<sub>C</sub> in Method 19, i.e.,  $F_{Oa} = 0.209 (F_{da} / F_{Ca})$ , then the following procedure shall be followed:

(A) When F<sub>O</sub> is less than 0.97 F<sub>Oa</sub>, then E shall be increased by that proportion under 0.97 F<sub>Oa</sub>, e.g., if F<sub>O</sub> is 0.95 F<sub>Oa</sub>, E shall be increased by 2 percent. This recalculated value shall be used to determine compliance with the emission standard.

(B) When F<sub>O</sub> is less than 0.97 F<sub>Oa</sub> and when the average difference ( $\bar{d}$ ) between the continuous monitor minus the reference methods is negative, then E shall be increased by that proportion under 0.97 F<sub>Oa</sub>, e.g., if F<sub>O</sub> is 0.95 F<sub>Oa</sub>, E shall be increased by 2 percent. This recalculated value shall be used to determine compliance with the relative accuracy specification.

(C) When F<sub>O</sub> is greater than 1.03 F<sub>Oa</sub> and when  $\bar{d}$  is positive, then E shall be decreased by that proportion over 1.03 F<sub>Oa</sub>, e.g., if F<sub>O</sub> is 1.05 F<sub>Oa</sub>, E shall be decreased by 2 percent. This recalculated value shall be used to determine compliance with the relative accuracy specification.

(2) For Method 5 or 5B, Method 17 may be used at facilities with or without wet FGD systems if the stack gas temperature at the sampling location does not exceed an average temperature of 160 °C (320 °F). The procedures of sections 2.1 and 2.3 of Method 5B may be used with Method 17 only if it is used after wet FGD systems. Method 17 shall not be used after wet FGD systems if the effluent gas is saturated or laden with water droplets.

(3) Particulate matter and SO<sub>2</sub> may be determined simultaneously with the Method 5 train provided that the following changes are made:

(i) The filter and impinger apparatus in sections 2.1.5 and 2.1.6 of Method 8 is used in place of the condenser (section 2.1.7) of Method 5.

(ii) All applicable procedures in Method 8 for the determination of SO<sub>2</sub> (including moisture) are used:

(4) For Method 6, Method 6C may be used. Method 6A may also be used whenever Methods 6 and 3B data are specified to determine the SO<sub>2</sub> emission rate, under the conditions in 40 CFR 60.46 (d)(1) [Condition **B.8.**].

(5) For Method 7, Method 7A, 7C, 7D, or 7E may be used. If Method 7C, 7D, or 7E is used, the sampling time for each run shall be at least 1 hour and the integrated sampling approach shall be used to determine the O<sub>2</sub> concentration (%O<sub>2</sub>) for the emission rate correction factor.

(6) For Method 3, Method 3A or 3B may be used.

(7) For Method 3B, Method 3A may be used.

[40 CFR 60.46(a), (b), (c) & (d)]

**B.9. Operating Rate During Testing.** Testing of emissions shall be conducted with each emissions unit operation at permitted capacity, which is defined as 90 to 100 percent of the maximum operation rate allowed by the permit. If it is impracticable to test at permitted capacity, an emissions unit may be tested at less than the minimum permitted capacity; in this case, subsequent emissions unit operation is limited to 110 percent of the test load until a new test is conducted. Once the emissions unit is so limited, operation at higher capacities is allowed for no more than 15 consecutive days for the purpose of additional compliance testing to regain the authority to operate at the permitted capacity.

[Rules 62-297.310(2) & (2)(b), F.A.C.]

**Monitoring of Operations**

**B.10. Record Fuel Input.** The owner or operator shall maintain a daily log of fuels used and copies of fuel analyses containing information on sulfur content, ash content and heating values to facilitate calculations of emissions. Stack monitoring, fuel usage and fuel analyses data shall be reported to the Department on a quarterly basis in accordance with 40 CFR 60.7. See Specific Condition **E.1**. Such monitoring shall include amounts of distillate (Nos. 1 or 2) fuel oil and natural gas used for start up or flame stabilization.  
[Power Plant Certification PA 74-04]

**B.11. Annual Tests Required - PM, VE, SO<sub>2</sub> and NO<sub>x</sub>.** Except as provided in Specific Conditions **D.5** through **D.7** of this permit, emission testing for particulate matter, visible emissions, sulfur dioxide and nitrogen oxides shall be performed annually.  
[Rules 62-4.070(3) and 62-213.440, F.A.C.; Power Plant Certification PA 74-04]

**B.12. Pursuant to 40 CFR 60.45 Emission and Fuel Monitoring.**

(a) Each owner or operator shall install, calibrate, maintain, and operate continuous monitoring systems for measuring the opacity of emissions, sulfur dioxide emissions, nitrogen oxides emissions, and either oxygen or carbon dioxide except as provided in 40 CFR 60.45(b) [Specific Condition **B.12.(b)**]. A continuous emission monitoring system ("CEMS") installed and operated in accordance with 40 CFR 75 may be used to meet the monitoring requirements of 40 CFR 60 (specified herein).

(b) Not applicable.

(c) For performance evaluations under 40 CFR 60.13(c) [Specific Condition **E.5.(c)**] and calibration checks under 40 CFR-60.13 (d) [Specific Condition **E.5.(d)**], the following procedures shall be used:

(1) Methods 6, 7, and 3B, as applicable, shall be used for the performance evaluations of sulfur dioxide and nitrogen oxides continuous monitoring systems. Acceptable alternative methods for Methods 6, 7, and 3B are given in 40 CFR 60.46(d) [Specific Condition **B.8**].

(2) Sulfur dioxide or nitric oxide, as applicable, shall be used for preparing calibration gas mixtures under Performance Specification 2 of Appendix B to 40 CFR 60 [incorporated by reference].

(3) For affected facilities burning fossil fuel(s), the span value for a continuous monitoring system measuring the opacity of emissions shall be 80, 90, or 100 percent and for a continuous monitoring system measuring sulfur oxides or nitrogen oxides the span value shall be determined as follows except as otherwise specified in 40 CFR 75:

[In parts per million]

Fossil fuel	Span value for sulfur dioxide	Span value for nitrogen oxides
Gas	{1}	500
Liquid	1,000	500
Solid	1,500	1000
Combinations	$1,000y + 1,500z$	$500(x+y)+1,000z$

{1} Not applicable.

where:

x = the fraction of total heat input derived from gaseous fossil fuel, and

y = the fraction of total heat input derived from liquid fossil fuel, and

z = the fraction of total heat input derived from solid fossil fuel.

(4) All span values computed under 40 CFR 60.45 (c)(3) [Specific Condition B.12.] for burning combinations of fossil fuels shall be rounded to the nearest 500 ppm except as otherwise specified in 40 CFR 75.

(d) [Reserved]

(e) For any continuous monitoring system installed under 40 CFR 60.45 (a), [Specific Condition B.12.] the following conversion procedures shall be used to convert the continuous monitoring data into units of the applicable standards (ng/J, lb/million Btu):

(1) When a continuous monitoring system for measuring oxygen is selected, the measurement of the pollutant concentration and oxygen concentration shall each be on a consistent basis (wet or dry). Alternative procedures approved by the Administrator shall be used when measurements are on a wet basis. When measurements are on a dry basis, the following conversion procedure shall be used except as otherwise provided under 40 CFR 75:

$$E = CF[20.9/(20.9\text{-percent } O_2)]$$

where:

E, C, F, and % O<sub>2</sub> are determined under 40 CFR 60.45(f). [Specific Condition B.12.(f)]

(2) When a continuous monitoring system for measuring carbon dioxide is selected, the measurement of the pollutant concentration and carbon dioxide concentration shall each be on a consistent basis (wet or dry) and the following conversion procedure shall be used except as otherwise provided under 40 CFR 75:

$$E = CF_c [100/\text{percent } CO_2]$$

where:

E, C, F<sub>c</sub> and % CO<sub>2</sub> are determined under 40 CFR 60.45(f) [Specific Condition B.12.(f)].

(f) The values used in the equations under 40 CFR 60.45 (e)(1) and (2) [Specific Condition B.12.] are derived as follows:

(1) E = pollutant emissions, ng/J (lb/million Btu).

(2) C = pollutant concentration, ng/dscm (lb/dscf), determined by multiplying the average concentration (ppm) for each one-hour period by  $4.15 \times 10^4$  M ng/dscm per ppm ( $2.59 \times 10^{-9}$  M lb/dscf per ppm) where M = pollutant molecular weight, g/g-mole (lb/lb-mole). M = 64.07 for sulfur dioxide and 46.01 for nitrogen oxides.

(3) % O<sub>2</sub>, %CO<sub>2</sub> = oxygen or carbon dioxide volume (expressed as percent), determined with equipment specified under 40 CFR 60.45 (a). [Specific Condition B.12.].

(4) F, F<sub>c</sub> = a factor representing a ratio of the volume of dry flue gases generated to the calorific value of the fuel combusted (F), and a factor representing a ratio of the volume of carbon dioxide generated to the calorific value of the fuel combusted (F<sub>c</sub>), respectively. Values of F and F<sub>c</sub> are given as follows, except as otherwise provided in 40 CFR 75:

(i) Not applicable.

(ii) For *subbituminous and bituminous coal* as classified according to ASTM D388-77 (incorporated by reference-see 40 CFR 60.17),  $F = 2.637 \times 10^{-7}$  dscm/J (9,820 dscf/million Btu) and  $F_c = 0.486 \times 10^{-7}$  scm CO<sub>2</sub> /J (1,810 scf CO<sub>2</sub> /million Btu).

(iii) For *liquid fossil fuels* (Nos. 1 and 2),  $F = 2.476 \times 10^{-7}$  dscm/J (9,220 dscf/million Btu) and  $F_c = 0.384 \times 10^{-7}$  scm CO<sub>2</sub> /J (1,430 scf CO<sub>2</sub> /million Btu).

(iv) For *gaseous fossil fuels*,  $F = 2.347 \times 10^{-7}$  dscm/J (8,740 dscf/million Btu). For natural gas, propane, and butane fuels,  $F_c = 0.279 \times 10^{-7}$  scm CO<sub>2</sub> /J (1,040 scf CO<sub>2</sub> /million Btu) for natural gas,  $0.322 \times 10^{-7}$  scm CO<sub>2</sub> /J (1,200 scf CO<sub>2</sub> /million Btu) for propane, and  $0.338 \times 10^{-7}$  scm CO<sub>2</sub> /J (1,260 scf CO<sub>2</sub> /million Btu) for butane.

(5) The owner or operator may use the following equation to determine an F factor (dscm/J or dscf/million Btu) on a dry basis (if it is desired to calculate F on a wet basis, consult the Administrator) or F<sub>c</sub> factor (scm CO<sub>2</sub> /J, or scf CO<sub>2</sub> /million Btu) on either basis in lieu of the F or F<sub>c</sub> factors specified in 40 CFR 60.45 (f)(4) [Specific Condition B.12.].

$$F = 10^{-6} [227.2(\text{pct.H}) + 95.5(\text{pct.C}) + 35.6(\text{pct.S}) + 8.7(\text{pct.N}) - 28.7(\text{pct.O})] / \text{GCV}$$

$$F_c = \frac{2.0 \times 10^{-5} (\text{pct. C})}{\text{GCV}}$$

(SI units)

$$F = 10^6 \frac{3.64(\%H) + 1.53(\%C) + 0.57(\%S) + 0.14(\%N) - 0.46(\%O)}{\text{GCV}}$$

(English units)

$$F_c = \frac{20.0(\%C)}{\text{GCV}}$$

(SI units)

$$F_c = \frac{321 \times 10^3 (\%C)}{\text{GCV}}$$

(English units)

(i) H, C, S, N, and O are content by weight of hydrogen, carbon, sulfur, nitrogen, and oxygen (expressed as percent), respectively, as determined on the same basis as GCV by ultimate analysis of the fuel fired, using ASTM method D3178-74 or D3176 (solid fuels) or computed from results using ASTM method D1137-53(75), D1945-64(76), or D1946-77 (gaseous fuels) as applicable. (These five methods are incorporated by reference-see 40 CFR 60.17.)

(ii) GCV is the gross calorific value (kJ/kg, Btu/lb) of the fuel combusted determined by the ASTM test methods D2015-77 for solid fuels and D1826-77 for gaseous fuels as applicable. (These two methods are incorporated by reference-see 40 CFR 60.17.)

(6) For affected facilities firing *combinations of fossil fuels*, the F or F<sub>C</sub> factors determined by paragraphs 40 CFR 60.45 (f)(4) or (f)(5) [Specific Conditions B.12.(f)(4) or (f)(5)]. shall be prorated in accordance with the applicable formula as follows:

$$F = \sum_{i=1}^n X_i F_i \quad \text{or} \quad F_C = \sum_{i=1}^n X_i (F_C)_i$$

where:

X<sub>i</sub> = the fraction of total heat input derived from each type of fuel (e.g. natural gas, bituminous coal, wood residue, etc.)

F<sub>i</sub> or (F<sub>C</sub>)<sub>i</sub> = the applicable F or F<sub>C</sub> factor for each fuel type determined in accordance with paragraphs (f)(4) and (f)(5) of this section.

n = the number of fuels being burned in combination.

#### Excess Emission Reports.

(g) Excess emission and monitoring system performance ("MSP") reports shall be submitted to the Administrator semiannually for each six-month period in the calendar year. All semiannual reports shall be postmarked by the 30th day following the end of each six-month period. Excess emission reports may be submitted on a quarterly basis at the permittee's discretion. Each excess emission and MSP report shall include the information required in 40 CFR 60.7(c) [Specific Condition E.1.]. Periods of excess emissions and monitoring systems (MS) downtime that shall be reported are defined as follows:

(1) Opacity. Excess emissions are defined as any six-minute period during which the average opacity of emissions exceeds 20 percent opacity, except that one six-minute average per hour of up to 27 percent opacity need not be reported.

(2) Sulfur dioxide. Excess emissions for affected facilities are defined as:

(i) Any three-hour period during which the average emissions (arithmetic average of three contiguous one-hour periods) of sulfur dioxide as measured by a continuous monitoring system exceed the applicable standard under 40 CFR 60.43 [Specific Condition B.5.].

(3) Nitrogen oxides. Excess emissions for affected facilities using a continuous monitoring system for measuring nitrogen oxides are defined as any three-hour period during which the average emissions (arithmetic average of three contiguous one-hour periods) exceed the applicable standards under 40 CFR 60.44 [Specific Condition B.7.].

[40 CFR 60.45(g)]

Pursuant to 40 CFR 60.13 (h) [Specific Condition E.5.(h)], 1-hour averages of SO<sub>2</sub> and NO<sub>x</sub> shall be computed from four (4) or more data points equally spaced over each 1-hour period.

#### Other NSPS Subpart D Conditions

**B.13.** Pursuant to 40 CFR 60.41 Definitions. As used in this Subsection of the permit, the definitions in 40 CFR 60.41 apply, as well as additional definitions under Subpart A of 40 CFR 60.



**Common Conditions**

**B.14.** This emissions unit is also subject to Specific Conditions **D.1.** through **D.14.** contained in **Subsection D. NSPS Common Conditions.**

**B.15.** This emissions unit is also subject to Specific Conditions **E.1.** through **E.6.** contained in **Subsection E. NSPS General Conditions.**

**Subsection C. This section addresses the following emissions unit.**

E.U. ID No.	Brief Description
006	Combustion Turbine No. 3

Simple Cycle Combustion Turbine No. 3, DHCT3, is rated at 74 MW (nominal), 990.6 MMBtu/hr for distillate fuel oils (Nos. 1 or 2) and 971.1 MMBtu/hr for natural gas, with emissions exhausted through a 52 ft. stack. Emissions are controlled by dry low-NO<sub>x</sub> combustors when firing natural gas, and by water injection when firing fuel oil. The combustion turbine began commercial operation in 1996.

{Permitting notes: This emissions unit is regulated under Acid Rain, Phase II; Rule 62-210.300, F.A.C., Permits Required; and 40 CFR 60, Subpart GG, Standards of Performance for New Stationary Gas Turbines. This unit underwent a BACT Determination dated April 11, 1995. BACT limits were incorporated into the PSD permit, No. PSD-FL-212, and Power Plant Conditions of Certification (PPCC), PA 74-04. These limitations are more stringent than the NSPS sulfur dioxide and nitrogen oxides limitations and thus assure compliance with 40 CFR 60.332, 60.333 and 60.334. As required under the Acid Rain Program, the unit has a continuous emission monitoring system ("CEMS") for SO<sub>2</sub>, NO<sub>x</sub>, and carbon dioxide. The NO<sub>x</sub> CEMS is used in lieu of the water/fuel monitoring and fuel bound nitrogen (FBN) monitoring, which are required in accordance with 40 CFR 60, Subpart GG, and which are used as indicators of compliance with the NO<sub>x</sub> standard specified in the subpart. Since the NO<sub>x</sub> emission standard from Subpart GG is more than twice the BACT standard, monitoring for emissions in excess of the BACT limits using the NO<sub>x</sub> CEMS is more stringent and thus assures compliance with 40 CFR 60.334 and 60.335.}

**The following Specific Conditions apply to the emissions unit listed above:**

**Essential Potential to Emit (PTE) Parameters**

**C.1. Permitted Capacity.** The maximum operation heat input rates, based on the higher heating values of the fuel, are as follows:

E.U. ID No.	MMBtu/hr Heat Input	Fuel Type
006	971.1*	Natural Gas
	990.6*	Distillate Fuel Oils (Nos. 1 or 2)

\* Based on 100% load, 101.3 kilopascals pressure, 288 Kelvin and 60% relative humidity (ISO standard day conditions).

[Rules 62-4.160(2) and 62-210.200(PTE), F.A.C.; PA 74-04 and PSD-FL-212]

{Permitting note: Heat input will vary depending on ambient conditions and the DHCT3 characteristics.}

{Permitting note: The heat input limitations have been placed in each permit to identify the capacity of each emissions unit for purposes of confirming that emissions testing is conducted within 95-100 percent of the emissions unit's rated capacity (or to limit future operation to 105 percent of the test load), to establish appropriate limits and to aid in determining future rule applicability. The owner or operator is expected to determine heat input whenever emission testing is required, in order to demonstrate what percentage of the rated capacity that the unit was tested. Such heat input determinations may be based on measurements of fuel consumption by various methods including but not limited to fuel flow metering or tank drop measurements, using the heating value of the fuel determined by the fuel vendor or the owner or operator, to calculate average hourly heat input during the test. }

C.2. Emissions Unit Operating Rate Limitation After Testing. See Specific Condition C.9.  
[Rule 62-297.310(2), F.A.C.]

C.3. Methods of Operation - Fuels. Only natural gas and/or distillate fuel oils (Nos. 1 or 2) shall be fired in the combustion turbine. Fuels may be co-fired.  
[Rule 62-213.410, F.A.C.]

**Emission Limitations and Standards**

C.4. Visible Emissions. Visible emissions shall not exceed 10% opacity when firing natural gas or fuel oil.  
[PA 74-04 and PSD-FL-212]

C.5. Sulfur Dioxide - Sulfur Content. The distillate fuel oil sulfur content shall not exceed 0.05 percent, by weight. See Specific Condition C.11.  
[Rules 62-4.070(3) and 62-213.440, F.A.C.; PA 74-04 and PSD-FL-212; and, Applicant's Request]

C.6. Allowable Emissions. The maximum allowable emissions from the DHCT3, when firing natural gas or distillate fuel oils (Nos. 1 or 2), in accordance with the BACT determination, and at 95 - 100% percent load based on the manufacturer's curves submitted to the DEP, shall not exceed the following limits except during periods of start up, shutdown, load changing, fuel switching and malfunction pursuant to Rule 62-204.800(7), F.A.C., and the BACT analysis.

Pollutant	Fuel	BACT Standard	Lbs/Hr	TPY
NO <sub>x</sub> *	Gas	15 ppmvd @ 15% Oxygen	58	113(a)
	Oil	42 ppmvd @ 15% Oxygen	184	184(b)
			Combined (c)	239
PM <sub>10</sub>	Gas	Good combustion; VE shall not exceed 10% opacity	7(d)	14(a)(d)
	Oil	Good combustion of low sulfur fuel oil, max. 0.05% sulfur, by weight; VE shall not exceed 10% opacity	15(d)	15(b)(d)
		Good combustion; low sulfur fuel oil, max. 0.05% sulfur, by weight; VE shall not exceed 10% opacity	Combined (c)	22
SO <sub>2</sub>	Gas	Good combustion	29(d)	57(a)(d)
	Oil	Good combustion of low sulfur fuel oil; max. 0.05% sulfur content, by weight	53(d)	53(b)(d)
			Combined(c)	81
H <sub>2</sub> SO <sub>4</sub> Mist	Gas	Good combustion	3(d)	6(a)(d)
	Oil	Good combustion of low sulfur fuel oil; max. 0.05% sulfur content, by weight	6(d) Combined(c)	6(b)(d) 9

\*These values will be calculated using F factors.

- (a) Based on a maximum of 3900 hours of operation with natural gas firing.
- (b) Based on a maximum of 2000 hours of operation with fuel oil firing.
- (c) Based on 1900 hours natural gas firing and 2000 hours of operation with fuel oil firing.
- (d) Compliance shall be demonstrated through combustion of pipeline natural gas and fuel oil sulfur analysis.  
[PA 74-04 and PSD-FL-212]

### Test Methods and Procedures

C.7. Annual Compliance Tests. Except as otherwise provided in Specific Condition D.7. of this permit, emission testing for visible emissions and nitrogen oxides shall be performed annually in accordance with Specific Condition C.9., with the fuel(s) used for more than 400 hours in the preceding 12-month period. Tests shall be conducted using the following EPA reference methods in accordance with 40 CFR 60, Appendix A:

- a. Method 9 for VE;
- b. Method 20 for NOx.

[Rules 62-4.070(3) and 62-213.440, F.A.C.; PA 74-04 and PSD-FL-212]

C.8. Testing for SO<sub>2</sub>, PM<sub>10</sub>, H<sub>2</sub>SO<sub>4</sub>. Notwithstanding the requirements of Rule 62-297.340, F.A.C., the exclusive use of fuel oil with a maximum sulfur content limit of 0.05% or less, by weight, is the method for determining compliance for SO<sub>2</sub>, H<sub>2</sub>SO<sub>4</sub> (sulfuric acid or SAM) mist, and PM<sub>10</sub>. There is no suitable method for the testing of PM<sub>10</sub> from this type of emissions unit, and the SO<sub>2</sub> and H<sub>2</sub>SO<sub>4</sub> emissions are clearly limited by the sulfur content of the fuel. Compliance with the SO<sub>2</sub> and sulfuric acid mist emission limits shall be determined by fuel oil analysis using the ASTMs listed in Specific Condition C.11. for the sulfur content of liquid fuels.

[Rules 62-4.070(3) and 62-213.440, F.A.C.; PA 74-04 and PSD-FL-212]

C.9. Operating Rate During Testing and Additional Test Requirements. Test results shall be the average of three valid runs. Testing of emissions shall be conducted with the emissions unit operating at permitted capacity, which is defined as 95-100 percent of the maximum heat input rate allowed by this permit, achievable for the average ambient air temperature during the test (with 100 percent represented by a curve depicting heat input (based on the high heating value of the fuel) vs. ambient temperature). If it is impracticable to test at permitted capacity, the emissions unit may be tested at less than permitted capacity. In such cases, subsequent operation is limited by adjusting downward the entire heat input vs. inlet temperature curve by the increment equal to the difference between the maximum permitted heat input value (corrected for ambient air temperature) and 105 percent of the value reached during the test until a new test is conducted. Once the emissions unit is so limited, operation at higher capacities is allowed for no more than 15 consecutive days for the purpose of additional compliance testing to regain the authority to operate at the permitted capacity. Data, curves, and calculations necessary to demonstrate the heat input rate correction at both design and test conditions shall be submitted to the Department with the compliance test report. The fuel feed rates and the high heating value of the fuels shall be established during the initial and annual compliance tests.

[PA 74-04 and PSD-FL-212]

C.10. Sulfur Dioxide - Sulfur Content. The permittee shall demonstrate compliance with the *liquid fuel* sulfur limit by fuel sampling and analysis. See Specific Conditions C.5, C.8, C.11, and C.18. The permittee shall demonstrate compliance with the *gaseous fuel* sulfur limit via record keeping. See Specific Condition C.16.

[Rules 62-4.070(3) and 62-213.440, F.A.C.]

**C.11. Fuel Sampling & Analysis.** The following fuel oil sampling and analysis program in accordance with the fuel sampling and analysis requirements of 40 CFR 75, Appendix D shall be used to demonstrate compliance with Specific Conditions C.5., C.6., and C.8.:

- a. Determine and record the fuel sulfur content, percent by weight, for *liquid fuels* using ASTM D4057-88 and ASTM D 2880-71, ASTM D2622-92, ASTM D4294-90, or ASTM D129-9, or the latest edition(s).

[Rule 62-213.440, F.A.C.; PA 74-04 and PSD-FL-212]

### **Monitoring of Operations**

**C.12. Continuous Monitoring Required.** A continuous monitoring system shall be maintained to record fuel consumption. A continuous monitoring system shall be maintained to record emissions of nitrogen oxides and sulfur dioxide in accordance with the requirements of 40 CFR 75.

[PA 74-04, and PSD-FL-212]

**C.13. Excess Emissions by CEMS.** The CEMS for NO<sub>x</sub> shall be used to determine periods of excess emissions. The permittee shall install, calibrate, maintain, and operate a continuous emission monitor in the stack to measure and record the nitrogen oxides emissions from this source. One-hour periods when NO<sub>x</sub> emissions (ppmvd @ 15% oxygen) are above the BACT standards (15/42 gas/oil) shall be reported as excess emissions in accordance with Specific Condition E.5.(h) and following the format of 40 CFR 60.7 (c) [Specific Condition E.1.(c)]. Periods of startup, shutdown, fuel switching, malfunction, and load change shall be monitored and recorded. FBN levels and water/fuel monitoring are not required for excess emission reports when excess emissions are reported and based on the stack monitoring system. The calibration of the water/fuel monitoring device required in 40CFR 60.335 (c) (2) will be replaced by certification tests on the NO<sub>x</sub> CEMS.

[Rules 62-4.070(3) and 62-213.440, F.A.C.; PA 74-04 and PSD-FL-212]

**C.14.** The continuous emission monitor must comply with Rule 62-297.520, F.A.C.; 40 CFR 60, Appendix F, Quality Assurance Procedures (or other DEP approved QA plan); 40 CFR 60, Appendix B, Performance Specification 2 ; or, if applicable, 40 CFR 75, Appendix A and Appendix B. Upon request from the Department, the CEMs NO<sub>x</sub> emission rates shall be corrected to ISO conditions to demonstrate compliance with the NO<sub>x</sub> standard established in 40 CFR 60.332.

[Rules 62-4.070(3) and 62-213.440, F.A.C.; PA 74-04 and PSD-FL-212; and, applicant request]

**C.15.** The permittee shall utilize dry low-NO<sub>x</sub> combustors on the DHCT3 for NO<sub>x</sub> control when firing natural gas. Control of NO<sub>x</sub> when firing distillate fuel oils (Nos. 1 or 2) shall be accomplished by water injection.

[Rules 62-4.070(3) and 62-213.440, F.A.C.; PA 74-04 and PSD-FL-212; and, BACT]

### **Record Keeping and Reporting Requirements**

**C.16. Additional Reports Required.** The owner or operator shall report the following with the Air Operating Report (AOR): sulfur and nitrogen content, by weight, and higher heating value(s) of the fuel oil being fired, annual consumption of distillate fuel oil and natural gas, hours of operation per fuel usage.

[Rule 62-210.370(3), F.A.C.; PA 74-04 and PSD-FL-212]

**C.17. Custom Fuel Monitoring Schedule.** The sulfur and nitrogen content of the fuel oil being fired in the combustion turbine shall be determined in accordance with this schedule. Monitoring of the nitrogen and sulfur content in natural gas is *not* required.

- a. Fuel oil: On each occasion that fuel oil is transferred to the storage tank from another source.
- b. Natural gas: Not required.

The records of natural gas and distillate fuel oil usage shall be kept by the company for a five-year period for regulatory agency inspection purposes.  
[PA 74-04 and PSD-FL-212; and, Applicant's Request]

[Permitting note: Monitoring of the pipeline natural gas is not required because the fuel-bound nitrogen content of the fuel is minimal and the SO<sub>2</sub> emissions are measured using monitoring systems that have been certified by EPA in accordance with 40 CFR 75.]

**Other Conditions**

C.18. These emissions units are also subject to Specific Conditions D.1 through D.14 contained in **Subsection D. NSPS Common Conditions.**

C.19. These emissions units are also subject to Specific Condition E.1 through E.6 contained in **Subsection E. NSPS General Conditions.**

C.20. The potential emissions projected from the DHCT3 are:

**ESTIMATED POTENTIAL EMISSIONS**

<u>Pollutant</u>	<u>Method of Control</u>	<u>TPY *</u>
CO	Good combustion; and, proper use of water injection system	95.4
VOC	Good combustion	8.66
Inorganic Arsenic	Firing Natural Gas/No. 2 Fuel Oil	0.004854
Mercury	Firing Natural Gas/No. 2 Fuel Oil	0.0009
Lead	Firing Natural Gas/No. 2 Fuel Oil	0.05746
Beryllium	Firing Natural Gas/No. 2 Fuel Oil	0.00032

\* TPY values are for annual operation reports (AOR) and PSD applicability determinations. These values are based on the DHCT3 operating at full load at ISO conditions for a total of 3900 hrs/yr, with up to 2000 hrs/yr of No. 2 fuel oil-fired operation.

**Subsection D. NSPS Common Conditions.**

<b>E.U. ID No.</b>	<b>Brief Description</b>
005	2,428 MMBtu/hr Steam Boiler - Unit 2
006	Combustion Turbine No. 3
xxx	Coal Handling and Storage Activities

The following Conditions apply to the emissions unit(s)/activities listed above except as noted below: Specific Conditions **D.1., D.4., D.5., D.6., D.7., D.9., D.10., D.12., and D.14.** *do not apply* to E.U. ID No. xxx, Coal Handling and Storage Activities.

**Essential Potential to Emit (PTE) Parameters**

**D.1. Hours of Operation.** The emission unit 005 (Unit 2) may operate continuously, i.e., 8,760 hours/year. The emission unit 006 (DHCT3) is allowed to operate up to 3900 hours per year, but not to exceed 2000 hours while firing distillate fuel oils (Nos. 1 or 2).  
[Rule 62-210.200(PTE), F.A.C.]

**Emission Limitations and Standards**

{Permitting note: Table 1-1A, Summary of Air Pollutant Standards and Terms, summarizes information for convenience purpose only. This table does not supersede any of the terms or conditions of this permit.}

**Excess Emissions**

{Permitting note: The Excess Emissions Rule at Rule 62-210.700, F.A.C., cannot vary any requirement of an NSPS, NESHAP, or Acid Rain program provision.}

**D.2. Excess emissions** resulting from startup, shutdown, or malfunction shall be permitted provided that best operational practices to minimize emissions are adhered to and the duration of excess emissions shall be minimized but in no case exceed two hours in any 24 hour period unless specifically authorized by the Department for longer duration.  
[Rule 62-210.700(1), F.A.C.]

**D.3. Excess emissions** which are caused entirely or in part by poor maintenance, poor operation, or any other equipment or process failure which may reasonably be prevented during startup, shutdown or malfunction shall be prohibited.  
[Rule 62-210.700(4), F.A.C.]

**Monitoring of Operations**

**D.4. Determination of Process Variables.**

(a) **Required Equipment.** The owner or operator of an emissions unit for which compliance tests are required shall install, operate, and maintain equipment or instruments necessary to determine process variables, such as process weight input or heat input, when such data are needed in conjunction with emissions data to determine the compliance of the emissions unit with applicable emission limiting standards.

(b) Accuracy of Equipment. Equipment or instruments used to directly or indirectly determine process variables, including devices such as belt scales, weight hoppers, flow meters, and tank scales, shall be calibrated and adjusted to indicate the true value of the parameter being measured with sufficient accuracy to allow the applicable process variable to be determined within 10% of its true value.  
[Rule 62-297.310(5), F.A.C.]

### Test Methods and Procedures

{Permitting Note: The attached Table 2-1 and Table 2-1A, Summary of Compliance Requirements, summarize information for convenience purposes only. These tables does not supersede any of the terms or conditions of this permit.}

**D.5.** Frequency of Compliance Tests. The following provisions apply only to those emissions units that are subject to an emissions limiting standard for which compliance testing is required.

(a) General Compliance Testing.

3. Except as otherwise specified in an applicable subsection, the owner or operator of an emissions unit that is subject to any emission limiting standard shall conduct a compliance test that demonstrates compliance with the applicable emission limiting standard prior to obtaining a renewed operation permit. Emissions units that are required to conduct an annual compliance test may submit the most recent annual compliance test to satisfy the requirements of this provision. In renewing an air operation permit pursuant to Rule 62-210.300(2)(a)3.b., c., or d., F.A.C., the Department shall not require submission of emission compliance test results for any emissions unit that, during the year prior to renewal:
  - a. Did not operate; or
  - b. In the case of a fuel burning emissions unit, burned liquid fuel for a total of no more than 400 hours.
4. During each federal fiscal year (October 1 -- September 30), unless otherwise specified by rule, order, or permit, the owner or operator of each emissions unit shall have a formal compliance test conducted for:
  - a. Visible emissions, if there is an applicable standard; See Specific Condition **D.7**.
  - b. Each of the following pollutants, if there is an applicable standard, and if the emissions unit emits or has the potential to emit: 5 tons per year or more of lead or lead compounds measured as elemental lead; 30 tons per year or more of acrylonitrile; or 100 tons per year or more of any other regulated air pollutant; and
5. An annual compliance test for particulate matter emissions shall not be required for any fuel burning emissions unit that, in a federal fiscal year, does not burn liquid and/or solid fuel, other than during startup, for a total of more than 400 hours (applicable to Unit 2 only). See Specific Condition **D.6**.
8. Any combustion turbine that does not operate for more than 400 hours per year shall conduct a visible emissions compliance test once per each five-year period, coinciding with the term of its air operation permit (applicable to CT3 only).
9. The owner or operator shall notify the Department's Northeast District office, at least 15 days prior to the date on which each formal compliance test is to begin, of the date, time, and place of each such test, and the test contact person who will be responsible for coordinating and having such test conducted for the owner or operator.

(b) Special Compliance Tests. When the Department, after investigation, has good reason (such as complaints, increased visible emissions or questionable maintenance of control equipment) to believe that any applicable emission standard contained in a Department rule or in a permit issued pursuant to those rules is being violated, it may require the owner or operator of the emissions unit to conduct compliance tests which identify the nature and quantity of pollutant emissions from the emissions unit and to provide a report on the results of said tests to the Department.



(c) Waiver of Compliance Test Requirements. If the owner or operator of an emissions unit that is subject to a compliance test requirement demonstrates to the Department, pursuant to the procedure established in Rule 62-297.620, F.A.C., that the compliance of the emissions unit with an applicable weight emission limiting standard can be adequately determined by means other than the designated test procedure, such as specifying a surrogate standard of no visible emissions for particulate matter sources equipped with a bag house or specifying a fuel analysis for sulfur dioxide emissions, the Department shall waive the compliance test requirements for such emissions units and order that the alternate means of determining compliance be used, provided, however, the provisions of Rule 62-297.310(7)(b), F.A.C., shall apply.  
[Rule 62-297.310(7), F.A.C.; and, SIP approved]

**D.6. When PM Tests Not Required (applicable to Unit 2 only)**. Annual and permit renewal compliance testing for particulate matter emissions is not required for this emissions unit while burning:

- a. only gaseous fuel(s); or
- b. gaseous fuel(s) in combination with any amount of liquid fuel(s), other than during startup, for no more than 400 hours per year; or
- c. only liquid fuel(s), other than during startup, for no more than 400 hours per year.

[Rules 62-297.310(7)(a)3. & 5., F.A.C.; and, ASP Number 97-B-01.]

**D.7. Visible Emissions**. When VE Tests Not Required. By this permit, annual emissions compliance testing for visible emissions is not required for the emissions units ID. No. 005 and 006 while burning:

- a. only gaseous fuel(s); or
- b. gaseous fuel(s) in combination with any amount of liquid fuel(s) for no more than 400 hours per year; or
- c. only liquid fuel(s) for no more than 400 hours per year.

[Rule 62-4.070(3), F.A.C.]

**D.8. Visible Emissions**. The test method for visible emissions for emissions units 005 (Unit 2), 006 (CT3) and xxx (Coal Handling and Storage Activities), shall be EPA Method 9, (adopted and incorporated by reference in Rule 62-204.800, F.A.C., and referenced in Chapter 62-297, F.A.C.) or as otherwise provided in Specific Condition E.3.(b).

[Rules 62-204.800 and 62-297.401, F.A.C.; Subpart Y, 40 CFR 60.254 (b) and 40 CFR 60.11]

**D.9. Required Number of Test Runs**. For mass emission limitations, a compliance test shall consist of three complete and separate determinations of the total air pollutant emission rate through the test section of the stack or duct and three complete and separate determinations of any applicable process variables corresponding to the three distinct time periods during which the stack emission rate was measured ;provided, however, that three complete and separate determinations shall not be required if the process variables are not subject to variation during a compliance test, or if three determinations are not necessary in order to calculate the unit's emission rate. The three required test runs shall be completed within one consecutive five day period. In the event that a sample is lost or one of the three runs must be discontinued because of circumstances beyond the control of the owner or operator, and a valid third run cannot be obtained within the five day period allowed for the test, the Secretary or his or her designee may accept the results of the two complete runs as proof of compliance.

[Rule 62-297.310(1), F.A.C. and 40.CFR 60.8]

**D.10. Calculation of Emission Rate**. The indicated emission rate or concentration shall be the arithmetic average of the emission rate or concentration determined by each of the three separate test runs unless otherwise specified in a particular test method or applicable rule.

[Rule 62-297.310(3), F.A.C.]

**D.11. Applicable Test Procedures.**

**(a) Required Sampling Time.**

1. Unless otherwise specified in the applicable rule, the required sampling time for each test run shall be no less than one hour and no greater than four hours, and the sampling time at each sampling point shall be of equal intervals of at least two minutes.
2. Opacity Compliance Tests. When either EPA Method 9 or DEP Method 9 is specified as the applicable opacity test method, the required minimum period of observation for a compliance test shall be sixty (60) minutes for emissions units which emit or have the potential to emit 100 tons per year or more of particulate matter, and thirty (30) minutes for emissions units which have potential emissions less than 100 tons per year of particulate matter and are not subject to a multiple-valued opacity standard. The opacity test observation period shall include the period during which the highest opacity emissions can reasonably be expected to occur. The minimum period of observation for a compliance test for these units is:
  - a. Unit 2: sixty (60) minutes.
  - b. CT3: thirty (30) minutes.
  - c. Coal Handling and Storage Facilities: thirty (30) minutes.

Exceptions to these requirements are as follows:

- c. The minimum observation period for opacity tests conducted by employees or agents of the Department to verify the day-to-day continuing compliance of a unit or activity with an applicable opacity standard shall be twelve minutes.

(b) Minimum Sample Volume. Unless otherwise specified in the applicable rule, the minimum sample volume per run shall be 25 dry standard cubic feet.

(c) Required Flow Rate Range. For EPA Method 5 particulate sampling, acid mist/sulfur dioxide, and fluoride sampling which uses Greenburg Smith type impingers, the sampling nozzle and sampling time shall be selected such that the average sampling rate will be between 0.5 and 1.0 actual cubic feet per minute, and the required minimum sampling volume will be obtained.

(d) Calibration of Sampling Equipment. Calibration of the sampling train equipment shall be conducted in accordance with the schedule shown in Table 297.310-1.

(e) Allowed Modification to EPA Method 5. When EPA Method 5 is required, the following modification is allowed: the heated filter may be separated from the impingers by a flexible tube.

[Rule 62-297.310(4), F.A.C.]

**D.12. Required Stack Sampling Facilities.** When a mass emissions stack test is required, the permittee shall comply with the requirements contained in Appendix SS-1, Stack Sampling Facilities (version dated 10/07/96), attached to this permit.

[Rule 62-297.310(6), F.A.C.]

**Record Keeping and Reporting Requirements**

**D.13. Malfunctions - Notification.** In the case of excess emissions resulting from malfunctions, each owner or operator shall notify the Department's Northeast District office in accordance with Rule 62-4.130, F.A.C. A full written report on the malfunctions shall be submitted in a quarterly report, if requested by the Department's Northeast District office. See Appendix TV-3, Title V Conditions, Condition No. 9.

[Rule 62-210.700(6), F.A.C.]

**D.14. Test Reports.**

(a) The owner or operator of an emissions unit for which a compliance test is required shall file a report with the Department's Northeast District office on the results of each such test.

(b) The required test report shall be filed with the Department's Northeast District office as soon as practical but no later than 45 days after the last sampling run of each test is completed.

(c) The test report shall provide sufficient detail on the emissions unit tested and the test procedures used to allow the Department's Northeast District office to determine if the test was properly conducted and the test results properly computed. As a minimum, the test report, other than for an EPA or DEP Method 9 test, shall provide the following information:

1. The type, location, and designation of the emissions unit tested.
2. The facility at which the emissions unit is located.
3. The owner or operator of the emissions unit.
4. The normal type and amount of fuels used and materials processed, and the types and amounts of fuels used and material processed during each test run.
5. The means, raw data and computations used to determine the amount of fuels used and materials processed, if necessary to determine compliance with an applicable emission limiting standard.
6. The type of air pollution control devices installed on the emissions unit, their general condition, their normal operating parameters (pressure drops, total operating current and GPM scrubber water), and their operating parameters during each test run.
7. A sketch of the duct within 8 stack diameters upstream and 2 stack diameters downstream of the sampling ports, including the distance to any upstream and downstream bends or other flow disturbances.
8. The date, starting time and duration of each sampling run.
9. The test procedures used, including any alternative procedures authorized pursuant to Rule 62-297.620, F.A.C. Where optional procedures are authorized in this chapter, indicate which option was used.
10. The number of points sampled and configuration and location of the sampling plane.
11. For each sampling point for each run, the dry gas meter reading, velocity head, pressure drop across the stack, temperatures, average meter temperatures and sample time per point.
12. The type, manufacturer and configuration of the sampling equipment used.
13. Data related to the required calibration of the test equipment.
14. Data on the identification, processing and weights of all filters used.
15. Data on the types and amounts of any chemical solutions used.
16. Data on the amount of pollutant collected from each sampling probe, the filters, and the impingers, are reported separately for the compliance test.
17. The names of individuals who furnished the process variable data, conducted the test, analyzed the samples and prepared the report.
18. All measured and calculated data required to be determined by each applicable test procedure for each run.
19. The detailed calculations for one run that relate the collected data to the calculated emission rate.
20. The applicable emission standard, and the resulting maximum allowable emission rate for the emissions unit, plus the test result in the same form and unit of measure.
21. A certification that, to the knowledge of the owner or his authorized agent, all data submitted are true and correct. When a compliance test is conducted for the Department or its agent, the person who conducts the test shall provide the certification with respect to the test procedures used. The owner or his authorized agent shall certify that all data required and provided to the person conducting the test are true and correct to his knowledge.

[Rules 62-213.440 and 62-297.310(8), F.A.C.]

**Subsection E. 40 CFR 60, NSPS General Conditions.**

<b>E.U. ID No.</b>	<b>Brief Description</b>
005	2,428 MMBtu/hr Steam Boiler - Unit 2
006	Combustion Turbine No. 3
xxx	Coal Handling and Storage Activities

{Note: The emissions units above are subject to the following conditions from 40 CFR 60 Subpart A, General Provisions.}

The following Specific Conditions apply to the NSPS emissions units listed above, except that Specific Conditions E.1.(a)(4)(c through e), E.5. and E.6. *do not apply* to E.U. ID. xxx, Coal Handling and Storage Activities (see Subsection H):

**E.1. Pursuant to 40 CFR 60.7 Notification And Record Keeping.**

(a) Any owner or operator subject to the provisions of this part shall furnish the Administrator written notification as follows:

(4) A notification of any physical or operational change to an existing facility which may increase the emission rate of any air pollutant to which a standard applies, unless that change is specifically exempted under an applicable subpart or in 40 CFR 60.14(e). This notice shall be postmarked 60 days or as soon as practicable before the change is commenced and shall include information describing the precise nature of the change, present and proposed emission control systems, productive capacity of the facility before and after the change, and the expected completion date of the change. The Administrator may request additional relevant information subsequent to this notice.

(b) The owner or operator subject to the provisions of this part shall maintain records of the occurrence and duration of any startup, shutdown, or malfunction in the operation of an affected facility; any malfunction of the air pollution control equipment; or any periods during which a continuous monitoring system or monitoring device is inoperative.

(c) The owner or operator required to install a continuous monitoring system (CMS) or monitoring device shall submit an excess emissions and monitoring systems performance report (excess emissions are defined in applicable subparts) and/or a summary report form [see 40 CFR 60.7(d) and Condition E.1.(d)] to the Administrator semiannually, except when: more frequent reporting is specifically required by an applicable subpart; or the CMS data are to be used directly for compliance determination, in which case quarterly reports shall be submitted; or the Administrator, on a case-by-case basis, determines that more frequent reporting is necessary to accurately assess the compliance status of the source. All reports shall be postmarked by the 30th day following the end of each calendar half (or quarter, as appropriate). Written reports of excess emissions shall include the following information:

1. The magnitude of excess emissions computed in accordance with 40 CFR 60.13 (h) [Condition E.5.(h)], any conversion factor(s) used, and the date and time of commencement and completion of each time period of excess emissions. The process operating time during the reporting period.

(2) Specific identification of each period of excess emissions that occurs during startups, shutdowns, and malfunctions of the affected facility. The nature and cause of any malfunction (if known), the corrective action taken or preventative measures adopted.

(3) The date and time identifying each period during which the continuous monitoring system was inoperative except for zero and span checks and the nature of the system repairs or adjustments.

(4) When no excess emissions have occurred or the continuous monitoring system(s) have not been inoperative, repaired, or adjusted, such information shall be stated in the report.

(d) The summary report form shall contain the information and be in the format shown in Figure 1 (version dated 7/96) unless otherwise specified by the Administrator. One summary report form shall be submitted for each pollutant monitored at each affected facility.

(1) If the total duration of excess emissions for the reporting period is less than 1 percent of the total operating time for the reporting period and CMS downtime for the reporting period is less than 5 percent of the total operating time for the reporting period, only the summary report form shall be submitted and the excess emission report described in 40 CFR 60.7 (c) [Condition E.1.(c)] need not be submitted unless requested by the Administrator.

(2) If the total duration of excess emissions for the reporting period is 1 percent or greater of the total operating time for the reporting period or the total CMS downtime for the reporting period is 5 percent or greater of the total operating time for the reporting period, the summary report form and the excess emission report described in 40-CFR 60.7 (c) [Condition E.1. (c)] shall both be submitted.

*[See Attached Figure 1-Summary Report-Gaseous and Opacity Excess Emission and Monitoring System Performance, version dated 7/96]*

(e)(1) Notwithstanding the frequency of reporting requirements specified in paragraph (c) of this section, an owner or operator who is required by an applicable subpart to submit excess emissions and monitoring systems performance reports (and summary reports) on a quarterly (or more frequent) basis may reduce the frequency of reporting for that standard to semiannual if the following conditions are met:

- (i) For 1 full year (e.g., 4 quarterly or 12 monthly reporting periods) the affected facility's excess emissions and monitoring systems reports submitted to comply with a standard under this part continually demonstrate that the facility is in compliance with an applicable standard;
  - (ii) The owner or operator continues to comply with all recordkeeping and monitoring requirements specified in this subpart and the applicable standard; and
  - (iii) The Administrator does not object to a reduced frequency of reporting for the affected facility, as provided in paragraph (3) (2) of this section.
- (2) The frequency of reporting of excess emissions and monitoring systems performance (and summary) reports may be reduced only after the owner or operator notifies the Administrator in writing of his or her intention to make such a change and the Administrator does not object to the intended change. In deciding whether to approve a reduced frequency of reporting, the Administrator may review information concerning the source's entire previous performance history during the required recordkeeping period prior to the intended change, including performance test results, monitoring data, and evaluations of an owner or operator's conformance with operation and maintenance requirements. Such information may be used by the Administrator to make a judgment about the source's potential for noncompliance in the future. If the Administrator disapproves the owner or operator's request to reduce the frequency of reporting, the Administrator will notify the owner or operator in writing within 45 days after receiving notice of the owner or operator's intention. The notification from the Administrator to the owner or operator will specify the ground on which the disapproval is based. In the absence of a notice of disapproval within 45 days, approval is automatically granted.
- (3) As soon as monitoring data indicate that the affected facility is not in compliance with any emission limitation or operating parameter specified in the applicable standard, the frequency of reporting shall revert to the frequency specified in the applicable standard, and the owner or operator shall submit an excess emissions and monitoring systems performance report (and summary report, if required) at the next appropriate reporting period following the noncomplying event. After demonstrating compliance with the applicable standard for another fully year, the owner or operator may again request approval from the Administrator to reduce the frequency of reporting for that standard as provided for in paragraphs (e) (1) and (e) (2) of this section.

(f) The owner or operator subject to the provisions of this part shall maintain a file of all measurements, including continuous monitoring system, monitoring device, and performance testing measurements; all continuous monitoring system performance evaluations; all continuous monitoring system or monitoring device calibration checks; adjustments and maintenance performed on these systems or devices; and all other information required by this part recorded in a permanent form suitable for inspection. The file shall be retained for at least five years following the date of such measurements, maintenance, reports, and records.  
[40 CFR 60.7 and Rule 62-213.440(1)(b)2.b., F.A.C.]

**E.2. Pursuant to 40 CFR 60.8 Performance Tests.**

(b) Performance tests shall be conducted and data reduced in accordance with the test methods and procedures contained in each applicable subpart.

(c) Performance tests shall be conducted under such conditions as the Administrator shall specify to the plant operator based on representative performance of the affected facility. The owner or operator shall make available to the Administrator such records as may be necessary to determine the conditions of the performance tests. Operations during periods of startup, shutdown, and malfunction shall not constitute representative conditions for the purpose of a performance test nor shall emissions in excess of the level of the applicable emission limit during periods of startup, shutdown, and malfunction be considered a violation of the applicable emission limit unless otherwise specified in the applicable standard.

(f) Unless otherwise specified in the applicable subpart, each performance test shall consist of three separate runs using the applicable test method. Each run shall be conducted for the time and under the conditions specified in the applicable standard. For the purpose of determining compliance with an applicable standard, the arithmetic means of results of the three runs shall apply. In the event that a sample is accidentally lost or conditions occur in which one of the three runs must be discontinued because of forced shutdown, failure of an irreplaceable portion of the sample train, extreme meteorological conditions, or other circumstances, beyond the owner or operator's control, compliance may, upon the Administrator's approval, be determined using the arithmetic mean of the results of the two other runs.

[40 CFR 60.8]

**E.3. Pursuant to 40 CFR 60.11 Compliance With Standards And Maintenance Requirements.**

(a) Compliance with standards in this part, other than opacity standards, shall be determined only by and in accordance with performance tests established by 40 CFR 60.8, unless otherwise specified in the applicable standard.

(b) Compliance with opacity standards in this part shall be determined by conducting observations in accordance with EPA Reference Method 9, any alternative method that is approved by the Administrator, or as provided in 40 CFR 60.11 (e)(5) [Condition E.3.(e)(5)].

(c) The opacity standards set forth in this part shall apply at all times except during periods of startup, shutdown, malfunction, and as otherwise provided in the applicable standard.

(d) At all times, including periods of startup, shutdown, and malfunction, owners and operators shall, to the extent practicable, maintain and operate any affected facility including associated air pollution control equipment in a manner consistent with good air pollution control practice for minimizing emissions. Determination of whether acceptable operating and maintenance procedures are being used will be based on information available to the Administrator which may include, but is not limited to, monitoring results, opacity observations, review of operating and maintenance procedures, and inspection of the source.

(e)(5) The owner or operator of an affected facility subject to an opacity standard may submit, for compliance purposes, continuous opacity monitoring system (COMS) data results produced during any performance test required under 40 CFR 60.8 in lieu of EPA Method 9 observation data. If an owner or operator elects to submit COMS data for compliance with the opacity standard, he shall notify the Administrator of that decision, in writing, at least 30 days before any performance test required under 40 CFR 60.8 is conducted. Once the owner or operator of an affected facility has notified the Administrator to that effect, the COMS data results will be used to determine opacity compliance during subsequent tests required under 40 CFR 60.8 until the owner or operator notifies the Administrator, in writing, to the contrary. For the purpose of determining compliance with the opacity standard during a performance test required under 40 CFR 60.8 using COMS data, the minimum

total time of COMS data collection shall be averages of all 6-minute continuous periods within the duration of the mass emission performance test. Results of the COMS opacity determinations shall be submitted along with the results of the performance test required under 60.8. The owner or operator of an affected facility using a COMS for compliance purposes is responsible for demonstrating that the COMS meets the requirements specified in 40 CFR-60.13(c) [Condition E.5.(c)], that the COMS has been properly maintained and operated, and that the resulting data have not been altered in any way. If COMS data results are submitted for compliance with the opacity standard for a period of time during which EPA Method 9 data indicates noncompliance, the EPA Method 9 data will be used to determine opacity compliance.  
[40 CFR 60.11]

**E.4. Pursuant to 40 CFR 60.12 Circumvention.**

No owner or operator subject to the provisions of this part shall build, erect, install, or use any article, machine, equipment or process, the use of which conceals an emission which would otherwise constitute a violation of an applicable standard. Such concealment includes, but is not limited to, the use of gaseous diluents to achieve compliance with an opacity standard or with a standard which is based on the concentration of a pollutant in the gases discharged to the atmosphere.  
[40 CFR 60.12]

**E.5. Pursuant to 40 CFR 60.13 Monitoring Requirements.**

(a) For the purposes of this section, all continuous monitoring systems required under applicable subparts shall be subject to the provisions of this section upon promulgation of performance specifications for continuous monitoring systems under appendix B of 40 CFR 60 and, if the continuous monitoring system is used to demonstrate compliance with emission limits on a continuous basis, Appendix F to 40 CFR 60, unless otherwise specified in an applicable subpart or by the Administrator. Appendix F is applicable December 4, 1987.

(b) Not applicable.

(c) If the owner or operator of an affected facility elects to submit continuous opacity monitoring system (COMS) data for compliance with the opacity standard as provided under 40 CFR 60.11 (e)(5) [Condition E.3.(e)(5)], he/she shall conduct a performance evaluation of the COMS as specified in Performance Specification 1, appendix B, of 40 CFR 60 before the performance test required under 40 CFR 60.8 is conducted. Otherwise, the owner or operator of an affected facility shall conduct a performance evaluation of the COMS or continuous emission monitoring system (CEMS) during any performance test required under 40 CFR 60.8 or within 30 days thereafter in accordance with the applicable performance specification in appendix B of 40 CFR 60. The owner or operator of an affected facility shall conduct COMS or CEMS performance evaluations at such other times as may be required by the Administrator under section 114 of the Act.

(1) The owner or operator of an affected facility using a COMS to determine opacity compliance during any performance test required under 40 CFR 60.8 and as described in 40 CFR 60.11 (e)(5) [Condition E.3.(e)(5)], shall furnish the Administrator two or, upon request, more copies of a written report of the results of the COMS performance evaluation described in 40 CFR 60.13 (c) [Condition E.5.(c)] at least 10 days before the performance test required under 40 CFR 60.8 is conducted.

(2) Except as provided in 40 CFR 60.13 (c)(1) [Condition E.5.(c)(1)], the owner or operator of an affected facility shall furnish the Administrator within 60 days of completion two or, upon request, more copies of a written report of the results of the performance evaluation.

(d)(1) Owners and operators of all continuous emission monitoring systems installed in accordance with the provisions of this part shall check the zero (or low-level value between 0 and 20 percent of span value) and span (50 to 100 percent of span value) calibration drifts at least once daily in accordance with a written procedure. The zero and span shall, as a minimum, be adjusted whenever the 24-hour zero drift or 24-hour span drift exceeds two times the limits of the applicable performance specifications in appendix B. The system must allow the amount of excess zero and span drift measured at the 24-hour interval checks to be recorded and quantified, whenever specified. For continuous monitoring systems measuring opacity of emissions, the optical surfaces exposed to the effluent gases shall be cleaned prior to performing the zero and span drift adjustments except that for systems using automatic zero adjustments. The optical surfaces shall be cleaned when the cumulative automatic zero compensation exceeds 4 percent opacity.

(2) Unless otherwise approved by the Administrator, the following procedures shall be followed for continuous monitoring systems measuring opacity of emissions. Minimum procedures shall include a method for producing a simulated zero opacity condition and an upscale (span) opacity condition using a certified neutral density filter or other related technique to produce a known obscuration of the light beam. Such procedures shall provide a system check of the analyzer internal optical surfaces and all electronic circuitry including the lamp and photo detector assembly.

(e) Except for system breakdowns, repairs, calibration checks, and zero and span adjustments required under 40 CFR 60.13 (d) [Condition E.5.(d)], all continuous monitoring systems shall be in continuous operation and shall meet minimum frequency of operation requirements as follows:

(1) All continuous monitoring systems referenced by 40 CFR 60.13 (c) [Condition E.5.(c)] for measuring opacity of emissions shall complete a minimum of one cycle of sampling and analyzing for each successive 10-second period and one cycle of data recording for each successive 6-minute period.

(2) All continuous monitoring systems referenced by 40 CFR 60.13 (c) [Condition E.5.(c)] for measuring emissions, except opacity, shall complete a minimum of one cycle of operation (sampling, analyzing, and data recording) for each successive 15-minute period.

(f) All continuous monitoring systems or monitoring devices shall be installed such that representative measurements of emissions or process parameters from the affected facility are obtained. Additional procedures for location of continuous monitoring systems contained in the applicable Performance Specifications of appendix B of 40 CFR 60 shall be used.

(g) Not applicable.

(h) Owners or operators of all continuous monitoring systems for measurement of opacity shall reduce all data to 6-minute averages and for continuous monitoring systems other than opacity to 1-hour averages for time periods as defined in 40 CFR 60.2. Six-minute opacity averages shall be calculated from 36 or more data points equally spaced over each 6-minute period. For continuous monitoring systems other than opacity, 1-hour averages shall be computed from four or more data points equally spaced over each 1-hour period. Data recorded during periods of continuous monitoring system breakdowns, repairs, calibration checks, and zero and span adjustments shall not be included in the data averages computed under this paragraph. An arithmetic or integrated average of all data may be used. The data may be recorded in reduced or non reduced form (e.g., ppm pollutant and percent O<sub>2</sub> or ng/J of pollutant). All excess emissions shall be converted into units of the standard using the applicable conversion procedures specified in subparts. After conversion into units of the standard, the data may be rounded to the same number of significant digits as used in the applicable subparts to specify the emission limit (e.g., rounded to the nearest 1 percent opacity).

[40 CFR 60.13]

**E.6. Pursuant to 40 CFR 60.17 Incorporations by Reference.**

The materials listed in 40 CFR 60.17 are incorporated by reference in the corresponding sections noted.

[Note: See 40 CFR 60.17 for materials incorporated by reference.]



**Section III. Emissions Unit(s) and Conditions.**

**Subsection F. This section addresses the following emissions unit.**

E.U. ID No.	Brief Description
xxx	Coal Handling and Storage Activities

{Permitting notes: This emissions unit/activity is regulated under Rule 62-210.300, F.A.C., Permits Required; and 40 CFR 60, Subpart Y, Standards of Performance for Coal Preparation Plants, with the exception of Emission Points CH-006, 007, and 008.}

**SUMMARY OF COAL HANDLING ACTIVITIES:**

Source Description	Emission Point ID	Emission Type
Coal Handling - Railcar Unloading; Bottom Discharge	CH-001	Fugitive (F)
Coal Handling - Belt Conveyor 2 to Belt Conveyor 3A	CH-002	F
Coal Handling - Belt Conveyor 2 to Belt Conveyor 3B	CH-003	F
Coal Handling - Belt Conveyor 3A to Storage Pile	CH-004	F
Coal Handling - Belt Conveyor 3B to Storage Pile	CH-005	F
Coal Storage - Ready Storage Pile	CH-006	F
Coal Storage - Episodic Storage Pile	CH-007	F
Coal Storage - Main Storage Pile	CH-008	F
Coal Handling - Dozer Operations on Storage Pile	CH-009	F
Coal Handling - Crusher Building	CH-010	F
Coal Handling - Coal Bunker Building	CH-011	F
Coal Handling - Belt Conveyor 4A to Surge Bin		
Coal Handling - Crusher Building: Crusher Feeder to Crusher		
Coal Handling - Crusher Building: Crusher to Belt Conveyor		
Coal Handling - Belt Conveyor 5A to Belt Conveyor 6A		
Coal Handling - Coal Bunker Building; Belt Conveyor 6A		
to Bunkers		

Note: Emissions are controlled by the enclosure of conveying, crushing, and bunkering equipment.

{Permitting note: By letters dated June 28, 1995 and December 2, 1996, GRU submitted to the Department information that demonstrated that the 20% opacity limit on the coal handling and storage sources could be met (without compromising the emissions estimated and modeled in the Site Certification application) through enclosure of the conveying, crushing and bunkering equipment alone. Visual emission observations by the Department confirmed GRU's findings regarding compliance with the opacity limits.}

**Essential Potential to Emit (PTE) Parameters**

**F.1. Particulate matter emissions from the coal handling facilities.** The permittee shall not cause to be discharged into the atmosphere from any coal processing or conveying equipment, coal storage system or coal transfer and loading system processing coal, visible emissions which exceed 20 percent opacity.

[40 CFR 60. 252 (c) and Power Plant Certification PA 74-04]

**Test Methods and Procedures**

F.2. Visible Emissions – See Specific Condition D.8.

**Other Conditions**

F.3. These emissions units are also subject to Specific Conditions contained in **Subsection D. NSPS Common Conditions** except as otherwise noted therein.

F.4. These emissions units are also subject to Specific Conditions contained in **Subsection E. NSPS General Conditions**, except as otherwise noted therein.

**Section IV. This section is the Acid Rain Part.**

**Operated by: City of Gainesville**  
**ORIS Code: 0663**

**Subsection A. This subsection addresses Acid Rain, Phase II.**

The emissions units listed below are regulated under Acid Rain, Phase II.

<b>E.U. ID No.</b>	<b>Brief Description</b>
003	960 MMBtu/hr Steam Boiler - Unit 1
005	2,428 MMBtu/hr Steam Boiler - Unit 2
006	Combustion Turbine No. 3

1. The Phase II permit application(s) submitted for this facility, as approved by the Department, are a part of this permit. The owners and operators of these Phase II Acid Rain unit(s) must comply with the standard requirements and special provisions set forth in the application(s) listed below:

- a. Phase II Permit Application (DEP Form No. 62-210.900(1)(a)), dated 12/22/95, and amended 1/9/96.
- b. Letter dated January 9, 1996 amending the original application (see Specific Condition 1.a., above).
- c. Letter dated January 26, 1996 correcting DEP's unit designation for CT3 on the State of Florida Acid Rain Facilities table contained in the application completeness determination.  
[Chapter 62-213, F.A.C. and Rule 62-214.320, F.A.C.]

2. Sulfur dioxide (SO<sub>2</sub>) allowance allocations requirements for each Acid Rain unit are as follows:

<b>E.U. ID No.</b>	<b>EPA ID</b>	<b>Year</b>	<b>2000</b>	<b>2001</b>	<b>2002</b>	<b>2003</b>	<b>2004</b>
003	B1	SO <sub>2</sub> Allowances, under Table 2 of 40 CFR Part 73	98*	98*	98*	98*	98*
005	B2	SO <sub>2</sub> Allowances, under Table 2 of 40 CFR Part 73	8268*	8268*	8268*	8268*	8268*
006	CT3	SO <sub>2</sub> Allowances, under Table 2 of 40 CFR Part 73	0*	0*	0*	0*	0*

\*The number of allowances held by an Acid Rain source in a unit account may differ from the number allocated by the U.S. EPA under Table 2 of 40 CFR 73.

3. Emission Allowances. Emissions from sources subject to the Federal Acid Rain Program (Title IV) shall not exceed any allowances that the source lawfully holds under the Federal Acid Rain Program. Allowances shall not be used to demonstrate compliance with a non-Title IV applicable requirement of the Act.

1. No permit revision shall be required for increases in emissions that are authorized by allowances acquired pursuant to the Federal Acid Rain Program, provided that such increases do not require a permit revision pursuant to Rule 62-213.400(3), F.A.C.

2. No limit shall be placed on the number of allowances held by the source under the Federal Acid Rain Program.

3. Allowances shall be accounted for under the Federal Acid Rain Program.  
[Rule 62-213.440(1)(c), F.A.C.]

4. Fast-Track Revisions of Acid Rain Parts. Those Acid Rain sources making a change described at Rule 62-214.370(4), F.A.C., may request such change as provided in Rule 62-213.413, F.A.C., Fast-Track Revisions of Acid Rain Parts.  
[Rules 62-213.413 and 62-214.370(4), F.A.C.]

5. Where an applicable requirement of the Act is more stringent than an applicable requirement of regulations promulgated under Title IV of the Act, both provisions shall be incorporated into the permit and shall be enforceable by the Administrator.

[40 CFR 70.6(a)(1)(ii); and, Rule 62-210.200, Definitions – Applicable Requirements, F.A.C.]

**Subsection B. This subsection addresses Acid Rain, Phase I/II.**

{Permitting note: The U.S. EPA issues Acid Rain Phase I permit(s)}

The emissions unit listed below is regulated under Acid Rain Part, Phase I/II, for the City of Gainesville, GRU, Deerhaven Generating Station.

Facility ID No.: 0010006  
ORIS code: 0663

E.U. ID No.	Brief Description
005	2,428 MMBtu/hr Steam Boiler - Unit 2

1. The owners and operators of this Phase I/II Acid Rain unit must comply with the standard requirements and special provisions set forth in the permit listed below:
  - a. Phase I permit dated 12/13/96.  
[Chapter 62-213, F.A.C.]
2. Nitrogen oxide (NO<sub>x</sub>) requirements for this Acid Rain unit are as follows:

E.U. ID No.	EPA ID	NO <sub>x</sub> limit*
005	B2	<p>Pursuant to 40 CFR 76.8(d)(2), the Florida Department of Environmental Protection approves a NO<sub>x</sub> early election compliance plan for <b>unit B2</b>. The compliance plan is effective for calendar year 2000 through calendar year 2007. Under the compliance plan, this unit's annual average NO<sub>x</sub> emission rate for each year, determined in accordance with 40 CFR part 75, shall not exceed the applicable emission limitation, under "40 CFR 76.5(a)(2) of <b>0.50 lb/mmBtu</b>" for <b>dry bottom wall-fired boilers</b>. If the unit is in compliance with its applicable emission limitation for each year of the plan, then the unit shall <b>not</b> be subject to the applicable emission limitation, under "40 CFR 76.7(a)(2) of <b>0.46 lb/mmBtu</b>" for <b>dry bottom wall-fired boilers</b> until calendar year 2008.</p> <p>In addition to the described NO<sub>x</sub> compliance plan, this unit shall comply with all other applicable requirements of 40 CFR part 76, including the duty to reapply for a NO<sub>x</sub> compliance plan and the requirements covering excess emissions.</p>

\* Based on the Phase II NO<sub>x</sub> Compliance Plan dated December 19, 1997.

3. Comments, notes, and justifications: none.

**Appendix H-1. Permit History/ID Number Changes.**

Gainesville Regional Utilities  
Deerhaven Generating Station

Facility ID No.: 0010006  
Permit Revision No.: 0010006-002-AV

**Permit History (for tracking purposes):**

E.U. ID Nos.	Description	Permit No.	Issue Date	Expiration Date	Extended Date <sup>1,2</sup>	Revised Date(s)
001	Combustion Turbine No. 1	AO01-202759	12/13/91	01/01/97		
002	Combustion Turbine No. 2	AO01-199846	10/02/91	11/01/96		
003	Boiler No. 1	AO01-224219	04/30/93	06/01/98		12/14/93
004	Incinerator	AO01-202758	12/13/91	01/01/97		
005	Boiler No. 2	PA74-04	05/16/78			modified 6/22/82, 01/27/87
006	Combustion Turbine No. 3	PSD-FL-212, PA74-04D	04/07/95 04/06/95			
	All of above except E.U. ID No. 004	0010006-001-AV	01/01/00	12/31/2004		

**ID Number Changes (for tracking purposes):**

From: Facility ID No.: 31JAX010006

To: Facility ID No.: 0010006

**Notes:**

1 - AO permit(s) automatic extension(s) in Rule 62-210.300(2)(a)3.a., F.A.C., effective 03/21/96.

2 - AC permit(s) automatic extension(s) in Rule 62-213.420(1)(a)4., F.A.C., effective 03/20/96.

{Rule 62-213.420(1)(b)2., F.A.C., allows Title V Sources to operate under valid permits that were in effect at the time of application until the Title V permit becomes effective}

## Appendix U-1. List of Unregulated Emissions Units and/or Activities.

City of Gainesville, GRU  
Deerhaven Generating Station

FINAL Permit Revision No.: 0010006-002-AV

Unregulated Emissions Units and/or Activities. An emissions unit which emits no "emissions-limited pollutant" and which is subject to no unit-specific work practice standard, though it may be subject to regulations applied on a facility-wide basis (e.g., unconfined emissions, odor, general opacity) or to regulations that require only that it be able to prove exemption from unit-specific emissions or work practice standards.

<b>E.U. ID No.</b>	<b>Brief Description of Emissions Units and/or Activity</b>
xxx	Groundwater Aerator
001	20 MW (nominal) Simple Cycle Combustion Turbine No. 1 (Draws fuel oil from the same tank as Combustion Turbine No. 3).
002	20 MW (nominal) Simple Cycle Combustion Turbine No. 2 (Draws fuel oil from the same tank as Combustion Turbine No. 3).

## Appendix I-1. List of Insignificant Emissions Units and/or Activities.

City of Gainesville, GRU  
Deerhaven Generating Station

FINAL Permit Revision No.: 0010006-002-AV

---

The facilities, emissions units, or pollutant-emitting activities listed in Rule 62-210.300(3)(a), F.A.C., Categorical Exemptions, or that meet the criteria specified in Rule 62-210.300(3)(b)1., F.A.C., Generic Emissions Unit Exemption, are exempt from the permitting requirements of Chapters 62-210, 62-212 and 62-4, F.A.C.; provided, however, that exempt emissions units shall be subject to any applicable emission limiting standards and the emissions from exempt emissions units or activities shall be considered in determining the potential emissions of the facility containing such emissions units. Emissions units and pollutant-emitting activities exempt from permitting under Rules 62-210.300(3)(a) and (b)1., F.A.C., shall not be exempt from the permitting requirements of Chapter 62-213, F.A.C., if they are contained within a Title V source; however, such emissions units and activities shall be considered insignificant for Title V purposes provided they also meet the criteria of Rule 62-213.430(6)(b), F.A.C. No emissions unit shall be entitled to an exemption from permitting under Rules 62-210.300(3)(a) and (b)1., F.A.C., if its emissions, in combination with the emissions of other units and activities at the facility, would cause the facility to emit or have the potential to emit any pollutant in such amount as to make the facility a Title V source.

The below listed emissions units and/or activities are considered insignificant pursuant to Rule 62-213.430(6), F.A.C.

### Brief Description of Emissions Units and/or Activities:

1. Parts cleaning and degreasing stations.
2. Storage tanks < 550 gallons.
3. Distillate fuels (Nos. 1 or 2) and residual fuel oils (No. 4, 5 or 6) storage tanks > 550 gallons.
4. Laboratory equipment used exclusively for chemical or physical analyses (including fume hoods and vents).
5. Fire and safety equipment.
6. Turbine vapor extractor.
7. Sand blasting and abrasive grit blasting.
8. Equipment used for steam cleaning.
9. Belt conveyors.
10. Vehicle refueling operations.
11. Vacuum pumps in laboratory operations.
12. Equipment used exclusively for space heating, other than boilers.
13. Evaporation of on-site generated boiler non-hazardous cleaning chemicals in Boiler Nos. 1 and 2. This activity occurs once every three to five years or longer.
14. Brazing, soldering and welding.
15. One or more emergency generators which are not subject to the Acid Rain Program and have a total fuel consumption, in the aggregate, of 32,000 gallons per year or less of diesel fuel, 4,000 gallons per year or less of gasoline, and 4.4 million cubic feet per year or less of natural gas or propane, or an equivalent prorated amount if multiple fuels are used.



## Appendix I-1 (Continued).

16. One or more heating units and general purpose internal combustion engines which are not subject to the Acid Rain Program and have a total fuel consumption, in the aggregate, of 32,000 gallons per year or less of diesel fuel, 4,000 gallons per year or less of gasoline, and 4.4 million cubic feet per year or less of natural gas or propane, or an equivalent prorated amount if multiple fuels are used.
17. Freshwater cooling towers.
18. Surface coating operations utilizing 6.0 gallons per day or less, average monthly, of coatings containing greater than 5.0 percent VOCs, by volume.
19. Surface coating operations utilizing only coatings containing 5.0 percent or less VOCs, by volume.
20. Degreasing units using heavier-than-air vapors exclusively, not subject to 40 CFR 63, Subpart T.
21. Railcar maintenance.
22. Application of fungicide, herbicide, or pesticide.
23. Petroleum lubrication systems.
24. Asbestos renovation and demolition activities.
  
25. Lime Silo.
26. Soda Ash Silo.
27. Brine Spray Dryer.
28. Loading of Dried Brine to Trucks.
29. Brine Trucks to Onsite Landfill, Full.
30. Brine Trucks to Onsite Landfill, Empty.
31. Unloading of Brine from Trucks to Onsite Landfill.
32. Brine Landfill.
33. Dozer Operations on Brine Landfill.
34. Pneumatic Transfer of Fly Ash from DH-2 to Fly Ash Silo.
35. Dry Transfer from Fly Ash Silo to Trucks  
(Vented to Baghouse).
36. Dry Transfer from Fly Ash Silo to Trucks (Fugitives).
37. Wet (Pug Mill) Transfer from Fly Ash Silo to Trucks  
(Fugitives).
38. Fly Ash Trucks to Onsite Landfill, Full.
39. Fly Ash Trucks to Onsite Landfill, Empty.
40. Fly Ash Trucks to Offsite Disposal, Full.
41. Fly Ash Trucks to Offsite Disposal, Empty.
42. Transfer of Wet Fly Ash from Trucks to Onsite Landfill.
43. Equipment Operations on Fly Ash Landfill.
44. Fly Ash Landfill.
45. Transfer of Wet Fly Ash from Onsite Landfill to Trucks.

{Note: Emissions units or activities which are added to a Title V source after issuance of this permit shall be incorporated into the permit at its next renewal, provided such emissions units or activities have been exempted from the requirement to obtain an air construction permit, and also qualify for exemption from permitting pursuant to Rule 62-213, F.A.C. [Rule 62-213.430(6)(a)]}

**Table 1-1, Summary of Air Pollutant Standards and Terms.**

City of Gainesville, GRU Deerhaven Generating Station		FINAL Permit Revision No.: 0010006-002-AV Facility ID No.: 0010006									
This table summarizes information for convenience purposes only. This table does not supersede any of the terms or conditions of the permit.											
E. U. ID No.	Brief Description	Pollutant Name	Fuel(s)	Hours/Year	Allowable Emissions			Equivalent Emissions*		Regulatory Citation(s)	See Permit Condition(s)
					Standard(s)	lbs./hour	TPY	lbs./hour	TPY		
003	Boiler No.1 (960 MMBtu/hr)  (Acid Rain Phase II Unit)	VE	Nos. 1, 2, 4, 5, 6 F.O.	8760	20%; 40% - 1 two min. period/hr.			N/A	N/A	62-296.405(1)(a)	A.5
		VE	Used Oil	8760	20%; 40% - 1 two min. period/hr.			N/A	N/A	62-296.405(1)(a)	A.5
		VE	Nat.Gas/propane	8760	20%; 40% - 1 two min. period/hr.			N/A	N/A	62-296.405(1)(a)	A.5
		PM	Nos.1, 2, 4, 5, 6 F.O.	8760	0.1 lb/MMBtu	N/A	N/A	96.0	420.48	62-296.405(1)(b)	A.8
		PM	Used Oil	8760	0.1 lb/MMBtu	N/A	N/A	N/A	N/A	62-296.405(1)(b)	A.8
		PM	Nat.Gas/propane	8760	0.1 lb/MMBtu	N/A	N/A	N/A	N/A	62-296.405(1)(b)	A.8
		PM - SB**	Nos.1, 2, 4, 5, 6 F.O.	3 hr/day	0.3 lb/MMBtu	N/A	N/A	N/A	N/A	62-210.700(3)	A.7
		PM - SB**	Used Oil	3 hr/day	0.3 lb/MMBtu	N/A	N/A	N/A	N/A	62-210.700(3)	A.7
		PM - SB**	Nat.Gas/propane	3 hr/day	0.3 lb/MMBtu	N/A	N/A	N/A	N/A	62-210.700(3)	A.7
		VE- SB**	Nos.1, 2, 4, 5, 6 F.O.	3 hr/day	60%;100% - 4 six-min/periods			N/A	N/A	62-210.700(3)	A.6
		VE- SB**	Used Oil	3 hr/day	60%;100% - 4 six-min/periods			N/A	N/A	62-210.700(3)	A.6
		VE- SB**	Nat.Gas/propane	3 hr/day	60%;100% - 4 six-min/periods			N/A	N/A	62-210.700(3)	A.6
		SO <sub>2</sub>	Nos. 1, 2, 4, 5, 6 F.O.	8760	2.75 lb /MMBtu	N/A	N/A	2,640.0	11,563.2	62-296.405(1)(c)1.j.	A.9
		SO <sub>2</sub>	Used Oil	8760	2.75 lb /MMBtu	N/A	N/A	N/A	N/A	N/A	A.9
SO <sub>2</sub>	Nat.Gas/propane	8760	N/A	N/A	N/A	N/A	N/A	N/A	N/A		
% Sulfur	Nos. 4, 5, 6 F.O.	8760	max. sulfur content 2.5%, by wt.					Title V application	A.10		
xxx	Coal Handling and Storage	VE		8760	Not to exceed 20% opacity			N/A	N/A	40 CFR 60.252.(c)	F.1

\* The "Equivalent Emissions" listed are for informational purposes.  
 \*\* PM - SB and VE - SB refers to "soot blowing" and "load change."  
 F.O. = Fuel Oil

**Table 1-1A, Summary of Air Pollutant Standards and Terms.**

City of Gainesville, GRU  
Deerhaven Generating Station

FINAL Permit Revision No.: 0010006-002-AV  
Facility ID No.: 0010006

This table summarizes information for convenience purposes only. This table does not supersede any of the terms or conditions of the permit.

E. U. ID No.	Brief Description	Pollutant Name	Fuel(s)	Hours/Year	Allowable Emissions			Equivalent Emissions*		Regulatory Citation(s)	See Permit Condition(s)
					Standard(s)	lbs./hour	TPY	lbs./hour	TPY		
006	Combustion Turbine No. 3 74.4 MW  (Acid Rain Phase II Unit)	VE	Nat. Gas	3900	10% Opacity			N/A	N/A	BACT	C.4
		VE	Nos.1 and 2 F.O.	2000	10% Opacity			N/A	N/A	BACT	C.4
		NOx	Nat. Gas	3900	15 ppmvd @ 15 % Oxygen			58.0	113.0	BACT	C.6
		NOx	Nos.1 and 2 F.O.	2000	42 ppmvd @ 15 % Oxygen			184.0	184.0	BACT	C.6
		NOx	Gas/Nos. 1 & 2 F.O	1900/2000					239.0	BACT	C.6
		SO <sub>2</sub>	Gas	3900		29.0	57.0	29.0	57.0	BACT	C.6
		SO <sub>2</sub>	Nos.1 and 2 F.O.	1900		53.0	53.0	53.0	53.0	BACT	C.6
		SO <sub>2</sub>	Gas/Nos. 1 & 2 F.O	1900/2000			81.0		81.0	BACT	C.6
		PM <sub>10</sub>	Nat. Gas	3900		7.0	14.0	7.0	14.0	BACT	C.6
		PM <sub>10</sub>	Nos.1 and 2 F.O.	2000		15.0	15.0	15.0	15.0	BACT	C.6
		PM <sub>10</sub>	Gas/Nos. 1 & 2 F.O	1900/2000			22.0		22.0	BACT	C.6
		SAM	Nat. Gas	3900		3.0	6.0	3.0	6.0	BACT	C.6
		SAM	Nos.1 and 2 F.O.	2000		6.0	6.0	6.0	6.0	BACT	C.6
SAM	Gas/Nos. 1 & 2 F.O	1900/2000			9.0		9.0	BACT	C.6		
% sulfur	Nat. Gas	10 grains/100 scf							BACT	C.5	
% sulfur	Nos.1 and 2 F.O.	0.05%; limited amount of 0.1%							BACT	C.5	
005	Boiler No.2 2,428 MMBtu/hr (Acid Rain Phase II Unit) (Acid Rain Phase I Unit)	VE	Coal, Gas, or Nos.1&2 F.O	8760	20%; 27% - 1 six min. period/hr.			N/A	N/A	40 CFR 60.42(a)1&2	B.4
		PM	Coal, Gas, or Nos.1&2 F.O	8760	0.1 lb/MMBtu	N/A	N/A	242.8	1,063.45	40 CFR 60.42(a)1&2	B.4
		SO <sub>2</sub>	Coal	8760	1.2 lb /MMBtu	N/A	N/A	2,913.6	12,761.57	40 CFR 60.43(a)&(c)	B.5
		SO <sub>2</sub>	Nos.1 and 2 F.O.	8760	0.8 lb /MMBtu	N/A	N/A	1,942.4	8,507.71	40 CFR 60.43(a)&(c)	B.5
		NOx	Coal	8760	0.7 lb /MMBtu	N/A	N/A	1,699.6	7,444.25	40 CFR60.44(a)&(b)	B.7
		NOx	Nos.1 and 2 F.O.	8760	0.3 lb /MMBtu	N/A	N/A	728.4	3,190.39	40 CFR60.44(a)&(b)	B.7
		NOx	Nat. Gas	8760	0.2 lb /MMBtu	N/A	N/A	485.60	2,126.92	40 CFR60.44(a)&(b)	B.7

\* The "Equivalent Emissions" listed are for informational purposes.

F.O. = Fuel oil

**Table 2-1, Summary of Compliance Requirements.**

City of Gainesville, GRU  
Deerhaven Generating Station

FINAL Permit Revision No.: 0010006-002-AV  
Facility ID No.: 0010006

This table summarizes information for convenience purposes only. This table does not supersede any of the terms or conditions of this permit.

E. U. ID No.	Brief Description	Pollutant Name or Parameter	Fuel(s)	Compliance Method	Testing Time Frequency	Frequency Base Date <sup>2</sup>	Min. Compliance Test Duration	CMS <sup>1</sup>	See Permit Condition(s)
003	Boiler No. 1  Acid Rain Phase II Unit	VE	Nos. 1, 2, 4, 5, & No. 6 F.O.	DEP method 9	Annually <sup>3</sup>	31-Jan	60 Minutes	YES	A.17, 18, 23, 25, 27 & 28
			Natural Gas/propane	DEP method 9	N/A	N/A	N/A	YES	A.28
		PM	Nos. 1, 2, 4, 5, /No.6 F.O. Natural Gas/propane	17, 5, 5B or 5F	Annually 4, 5	31-Jan	60 minutes	No	A.19., 22.-25, 27, & 29
				17, 5, 5B or 5F	Annually 4, 5	31-Jan	60 minutes	No	A.29
		As, Cd, Cr, Pb	Used Oil	SW-846					A.11
		Total Halogens	Used Oil	SW-846					A.11
		Flash Point	Used Oil	SW-846					A.11
PCBs	Used Oil	SW-846					A.11		
		SO <sub>2</sub>	No. 6 F.O.	Fuel Sampling & Analysis				Yes	A.15, 20, 21
xxx	Coal Handling & Storage	VE		EPA method 9	N/A		30 Minutes		F.2

Notes:

<sup>1</sup> CMS [=] continuous monitoring system.

<sup>2</sup> Frequency base date established for planning purposes only; see Rule 62-297.310, F.A.C.

<sup>3</sup> Test not required in years that only gaseous fuel is fired.

<sup>4</sup> Test not required in years that: only gaseous fuel is fired, gaseous fuel in combination with liquid fuel is fired for no more than 400 hours, other than during startup; only liquid for no more than 400 hours, other than during startup

<sup>5</sup> Visible emission test must be concurrent with one particulate matter test run.

<sup>6</sup> Test not required.

**Table 2-1A, Summary of Compliance Requirements.**

City of Gainesville, GRU  
Deerhaven Generating Station

FINAL Permit Revision No.: 0010006-002-AV

Facility ID No.: 0010006

This table summarizes information for convenience purposes only. This table does not supersede any of the terms or conditions of this permit.

E. U. ID No.	Brief Description	Pollutant Name or Parameter	Fuel(s)	Compliance Method	Testing Time Frequency	Frequency Base Date <sup>2</sup>	Min. Compliance Test Duration	CMS <sup>1</sup>	See Permit Condition(s)
006	Combustion Unit 3 74.4 MW	VE	Nos. 1 & 2 F.O./ Nat. Gas	EPA method 9	Annually <sup>6, 7</sup>		30 Minutes	No	C.7
		NOx	Nos. 1 & 2 F.O./ Nat. Gas	EPA method 20	Annually <sup>7</sup>		60 minutes	Yes	C.7
	Acid Rain	SO <sub>2</sub> /SAM	Nos. 1 & 2 F.O. <sup>5</sup>	ASTM 4057-88 and D2622-92, D4294-90, D2880-71 or ASTM D129-91 (or equivalent)					C.8, C.10, C.11, C.18
		SO <sub>2</sub> /SAM	Natural Gas <sup>5</sup>	ASTM D 1072-80, D3031-81, D4084-82, D4468-85, D5504-94 or D3246-81 (or equivalent)					C.8, C.10, C.11, C.18
	Phase II Unit	PM10	Nos. 1 & 2 F.O.	Fuel Sampling & Analysis - see SO <sub>2</sub> /SAM methods					C.8, C.10, C.11, C.18
		PM	Natural Gas	Fuel Sampling & Analysis - see SO <sub>2</sub> /SAM methods					C.8, C.10, C.11, C.18
	Water-to-fuel	Nos. 1 & 2 F.O.	NOx -CEMS					Yes	C.13
005	Boiler No. 2 2,428 MMBtu/hr	VE	Coal, Gas, or Nos. 1 & 2 F.O	EPA method 9	Annually <sup>3</sup>		60 Minutes	Yes	B.9, B.11
	Acid Rain	PM	Coal, Gas, or Nos. 1 & 2 F.O	EPA 17, 5, 5B or 5F	Annually <sup>4</sup>		60 minutes	No	B.9, B.11
		NOx	Coal, Gas, or Nos. 1 & 2 F.O	EPA 7,7A,7C,7D, 7E	Annually		60 minutes	Yes	B.9, B.11
	Phase II Unit	SO <sub>2</sub>	Coal, Gas, or Nos. 1 & 2 F.O	EPA 6,6A,6C	Annually		60 minutes	Yes	B.9, B.11

<sup>1</sup> CMS [=] continuous monitoring system.

<sup>2</sup> Frequency base date established for planning purposes only; see Rule 62-297.310, F.A.C.

<sup>3</sup> Test not required in years that only gaseous fuel is fired.

<sup>4</sup> Test not required in years that: only gaseous fuel is fired; gaseous fuel in combination with liquid fuel is fired for no more than 400 hours; only liquid fuel is fired for no more than 400 hours.

<sup>5</sup> Fuel analysis pursuant to 40 CFR 60.335 (e) (1993 version) and 40 CFR 75.

<sup>6</sup> If a combustion turbine is operated less than 400 hours per year, test is only required once every 5 years, during the year prior to permit renewal.

<sup>7</sup> Test required for the fuel(s) used for more than 400 hours in the preceding 12-months.

# STATEMENT OF BASIS

Title V FINAL Permit Revision No.: 0010006-002-AV  
City of Gainesville  
Gainesville Regional Utilities  
**Deerhaven Generating Station**  
Alachua County

This Title V air operation permit revision is issued under the provisions of Chapter 403, Florida Statutes (F.S.), and Chapters 62-4, 62-210, 62-213, and 62-214, F.A.C. The above named permittee is hereby authorized to perform the work or operate the facility shown on the application and approved drawing(s), plans, and other documents, attached hereto or on file with the permitting authority, in accordance with the terms and conditions of this permit.

The facility consists of two steam boilers (Unit Nos. 1 and 2) and associated steam turbines; an NSPS simple cycle combustion turbine (CT No. 3); two unregulated simple cycle combustion turbines (CT Nos. 1 and 2); a recirculating cooling water system; storage and handling facilities for coal, brine salt, fly ash and bottom ash; fuel oil storage tanks; water treatment facilities; a railcar maintenance facility; and ancillary support equipment. Also, included in this permit are miscellaneous unregulated/insignificant emissions units and/or activities.

The original FINAL Title V Permit (0010006-001-AV) was issued on January 1, 2000. *The revision adds conformity to new regulations (40 CFR 60.45(g), dealing with excess emission and monitoring system performance reports, was revised to require semi-annual rather than quarterly, reporting) and reclassifies unregulated emissions units at the facility.*