

F & A RECEIPT 530787

FEB 6 2012

CONCRETE BATCHING PLANT
AIR GENERAL PERMIT REGISTRATION FORM

Part II. Notification to Permitting Office

(Detach and submit to appropriate permitting office; keep copy onsite)

Instructions: To give notice to the Department of an eligible facility's intent to use this air general permit, the owner or operator of the facility must detach and complete this part of the Air General Permit Registration Form and submit it to the appropriate Department of Environmental Protection or local air pollution control program office which has permitting authority. Please type or print clearly all information, and enclose the appropriate air general permit registration processing fee pursuant to Rule 62-4.050, F.A.C. (\$100 as of the effective date of this form)

RECEIVED
FEB 10 2012
DIVISION OF AIR
RESOURCE MANAGEMENT

0570374-006

Registration Type

Check one:

INITIAL REGISTRATION - Notification of intent to:

- Construct and operate a proposed new facility.
- Operate an existing facility not currently using an air general permit (e.g., a facility proposing to go from an air operation permit to an air general permit).

RE-REGISTRATION (for facilities currently using an air general permit) - Notification of intent to:

- Continue operating the facility after expiration of the current term of air general permit use.
- Continue operating the facility after a change of ownership.
- Make an equipment change requiring re-registration pursuant to Rule 62-210.310(2)(e), F.A.C., or any other change not considered an administrative correction under Rule 62-210.310(2)(d), F.A.C.

Surrender of Existing Air Operation Permit(s) - For Initial Registrations Only

If the facility currently holds one or more air operation permits, such permit(s) must be surrendered by the owner or operator upon the effective date of this air general permit. In such case, check the first box, and indicate the operation permits being surrendered. If no air operation permits are held by the facility, check the second box.

- All existing air operation permits for this facility are hereby surrendered upon the effective date of this air general permit; specifically permit number(s):
0570374-005-AG
- No air operation permits currently exist for this facility.

General Facility Information

Facility Owner/Company Name (Name of corporation, agency, or individual owner who or which owns, leases, operates, controls, or supervises the facility.)

Southern Grouts & Mortars, Inc.

Site Name (Name, if any, of the facility site; e.g., Plant A, Metropolis Plant, etc. If more than one facility is owned, a registration form must be completed for each.)

Southern Grouts & Mortars, Inc.

Facility Location (Provide the physical location of the facility, not necessarily the mailing address.)

Street Address: 3303 State Road 574 West

City: Plant City

County: Hillsborough

Zip Code: 33563 - 4522

Facility Start-Up Date (Estimated start-up date of proposed new facility.) (N/A for existing facility)

N/A

Owner/Authorized Representative

Name and Position Title (Person who, by signing this form below, certifies that the facility is eligible to use this air general permit.)

Print Name and Title: Ron Picou - President

Owner/Authorized Representative Mailing Address

Organization/Firm: Southern Grouts and Mortar, Inc.

Street Address: 1502 SW 2nd Place

City: Pompano Beach

County: Broward

Zip Code: 33069

Owner/Authorized Representative Telephone Numbers

Telephone: (954) 943-2288

Fax:

Cell phone (optional):

Facility Contact (If different from Owner/Authorized Representative)

Name and Position Title (Plant manager or person to be contacted regarding day-to-day operations at the facility.)

Print Name and Title: Pat O'Connor - General Manager

Facility Contact Mailing Address

Organization/Firm: Southern Grouts and Mortar, Inc.

Street Address: 1502 SW 2nd Place

City: Pompano Beach

County: Broward

Zip Code: 33069

Facility Contact Telephone Numbers

Telephone: (954) 943-2288

Fax:

Cell phone (optional): 954-444-9755

Owner/Authorized Representative Statement

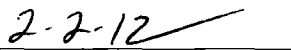
This statement must be signed and dated by the person named above as owner or authorized representative

I, the undersigned, am the owner or authorized representative of the owner or operator of the facility addressed in this Air General Permit Registration Form. I hereby certify, based on information and belief formed after reasonable inquiry, that the facility addressed in this registration form is eligible for use of this air general permit and that the statements made in this registration form are true, accurate and complete. Further, I agree to operate and maintain the facility described in this registration form so as to comply with all applicable standards for control of air pollutant emissions found in the statutes of the State of Florida and rules of the Department of Environmental Protection and revisions thereof.

I will promptly notify the Department of any changes to the information contained in this registration form.



Signature



Date

Type of Facility

Check one:
 Stationary Facility **Relocatable Facility**

Type(s) of Reasonable Precautions Used to Prevent Unconfined Emissions

Check all precautions to be used for the management of roads, parking areas, stock piles and yards:

<input checked="" type="checkbox"/> Pave Roads	<input checked="" type="checkbox"/> Pave Parking Areas	<input type="checkbox"/> Pave Yards
<input checked="" type="checkbox"/> Maintain Roads/Parking/Yards	<input type="checkbox"/> Use Water Application	<input type="checkbox"/> Use Dust Suppressant
<input type="checkbox"/> Remove Particulate Matter	<input type="checkbox"/> Reduce Stock Pile Height	<input type="checkbox"/> Install Wind Breaks

Check all precautions to be used for the management of drop points to trucks:

<input type="checkbox"/> Spray Bar	<input checked="" type="checkbox"/> Chute	<input type="checkbox"/> Enclosure
	<input type="checkbox"/> Partial enclosure	

Description of Reasonable Precautions

Below, or as an attachment to this form, provide details of all types of reasonable precautions to be used to prevent unconfined emissions at the facility. Most of the facility is paved with both concrete and asphalt. When sand or any other debris is accumulated on the paved surfaces it is removed by sweeping the area and removing the accumulation properly. The only area that is not paved is where the sand stock piles are located. This area is kept clean by removing any unwanted accumulation and disposing of it properly.

Description of Facility

Below, or as an attachment to this form, provide a description of the concrete batching plant operations at the facility in sufficient detail to demonstrate the facility's eligibility for use of this air general permit and to provide a basis for tracking any future equipment or process changes at the facility. Describe all air pollutant-emitting processes and equipment at the facility, and identify any air pollution control measures or equipment used. Materials are conveyed to their designated storage area (stock piles, silos, etc...) after they have been delivered. The process starts by combining sand and cement via conveyor from their silos and/or stock piles, as well as various chemicals, into a mixer. The materials mix for a specified period of time. The final product then gets poured into individual bags.

Attached is a list of the air emission processes and the equipment used to control the emissions.

** SEE ATTACHMENT*

Equipment Detail

Process Equipment ID	Process Equipment	Control Device
EU 001	Three Cement Silos	Three Baghouses (Operation #1)
EU 002	Three Sand Silos	One Baghouse (Operation #1)
EU 003	One Weight Hopper	One Baghouse (Operation #1)
EU 004	Two Mixers	Two Baghouses (Operation #1)
EU 005	Three Baggers	One Baghouse (Operation #1)
EU 006	One Cement Silo	One Baghouse (Operation #2)
EU 007	Five Sand Silos	Five Baghouses (Operation #2)
EU 008	One Weight Hopper	One Baghouse (Operation #2)
EU 009	One Mixer	One Baghouse (Operation #2)
EU 010	One Bagger	One Baghouse (Operation #2)

*SEE ATTACHED E-MAIL DATED 02/09/12
 W/ATTACHMENT AS AN ADDENDUM TO THIS
 REGISTRATION

Dibble, Dickson

From: Dan Ockenhouse [dan@ambientairservices.com]
Sent: Thursday, February 09, 2012 4:04 PM
To: Dibble, Dickson
Cc: 'Joe Cooksey'
Subject: Southern Grouts and Mortars, Inc. Process Equipment Details
Attachments: Process Equipment Details.pdf

Mr. Dibble,

Attached you will find a revised list of the process equipment details that you requested per our conversation this afternoon for Southern Grouts and Mortars, Inc. I was able to discover that some of the emission units listed on the previous permit are indoors so I have removed them from the list. The attached list is of the emission units, their IDs, the control equipment, the manufacturer of the equipment and their model numbers. Please let me know if you need anything else.

Sincerely,
Daniel Ockenhouse, P.E.
Project Manager
Ambient Air Services, Inc.
Phone: (904) 964-8440
Fax: (904) 964-6675

CONFIDENTIALITY NOTICE: This e-mail and its attachments, if any, may contain privileged, confidential, or proprietary information and is intended only for the use of the intended recipient(s). Unauthorized use, disclosure, copying, distribution, or reliance on the contents of this information is prohibited. If you are not the intended recipient(s), please contact Ambient Air Services, Inc. (AASI) by return email or at (904) 964-8440. Do not review, copy, save, forward, or print this email or any of its attachments and immediately delete and/or destroy any copies of this email (digital or paper).

Equipment Detail

Process Equipment	Process Equipment ID	Control Device	Control Device Manufacturer	Control Device Model Number
✓ Gray Cement Silo	EU 001-1	One Baghouses (Operation #1)	C & W Manufacturing	CP1005
✓ Masonry Silo	EU 001-2	One Baghouse (Operation #1)	C & W Manufacturing	CP1005
✓ White Cement Silo	EU 001-3	One Baghouse (Operation #1)	C & W Manufacturing	CP1005
✓ Three Sand Silos	EU 002	One Baghouses (Operation #1)	C & W Manufacturing	CP1005
8/30 Sand	EU 006	One Baghouse (Operation #2)	Air Con	BV16-6
Blue Chip	EU 007-1	One Baghouse (Operation #2)	Air Con	BV16-6
DB Quartz	EU 007-2	One Baghouses (Operation #2)	Air Con	BV16-6
White Cement Silo	EU 007-3	One Baghouse (Operation #2)	Air Con	BV16-6
Gray Cement Silo	EU 007-4	One Baghouse (Operation #2)	Air Con	BV16-6
50/140 Sand	EU 007-5	One Baghouse (Operation #2)	Air Con	BV16-6




1007

FEB 02 12
AMOUNT
\$0.00
00037792-10

Envelope
For Domestic and International Use
Visit us at usps.com

PLE.



When used internationally
affix customs declarations
(PS Form 2976, or 2976A).



Addressee Copy
Label 11-B, March 2004

Post Office To Addressee

ORIGIN (POSTAL SERVICE USE ONLY)			
PO ZIP Code 33069	Day of Delivery Next Day	Postage \$11.91	
Date Accepted 2/2/12	Scheduled Date of Delivery Month: 02 Day: 02	Return Receipt Fee	
Time Accepted PM	Scheduled Time of Delivery Noon	COD Fee	Insurance Fee
Flat Rate or Weight lbs. ozs.	Military 2nd Day 3rd Day	Total Postage & Fees \$18.75	Acceptance Emp. Initials

DELIVERY (POSTAL USE ONLY)		
Delivery Attempt Mo: 2 Day: 3	Time 11:33 AM	Employee Signature
Delivery Attempt	Time	Employee Signature
Delivery Date Mo: 2 Day: 6	Time AM	Employee Signature

CUSTOMER USE ONLY

WAIVER OF SIGNATURE (Domestic Mail Only)
Additional merchandise insurance is void if customer requests waiver of signature.
I wish delivery to be made without obtaining signature of addressee or addressee's agent (if delivery employee judges that article can be left in secure location) and I authorize that delivery employee's signature constitutes valid proof of delivery.

NO DELIVERY
 Weekend Holiday Mailer Signature

FROM: (PLEASE PRINT) PHONE (408) 703 2288

PO - O'Connor
Southern Grocers + Meats
1502 S 15th Pl
Pompano Beach FL 33069

TO: (PLEASE PRINT) PHONE ()

FIDEP Receipts
PO Box 3070
Tallahassee FL

FOR PICKUP OR TRACKING
Visit www.usps.com
Call 1-800-222-1811

ZIP + 4 (U.S. ADDRESSES ONLY. DO NOT USE FOR FOREIGN POSTAL CODES.)
3 7 8 5 + 3 6 7 0


FOR INTERNATIONAL DESTINATIONS, WRITE COUNTRY NAME BELOW.



USPS packaging products have been awarded Cradle to Cradle CertificationSM for their ecologically-intelligent design. For more information go to mbdc.com/usps

Cradle to Cradle CertifiedSM is a certification mark of MBDC.

Please recycle.



PRESS HARD. YOU ARE MAKING 3 COPIES.