



Florida Department of Environmental Protection

Bob Martinez Center
2600 Blair Stone Road
Tallahassee, Florida 32399-2400

Charlie Crist
Governor

Jeff Kottkamp
Lt. Governor

Michael W. Sole
Secretary

October 27, 2008

Mr. Sigurd Bo
Environmental Manager
CEMEX Construction Materials Florida, LLC
Marshall Street Ready-Mix and Block Plant
1751 Marshall Street
Jacksonville, Florida 32792

Dear Mr. Bo:


This is to acknowledge that your notification of intent to use the authority of Rule 62-210.310 to operate your facility was received on September 11, 2008. We have assigned ARMS No. 0310192-006 to this facility.

As you know, pursuant to Florida Statutes section 403.814, authority to operate under general permits commences thirty (30) days after receipt of the registration form unless you have been notified by this office that your facility has not shown entitlement to operate pursuant to the rule provisions.

For your information, authority to operate pursuant to Rule 62-210.310 expires after five (5) years. Therefore, a new registration form must be received no later than five (5) years after the date your notice was received as indicated above. If your general permit rule conditions require testing, such testing must be completed within the time frame specified in the rule.

If you have any additional questions, please contact Dickson Dibble at 850/921-9586.

Sincerely,


Sandra F. Veazey, Chief
Bureau of Air Monitoring
and Mobile Sources

SFV/pg

cc: Mr. Wayne Tutt, Duval County

**CONCRETE BATCHING PLANT
AIR GENERAL PERMIT REGISTRATION FORM**

RECEIVED
 SEP 15 2008
 Bureau of Air Pollution Control
 Florida Department of Environmental Protection

Part II. Notification to Permitting Office
(Detach and submit to appropriate permitting office; keep copy onsite)

Instructions: To give notice to the Department of an eligible facility's intent to use this air general permit, the owner or operator of the facility must detach and complete this part of the Air General Permit Registration Form and submit it to the appropriate Department of Environmental Protection or local air pollution control program office which has permitting authority. Please type or print clearly all information, and enclose the appropriate air general permit registration processing fee pursuant to Rule 62-4.050(4)(o), F.A.C. (\$100 as of the effective date of this form)

0310192-006

Registration Type

Check one:

INITIAL REGISTRATION - Notification of intent to:

Construct and operate a proposed new facility.

Operate an existing facility not currently using an air general permit (e.g., a facility proposing to go from an air operation permit to an air general permit).

RE-REGISTRATION (for facilities currently using an air general permit) - Notification of intent to:

Continue operating the facility after expiration of the current term of air general permit use.

Continue operating the facility after a change of ownership.

Make an equipment change requiring re-registration pursuant to Rule 62-210.310(2)(e), F.A.C., or any other change not considered an administrative correction under Rule 62-210.310(2)(d), F.A.C.

Surrender of Existing Air Operation Permit(s) - For Initial Registrations Only

If the facility currently holds one or more air operation permits, such permit(s) must be surrendered by the owner or operator upon the effective date of this air general permit. In such case, check the first box, and indicate the operation permits being surrendered. If no air operation permits are held by the facility, check the second box.

All existing air operation permits for this facility are hereby surrendered upon the effective date of this air general permit; specifically permit number(s):
0310192-005-AG

No air operation permits currently exist for this facility.

General Facility Information

Facility Owner/Company Name (Name of corporation, agency, or individual owner who or which owns, leases, operates, controls, or supervises the facility.)
CEMEX Construction Materials Florida, L.L.C.

Site Name (Name, if any, of the facility site; e.g., Plant A, Metropolis Plant, etc. If more than one facility is owned, a registration form must be completed for each.)
Marshall Street Ready-Mix and Block Plant

Facility Location (Provide the physical location of the facility, not necessarily the mailing address.)
Street Address: 1751 Marshall Street
City: Jacksonville County: Duval Zip Code: 32201

Facility Start-Up Date (Estimated start-up date of proposed **new** facility.) (N/A for existing facility)
N/A

Owner/Authorized Representative

Name and Position Title (Person who, by signing this form below, certifies that the facility is eligible to use this air general permit.)

Print Name and Title: Sigurd Bo, Environmental Manager - Central Materials Division

Owner/Authorized Representative Mailing Address

Organization/Firm:CEMEX Construction Materials Florida, L.L.C.

Street Address:3626 Quadrangle Blvd., Suite 200

City:Orlando

County:Orange

Zip Code:32817

Owner/Authorized Representative Telephone Numbers

Telephone:(407) 841 - 8409

Fax:(407) 841 - 8227

Cell phone (optional):(407) 312-7119

Facility Contact (If different from Owner/Authorized Representative)

Name and Position Title (Plant manager or person to be contacted regarding day-to-day operations at the facility.)

Print Name and Title: SAME AS ABOVE

Facility Contact Mailing Address

Organization/Firm:

Street Address:

City:

County:

Zip Code:

Facility Contact Telephone Numbers

Telephone:

Fax:

Cell phone (optional):


Owner/Authorized Representative Statement

This statement must be signed and dated by the person named above as owner or authorized representative

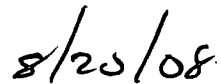
I, the undersigned, am the owner or authorized representative of the owner or operator of the facility addressed in this Air General Permit Registration Form. I hereby certify, based on information and belief formed after reasonable inquiry, that the facility addressed in this registration form is eligible for use of this air general permit and that the statements made in this registration form are true, accurate and complete. Further, I agree to operate and maintain the facility described in this registration form so as to comply with all applicable standards for control of air pollutant emissions found in the statutes of the State of Florida and rules of the Department of Environmental Protection and revisions thereof.

I will promptly notify the Department of any changes to the information contained in this registration form.

Signature



Date



Type of Facility

Check one:

Stationary Facility

Relocatable Facility

Type(s) of Reasonable Precautions Used to Prevent Unconfined Emissions

Check all precautions to be used for the management of roads, parking areas, stock piles and yards:

Pave Roads

Pave Parking Areas

Pave Yards

Maintain Roads/Parking/Yards

Use Water Application

Use Dust Suppressant

Remove Particulate Matter

Reduce Stock Pile Height

Install Wind Breaks

Check all precautions to be used for the management of drop points to trucks:

Spray Bar

Chute

Enclosure

Partial enclosure

Description of Reasonable Precautions

Below, or as an attachment to this form, provide details of all types of reasonable precautions to be used to prevent unconfined emissions at the facility.

CEMEX Construction Materials Florida, L.L.C. takes reasonable precautions to control unconfined emissions from hoppers, storage and conveying equipment, conveyor drop points, truck loading and unloading, roads, parking areas, stock piles and yards as required by Rule 62-296.320(4)(c), F.A.C. The following are the precautions taken at this facility.

Regular sweeping and/or the application of water to the yard is used to control airborne emissions.

Regular removal of particulate matter from roads, paved areas and work areas serves to reduce airborne particulate matter.

The height of stock piles are reduced and the aggregates are continuously sprayed to mitigate wind entrainment of particulate matter.

The loadout area is partially enclosed to prevent emissions at the drop point into the truck.

Description of Facility

Below, or as an attachment to this form, provide a description of the concrete batching plant operations at the facility in sufficient detail to demonstrate the facility's eligibility for use of this air general permit and to provide a basis for tracking any future equipment or process changes at the facility. Describe all air pollutant-emitting processes and equipment at the facility, and identify any air pollution control measures or equipment used.

This facility consists of both a ready-mix and a block production plant. These plants use cement, flyash, and aggregate materials to produce ready-mix concrete and concrete block. Dust emissions from these plants are controlled by the following methods.

Ready-Mix Plant:

Emissions generated during pneumatic filling of the cement and flyash silos are controlled by C&W CP305 baghouses.

Emissions generated from the batching/truck loading operation are controlled by a shroud and a Con-E-Co Model V120-1000-15 Central dust collector.

Emission Units (EU'S) are as follows:

Cement Silo:	Point ID No: 01 ✓
Flyash Silo:	Point ID No: 02
Truck Loadout:	Point ID No: 03

Block Plant:

Emissions generated during pneumatic filling of the cement silo is controlled by a Vince Hagen ES268B baghouse.

Emission Units (EU's) area as follows:

Cement Silo:	Point ID No: 04 ✓
--------------	-------------------

Cashlisting: 70864 Cashlist Area: 3755 Description: DIV OF AIR RESOURCES MGMT.
 Deposit No: 291139 Date Deposited: 09/11/2008 Contact: E. WALKER

Object	Transmittal	Dep DDN	Receipt Number	Pre-Numbered Receipt	Name	Check Number	Payment Amount	Reference Account	Payment Number	Remittance Number	Fund	Grant
24	002272	50442	636775		RINKER MATERIALS	21738206	\$100.00	174464	899409	795761	PFTF	
25	—	50442	636775		RINKER MATERIALS	21738206	\$100.00	174465	899410	795761	PFTF	
26	—	50442	636775		RINKER MATERIALS	21738206	\$100.00	174466	899411	795761	PFTF	
27	—	50442	636775		RINKER MATERIALS	21738206	\$100.00	174467	899412	795761	PFTF	
28	—	50442	636775		RINKER MATERIALS	21738206	\$100.00	174468	899413	795761	PFTF	
29	—	50442	636775		RINKER MATERIALS	21738206	\$100.00	174469	899414	795761	PFTF	
30	—	50442	636775		RINKER MATERIALS	21738206	\$100.00	174470	899415	795761	PFTF	
31	—	50442	636775		RINKER MATERIALS	21738206	\$100.00	174471	899416	795761	PFTF	
32	—	50442	636775		RINKER MATERIALS	21738206	\$100.00	174472	899417	795761	PFTF	
33	—	50442	636775		RINKER MATERIALS	21738206	\$100.00	174473	899418	795761	PFTF	
34	—	50442	636775		RINKER MATERIALS	21738206	\$100.00	174474	899419	795761	PFTF	
35	—	50442	636775		RINKER MATERIALS	21738206	\$100.00	174475	899420	795761	PFTF	
36	—	50442	636775		RINKER MATERIALS	21738206	\$100.00	174476	899421	795761	PFTF	
37	—	50442	636775		RINKER MATERIALS	21738206	\$100.00	174477	899422	795761	PFTF	
38	—	50442	636775		RINKER MATERIALS	21738206	\$100.00	174478	899423	795761	PFTF	
39	—	50442	636775		RINKER MATERIALS	21738206	\$100.00	174479	899424	795761	PFTF	
40	—	50442	636775		RINKER MATERIALS	21738206	\$100.00	174480	899425	795761	PFTF	
41	—	50442	636775		RINKER MATERIALS	21738206	\$100.00	174481	899426	795761	PFTF	
42	—	50442	636775		RINKER MATERIALS	21738206	\$100.00	174482	899427	795761	PFTF	
43	—	50442	636775		RINKER MATERIALS	21738206	\$100.00	174483	899428	795761	PFTF	
44	—	50442	636775		RINKER MATERIALS	21738206	\$100.00	174484	899429	795761	PFTF	
45	—	50442	636775		RINKER MATERIALS	21738206	\$100.00	174485	899430	795761	PFTF	
46	—	50442	636775		RINKER MATERIALS	21738206	\$100.00	174486	899431	795761	PFTF	
47	—	50442	636775		RINKER MATERIALS	21738206	\$100.00	174487	899432	795761	PFTF	

RLV

*03/09/2-006
9/25/2008-CCB*