

RECEIVED

FEB 05 2010

CONCRETE BATCHING PLANT  
AIR GENERAL PERMIT REGISTRATION FORM

Bureau of Air Monitoring  
& Mobile Sources

Part II. Notification to Permitting Office  
(Detach and submit to appropriate permitting office; keep copy onsite)

**Instructions:** To give notice to the Department of an eligible facility's intent to use this air general permit, the owner or operator of the facility must detach and complete this part of the Air General Permit Registration Form and submit it to the appropriate Department of Environmental Protection or local air pollution control program office which has permitting authority. Please type or print clearly all information, and enclose the appropriate air general permit registration processing fee pursuant to Rule 62-4.050, F.A.C. (\$100 as of the effective date of this form)

7770016-007

Registration Type

Check one:

**INITIAL REGISTRATION** - Notification of intent to:

- Construct and operate a proposed new facility.
- Operate an existing facility not currently using an air general permit (e.g., a facility proposing to go from an air operation permit to an air general permit).

**RE-REGISTRATION** (for facilities currently using an air general permit) - Notification of intent to:

- Continue operating the facility after expiration of the current term of air general permit use.
- Continue operating the facility after a change of ownership.
- Make an equipment change requiring re-registration pursuant to Rule 62-210.310(2)(e), F.A.C., or any other change not considered an administrative correction under Rule 62-210.310(2)(d), F.A.C.

Surrender of Existing Air Operation Permit(s) - For Initial Registrations Only

If the facility currently holds one or more air operation permits, such permit(s) must be surrendered by the owner or operator upon the effective date of this air general permit. In such case, check the first box, and indicate the operation permits being surrendered. If no air operation permits are held by the facility, check the second box.

- All existing air operation permits for this facility are hereby surrendered upon the effective date of this air general permit; specifically permit number(s):  
7770016-06-AG
- No air operation permits currently exist for this facility.

General Facility Information

Facility Owner/Company Name (Name of corporation, agency, or individual owner who or which owns, leases, operates, controls, or supervises the facility.)

Couch Ready Mix USA

Site Name (Name, if any, of the facility site; e.g., Plant A, Metropolis Plant, etc. If more than one facility is owned, a registration form must be completed for each.)

Villa Tasso Plant

Facility Location (Provide the physical location of the facility, not necessarily the mailing address.)

Street Address: 16042 Highway 20 West

City: Niceville

County: Walton

Zip Code: 32578

Facility Start-Up Date (Estimated start-up date of proposed new facility.) (N/A for existing facility)

N/A

**Owner/Authorized Representative**

Name and Position Title (Person who, by signing this form below, certifies that the facility is eligible to use this air general permit.)

Print Name and Title: Erin Williams Christie, Environmental Director

Owner/Authorized Representative Mailing Address

Organization/Firm: Ready Mix USA, LLC

Street Address: 2570 Ruffner Road

City: Birmingham, AL

County:

Zip Code: 35210

Owner/Authorized Representative Telephone Numbers

Telephone: 205-986-4800

Fax: 205-314-6550

Cell phone (optional): 205-936-3572

**Facility Contact (If different from Owner/Authorized Representative)**

Name and Position Title (Plant manager or person to be contacted regarding day-to-day operations at the facility.)

Print Name and Title: Wiley Willoughby, Operations Manager

Facility Contact Mailing Address

Organization/Firm: Couch Ready Mix USA

Street Address: 12220 Panama City Beach Parkway

City: Panama City Beach

County: Bay

Zip Code: 32417

Facility Contact Telephone Numbers

Telephone: 850-785-1934

Fax: 850-236-9109

Cell phone (optional): 850-258-1634

**Owner/Authorized Representative Statement**

This statement must be signed and dated by the person named above as owner or authorized representative

*I, the undersigned, am the owner or authorized representative of the owner or operator of the facility addressed in this Air General Permit Registration Form. I hereby certify, based on information and belief formed after reasonable inquiry, that the facility addressed in this registration form is eligible for use of this air general permit and that the statements made in this registration form are true, accurate and complete. Further, I agree to operate and maintain the facility described in this registration form so as to comply with all applicable standards for control of air pollutant emissions found in the statutes of the State of Florida and rules of the Department of Environmental Protection and revisions thereof.*

*I will promptly notify the Department of any changes to the information contained in this registration form.*

  
Signature

1.18.10  
Date

**Type of Facility**

Check one:

Stationary Facility

Relocatable Facility

**Type(s) of Reasonable Precautions Used to Prevent Unconfined Emissions**

Check all precautions to be used for the management of roads, parking areas, stock piles and yards:

Pave Roads

Pave Parking Areas

Pave Yards

Maintain Roads/Parking/Yards

Use Water Application

Use Dust Suppressant

Remove Particulate Matter

Reduce Stock Pile Height

Install Wind Breaks

Check all precautions to be used for the management of drop points to trucks:

Spray Bar

Chute

Enclosure

Partial enclosure

**Description of Reasonable Precautions**

Below, or as an attachment to this form, provide details of all types of reasonable precautions to be used to prevent unconfined emissions at the facility. Each silo has a Mertz 32 bag cloth filter, 6 1/2" ID x 64" long air bags, 250 sq ft filter space per silo, automatic filter shakers on timers, 1/3 h.p. shaker starter motor.

**Description of Facility**

Below, or as an attachment to this form, provide a description of the concrete batching plant operations at the facility in sufficient detail to demonstrate the facility's eligibility for use of this air general permit and to provide a basis for tracking any future equipment or process changes at the facility. Describe all air pollutant-emitting processes and equipment at the facility, and identify any air pollution control measures or equipment used.

This facility combines rock, sand, water and cement to make ready mixed concrete. The mixture is loaded into a ready mix truck and transported to job sites. The plant operates 5.5 days a week. The plant is in operation based on market demand.

**Dibble, Dickson**

---

**From:** Dibble, Dickson  
**Sent:** Friday, February 12, 2010 9:40 AM  
**To:** 'ErinC@readymixusa.com'  
**Cc:** Ajhar, Rebecca  
**Subject:** Facility ID #'s 7775286 & 7770016

Good morning Erin,

I hope your day is going well and that you are not knee-deep in snow or ice.

I need some help with your Concrete Batching registration forms in that some of your equipment description information and processes are not quite as detailed or specific as they could be.

I called yesterday and left a message on your phone regarding the first item #7775286 immediately below. The second item, #7775286 is also missing more specific detail.

- 1) AIRS ID# 7775286-002-AG, COUCH READY MIX USA dba VILLA TASSO MINI, 10640 HWY 20 W, NICEVILLE, FL 32578 - Our database reflects that no equipment is present at this location. Your submitted form says there is a Cemco portable CCB Plant w/ two silos, 50 & 52 T cap, no other identifying info provided, such as Model #'s, emission control devices, silo capacities (Mfr, model #'s filter area) etc. Is there a truck loadout, and how are fugitive emissions controlled at the drop point? Can you confirm, and also supply more specific identification information as called for on the forms.
- 2) AIRS ID# <sup>0016</sup>7775286-007-AG, COUCH READY MIX USA dba VILLA TASSO PLANT, 10642 HWY 20 W, NICEVILLE, FL 32578 - Submitted form (Page ten (10)) does not tell me how many silos are located on site. What are the MERTZ baghouse model numbers? Is there a truck loadout, and how are fugitive emissions controlled at the loadout drop point or is the concrete wet loaded into the trucks? For future reference, try to keep all Fugitive emissions Reasonable Precautions information on Page nine (9) and all Confined emissions unit equipment & Emissions Control equipment information on Page ten (10).

If you have any questions, comments or concerns please e-mail or call.

Thank you for your assistance with clarifying these issues.

Sincerely yours,

*Dickson E. Dibble*

**Dickson E. Dibble, ES III**


FL Dept of Environmental Protection  
Div. of Air Resource Management  
Bureau of Air Monitoring & Mobile Sources  
Air General Permit Program  
Tel. (850) 921-9586  
FAX (850) 922-6979  
ICG-#345

**Dickson.Dibble@dep.state.fl.us**




**Please note:** Florida has a very broad public records law. Most written communications to or from state officials regarding state business are public records available to the public and media upon request. Your e-mail communications may therefore be subject to public disclosure

Erin Christie  
Environmental Director  
Ready Mix USA, LLC  
2570 Ruffner Road  
Birmingham, Al 35210



7006 2760 0004 3099 7132



neopost

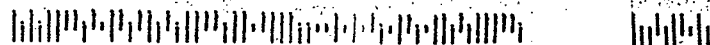
049J82049738

\$07.51

02/01/2010

Mailed From 35210

US POSTAGE



FL DEPT OF ENVIRONMENTAL  
AIR PERMITTING  
Attn: Dick Dibble  
P.O. Box 3070  
Tallahassee, FL 32315-3070