

**HUMAN CREMATORY
AIR GENERAL PERMIT REGISTRATION FORM**

RECEIVED
 OCT 08 2007
 Bureau of Air Monitoring
& Mobile Source Regulation

Part II. Notification to Permitting Office

(Detach and submit to appropriate permitting office; keep copy onsite)

Instructions: To give notice to the Department of an eligible facility's intent to use this air general permit, the owner or operator of the facility must detach and complete this part of the Air General Permit Registration Form and submit it to the appropriate Department of Environmental Protection or local air pollution control program office which has permitting authority. Please type or print clearly all information, and enclose the appropriate air general permit registration processing fee pursuant to Rule 62-4.050(4)(o), F.A.C. (\$100 as of the effective date of this form)

1050134-005

Registration Type

Check one:

INITIAL REGISTRATION - Notification of intent to:

- Construct and operate a proposed new facility.
- Operate an existing facility not currently using an air general permit (e.g., a facility proposing to go from an air operation permit to an air general permit).

RE-REGISTRATION (for facilities currently using an air general permit) - Notification of intent to:

- Continue operating the facility after expiration of the current term of air general permit use.
- Continue operating the facility after a change of ownership.
- Make an equipment change requiring re-registration pursuant to Rule 62-210.310(2)(e), F.A.C., or any other change not considered an administrative correction under Rule 62-210.310(2)(d), F.A.C.

Surrender of Existing Air Operation Permit(s) - For Initial Registrations Only

If the facility currently holds one or more air operation permits, such permit(s) must be surrendered by the owner or operator upon the effective date of this air general permit. In such case, check the first box, and indicate the operation permits being surrendered. If no air operation permits are held by the facility, check the second box.

- All existing air operation permits for this facility are hereby surrendered upon the effective date of this air general permit; specifically permit number(s): # 1050134-004-AD
- No air operation permits currently exist for this facility.

General Facility Information

Facility Owner/Company Name (Name of corporation, agency, or individual owner who or which owns, leases, operates, controls, or supervises the facility.)
HEATH FUNERAL CHAPEL

Site Name (Name, if any, of the facility site; e.g., Plant A, Metropolis Plant, etc. If more than one facility is owned, a registration form must be completed for each.)
LAKELAND FACILITY

Facility Location (Provide the physical location of the facility, not necessarily the mailing address.)
Street Address: 328 SOUTH INGRAHAM AVE.
City: LAKELAND County: POLK Zip Code: 33801

Facility Start-Up Date (Estimated start-up date of proposed new facility.) (N/A for existing facility)
12/15/07

Owner/Authorized Representative

Name and Position Title (Person who, by signing this form below, certifies that the facility is eligible to use this air general permit.)

Print Name and Title: FOSTER HEATH, OWNER

Owner/Authorized Representative Mailing Address

Organization/Firm: HEATH FUNERAL CHAPEL

Street Address: 328 SOUTH INGRAHAM

City: LAKELAND

County: POLK

Zip Code: 33801

Owner/Authorized Representative Telephone Numbers

Telephone: 863-682-0111

Fax: 863-682-0939

Cell phone (optional):

Facility Contact (If different from Owner/Authorized Representative)

Name and Position Title (Plant manager or person to be contacted regarding day-to-day operations at the facility.)

Print Name and Title: SAME AS ABOVE

William L. Schichtel

Facility Contact Mailing Address

Organization/Firm:

Street Address:

City:

County: *Polk*

Zip Code: *33801*

Facility Contact Telephone Numbers

Telephone: *863 682-0111*

Fax: *863 682-0939*

Cell phone (optional):

Owner/Authorized Representative Statement

This statement must be signed and dated by the person named above as owner or authorized representative

I, the undersigned, am the owner or authorized representative of the owner or operator of the facility addressed in this Air General Permit Registration Form. I hereby certify, based on information and belief formed after reasonable inquiry, that the facility addressed in this registration form is eligible for use of this air general permit and that the statements made in this registration form are true, accurate and complete. Further, I agree to operate and maintain the facility described in this registration form so as to comply with all applicable standards for control of air pollutant emissions found in the statutes of the State of Florida and rules of the Department of Environmental Protection and revisions thereof.

I will promptly notify the Department of any changes to the information contained in this registration form.

Justin E. Heath
Signature

Sept. 24, 2007
Date

Design Calculations

If this is an initial registration for a proposed new human crematory unit, provide design calculations to confirm a sufficient volume in the secondary chamber combustion zone to provide for at least a 1.0 second gas residence time at 1800 degrees F.

- Manufacturer's' design calculations attached.
- Registration is not for proposed new human crematory unit(s).

Description of Facility

Below, or as an attachment to this form, provide a description of all crematory operations at the facility in sufficient detail to demonstrate the facility's eligibility for use of this air general permit and to provide a basis for tracking any future equipment or process changes at the facility. Describe all air pollutant-emitting processes and equipment at the facility, and identify any air pollution control measures or equipment used.

Heath Funeral Chapel currently operates a Crawford C-1000 Crematory Incinerator. This notification is to replace the existing Crawford C-1000 crematory with a new B&L Cremation Systems, Inc. Phoenix Series , 150 lb/hr human crematory incinerator.

The new crematory is designed to burn human remains at the average incineration rate of 150 pounds per hour. The incinerator consists of primary and secondary (afterburner) chambers, each fired on natural gas with a maximum total design heat input rate of 2.0 mmbtu/hr (1.0 mmbtu/hr. Primary chamber, 1.0 mmbtu/hr. Secondary chamber).

Emissions are controlled by the afterburner, which will maintain a minimum secondary chamber combustion zone temperature of 1600°F prior to and during combustion of material in the primary chamber. The secondary chamber is designed to ensure one second residence time at a gas temperature of 1800°F, and is equipped with a continuous temperature monitor and recorder.

The unit is equipped with an opacity monitor that will adjust the cremation process if excess opacity is measured. Crematory and opacity monitor information is attached.





Home	About Us
Products	Clients
Services	Contact Us
Staff	Search
B&L Wear	


Human Cremation

Choose a Category

Go!

Below is the information about our Phoenix Series cremation retorts.

	<p>PhoenixII-1 - Specifications</p> <p>Dimensions: Height 8'-6" Width 6'-10" Length 12'-6" Weight : 30,000 lbs. Power Requirments: 220V, phase 1, 35 AMPS 110V, phase 1, 10 AMPS Gas Pressure: Natural Gas 7" W.C. Propane Gas 11" W.C. Cremation Rate: 150 lbs/hour Burner Output: Maximum Input Rating 2,000,000 BTU's per hour Afterburner Maximum 1,000,000 BTU's per hour Modulation Minimum 100,000 BTU's per hour Ignition Burner 100,000 BTU's per hour Cremation Burner 350,000 BTU's per hour Emission Burner 200,000 BTU's per hour Air Requirements: Outside air inlet louvers in the room located at or below burner height, capable of passing 2,500 CFM of free air.</p>
	<p>PhoenixII-2 - Specifications</p> <p>Dimensions: Height 8'-6" Width 8' Length 10'-8" Weight : 35,000 lbs. Power Requirments: 220V, phase 1, 35 AMPS 110V, phase 1, 10 AMPS Gas Pressure: Natural Gas 7" W.C. Propane Gas 11" W.C. Cremation Rate: 150 lbs/hour Burner Output: Maximum Input Rating 2,000,000 BTU's per hour Afterburner Maximum 1,000,000 BTU's per hour Modulation Minimum 100,000 BTU's per hour Ignition Burner 100,000 BTU's per hour Cremation Burner 350,000 BTU's per hour Emission Burner 200,000 BTU's per hour Air Requirements: Outside air inlet louvers in the room located at or below burner height, capable of passing 2,500 CFM of free air.</p>
	<p>PhoenixII-3 - Specifications</p> <p>Dimensions: Height 8'-6" Width 7'-10" Length 12' Weight : 35,000 lbs.</p>



Power Requirements: 220V, phase 1, 35 AMPS
110V, phase 1, 10 AMPS
Gas Pressure: Natural Gas 7" W.C.
Propane Gas 11" W.C.
Cremation Rate: 150 lbs/hour
Burner Output:
Maximum Input Rating 2,000,000 BTU's per hour
Afterburner Maximum 1,000,000 BTU's per hour
Modulation Minimum 100,000 BTU's per hour
Ignition Burner 100,000 BTU's per hour
Cremation Burner 350,000 BTU's per hour
Emission Burner 200,000 BTU's per hour
Air Requirements:
Outside air inlet louvers in the room
located at or below burner height, capable
of passing 2,500 CFM of free air.

Features Common to All Above Units

FULLY AUTOMATIC CONTROL SEQUENCE.

Operation is made simple by the fully automatic control sequence. A microprocessor temperature controller, with digital readouts, ensure optimum control while providing the lowest fuel consumption. Visual verification of each stage is provided on the control panel. Operator override is achieved at a turn of a switch for semi-manual control.

HOT HEARTH DESIGN. First introduced by B & L, this design allows for wasted afterburning heat to be recycled through the floor, eliminating fluid problems, lowering fuel consumption and extending the hearth life.

MULTI-CHAMBER AIR CONTROLLED DESIGN.

The entire combustion process is completed within the air controlled chambers eliminating burning in the stack, allowing for 24 hour operation and providing for greater fuel efficiency over excess air designs.

POLLUTION MONITORING & CONTROL

SYSTEM. This system constantly monitors the stack gases to prevent visible emissions. Integrated with the automatic system, this feature enables the unit to make all necessary adjustments automatically.

REFRACTORY LINED STACK. A three inch insulating liner is provided as a safety feature. While gases seldom exceed 800oF, the liner reduces heat penetration under every condition, preventing the possibility of fire. A ten year warranty is offered on the stack liner.

LOW NOISE. The secondary combustion blower has been manufactured and installed to allow for low noise operation. The Phoenix retorts are the quietest units available.

[← Back](#)

HYDRAULIC LOADING DOOR. Push button operated, this feature enables the operator to open the door to the desired height from the control panel, an important safety feature for busy installations, providing better fuel efficiency and longer refractory life.

STAINLESS STEEL FRONT. More than just aesthetics. Stainless steel is easy to clean, while providing a professional finish to your equipment...an important feature when considering a viewing.

REMAINS REMOVAL SYSTEM. A separate remains removal door, located at the rear of the unit, is included to enable the operator to push the remains to the rear of the chamber. This reduces heat loss and thermal shock as the clean-out door needs only to be opened 6"-8" for removal. A stainless steel cooling pan is located on the outside of the unit to prevent fluid contamination. A dust control system is provided for operator safety. An automatic fan system is provided to cool the remains.

REFRACTORY. Our exclusive features are high duty refractory walls in all chambers and six inch 3000oF high duty brick in all non-insulating areas. The hearth is cast from 3000oF abrasive resistant material and the main chamber ceiling is insulating firebrick to provide longevity and better fuel efficiency.

INSTALLATION. Installation is made easy as our units are fully piped, wired and tested prior to shipment from the factory. Once the machine has been off loaded and the stack and utilities hooked-up, our factory personnel provide a free start-up and training service.

B&L Cremation Systems, Inc.
7205 114th Avenue North Largo, Florida 33773
1-800-622-5411 Fax : (727) 547-0669
E-mail : Sales@blcremationsystems.com





Systems, Inc.

7205 - 114th Avenue North • Largo, Florida 33773
1-800-622-5411 • 727-541-4666 • facsimile 727-547-0669
e-mail: bcremsys@aol.com • www.bcremationsystems.com

VISIBLE OPACITY MONITOR (VOM-1)



APPLICATION: monitoring control used on retorts to warn operators and shut down processes based on opacity.

IMPROVED RUGGED DESIGN

EASY TO INSTALL AND SUPPORT

UNAFFECTED BY AMBIENT LIGHT

EXTERNAL ADJUSTMENT

SPANS UP TO 6 FEET

VISIBLE LED LIGHT SOURCE

World's Largest Independent Cremation Equipment Manufacturer

B&L CREMATION SYSTEMS, INC.

GENERAL PURPOSE OPACITY MONITOR

SPECIFICATIONS

LIGHT SOURCE: Pulsed visible LED

SPECTRAL RESPONSE: Between 400nm and 500nm

ANGLE OF VIEW: Less than 4 degrees from axis

AMBIENT LIGHT: No measurable effect

MAXIMUM DISTANCE BETWEEN MONITOR AND REFLECTOR: 6 Feet

MONITOR TYPE: Retro reflective using a 3" reflector

ADJUSTMENT RANGE: 0 TO 100% opacity

ACCURACY: +/- 3% of full scale

POWER: 24 VAC, less than 10 VA

OUTPUT: Relay, DPDT, 5.0 A @ 102 VAC
LED indicator for sensitivity adjustment

TEMPERATURE: Storage: -7 degrees to 32 degrees C
Operating: -29 degrees to 66 degrees C

PHYSICAL: 8.000"H x 5.750"W x 3.375" D

ENCLOSURE: Meets NEMA 3, 4, and 12 specs

OPACITY MONITOR ADJUSTMENT PROCEDURE (NEW)

The following procedure may be necessary to be performed from time to time due to vibration on the top of the retort. This procedure is designed to be both simple and quick, and to insure the proper operation of your retort.

It is suggested that before starting this procedure be carefully read, and if you have any questions, call the service dept. at B&L Cremation Systems. A service technician will be happy to answer any questions or assist you with the alignment / adjustment of your opacity monitor.

The best time to perform this procedure is on a cool retort.

Please check the cleanliness of the opacity monitor lens and reflector. Inspect the reflector for any damage, replacing it as necessary.

You will need the following tools.

6" adjustable wrench

7/16" wrench

A Phillips screwdriver

A small straight slot screwdriver

6' to 8' step ladder

Step 1: Open the electrical cabinet located on your retort. Inside, locate the "C1 BLOWER" contactor. At the bottom of the contactor, from left to right, you will see a red "STOP" button. To the right of this is a blue "RESET" button. Above this is a "TEST" slot (see fig 1).

Step 2: Using a pen, push the test slot to the left until only black is visible. This will disable the main blower, allowing you to adjust the opacity monitor, and hear the internal relay click.

Step 3: Turn on the retort with the main timer set to zero. The "Cool Down" lamp should be illuminated.

Step 4: Next, it will be necessary to get on top of the retort. Inspect the opacity monitor, locating the red alignment L.E.D. and the sensitivity adjustment (see fig. 2). The red L.E.D. should be lit, and by passing your hand in front of the lens, you should be able to hear the opacity monitor click. If you are experiencing minor nuisance tripping of the opacity system, turn the sensitivity adjustment COUNTERCLOCKWISE approximately 1/8 of a turn. This should correct the problem. Now press the round blue "RESET" button located on the "C1 BLOWER" contactor in the electrical cabinet. Your retort is now ready to operate. If, however, the red L.E.D. is not illuminated or you do not hear the clicking when you pass your hand in front of the monitor, proceed to step 5.

Step 5: Turn the sensitivity adjustment FULLY CLOCKWISE. Loosen the two mounting bolts holding the opacity monitor. By slowly moving the opacity monitor (left or right, forward or backward), obtain the maximum brightness possible for the L.E.D. Carefully tighten one of the mounting bolts, using shims as necessary, then snug the remaining bolt. Do NOT tighten this bolt. Turn the sensitivity adjustment COUNTERCLOCKWISE until the monitor clicks. Turn the sensitivity adjustment CLOCKWISE until you hear the monitor click again, then continue CLOCKWISE an additional 1/8 turn. The opacity monitor is now correctly set. Press the round blue "RESET" button on the "C1 BLOWER" contactor, completing the alignment procedure. Please note: if the circuit board is blank, counterclockwise and clockwise are reversed. Counterclockwise will be clockwise and clockwise will be counterclockwise.

If the red L.E.D. does not illuminate, or if the monitor does not click, please contact the service department at B&L Cremation Systems to further assist you.

OPACITY MONITOR ADJUSTMENT PROCEDURE

FIGURE 1 "CI BLOWER"

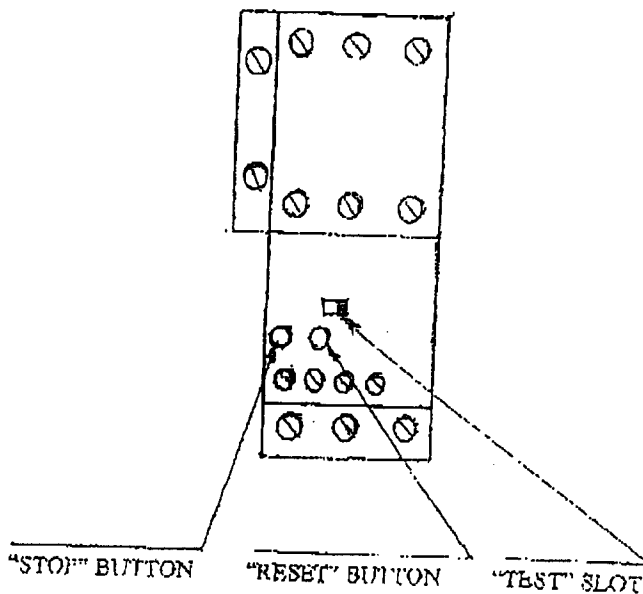
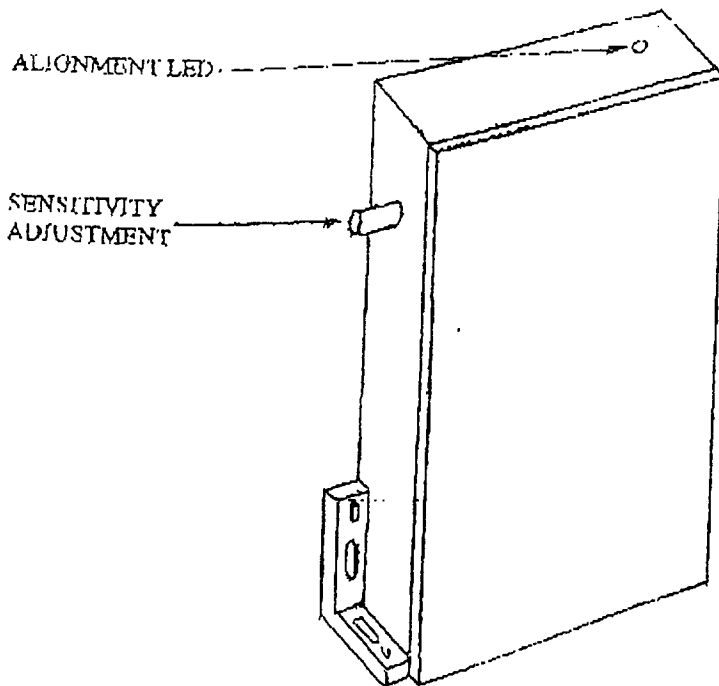


FIGURE 2, OPACITY MONITOR



**CALCULATIONS FOR PRODUCTS OF COMBUSTION
AND RESIDENCE TIME FOR
B & L CREMATION SYSTEMS PHOENIX SERIES,
LPG FIRED,
150 LB/HR, TYPE IV WASTE, HUMAN CREMATORY**

A. BASIS: 1 LB WASTE

1. $\frac{1 \text{ lb waste} \times 1000 \text{ Btu/lb waste}}{10,000 \text{ Btu} / 15 \text{ lb air}} = 1.5 \text{ lbs air}$
2. $\frac{1 \text{ lb waste} \times 0.10 \text{ lb combustible}}{\text{lb waste}} = 0.10 \text{ lbs of combustibles}$
3. $\frac{1 \text{ lb waste} \times 0.85 \text{ lb H}_2\text{O} \times 1.6^{(1)}}{\text{lb waste}} = 1.36 \text{ lbs of water}$
4. $\frac{6500 \text{ Btu aux fuel}^{(2)} \times 23.8 \text{ ft}^3 \text{ air/ft}^3 \text{ fuel}}{2550 \text{ Btu/ft}^3 \text{ fuel} \times 13.35 \text{ ft}^3 \text{ air/lb air @70}^\circ\text{F}} = 4.54 \text{ lb of air for aux fuel}$
5. $\frac{6500 \text{ Btu aux fuel} \times 0.044 \text{ lb fuel/ft}^3 \text{ fuel}}{2550 \text{ Btu/ft}^3 \text{ fuel}} = 0.11 \text{ lb of aux. fuel}$
6. Sum = PRODUCTS OF COMBUSTION (POC) = 7.61 LBS POC PER
LB OF WASTE @ 70 °F

B. RESIDENCE TIME @ 1800 °F

$$\frac{7.61 \text{ lb POC/lb waste} \times 56.93 \text{ ft}^3/\text{lb POC @1800 }^\circ\text{F} \times 150 \text{ lb waste/hr}}{3600 \text{ sec/hr}}$$

$$= 18 \text{ ft}^3/\text{sec @1800 }^\circ\text{F}$$

$$= 18 \text{ ft}^3 \text{ for 1 second residence time}$$


Thermocouple placement at: 20 ft³

Secondary chamber operating temperature ≥ 1600 °F

(1) Correction multiplier for dry air and water vapor

(2) Fuel is natural gas

References: Incinerator Institute of America
North American Combustion Handbook



**AIR GENERAL
PERMIT REGISTRATION**

HEATH FUNERAL CHAPEL

HUMAN CREMATORY

Facility ID: 1050134
SES Reference No. 07P389

Prepared For:

**HEATH FUNERAL CHAPEL
328 Ingraham Ave.
Lakeland Florida 33801**

Prepared By:

**SOUTHERN ENVIRONMENTAL
SCIENCES, INC.
1204 North Wheeler Street
Plant City, Florida 33566**

**PLEASE SEND COPIES
OF ANY CORRESPONDANCE
RELATING TO THIS PERMIT TO:**

**Ken Roberts, Vice President
SOUTHERN ENVIRONMENTAL SCIENCES, INC.
1204 North Wheeler Street
Plant City, Florida 33563**

REGISTRATION FORM

**CREMATORY AND OPACITY
MONITOR INFORMATION**


RESIDENCE TIME CALCULATIONS

Heath Funeral Chapel
328 S. Ingraham Avenue
Lakeland, Florida 33801




POSTAGE DUE .22
TALLHASSEE FL 32315

109
137
101
22



Florida Dept. of Environmental
Protection
P.O. Box 3070
Tallahassee, Fl. 32315-3070



**Florida Department of Environmental Protection
Cash Receiving Application (CRA)
Cashlisting by Deposit #: 281193 thru 281193
Printed: 10/3/2007 4:29:54 PM - Page 6**

Cashlisting: **64369** Cashlist Area: **3755** Description: **DIV OF AIR RESOURCES MGMT.**
 Deposit No: **281193** Date Deposited: **10/03/2007** Contact: **PATTY ADAMS**

Object	Transmittal	Dep DDN	Receipt Number	Pre-Numbered Receipt	Name	Check Number	Payment Amount	Reference Account	Payment Number	Remittance Number	Fund
002272	45063	477140	602157		HEATH FUNERAL CHAPEL, INC.	40531	\$100.00	<i>✓ 10/9/2007</i>	842177	750482	PFTF
	45063	477145	602162		LIGHTHOUSE FUNERAL SERVICES	10000	\$100.00		842181	750487	PFTF
	45063	477148	602165		RINKER MATERIALS	21562800	\$100.00		842185	750490	PFTF
Object Code 002272 Subtotal:							\$300.00				
002278	45063	477142	602159		SIMPSON ENVIRONMENTAL SERVICES	014141	\$300.00	45863	842179	750484	APCTF
	45063	477143	602160		DECON ENVIRONMENTAL & ENGINEER	40263	\$300.00	43865	842180	750485	APCTF
Object Code 002278 Subtotal:							\$600.00				
002303	45063	477144	602161		ORANGE COUNTY, BOCC	0000618403	\$200.00		842189	750486	PFTF
Object Code 002303 Subtotal:							\$200.00				
002304	45063	477144	602161		ORANGE COUNTY, BOCC	0000618403	\$760.00		842188	750486	PFTF
	45074		602229		CITY OF JACKSONVILLE	00798094	\$650.00		842229	750559	PFTF
Object Code 002304 Subtotal:							\$1,410.00				
002309	45063	477144	602161		ORANGE COUNTY, BOCC	0000618403	\$20.00		842190	750486	PFTF
Object Code 002309 Subtotal:							\$20.00				
Cashlisting 64369 Total:							\$2,530.00				