

CONCRETE BATCHING PLANT AIR GENERAL PERMIT REGISTRATION FORM

Part II. Notification to Permitting Office

(Detach and submit to appropriate permitting office; keep copy onsite)

Instructions: To give notice to the Department of an eligible facility's intent to use this air general permit, the owner or operator of the facility must detach and complete this part of the Air General Permit Registration Form and submit it to the appropriate Department of Environmental Protection or local air pollution control program office which has permitting authority. Please type or print clearly all information, and enclose the appropriate air general permit registration processing fee pursuant to Rule 62-4.050(4)(o), F.A.C. (\$100 as of the effective date of this form)

Registration Type

1010376-005

Check one:

INITIAL REGISTRATION - Notification of intent to:

- Construct and operate a proposed new facility.
 Operate an existing facility not currently using an air general permit (e.g., a facility proposing to go from an air operation permit to an air general permit).

RE-REGISTRATION (for facilities currently using an air general permit) - Notification of intent to:

- Continue operating the facility after expiration of the current term of air general permit use.
 Continue operating the facility after a change of ownership.
 Make an equipment change requiring re-registration pursuant to Rule 62-210.310(2)(e), F.A.C., or any other change not considered an administrative correction under Rule 62-210.310(2)(d), F.A.C.

Surrender of Existing Air Operation Permit(s) - For Initial Registrations Only

If the facility currently holds one or more air operation permits, such permit(s) must be surrendered by the owner or operator upon the effective date of this air general permit. In such case, check the first box, and indicate the operation permits being surrendered. If no air operation permits are held by the facility, check the second box.

- All existing air operation permits for this facility are hereby surrendered upon the effective date of this air general permit; specifically permit number(s):
 1010376-002-AG
 No air operation permits currently exist for this facility.

General Facility Information

Facility Owner/Company Name (Name of corporation, agency, or individual owner who or which owns, leases, operates, controls, or supervises the facility.)

CEMEX Construction Materials Florida, LLC

Site Name (Name, if any, of the facility site; e.g., Plant A, Metropolis Plant, etc. If more than one facility is owned, a registration form must be completed for each.)

Ehren Cut-off RM and Block Facility

Facility Location (Provide the physical location of the facility, not necessarily the mailing address.)

Street Address: 11121 Ehren Cut-Off

City: Land O' Lakes

County: Pasco

Zip Code: 34639

Facility Start-Up Date (Estimated start-up date of proposed new facility.) (N/A for existing facility)

N/A

Owner/Authorized Representative

Name and Position Title (Person who, by signing this form below, certifies that the facility is eligible to use this air general permit.)

Print Name and Title: Jason Jones, Environmental Manager

Owner/Authorized Representative Mailing Address

Organization/Firm: CEMEX Construction Materials Florida, LLC

Street Address: Post Office Box 31965

City: Tampa

County: Hillsborough

Zip Code: 33631

Owner/Authorized Representative Telephone Numbers

Telephone: (813) 269-1240

Fax: (813) 269-1030

Cell phone (optional):

Facility Contact (If different from Owner/Authorized Representative)

Name and Position Title (Plant manager or person to be contacted regarding day-to-day operations at the facility.)

Print Name and Title: Same

Facility Contact Mailing Address

Organization/Firm:

Street Address:

City:

County:

Zip Code:

Facility Contact Telephone Numbers

Telephone:

Fax:


Cell phone (optional):

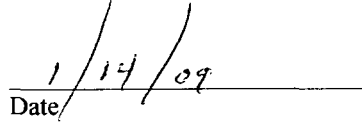
Owner/Authorized Representative Statement

This statement must be signed and dated by the person named above as owner or authorized representative

I, the undersigned, am the owner or authorized representative of the owner or operator of the facility addressed in this Air General Permit Registration Form. I hereby certify, based on information and belief formed after reasonable inquiry, that the facility addressed in this registration form is eligible for use of this air general permit and that the statements made in this registration form are true, accurate and complete. Further, I agree to operate and maintain the facility described in this registration form so as to comply with all applicable standards for control of air pollutant emissions found in the statutes of the State of Florida and rules of the Department of Environmental Protection and revisions thereof.

I will promptly notify the Department of any changes to the information contained in this registration form.


Signature


Date

Type of Facility

Check one:

Stationary Facility

Relocatable Facility

Type(s) of Reasonable Precautions Used to Prevent Unconfined Emissions

Check all precautions to be used for the management of roads, parking areas, stock piles and yards:

Pave Roads

Pave Parking Areas

Pave Yards

Maintain Roads/Parking/Yards

Use Water Application

Use Dust Suppressant

Remove Particulate Matter

Reduce Stock Pile Height

Install Wind Breaks

Check all precautions to be used for the management of drop points to trucks:

Spray Bar

Chute

Enclosure

Partial enclosure

Description of Reasonable Precautions

Below, or as an attachment to this form, provide details of all types of reasonable precautions to be used to prevent unconfined emissions at the facility.

CEMEX Construction Materials Florida, LLC. takes reasonable precautions to control unconfined emissions from hoppers, storage and conveying equipment, conveyor drop points, truck loading and unloading, roads, parking areas, stock piles and yards as required by Rule 62-296.320(4)(c), F.A.C. The following are the precautions taken at this facility.

Regular sweeping and/or the application of water to the yard is used to control airborne emissions.

Regular removal of particulate matter from roads, paved areas and work areas serves to reduce airborne particulate matter.

The height of stock piles are reduced to mitigate wind entrainment of particulate matter from the aggregates.

Description of Facility

Below, or as an attachment to this form, provide a description of the concrete batching plant operations at the facility in sufficient detail to demonstrate the facility's eligibility for use of this air general permit and to provide a basis for tracking any future equipment or process changes at the facility. Describe all air pollutant-emitting processes and equipment at the facility, and identify any air pollution control measures or equipment used.

This facility consists of a ready mix concrete plant and concrete block production plant. This plant uses cement, flyash, slag and aggregate materials to produce ready mix concrete and concrete block. Dust emissions are controlled by the following methods.

Emissions generated during the pneumatic filling of the RM silos are controlled by individual C&W CP300-839 dust collectors and C&W CP-305-839 dust collectors at the block plant.

Emissions generated during the loading of mixer trucks are controlled by a C&W Model CP-1220 dust collector

Emissions generated during the weighing of materials are controlled by a C&W Model CP-35-219 dust collectors at the RM plant and C&W Model CP-100-127 dust collectors at the block plant

Ready Mix Plant:

- Point ID No: 01 Cement Silo dust collector
- Point ID No: 02 Slag Silo dust collector
- Point ID No: 03 Flyash Silo dust collector
- Point ID No: 04 Truck Loadout dust collector
- Point ID No: 05 Cement Weigh Hopper/Scale dust collector
- Point ID No: 08 Flyash/Slag Weigh hopper dust collector

Block Plant:

- Point ID No: 06 Cement Silo Baghouse
- Point ID No: 07 Weigh Hopper Baghouse



January 12, 2009

Mr. Dick Dibble
FLORIDA DEPARTMENT
OF ENVIRONMENTAL PROTECTION
Receipts
Post Office Box 3070
Tallahassee, FL 32315-3070

Re: Cemex Construction Materials, L.P.
Air General Registration
Ehren Cut-Off RM and Block facility
1010376-002-AG

Dear Mr. Dibble,

Enclosed, please find the completed Air General Permit Registration Form and appropriate processing fee for the above mentioned facility. This registration is being resubmitted due to an administrative error when submitting the previous registration for the name change.

If you have any questions please do not hesitate to contact me.

Sincerely,

A handwritten signature in black ink that reads "Jason Jones". The signature is fluid and cursive, with a large initial "J" and "J".

Jason Jones
Environmental Manager
West Florida Division

Cc: Wendy Simmons, FDEP Southwest District

To Open **EXTREMELY URGENT** Please Rush To Addressee

Schedule package pickup right from your home or office at usps.com/pickup



POSTAGE AND FEES PAID



PLEASE PRESS FIRMLY

Print postage online - Go to usps.com/postageonline

CORPORATE ACCOUNT

Label 109, December 2006

www.usps.com

PLEASE PRESS FIRMLY



UNITED STATES POSTAL SERVICE

Flat Rate Mailing Envelope

For Domestic and International Use




When used internationally affix customs declaration (PS Form 2976, or 2976A)



EM 095984727 US



UNITED STATES POSTAL SERVICE®



Mailing Label Label 11-F, April 2004

Post Office To Addressee

PRESS HARD. YOU ARE MAKING 3 COPIES.

ORIGIN (POSTAL SERVICE USE ONLY)			DELIVERY (POSTAL USE ONLY)		
PO ZIP Code 33603	Day of Delivery <input checked="" type="checkbox"/> Next <input type="checkbox"/> 2nd <input type="checkbox"/> 2nd Del. Day	Postage \$	Delivery Attempt Mo. 01 Day 16 Time 10:20 <input type="checkbox"/> AM <input checked="" type="checkbox"/> PM	Time <input type="checkbox"/> AM <input checked="" type="checkbox"/> PM	Employee Signature <i>[Signature]</i>
Date Accepted 01/15/08	Scheduled Date of Delivery	Return Receipt Fee \$	Delivery Attempt Mo. Day	Time <input type="checkbox"/> AM <input checked="" type="checkbox"/> PM	Employee Signature
Month Day	Scheduled Time of Delivery <input type="checkbox"/> Noon <input type="checkbox"/> 3 PM	COD Fee Insurance Fee	Delivery Date Mo. Day	Time <input type="checkbox"/> AM <input checked="" type="checkbox"/> PM	Employee Signature
Time Accepted 2:30 <input type="checkbox"/> AM <input checked="" type="checkbox"/> PM	Military <input type="checkbox"/> 2nd Day <input type="checkbox"/> 3rd Day	Total Postage & Fees \$ 16.50	<input type="checkbox"/> NO DELIVERY <input type="checkbox"/> Weekend <input type="checkbox"/> Holiday Customer Signature _____		
Flat Rate <input type="checkbox"/> or Weight lbs. ozs.	Int'l Alpha Country Code	Acceptance Emp. Initials			

CUSTOMER USE ONLY
METHOD OF PAYMENT: Express Mail Corporate Acct. No. **X336071**

FROM: (PLEASE PRINT) PHONE 813, 269 1029 CEMEX 3820 NORTHDALE BLVD STE 100B TAMPA FL 33624-1860	TO: (PLEASE PRINT) PHONE _____ FLA Dept of Environmental Protection Attn: Dick Dibble / Receipts PO Box 3076 Tallahassee, FL 32315-3076
---------------------------------------------------------------------------------------------------------------------------------------------	----------------------------------------------------------------------------------------------------------------------------------------------------------------------------------------

FOR PICKUP OR TRACKING: Visit www.usps.com or Call 1-800-222-1811



Cradle to Cradle Certification is awarded to products that pursue an innovative vision of ecologically-intelligent design that eliminates the concept of waste. This USPS® packaging has been certified for its material content, recyclability, and manufacturing characteristics.

Please recycle.

visit us at usps.com

We Deliver!

