

RECEIVED: 02/16/11 *DD*

From: A1 Walee Recycling

[Bf212@optonline.net](mailto:Bf212@optonline.net)

(631) 875-3369

To: Mr. Dickson Dibble

[Dickson.Dibble@DEP.state.fl.us](mailto:Dickson.Dibble@DEP.state.fl.us)

FDEP: Air Permit

Dear Mr. Dibble;

It was a pleasure speaking with you today and thank you for your time and patience into this matter.

Currently, as per conversation A1 Walee will not be purchasing a crusher therefore we will not be applying for the permit at the present time.

Additionally, any company that we will contract to come to the facility must have; as per conversation, a permit to operate crusher and they will operate their own equipment. Furthermore, they must have all necessary permits to relocate crusher. Any company, who is contracted, must provide permits in advance before entering facility.

Once again, thank you for your time.

Sincerely;

Fernando Sartor

Cc: [jbittle@sbsengineers.com](mailto:jbittle@sbsengineers.com)

**REGISTRATION FORM**  
**WITHDRAWN**

## Dibble, Dickson

---

**From:** bf212@optonline.net  
**Sent:** Wednesday, February 16, 2011 11:45 AM  
**To:** Dibble, Dickson; jbittle@sbsengineers.com  
**Subject:** Letter to Mr. Dibble: FDEP: air permits  
**Attachments:** air permit letter.docx

**Importance:** High

Thank You for your time and patience. It was a pleasure speaking with you.  
Sincerely;  
Fernando Sartor

## Dibble, Dickson

---

**From:** Jodah B. Bittle, P.E. [jbittle@sbsengineers.com]  
**Sent:** Tuesday, February 15, 2011 11:26 AM  
**To:** Dibble, Dickson  
**Cc:** Ajhar, Rebecca  
**Subject:** RE: Request for additional information not included on the Nonmetallic Mineral Processing Plant AGP Registration form.  
**Attachments:** Response to FDEP.docx

Attached is the response from my client. Please call if you have any questions.

FERNANDOO

*Jodah B. Bittle, P.E.*

Email: jbittle@sbsengineers.com  
Schulke, Bittle & Stoddard, LLC  
1717 Indian River Blvd., Suite 201  
Vero Beach, FL 32960  
Phone: (772) 770-9622  
Fax: (772) 770-9496

**PLEASE NOTE:**

This information is provided solely for your convenience only; SCHULKE, BITTLE & STODDARD LLC makes no representations or warranties, either express or implied, as to its suitability for any specific purpose. While we believe this drawing file to be accurate at the time of retrieval, this media and its contents can be easily altered or corrupted either purposely or inadvertently through any number of sources. For this reason, SCHULKE, BITTLE & STODDARD LLC, its managers and or employees shall be indemnified and held harmless from any and all liability that may arise or result from the use of this information by your firm, employees, agents or sub-contractors. Any use of the file provided herein constitutes acceptance of the provisions stated herein.

The information contained in this email is privileged and confidential and intended for the addressee only. If you are not the intended recipient, you are asked to respect that confidentiality and not disclose, copy or make use of its contents. If received in error you are asked to destroy this email and contact the sender immediately. Your assistance is appreciated.

---

**From:** Dibble, Dickson [mailto:Dickson.Dibble@dep.state.fl.us]  
**Sent:** Thursday, February 10, 2011 4:42 PM  
**To:** Jodah B. Bittle, P.E.  
**Cc:** Ajhar, Rebecca  
**Subject:** Request for additional information not included on the Nonmetallic Mineral Processing Plant AGP Registration form.

Dear Mr. Bittle,

It was a pleasure to speak with you yesterday regarding the need for additional information not included on Page 10, of the Nonmetallic Mineral Processing Plant Air General Permit Registration Form in the Description of Facility section. The form language (see highlighted cut-n-paste below) requests the following:

**Description of Facility**

Below, or as an attachment to this form, provide a description of the nonmetallic mineral processing operations at the facility in sufficient detail to demonstrate the facility's eligibility for use of this air general permit and to provide a basis for tracking any future equipment or process changes at the facility. Describe all air pollutant emitting processes and equipment at the facility, and identify any air pollution control measures or equipment used.

Typically the above language is interpreted to include the following:

- 1) Crushers, screeners, conveyors-identify equipment (identify all)
  - a. Make
  - b. Model
  - c. Capacity expressed in T/hr (the maximum machine rated capacity regardless of the product being crushed)
  - d. Number and location of spraybars
  - e. If a conveyor, also include conveyor type (open, enclosed, belt, screw or auger)
    1. If a belt conveyor include the belt size (Width and Length, and if a stacker conveyor, the height)

- 2) Reciprocating Internal Combustion Engines (RICE) used as a power source (mechanical or electrical), need engine data:
  - a. Make
  - b. Model
  - c. S/N
  - d. Hp
  - e. Fuel Type
  
- 3) Indicate the material(s) being crushed and explain the process.

The language which was submitted on Page ten (10) of the form (see below) is not adequate enough to do a thorough and complete review. It does not identify the equipment nor explain the processes at this facility

***“Equipment that A1 Walee will be using has its own dust suppression system. Furthermore, dust will be controlled through the use of a misting system installed within the area. The mist systems will minimize dust generation resulting from materials handling on the tipping floor.”***

In order to make this request as simple as possible, I ask that you return all of the information requested via e-mail and I will simply attach your e-mail as an addendum to the current form

Thank you for your assistance in providing the information as requested. If you have any questions, comments or concerns please e-mail or call.

Have a great evening! I look forward to hearing from you soon.

Sincerely yours,

*Dickson E. Dibble*

**Dickson E. Dibble, ES III**

Air General Permit Program  
FL Dept of Environmental Protection  
Div. of Air Resource Management  
Bureau of Air Monitoring & Mobile Sources  
Tel. (850) 717-9071  
FAX (850) 717-9001  
GIC - #59571  
**Dickson.Dibble@dep.state.fl.us**



**Please note:** Florida has a very broad public records law. Most written communications to or from state officials regarding state business are public records available to the public and media upon request. Your e-mail communications may therefore be subject to public disclosure

*The Department of Environmental Protection values your feedback as a customer. DEP Secretary Herschel T. Vinyard, Jr. is committed to continuously assessing and improving the level and quality of services provided to you. Please take a few minutes to comment on the quality of service you received. Simply click on this link to the DEP Customer Survey. Thank you in advance for completing the survey.*

From; A1 Walee Recycling

February 15, 2011

To: Jodah Bittle

Responses to FDEP: Air permit

Currently, as A1 Walee awaits permits and approvals A1 Walee has not purchased any equipment; however the following are general descriptions of the types of machinery A1 Walee will be purchasing:

## **Wood Grinder** **MORBARK 4600XL WOOD HOG**



### **BENEFITS**

- 1) • An aggressive, mid-sized grinder from the leading manufacturer of industrial grade grinding equipment.
- 2) • Process clearing debris, yard waste, storm debris and other mixed woody feedstocks into saleable products.
- 3) • Backed by a world class parts & service support team.
- 4) • Long lasting, durable machine that holds its value.
- 5) • Proven drive line protection system that protects against catastrophic damage from contaminants.
- 6) SPECIFICATIONS

7) GENERAL

- 8) Length (transport).....42'
- 9) Length (operating).....63'
- 10)Height .....12' 10"
- 11)Width.....10' 8"
- 12)Gross weight .....73,580 lbs.
- 13)Axle weight.....49,580 lbs.
- 14)Tongue weight.....24,000 lbs.
- 15)Engine.....CAT or Cummins
- 16)Horsepower..... 800 HP to 1050 HP
- 17)Fuel capacity (tank) .....300 gallons
- 18)Hydraulic oil capacity.....177 gallons

19)Morbark Integrated Control Systems

20)Dust suppression system

21)Hydraulically operated debris containment door

22)INFEED SYSTEM

23)60" x 46" infeed opening

24)13.4 cubic yard infeed hopper

25)18' x 603/8" live floor with 4-strand WDH 120 chain

26)Variable speed infeed system consists of one 33" diameter top compression feed roll with internal drive

27)HAMMERMILL AND GRATES

28)36" diameter x 613/8" hammermill with 36" tip swing

29)251/2" diameter rotor, (16) 13/8" rotor plates on 83/8" diameter rotor shaft with (2) 53/16" dodge bearings, (8) 2" hammer retaining rods, (30) 2" thick balanced forged steel heavy duty hammers equipped with (30) 21/2" wide double edged replaceable hammerhead inserts. Three sections of 1" thick wear form steel heavy duty hexagon grates.

30)DISCHARGE SYSTEM

31)Hydraulically driven aggregate grade belt conveyors, (1) 48" belly belt onto a 36" wide stacking conveyor

32)Hydraulic fold for transport.

33)Stacking height 16'6"

34)OPTIONS

35)Externally adjustable torque limiter

36)Variety of screen sizes available

37)Hydraulic reversing fan

38)Hydraulic rod puller

39)11 HP air compressor

40)18 hammer pattern

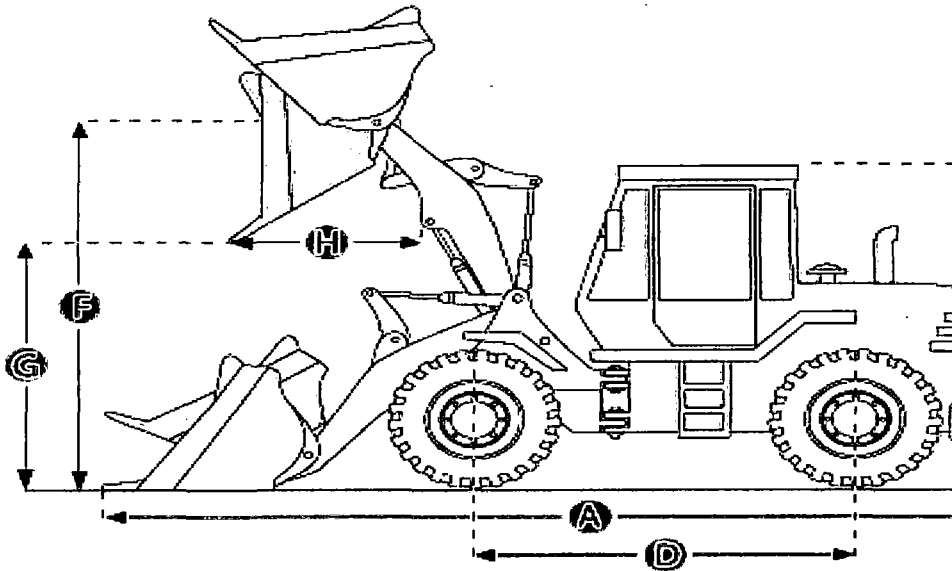
41)Magnetized end pulley

42)Extended conveyor

43)Dual bed chain drive system

# Wheel Loader:

John Deere 644J High-lift Wheel



## Selected Dimensions

### Bucket

|                                 |            |         |
|---------------------------------|------------|---------|
| G. Dump Clearance at Max Raise  | 11.1 ft in | 3380 mm |
| <b>Dimensions</b>               |            |         |
| A. Length with Bucket on Ground | 28 ft in   | 8530 mm |
| C. Height to Top of Cab         | 11.2 ft in | 3400 mm |
| D. Wheelbase                    | 10.5 ft in | 3200 mm |
| E. Ground Clearance             | 1.5 ft in  | 460 mm  |
| F. Hinge Pin - Max Height       | 15 ft in   | 4570 mm |
| H. Reach at Max Lift and Dump   | 3.8 ft in  | 1170 mm |

## Specification

### Engine

|                     |                                |          |
|---------------------|--------------------------------|----------|
| Make                | <u>John Deere</u>              |          |
| Model               | 6068H                          |          |
| Net Power           | 185 hp                         | 138 kw   |
| Power Measured @    | 2200 rpm                       |          |
| Displacement        | 414 cu in                      | 6.8 L    |
| Torque Measured @   | 1400 rpm                       |          |
| Number of Cylinders | 6                              |          |
| Max Torque          | 749 lb ft                      | 1016 Nm  |
| Torque Rise         | 55 %                           |          |
| Aspiration          | Turbocharged charge air cooled |          |
| <b>Operational</b>  |                                |          |
| Operating Weight    | 40620 lb                       | 18425 kg |

|                                 |                       |                  |
|---------------------------------|-----------------------|------------------|
| Fuel Capacity                   | 93 gal                | 352 L            |
| Hydraulic System Fluid Capacity | 31 gal                | 117 L            |
| Engine Oil Fluid Capacity       | 6.5 gal               | 24.5 L           |
| Cooling System Fluid Capacity   | 7.8 gal               | 29.5 L           |
| Transmission Fluid Capacity     | 7 gal                 | 26.5 L           |
| Front Axle/Diff Fluid Capacity  | 5.8 gal               | 22 L             |
| Rear Axle/Diff Fluid Capacity   | 5.8 gal               | 22 L             |
| Static Tipping Weight           | 27689 lb              | 12560 kg         |
| Turning Radius                  | 18 ft in              | 5.5 mm           |
| Operating Voltage               | 24 V                  |                  |
| Alternator Supplied Amperage    | 80 amps               |                  |
| Rear Axle Oscillation           | 24 degrees            |                  |
| Tire Size                       | 23.5 R25              |                  |
| Transmission                    |                       |                  |
| Type                            | Automatic Powershift  |                  |
| Number of Forward Gears         | 4                     |                  |
| Number of Reverse Gears         | 3                     |                  |
| Max Speed - Forward             | 22 mph                | 35.4 km/h        |
| Max Speed - Reverse             | 15.5 mph              | 25 km/h          |
| Hydraulic System                |                       |                  |
| Pump Type                       | Variable axial piston |                  |
| Relief Valve Pressure           | 3600 psi              | 24800 kPa        |
| Pump Flow Capacity              | 68 gal/min            | 257 L/min        |
| Raise Time                      | 5.9 sec               |                  |
| Dump Time                       | 1.9 sec               |                  |
| Lower Time                      | 2.8 sec               |                  |
| Bucket                          |                       |                  |
| Breakout Force                  | 30574 lb              | 136 kN           |
| Dump Clearance at Max Raise     | 11.1 ft in            | 3380 mm          |
| Bucket Width                    | 9.8 ft in             | 2971.8 mm        |
| Bucket Capacity - heaped        | 4 yd <sup>3</sup>     | 3 m <sup>3</sup> |
| Dimensions                      |                       |                  |
| Length with Bucket on Ground    | 28 ft in              | 8530 mm          |
| Height to Top of Cab            | 11.2 ft in            | 3400 mm          |
| Ground Clearance                | 1.5 ft in             | 460 mm           |
| Wheelbase                       | 10.5 ft in            | 3200 mm          |
| Hinge Pin - Max Height          | 15 ft in              | 4570 mm          |
| Reach at Max Lift and Dump      | 3.8 ft in             | 1170 mm          |



# Skid Steer




|                                       |                |                                     |     |
|---------------------------------------|----------------|-------------------------------------|-----|
| <b>Engine Cooling</b>                 | Liquid         | <b>Air Conditioning</b>             | opt |
| <b>Emissions Tier (EPA)</b>           | Interim Tier 4 | <b>Backup Alarm</b>                 | std |
| <b>Engine Fuel</b>                    | Diesel         | <b>BICS System (Interlock)</b>      | std |
| <b>Horsepower</b>                     | 74.3 HP        | <b>Cab Enclosure</b>                | opt |
| <b>Turbocharged Engine</b>            | Yes            | <b>Cab Heater</b>                   | opt |
| <b>Rated Operating Capacity (SAE)</b> | 2690 lbs       | <b>Suspension Seat</b>              | opt |
| <b>ROC with Counterweight Option</b>  | 2840 lbs       | <b>Deluxe Instrumentation</b>       | opt |
| <b>Tipping Load</b>                   | 5380 lbs       | <b>Engine Shutdown</b>              | std |
| <b>Operating Weight</b>               | 8327 lbs       | <b>Hydraulic Bucket Positioning</b> | opt |
| <b>Travel Speed</b>                   | 7.1 mph        | <b>High Flow Option</b>             | opt |
| <b>Travel Speed (2-speed option)</b>  | 12.3 mph       | <b>Auxiliary Hydraulics</b>         | std |
| <b>Fuel Tank</b>                      | 27.3 gal       | <b>Bob-Tach Attachment System</b>   | std |
| <b>Pump Capacity</b>                  | 23 GPM         | <b>Power Bob-Tach</b>               | opt |
| <b>Auxiliary Std Flow</b>             | 23 GPM         | <b>Ride Control</b>                 | opt |
| <b>Auxiliary High Flow</b>            | 30.5 GPM       | <b>Horn</b>                         | std |
| <b>Length</b>                         | 136.8 in       | <b>Chain Size Final</b>             |     |
| <b>Length without Attachment</b>      | 108.4 in       |                                     |     |
| <b>Length with Standard Bucket</b>    | 136.8 in       |                                     |     |
| <b>Width</b>                          | 72.1 in        |                                     |     |
| <b>Width (with bucket)</b>            | 74 in          |                                     |     |
| <b>Height</b>                         | 81.3 in        |                                     |     |
| <b>Height with Operator Cab</b>       | 81.3 in        |                                     |     |
| <b>Height to Bucket Hinge Pin</b>     | 124 in         |                                     |     |
| <b>Reach @ Maximum Height</b>         | 31.5 in        |                                     |     |
| <b>Turning Radius</b>                 | 82.9 in        |                                     |     |
| <b>Wheelbase</b>                      | 45.3 in        |                                     |     |
| <b>Joystick Control</b>               | opt            |                                     |     |

The above equipment will be the primary equipment on site. Please note make may vary (Komatsu or John Deer). The specs will be the similar.

## Crusher:

#1 and #2. Currently, A1 Walee will not be purchasing a concrete crusher. A1 Walee will be using a third party to crush the concrete as needed. A1 Walee has provided a company web page for FDEP to have a general idea [www. eaglecrusher.com](http://www.eaglecrusher.com)



1000-15CC

- Closed-circuit production of 2 cubical spec products
- On-board 5' x 14' double-deck sizing screen
- Hydraulically retractable, chevron-cleated return conveyor and folding side conveyor enhance the plant's unmatched portability
- The solid-steel, 3-bar rotor easily handles large aggregate and sand & gravel feed material with reduction ratios up to 24:1
- 11-cubic yard feed hopper easily accepts aggregate material from 3.5- to 5-yard loader buckets or excavator
- Plant-mounted electrical control center features pre-wire plug-in for accessory power
- Backed by the industry's first 5-year rotor guarantee
- Hydraulic-opening impactor housing offers unobstructed access to crushing chamber and secondary curtain adjustment
- Remote operator's station mounted on operator's platform

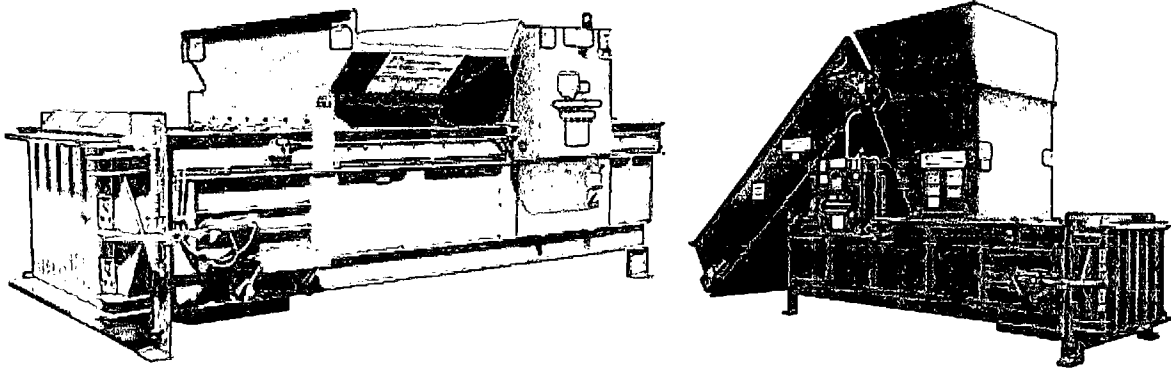
Please note this machine will not be permanently on site. Once concrete is crusher, third party will remove machine from A1 Walee facility.

## Future Machines:

### Paper Baler:

# HORIZONTAL BALERS

For higher production levels and automatic operation, a horizontal baler can make your waste recycling operation more efficient.



## LD Horizontal Baler Series

- Applications are custom fit to your specific application and output requirements
- Automatic ram cycling saves the labor of a dedicated operator
- Multi-material, high density bales - Without preconditioning or fluffing
- Bale weights up to 2000 lbs
- OTR (over-the-rear) conveyor option to fit into a greater variety of positions at your location.
- Space saving design
- XHD model designed for non-ferrous materials
- Wide box design for efficiency
- More volume capacity than a vertical baler
- Computer program controls for reliability, ease of service, and the ability to adapt with your company's growth.
- Photo-cell control for smoother operation, more uniform output, and added reliability
- Multi-material capabilities reduces the need for additional equipment
- Electrical panels UL Listed for safety
- Low profile models for restricted height applications

Download the brochure here for more information or call us at 1-800-231-9286 to discuss your specific recycling needs.

Misting system will be located on the Tipping floor, in a manner that will control any dust throughout the tipping floor. Additionally, we will have portable sprinkler. The tipping floor will be periodically throughout the day as needed.