F&A Receipt # 507108 Mar 19 2010

HUMAN CREMATORY
AIR GENERAL PERMIT REGISTRATION FORM

Part II. Notification to Permitting Office
(Detach and submit to appropriate permitting office; keep copy onsite)

Instructions: To give notice to the Department of an eligible facility's intent to use this air general permit, the owner or operator of the facility must detach and complete this part of the Air General Permit Registration Form and submit it to the appropriate Department of Environmental Protection or local air pollution control program office which has permitting authority. Please type or print clearly all information, and enclose the appropriate air general permit registration processing fee pursuant to Rule 62-4.050, F.A.C. *($100 as of the effective date of this form)*

0610085-004

Registration Type

Check one:

INITIAL REGISTRATION - Notification of intent to:

- ☐ Construct and operate a proposed new facility.
- ☐ Operate an existing facility not currently using an air general permit (e.g., a facility proposing to go from an air operation permit to an air general permit).

RE-REGISTRATION (for facilities currently using an air general permit) - Notification of intent to:

- ☐ Continue operating the facility after expiration of the current term of air general permit use.
- ☐ Continue operating the facility after a change of ownership.
- ☒ Make an equipment change requiring re-registration pursuant to Rule 62-210.310(2)(e), F.A.C., or any other change not considered an administrative correction under Rule 62-210.310(2)(d), F.A.C.

Surrender of Existing Air Operation Permit(s) - For Initial Registrations Only

If the facility currently holds one or more air operation permits, such permit(s) must be surrendered by the owner or operator upon the effective date of this air general permit. In such case, check the first box, and indicate the operation permits being surrendered. If no air operation permits are held by the facility, check the second box.

- ☐ All existing air operation permits for this facility are hereby surrendered upon the effective date of this air general permit; specifically permit number(s):
  The facility currently operates under permit: 0610085-~~002~~ 003 -AG
- ☐ No air operation permits currently exist for this facility.

General Facility Information

Facility Owner/Company Name (Name of corporation, agency, or individual owner who or which owns, leases, operates, controls, or supervises the facility.)
Seawinds Real Estate Company, LLC/Seawinds Funeral Home

Site Name (Name, if any, of the facility site; e.g., Plant A, Metropolis Plant, etc. If more than one facility is owned, a registration form must be completed for each.)
Seawinds Crematory

Facility Location (Provide the physical location of the facility, not necessarily the mailing address.)
Street Address: 735 Fleming Street, S.
City: Sebastian County: Indian River Zip Code: 32958

Facility Start-Up Date (Estimated start-up date of proposed **new** facility.) (N/A for existing facility)
NA

Owner/Authorized Representative

Name and Position Title (Person who, by signing this form below, certifies that the facility is eligible to use this air general permit.)
Print Name and Title: James W. Young. Owner

Owner/Authorized Representative Mailing Address
Organization/Firm: Cox-Gifford Funeral Home
Street Address: 1950 20th Street
City: Vero Beach County: Zip Code: 32960

Owner/Authorized Representative Telephone Numbers
Telephone: 772-562-2365 Fax: 772-562-0983
Cell phone (optional):

Facility Contact (If different from Owner/Authorized Representative)

Name and Position Title (Plant manager or person to be contacted regarding day-to-day operations at the facility.)
Print Name and Title: Samuel E. Couburn

Facility Contact Mailing Address
Organization/Firm: Seawinds Crematory
Street Address: 735 Fleming - 735 S. Fleming Street
City: Sebastian County: Indian River Zip Code: 32958

Facility Contact Telephone Numbers
Telephone: 772-589-1933 Fax: 772-589-1938(3)
Cell phone (optional):

Owner/Authorized Representative Statement

This statement must be signed and dated by the person named above as owner or authorized representative

I, the undersigned, am the owner or authorized representative of the owner or operator of the facility addressed in this Air General Permit Registration Form. I hereby certify, based on information and belief formed after reasonable inquiry, that the facility addressed in this registration form is eligible for use of this air general permit and that the statements made in this registration form are true, accurate and complete. Further, I agree to operate and maintain the facility described in this registration form so as to comply with all applicable standards for control of air pollutant emissions found in the statutes of the State of Florida and rules of the Department of Environmental Protection and revisions thereof.

I will promptly notify the Department of any changes to the information contained in this registration form.

James Young
Signature

3/17/2010
Date

Design Calculations

If this is an initial registration for a proposed new human crematory unit, provide design calculations to confirm a sufficient volume in the secondary chamber combustion zone to provide for at least a 1.0 second gas residence time at 1800 degrees F.

☒ Manufacturer's' design calculations attached.

☐ Registration is not for proposed new human crematory unit(s).

Description of Facility

Below, or as an attachment to this form, provide a description of all crematory operations at the facility in sufficient detail to demonstrate the facility's eligibility for use of this air general permit and to provide a basis for tracking any future equipment or process changes at the facility. Describe all air pollutant-emitting processes and equipment at the facility, and identify any air pollution control measures or equipment used.

Equipment Description

The "Classic" is a multi-chamber unit having an average 150 - 200 lbs/hr fired with LPG. The primary chamber burner is rated at 500,000 Btu/hr, and the secondary chamber burner is rated at 1,500,000 Btu/hr, for a total of 2,000,000 Btu/hr. Control of air pollution is achieved through the design of the "Classic" crematory, including its ability to operate the secondary chamber between 1600 - 1850 degrees Fahrenheit at a residence time in excess of 1.0 second. The design also includes fully automatic PLC based controls, independent fuel/air systems, preheated combustion air, secondary chamber temperature monitor an recorder, primary burner temperature interlock (prevents primary burner from firing prior to the secondary chamber reaching it's set point temperature), UV continuous scanning flame detectors on burners, and an opacity sensor which can temporarily suspends operation of the primary chamber burner. In attachment 2 we have include a copy of the crematory spec.

Emissions Summary

Emission Summary and Calculations – Air pollution control is demonstrated through identical source stack testing. (see Attachment 1). See Attachment 3 for tabular summary of emissions. Criteria pollutant emissions values, except CO and PM are based on emission factors from AP-42, Table 2.1-12. The emission for CO and PM are derived from results of the identical source stack test.

Retention Time

The retention time was measured on an identical unit at 1.19 seconds at 1825F.

* SEE ATTACHED E-MAIL DATED 03/26/10 AS AN ADDENDUM TO THIS FORM.

*ADDENDUM TO #0610085-004
PAGE 10, DESCRIPTION OF FACILITY

Dibble, Dickson

From: Luis Llorens [ai@cfl.rr.com]
Sent: Friday, March 26, 2010 11:32 AM
To: Dibble, Dickson
Cc: cwilkerson@uscremationequipment.com; Seawindsfh@aol.com
Subject: Seawinds Crematory - Site ID 0610085

Dear Dick:

The application for Seawinds Crematory is for a new crematory that replaces the old equipment.

As discussed during our conversation of today, the Crawford Equipment & Engineering model C1000 crematory was destroyed during a fire in October 2009. The C1000 crematory has been removed from the site.

Once you issue the new General Permit, please email me a copy.

If you have any questions, please call me at 407-574-2021 or reply to this email.

Respectfully,
AI ENVIRONMENTAL CONSULTING SERVICES, INC.

Luis Llorens

Attachment 1
Compliance Test Report

SOURCE TEST REPORT
FOR
PARTICULATE, CARBON MONOXIDE, AND
VISIBLE EMISSIONS

CREMATORY OUTLET

PEAVY FUNERAL HOME
BOUNTSTOWN, FLORIDA

FDEP PERMIT NUMBER 0130010-001-AC



2106 N.W. 67th Place • Suite 4 • Gainesville, Florida • 32653
(352) 335-1889 FAX (352) 335-1891

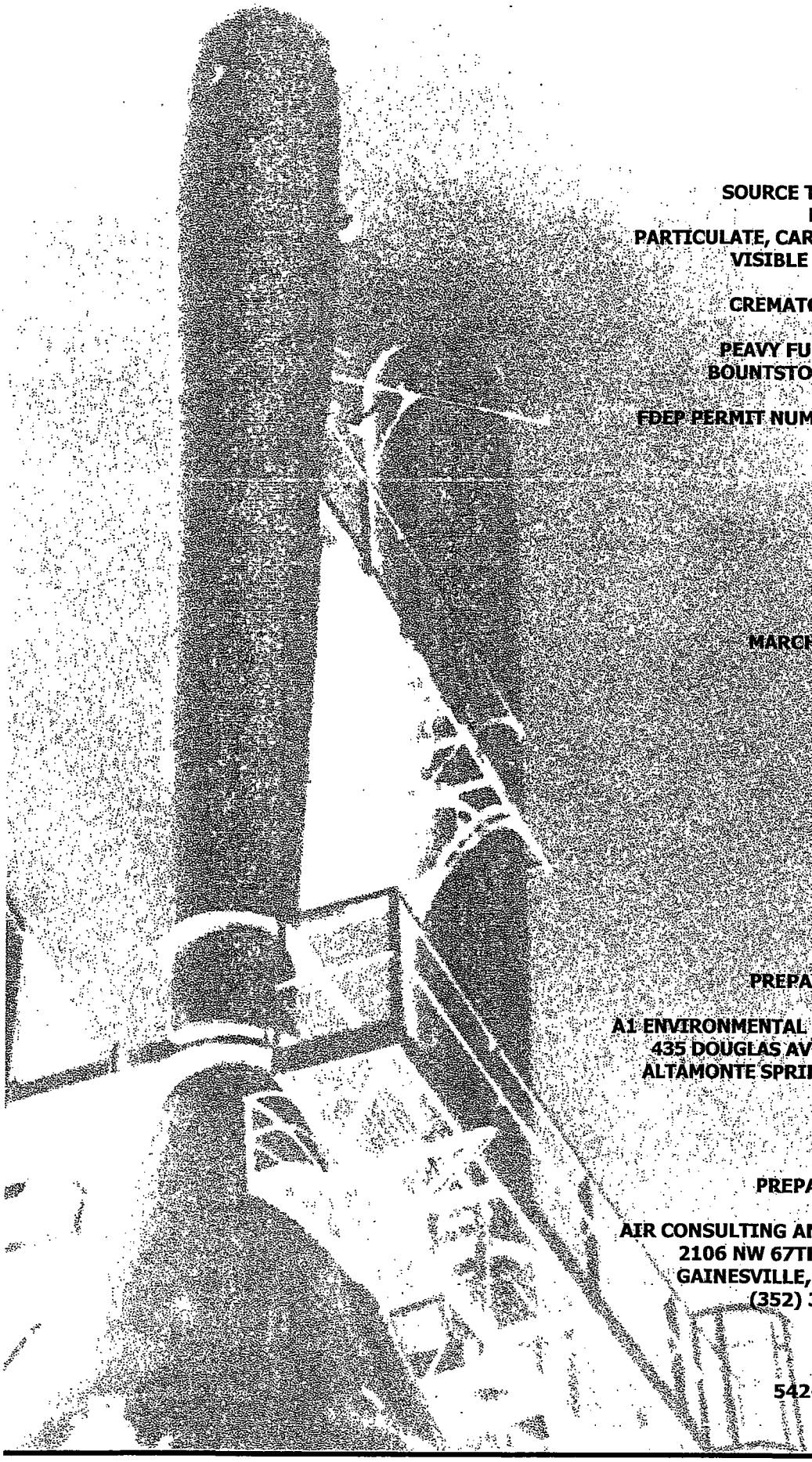

SOURCE TEST REPORT
FOR
PARTICULATE, CARBON MONOXIDE, AND VISIBLE EMISSIONS

CREMATORY OUTLET

PEAVY FUNERAL HOME
BOUNTSTOWN, FLORIDA

FDEP PERMIT NUMBER 0130010-001-AC

MARCH 29, 2007

PREPARED FOR:

A1 ENVIRONMENTAL CONSULTING SERVICES
435 DOUGLAS AVENUE, SUITE 1505-B
ALTAMONTE SPRINGS, FLORIDA 32714

PREPARED BY:

AIR CONSULTING AND ENGINEERING, INC.
2106 NW 67TH PLACE, SUITE 4
GAINESVILLE, FLORIDA 32653
(352) 335-1889

542-07-01

TABLE OF CONTENTS

SECTION		PAGE
1.0	INTRODUCTION	1
2.0	SUMMARY AND DISCUSSION OF RESULTS	2
3.0	PROCESS DESCRIPTION AND OPERATION	4
4.0	SAMPLING POINT LOCATION	5
5.0	FIELD AND ANALYTICAL PROCEDURES	7
5.1	PARTICULATE MATTER SAMPLING AND ANALYSIS--EPA METHOD 5	7
5.2	CO2 AND O2 SAMPLING AND ANALYSIS--EPA METHOD 3A	10
5.3	DETERMINATION OF CARBON MONOXIDE EMISSIONS FROM A STATIONARY SOURCE--EPA METHOD 10	10
5.4	DETERMINATION OF VISIBLE EMISSIONS FROM A STATIONARY SOURCE--EPA METHOD 9	12

APPENDICES

APPENDIX A--COMPLETE EMISSION DATA WITH SAMPLE CALCULATIONS

APPENDIX B--FIELD DATA SHEETS

APPENDIX C--LABORATORY DATA

APPENDIX D--CO EMISSION SUMMARY AND DATA LOGGER COPIES

APPENDIX E--QUALITY ASSURANCE

APPENDIX F--VISIBLE EMISSION DATA

APPENDIX G--RESIDENCE TIME CALCULATION, CREMATORY TEMPERATURE CHART AND LOAD

APPENDIX H--PROJECT PARTICIPANTS

LIST OF TABLES

TABLE		PAGE
1	EMISSION SUMMARY	3

LIST OF FIGURES

FIGURE		PAGE
1	SAMPLING POINT LOCATION	6
2	EPA METHOD 5 SAMPLING SCHEMATIC	8
3	EPA METHOD 3A AND 10 SAMPLING TRAIN SCHEMATIC	11

ACE
AIR CONSULTING
& ENGINEERING, INC.

2106 N.W. 67th Place • Suite 4 • Gainesville, Florida • 32653
(352) 335-1889 FAX (352) 335-1891

REPORT CERTIFICATION

To the best of my knowledge, all applicable field and analytical procedures comply with the Florida Department of Environmental Protection requirements and all test data and plant operating data are true and correct.

Dagmar Fick

Dagmar Fick, Staff Engineer

4/12/07

Date

1.0 INTRODUCTION

On March 29, 2007, Air Consulting and Engineering, Inc. (ACE) conducted Particulate Matter (PM) and Carbon Monoxide (CO) emissions testing on the outlet stack of the crematory at Peavy Funeral Home in Blountstown, Florida. Mr. Luis Lloréns of A1 Environmental Consulting Services performed the visible emissions test.

United States Environmental Protection Agency (EPA) reference method 5 (PM), EPA Method 10 (CO) and EPA Method 9 (VE) were performed to satisfy conditions of Florida Department of Environmental Protection (FDEP) permit 0130010-001-AC.

2.0 SUMMARY AND DISCUSSION OF RESULTS

Emission results and flue gas parameters for the unit are summarized in Table 1. The unit was in compliance with permit conditions.

PM results averaged 0.0448 grains per dry standard cubic foot (gr/dscf) of flue gas corrected to 7% Oxygen (O_2) (0.0579 gr/dscf @ 12% CO_2), which is within the allowable limit of 0.08 gr/dscf at 7% O_2. The average residence time result of the Secondary Chamber resulted in 1.29 seconds (see Appendix G for RT calculations).

CO emissions averaged 3.49 ppm at 7% O_2 (4.68 ppm @ 12% CO_2), which is also within the permitted standard of 100 ppm at 7% O_2.

Visible emissions, performed concurrently with Run 2, averaged 0.0 percent opacity for the highest six-minute period of the one-hour test (see Appendix F for VE data and observer's certification). Emissions are within the allowable limit of 5 percent opacity with a permitted opacity of 20% for 3 minutes per hour.

PM emissions summaries, field data sheets and laboratory data are presented in Appendices A, B and C. CO emission summaries and data logger copies are in Appendix D.

Table 1. Particulate and Carbon Monoxide Emissions
Crematory Exhaust
Peavy Funeral Home
Blountstown, Florida
March 29, 2007

Run Number	Time	Flow Rate dscfm	Oxygen %	CO2 %	Particulate Emissions gr/dscf	gr/dscf @7% O2	gr/dscf @12% CO2	lbs/hr	CO Emissions ppm	ppm @7% O2	ppm @12% CO2	Residence Time sec
1	1220-1323	1545	15.3	3.6	0.0184	0.0453	0.0606	0.243	2.18	5.23	7.20	1.33
2	1418-1520	1475	14.5	4.3	0.0214	0.0462	0.0592	0.271	1.47	3.09	4.05	1.34
3	1559-1703	1485	13.8	4.9	0.0219	0.0428	0.0538	0.279	1.13	2.16	2.78	1.19
Average	---	1502	14.5	4.3	0.0206	0.0448	0.0579	0.264	1.59	3.49	4.68	1.29

concentration @ 7% O2 = concentration x (20.9-7)/(20.9-%O2)

Allowable Emissions

PM = 0.080 gr/dscf @7% O2
CO = 100 ppm @7% O2

3.0 PROCESS DESCRIPTION AND OPERATION

Peavy Funeral Home owns and operates a human crematory, Model "Classic" manufactured by US Cremation Equipment. Both the primary and secondary combustion chambers are fired with natural gas and have a total design heat input of 2.0 MMBTUH. Emissions are controlled by the afterburner. The Secondary Combustion Chamber (SCC) of each crematory volume is 71 cubic feet.

During the compliance test, the incinerator was charged with human remains, weighing 175, 160 and 150 lbs. The Secondary Chamber Residence Time was calculated to be 1.33, 1.34 and 1.19 seconds at 1700 to 1825° F.

Residence time calculations, crematory temperature chart and load are presented in Appendix G.

4.0 SAMPLING POINT LOCATION

The outlet stack schematic and sampling point location are provided in Figure 1. The three crematories are identical.

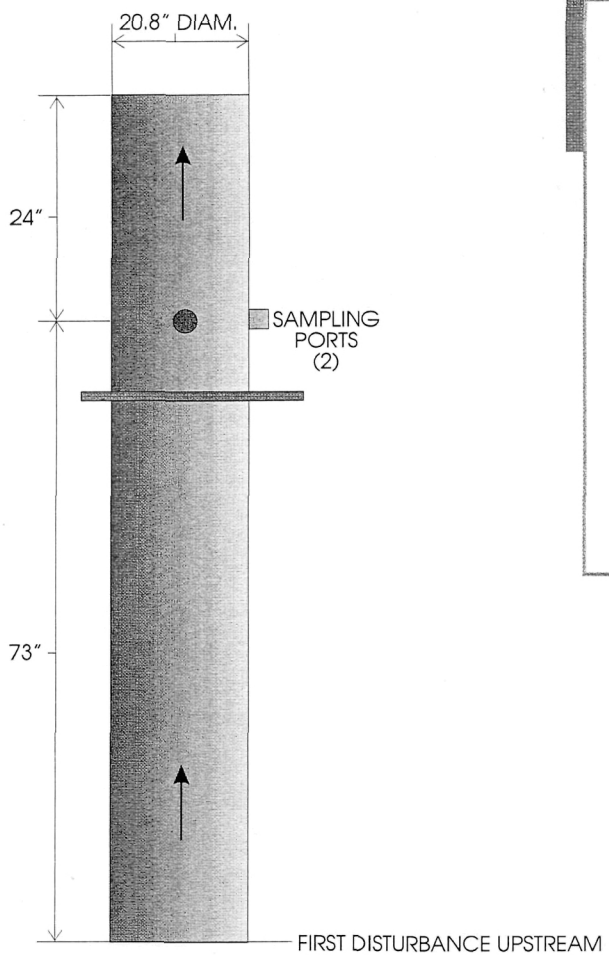

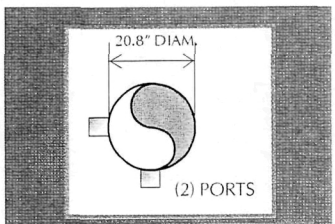

TRAVERSE POINT NUMBER	INCHES INSIDE STACK WALL
1	1.0
2	1.4
3	2.5
4	3.7
5	5.2
6	7.4
7	13.4
8	15.6
9	17.1
10	18.3
11	19.4
12	20.4

NOTE: NOT TO SCALE.

SOURCE: AIR CONSULTING & ENGINEERING, INC. (420A1 4/13/07)

FIGURE 1.
SAMPLING POINT LOCATION
CREMATORY EXHAUST
PEAVY FUNERAL HOME
BLOUNTSTOWN, FLORIDA

5.0 FIELD AND ANALYTICAL PROCEDURES

5.1 Particulate Matter Sampling and Analysis--EPA Method 5 (Quartz Probe)

Particulate matter samples were collected by the particulate matter emission measurement method specified by the United States Environmental Protection Agency. A schematic diagram of the sampling train used is shown in Figure 2. All particulate matter captured from the nozzle to, and including, the filter was included in the calculation of the emission rate of particulate matter.

PREPARATION OF EQUIPMENT

1. FILTERS - Gelman type "A" filters, or their equivalents, were inspected, numbered, and placed in a drying oven for two hours at 105 degrees C, removed and placed in a standard desiccator containing indicating silica gel, allowed to cool for two hours, and weighed to the nearest 0.1 mg. The filters were then re-desiccated for a minimum of six hours and weighed to a constant weight (less than 0.5 mg change from previous weighing). The average of the two constant weights was used as the tare weight.

2. NOZZLE, FILTER HOLDER, AND SAMPLING PROBE - The nozzle, filter holder, and sampling probe were washed vigorously with soapy water and brushes, rinsed with acetone and distilled water, and dried prior to the test program. All openings on the sampling equipment were sealed while in transit to the test site.

3. IMPINGERS - The Greenburg-Smith impingers were cleaned with a warm soapy water solution and brushes, rinsed with distilled water and acetone, and dried. The impingers were sealed tightly during transit.

TEST PROCEDURE

Prior to performing the actual particulate matter sample runs, certain stack and stack gas parameters were measured. These preliminary measurements included the average gas temperature, the stack gas velocity head, the stack gas moisture content, and the stack dimensions at the point where the tests were being performed. The stack gas temperature was determined by using a bi-metallic thermocouple and calibrated pyrometer. Velocity head measurements were made with calibrated type "S" pitot tube and an inclined manometer. Velocity head measurements of 0.05 inches H_2O or less were measured utilizing a micromanometer.

The sampling traverse points were selected so that a representative sample could be extracted from the gas stream. The traverse points were located in the center of equal areas, the number of which were dependent upon the distance upstream and downstream from flow disturbances (per EPA Method 1; see Figure 1).

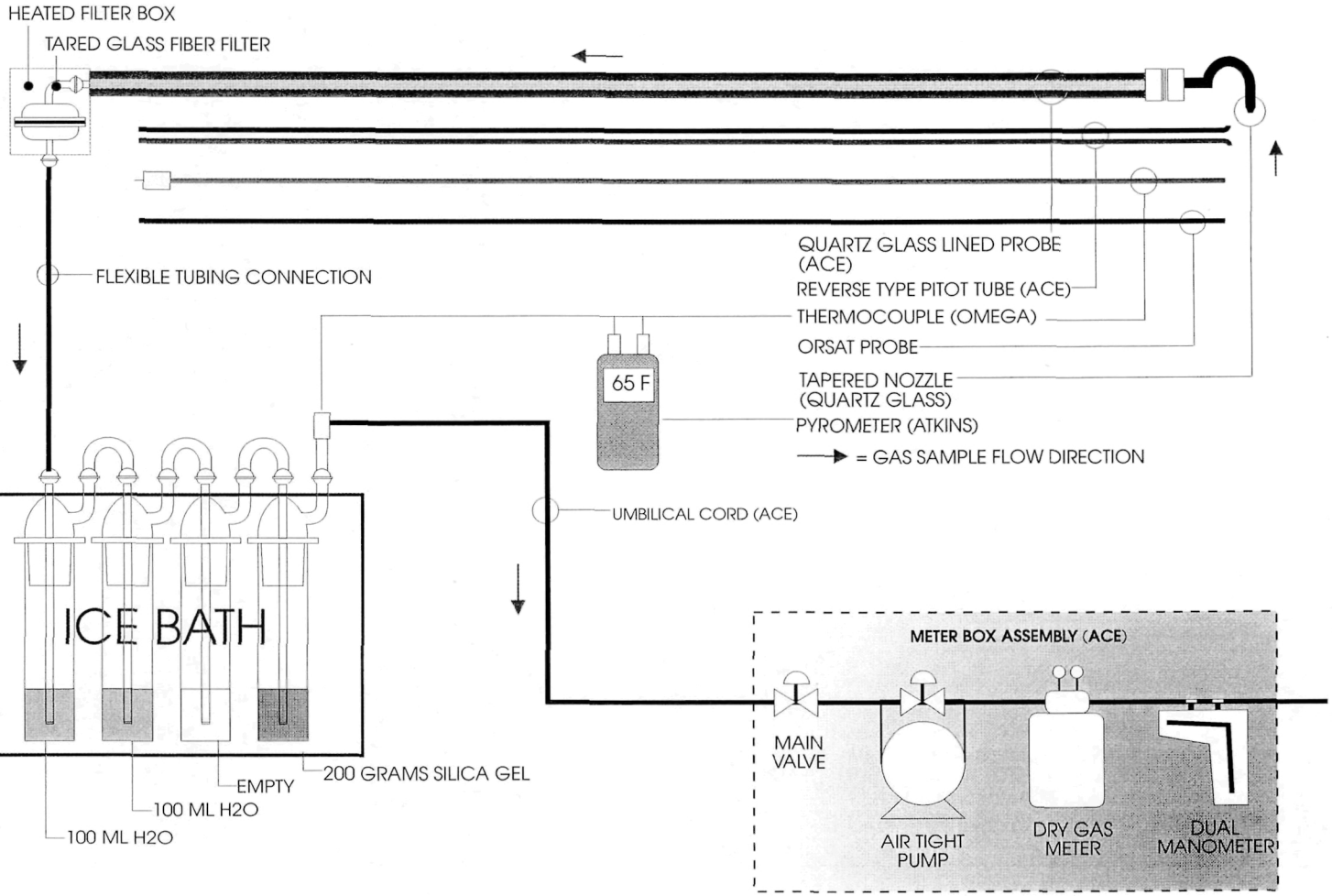

SOURCE: AIR CONSULTING & ENGINEERING, INC. (5QUARTZ) 8/16/95

FIGURE 2.

EPA METHOD 5 SAMPLING SCHEMATIC
(DETERMINATION OF PARTICULATE EMISSIONS
FROM STATIONARY SOURCES-QUARTZ GLASS PROBE)

Each particulate matter test run consisted of sampling for a specific amount of time at each traverse point. The type "S" pitot tube was connected to the sampling probe so that an instantaneous velocity head measurement could be made at each traverse point while making the test run, the stack gas temperature was also measured at each point (per EPA Method 2). Nomographs were used to calculate the isokinetic sampling rate at each traverse point during each test run.

The gases sampled passed through the following components: a stainless steel nozzle and quartz glass probe; a glass fiber filter, two impingers each with 100 ml of distilled water; one impinger dry; one impinger with 200 grams of silica gel; a flexible sample line; an air-tight pump; a dry test meter; and a calibrated orifice. The second impinger had a standard tip, while the first, third, and fourth impingers had modified tips with a 0.5 inch I.D. opening. Sample recovery was accomplished by the following procedures:

1. The pre-tared filter was removed from its holder and placed in Container 1 and sealed. (This is usually performed in the lab.)

2. All sample-exposed surfaces prior to the filter were washed with acetone and placed in Container 2, sealed and the liquid level marked.

3. The volume of water from the first three impingers was measured for the purpose of calculating the moisture in the stack gas and then discarded (per EPA Method 4).

4. The used silica gel from the fourth impinger was transferred to the original tared container and sealed.

LABORATORY ANALYSIS

The three sample containers from each sample run were analyzed according to the following procedures:

1. The filter was dried at 105 degrees C for three hours, desiccated for a minimum of one hour, and weighed to the nearest 0.1 mg. A minimum of two such weighings six hours apart was made to determine constant weight.

2. The acetone from Container 2 was transferred to a tared beaker and evaporated to dryness at ambient temperature and pressure, desiccated for 24 hours, and weighed to the nearest 0.1 mg. A minimum of two such weighings six hours apart were made to determine constant weight.

3. The used silica gel in its tared container was weighed to the nearest 0.1 gram.

The total sample weight included the weight of material collected on the filter plus the weight of material collected in the nozzle, sampling probe and front half of the filter holder.

DATA

The field data sheets, calculation sheets, and nomenclature definitions are included in the appendix of this report.

5.2 CO_2 and O_2 Sampling and Analysis--EPA Method 3

CO_2 and O_2 samples were collected by an integrated bag system. The sampling system consisted of a stainless steel probe, sample line from probe to a condenser, a small vacuum pump with a rotometer, and a TEDLAR bag.

The sampling procedure consists of the following leak-check and sampling techniques. Prior to sampling, the bag was leak-checked at 2 to 4 inches of water. The inlet to the condenser was plugged and a vacuum of 10 inches of Hg was pulled. The outlet of the pump was then plugged and the pump shut off. The vacuum held steady for at least 30 seconds. The sample line was then purged with flue gas and the bag was connected. Sampling was conducted at an appropriate constant rate at the same points and for the same length of time as the particulate sampling. At the conclusion of the run, the pump was shut off and the bag secured.

After leak checking the orsat gas analyzer, the average value for each gas was determined. The gas was measured until two values were obtained that fell within the specified variance of the gas tested. Data were recorded on the field data sheet and the bag was evacuated for the next sample run.

5.3 Determination of Carbon Monoxide Emissions from Stationary Source --EPA Method 10

The sampling system is shown in Figure 3. A sample was drawn from the stack at a rate of approximately 2 SCFH. A stainless steel probe assembly was followed by a three-way stainless steel valve. The sample was pumped through an ice-cooled condensate trap followed by a 3/8" O.D. TEFLON sampling line. Calibration gases were introduced at the sampling interface (the three way valve) through another 3/8" O.D. TEFLON line. The sample pump delivered gases to a manifold system where one flow

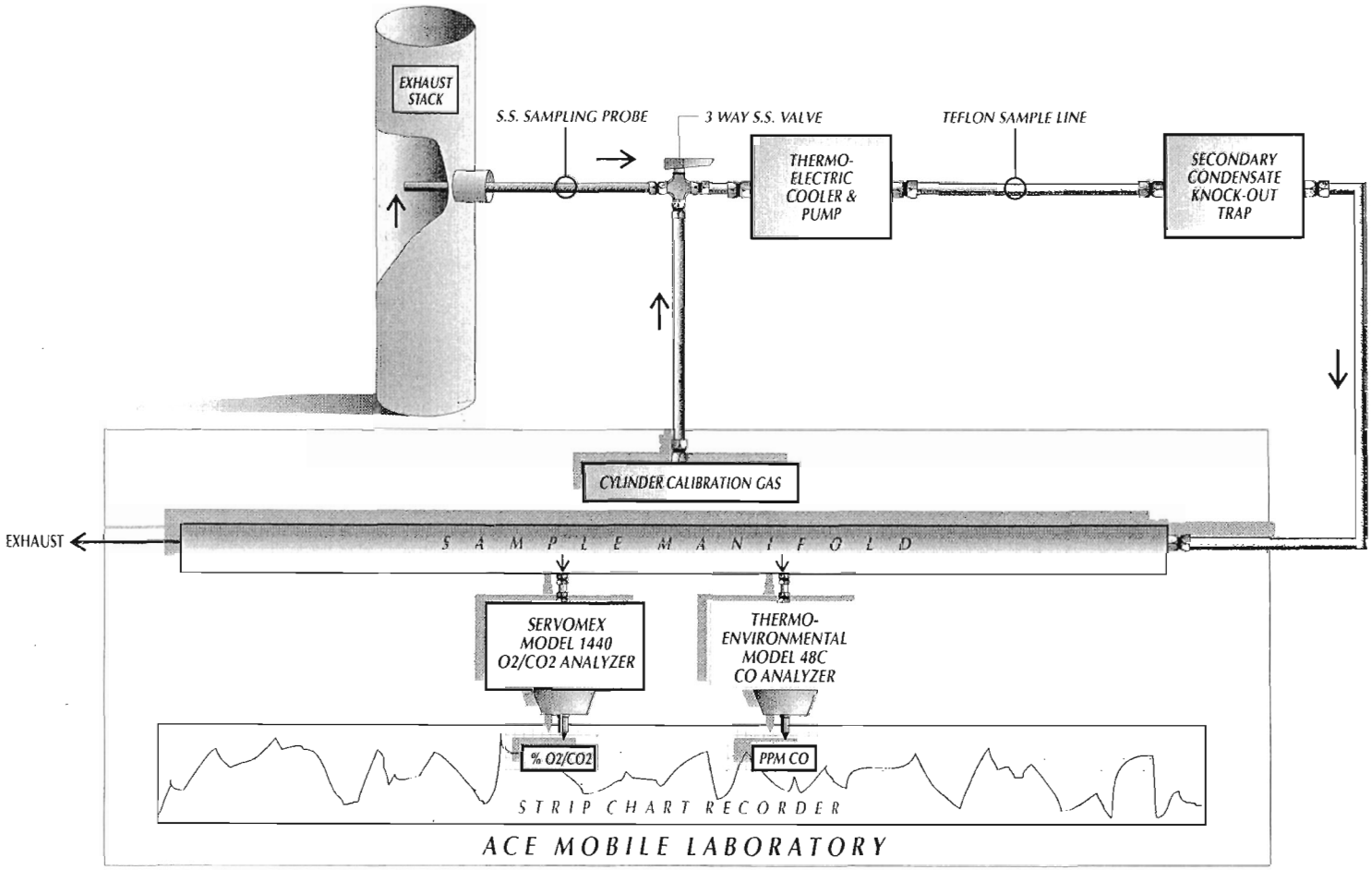

SOURCE: AIR CONSULTING & ENGINEERING, INC. (CO/CO2/O2 CEM 4/12/07)

FIGURE 3.
EPA METHODS 3A AND 10 CEM SAMPLING SCHEMATIC
(DETERMINATION OF OXYGEN, CARBON
DIOXIDE, AND CARBON MONOXIDE
EMISSIONS FROM STATIONARY SOURCES

is divided between a Servomex 1440 O_2/CO_2 analyzer and a Thermo Electron Model 48C CO analyzer (NDIR with gas filter correlation). Excess flow is dumped to ambient. All instrument responses were recorded on strip chart recorders. The sampling system yields O_2, and CO, concentrations on a dry gas basis.

Calibration gases consisted of CO, and O_2 standards in nitrogen. All calibration gases were certified NBS traceable, Protocol 1.

5.4 Visible Emissions Testing--EPA Method 9

The visible emission tests were performed in accordance with EPA Method 9. The observers maintain semi-annual FDEP certification for the performance of visible emission tests and attend the classroom lecture as required.

All procedures listed in Method 9 were followed including observer's position relative to the sun, distance from the stack, and line of sight. These items are noted on the visible emission data sheet. Observations were made at 15-second intervals and recorded to the nearest five percent. The final opacity was determined by calculating the average of the highest consecutive 24 readings of the observation period.

APPENDIX A

COMPLETE EMISSION DATA WITH SAMPLE CALCULATIONS

AIR CONSULTING and ENGINEERING, INC.
COMPLETE EMISSION DATA

COMPANY NAME:	PEAVY FUNERAL HOME
LOCATION:	BLOUNTSTOWN, FLORIDA
SOURCE:	INCINERATOR EXAUST STACK
DATE:	3-29-2007

RUN NUMBER:	1		IMPINGER ml.	32.0
BEGIN TIME (hour : minute):	12:20 PM		SILICA GEL. gms.	4.7
END TIME (hour : minute):	1:23 PM		% O2:	15.26
TOTAL RUN TIME:	60	MINUTES	% CO2:	3.64
BAROMETRIC PRESSURE:	30.14	inches Hg.	"F" FACTOR:	NA
STACK PRESSURE:	30.14	inches Hg.		
NOZZLE DIAMETER:	0.375	INCHES		
METER CORR. FACTOR:	1.009		PARTICULATE DATA	
FINAL METER:	228.452	CUBIC FT.		
INITIAL METER:	197.850	CUBIC FT.		
STACK AREA:	2.357	SQ. FT.	FILTER mg.:	11.6
PITOT Cp:	0.84		WASH mg.:	24.6

EMISSION RESULTS

NOZZLE AREA (SQ. FT.):	0.000767	VOLUMETRIC FLOW(ACFM):	4129
AVG. SQ. RT. VEL. HEAD:	0.3255	VOLUMETRIC FLOW(WVSCFM):	88
		VOLUMETRIC FLOW(DSCFM):	1545
AVG. STACK TEMP. (F):	884.8	VOLUMETRIC FLOW(ACFMD):	3907
AVG. METER TEMP. (F):	81.3		
AVG. ORIFICE DIFFERENTIAL:	0.770	**PARTICULATE EMISSION DATA:**	
METER ACF:	30.602		
METER SCF:	30.388	POUNDS PER HOUR:	0.243
MEASURED SCF MOISTURE:	1.727	POUNDS PER SCF.:	2.63E-06
MEASURED MOISTURE %:	5.38	GRAINS PER SCF.:	0.0184
STACK TEMP. (deg. C):	473.8	GRAINS PER SCF @ 7% O2:	0.0453
VAPOR PRESSURE:	11388.6	GRAINS PER SCF @ 50% E.A.:	0.0427
SATURATION MOISTURE %:	NA	GRAINS PER SCF @ 12% CO2:	0.0606
PERCENT WATER VAPOR:	5.38		
GAS MOLECULAR WT.(dry):	29.19		
GAS MOLECULAR WT.(wet):	28.59		
PERCENT EXCESS AIR:	248.114		
AVERAGE VELOCITY(FPS):	29.2		
MMBTUH(if applicable):	NA		
PERCENT ISOKINETIC:	100.78		

AIR CONSULTING and ENGINEERING, INC.
COMPLETE EMISSION DATA

COMPANY NAME:	PEAVY FUNERAL HOME
LOCATION:	BLOUNTSTOWN, FLORIDA
SOURCE:	INCINERATOR EXAUST STACK
DATE:	3-29-2007

RUN NUMBER:	2		IMPINGER ml.	40.0
BEGIN TIME (hour : minute):	2:18 PM		SILICA GEL. gms.	4.3
END TIME (hour : minute):	3:20 PM		% O2:	14.45
TOTAL RUN TIME:	60	MINUTES	% CO2:	4.34
BAROMETRIC PRESSURE:	30.14	inches Hg.	"F" FACTOR:	NA
STACK PRESSURE:	30.14	inches Hg.		
NOZZLE DIAMETER:	0.375	INCHES		
METER CORR. FACTOR:	1.009		PARTICULATE DATA	
FINAL METER:	259.270	CUBIC FT.		
INITIAL METER:	228.650	CUBIC FT.		
STACK AREA:	2.357	SQ. FT.	FILTER mg.:	16.6
PITOT Cp:	0.84		WASH mg.:	25.5

EMISSION RESULTS

NOZZLE AREA (SQ. FT.):	0.000767	VOLUMETRIC FLOW(ACFM):	4031
AVG. SQ. RT. VEL. HEAD:	0.3158	VOLUMETRIC FLOW(WVSCFM):	101
		VOLUMETRIC FLOW(DSCFM):	1475
AVG. STACK TEMP. (F):	899.3	VOLUMETRIC FLOW(ACFMD):	3772
AVG. METER TEMP. (F):	82.6		
AVG. ORIFICE DIFFERENTIAL:	0.719	**PARTICULATE EMISSION DATA:**	
METER ACF:	30.62		
METER SCF:	30.328	POUNDS PER HOUR:	0.271
MEASURED SCF MOISTURE:	2.085	POUNDS PER SCF.:	3.06E-06
MEASURED MOISTURE %:	6.43	GRAINS PER SCF.:	0.0214
STACK TEMP. (deg. C):	481.8	GRAINS PER SCF @ 7% O2:	0.0462
VAPOR PRESSURE:	11976.5	GRAINS PER SCF @ 50% E.A.:	0.0438
SATURATION MOISTURE %:	NA	GRAINS PER SCF @ 12% CO2:	0.0592
PERCENT WATER VAPOR:	6.43		
GAS MOLECULAR WT.(dry):	29.27		
GAS MOLECULAR WT.(wet):	28.55		
PERCENT EXCESS AIR:	206.740		
AVERAGE VELOCITY(FPS):	28.5		
MMBTUH(if applicable):	NA		
PERCENT ISOKINETIC:	105.32		

AIR CONSULTING and ENGINEERING, INC.
COMPLETE EMISSION DATA

COMPANY NAME:	PEAVY FUNERAL HOME
LOCATION:	BLOUNTSTOWN, FLORIDA
SOURCE:	INCINERATOR EXAUST STACK
DATE:	3-29-2007

RUN NUMBER:	3		IMPINGER ml.	46.0
BEGIN TIME (hour : minute):	3:59 PM		SILICA GEL. gms.	4.3
END TIME (hour : minute):	5:03 PM		% O2:	13.78
TOTAL RUN TIME:	60	MINUTES	% CO2:	4.89
BAROMETRIC PRESSURE:	30.14	inches Hg.	"F" FACTOR:	NA
STACK PRESSURE:	30.14	inches Hg.		
NOZZLE DIAMETER:	0.375	INCHES		
METER CORR. FACTOR:	1.009		PARTICULATE DATA	
FINAL METER:	290.253	CUBIC FT.		
INITIAL METER:	259.500	CUBIC FT.		
STACK AREA:	2.357	SQ. FT.	FILTER mg.:	32.3
PITOT Cp:	0.84		WASH mg.:	10.9

EMISSION RESULTS

NOZZLE AREA (SQ. FT.):	0.000767	VOLUMETRIC FLOW(ACFM):	4400
AVG. SQ. RT. VEL. HEAD:	0.3323	VOLUMETRIC FLOW(WVSCFM):	116
		VOLUMETRIC FLOW(DSCFM):	1485
AVG. STACK TEMP. (F):	1001.1	VOLUMETRIC FLOW(ACFMD):	4082
AVG. METER TEMP. (F):	84.1		
AVG. ORIFICE DIFFERENTIAL:	0.767	**PARTICULATE EMISSION DATA:**	
METER ACF:	30.753		
METER SCF:	30.382	POUNDS PER HOUR:	0.279
MEASURED SCF MOISTURE:	2.368	POUNDS PER SCF.:	3.13E-06
MEASURED MOISTURE %:	7.23	GRAINS PER SCF.:	0.0219
STACK TEMP. (deg. C):	538.4	GRAINS PER SCF @ 7% O2:	0.0428
VAPOR PRESSURE:	16389.2	GRAINS PER SCF @ 50% E.A.:	0.0408
SATURATION MOISTURE %:	NA	GRAINS PER SCF @ 12% CO2:	0.0538
PERCENT WATER VAPOR:	7.23		
GAS MOLECULAR WT.(dry):	29.33		
GAS MOLECULAR WT.(wet):	28.51		
PERCENT EXCESS AIR:	179.168		
AVERAGE VELOCITY(FPS):	31.1		
MMBTUH(if applicable):	NA		
PERCENT ISOKINETIC:	104.79		

AIR CONSULTING and ENGINEERING, INC.

COMPANY NAME: PEAVY FUNERAL HOME
LOCATION: BLOUNTSTOWN, FLORIDA
SOURCE: INCINERATOR EXAUST STACK
DATE: 3-29-2007
RUN NUMBER: 1 **FROM:** 12:20 **TO:** 13:23

SOURCE PARAMETER ENTRIES

PORT-POINT	"inches"	VELOCITY HEAD	ORIFICE CALC.	DELTA P ACTUAL	STACK TEMP. F	METER TEMP.F
1 - 1	20.35	0.20	1.42	1.42	865	77
1 - 2	19.40	0.16	1.13	1.13	920	77
1 - 3	18.33	0.11	0.78	0.78	938	77
1 - 4	17.10	0.11	0.78	0.78	936	78
1 - 5	15.59	0.13	0.92	0.92	927	79
1 - 6	13.40	0.25	1.77	1.77	919	79
1 - 7	7.39	0.11	0.78	0.78	900	80
1 - 8	5.20	0.09	0.64	0.64	901	80
1 - 9	3.69	0.09	0.64	0.64	874	80
1 - 10	2.46	0.10	0.71	0.71	760	81
1 - 11	1.39	0.08	0.57	0.57	797	81
1 - 12	0.44	0.07	0.50	0.50	795	81
2 - 1		0.09	0.64	0.64	889	82
2 - 2		0.10	0.71	0.71	943	82
2 - 3		0.10	0.71	0.71	947	82
2 - 4		0.11	0.78	0.78	937	83
2 - 5		0.10	0.71	0.71	935	83
2 - 6		0.10	0.71	0.71	920	83
2 - 7		0.09	0.64	0.64	899	84
2 - 8		0.08	0.57	0.57	891	84
2 - 9		0.08	0.57	0.57	889	84
2 - 10		0.08	0.57	0.57	852	84
2 - 11		0.09	0.64	0.64	805	85
2 - 12		0.09	0.64	0.64	797	85
AVERAGES:		0.109		0.770	884.83	81.29

AIR CONSULTING and ENGINEERING, INC.

COMPANY NAME:	PEAVY FUNERAL HOME				
LOCATION:	BLOUNTSTOWN, FLORIDA				
SOURCE:	INCINERATOR EXAUST STACK				
DATE:	3-29-2007				
RUN NUMBER:	2	**FROM:**	14:18	**TO:**	15:20

SOURCE PARAMETER ENTRIES

PORT-POINT	"inches"	VELOCITY HEAD	ORIFICE CALC.	DELTA P ACTUAL	STACK TEMP. F	METER TEMP.F
1 - 1	20.35	0.10	0.72	0.72	963	80
1 - 2	19.40	0.09	0.64	0.64	958	81
1 - 3	18.33	0.09	0.64	0.64	950	81
1 - 4	17.10	0.08	0.57	0.57	922	81
1 - 5	15.59	0.08	0.57	0.57	906	81
1 - 6	13.40	0.09	0.64	0.64	876	81
1 - 7	7.39	0.08	0.57	0.57	853	81
1 - 8	5.20	0.08	0.57	0.57	863	81
1 - 9	3.69	0.08	0.57	0.57	862	82
1 - 10	2.46	0.09	0.64	0.64	859	82
1 - 11	1.39	0.09	0.64	0.64	859	82
1 - 12	0.44	0.09	0.64	0.64	855	83
2 - 1		0.11	0.79	0.79	931	83
2 - 2		0.10	0.72	0.72	951	83
2 - 3		0.11	0.79	0.79	944	83
2 - 4		0.10	0.72	0.72	936	83
2 - 5		0.12	0.86	0.86	938	84
2 - 6		0.11	0.79	0.79	925	84
2 - 7		0.10	0.72	0.72	900	84
2 - 8		0.10	0.72	0.72	879	84
2 - 9		0.13	0.93	0.93	872	84
2 - 10		0.13	0.93	0.93	865	85
2 - 11		0.13	0.93	0.93	859	85
2 - 12		0.13	0.93	0.93	857	85
AVERAGES:		0.100		0.719	899.29	82.63

AIR CONSULTING and ENGINEERING, INC.

COMPANY NAME: PEAVY FUNERAL HOME
LOCATION: BLOUNTSTOWN, FLORIDA
SOURCE: INCINERATOR EXAUST STACK
DATE: 3-29-2007
RUN NUMBER: 3 **FROM:** 15:59 **TO:** 17:03

SOURCE PARAMETER ENTRIES

PORT-POINT	"inches"	VELOCITY HEAD	ORIFICE CALC.	DELTA P ACTUAL	STACK TEMP. F	METER TEMP.F
1 - 1	20.35	0.15	1.04	1.04	1008	82
1 - 2	19.40	0.14	0.97	0.97	1015	82
1 - 3	18.33	0.14	0.97	0.97	1016	82
1 - 4	17.10	0.12	0.83	0.83	1015	82
1 - 5	15.59	0.12	0.83	0.83	1045	83
1 - 6	13.40	0.12	0.83	0.83	1044	83
1 - 7	7.39	0.11	0.76	0.76	1042	83
1 - 8	5.20	0.10	0.69	0.69	1031	83
1 - 9	3.69	0.10	0.69	0.69	1025	84
1 - 10	2.46	0.10	0.69	0.69	1006	84
1 - 11	1.39	0.10	0.69	0.69	1020	84
1 - 12	0.44	0.10	0.69	0.69	1024	84
2 - 1		0.12	0.83	0.83	999	84
2 - 2		0.11	0.76	0.76	986	84
2 - 3		0.11	0.76	0.76	1023	85
2 - 4		0.10	0.69	0.69	998	85
2 - 5		0.11	0.76	0.76	1003	85
2 - 6		0.11	0.76	0.76	985	85
2 - 7		0.10	0.69	0.69	960	85
2 - 8		0.10	0.69	0.69	959	85
2 - 9		0.10	0.69	0.69	956	86
2 - 10		0.10	0.69	0.69	953	86
2 - 11		0.10	0.69	0.69	950	86
2 - 12		0.10	0.69	0.69	963	86
AVERAGES:		0.111		0.767	1001.08	84.08

AIR CONSULTING and ENGINEERING, INC.
SAMPLE CALCULATIONS

PEAVY FUNERAL HOME
BLOUNTSTOWN, FLORIDA
INCINERATOR EXAUST STACK
3-29-2007

RUN NUMBER: 1

NOZZLE AREA SQ.FT.:
An=Pi*(Rn)E2 = Pi*(Dn/2)E2 = Pi*[(Dn/2)E2]*[(1ft/12in)E2]
=Pi*(Dn)E2 / (576) = (3.1416)*[(0.375)E2]/(576)
= 0.000767

METER ACTUAL CU. FEET:
Vm = (Vm final) - (Vm initial)
= (228.452) - (197.85)
= 30.602

METER STANDARD CU. FEET:
VMstd=(K1)*(Vm)*(Y)*{(Pbar)+[(DHavg)/(13.6)]}/[(TMavg)+(460)]
= (17.64)*(30.602)*(1.0091)*{(30.14)+[(0.77)/(13.6)]}/[(81.3)+(460)]
= 30.388

MEASURED SCF MOISTURE:
VWstd=(K2)*(Vlc)
= (0.04707)*(32 + 4.7)
= 1.727

MEASURED % MOISTURE:
Bwm%={(VWstd)/[(VMstd)+(VWstd)]}*100%
= {(1.727)/[(30.388)+(1.727)]}*100%
= 5.38%

STACK TEMP. Deg C
Tsc=[(TSavg)-32]*5/9
= [(884.8)-32]*5/9
= 473.8

VAPOR PRESSURE (in Hg):
Pv={2.718E[18.6866-0.00244*(273+(Tsc))-4509.47/(273+(Tsc))-
149541/((273+(Tsc))E2)]}/3.375
= {2.718E[18.688-0.00244*(273+(473.8))-4509.47/(273+(473.8))-
149541/((273+(473.8))E2)]}/3.375
= 11388.62

SATURATION MOISTURE %:
Bwsat%=NA
NA
NA

PERCENT WATER VAPOR:
Bwo% = Bwm% IF Bwm% < Bwsat%
Bwo% = Bwsat% IF Bwsat% < Bwm%
= 5.38

GAS MOLECULAR WT.(dry):
Md = [(0.440)*(%CO2)]+[(0.320)*(%O2)]+{(0.280)*[(%N2)+(%CO)]}
= [(0.440)*(%CO2)]+[(0.320)*(%O2)]+{(0.280)*[(100)-(%CO2)-(%O2)]}
= [(0.440)*(3.64)]+[(0.032)*(15.26)]+{(0.280)*(81.1)]}
= 29.2

GAS MOLECULAR WT.(wet):
Ms= {(Md)*[1-(Bwo%/100)]}+[(18.0)*(Bwo%/100)]
= {(29.2)*[1-(0.0538)]}+[(18.0)*(0.0538)]
= 28.59

PERCENT EXCESS AIR:
%EA={(%O2)/{[(0.264)*(%N2)]-(%O2)}}*(100%)
= {(15.26)/{[(0.264)*(81.1)]-(15.26)}}*(100%)
= 248.11

AVERAGE VELOCITY(FPS): VSavg=(85.48)*(Cp)*(ASRVH)*{[(TSavg)+(460)]/[(Ms)*(Ps)]}E1/2
= (85.48)*(0.84)*(0.33)*{[(884.8)+(460)]/[(28.6)*(30.138)]}E1/2
= 29.2

PERCENT ISOKINETIC: %Iso={(K4)*(TSavg+460)*(VMstd)/{(Ps)*(Vs)*(An)*(time)*[1-(Bwo%/100)]}}
*100

={ (0.09450)*(884.8+460)*(30.388)/{(30.138)*(29.2)*(0.000767)*(60)*[1-(5.38/100)]} }*100%
= 100.8

VOLUMETRIC FLOW(ACFM): QS=(VSavg)*(As)*(60)
= (29.2)*(2.357)*(60)
= 4129.5

VOLUMETRIC FLOW(WVSCFM): WVSCFM=(QS)*(17.64)*(Bwo%/100)*(Ps)/(TSavg+460)
= (4129.5)*(17.64)*(5.38/100)*(30.138)/(884.8+460)
= 87.8

VOLUMETRIC FLOW(DSCFM): QSstd=(QS)*(17.64)*[1-(Bwo%/100)]*(Ps)/(TSavg+460)
= (4129.5)*(17.64)*[1-(5.38/100)]*(30.138)/(884.8+460)
= 1544.6

PARTICULATE EMISSION DATA:

POUNDS PER HOUR: lb/Hr=(mg)*(QSstd)*(60)/[(VMstd)*(453600)]
= (36.2)*(1544.6)*(60)/[(30.388)*(453600)]
= 0.243

POUNDS PER SCF.: lb/SCF=(lb/Hr)/[(60)*(QSstd)]
= (0.243/[(60)*(1544.6)]
= 0.000003

GRAINS PER SCF.: Gr/SCF=(lb/SCF)*(7000)
= (0.000003)*(7000)
= 0.018

GRAINS PER SCF @ 7% O2: =(Gr/SCF)*(20.9-7.0)/[(20.9)-(%O2)]
= (0.018)*(13.9)/[(20.9)-(15.26)]
= 0.045

GRAINS PER SCF @ 50% E.A.: =(Gr/SCF)*[(100)+(%EA)]/(150)
= (0.018)*[(100)+(248.11)]/(150)
= 0.043

POUNDS PER MMBTU: NA
NA
NA

AIR CONSULTING and ENGINEERING, INC.
NOMENCLATURE

%CO - Percent Carbon Monoxide.
%CO2 - Percent Carbon Dioxide.
%EA - Percent excess air.
%Iso - Percent isokenetics.
%N2 - Percent Nitrogen.
%O2 - Percent Oxygen.
An - Area of the nozzle, square feet.
As - Stack area, square feet.
ASRVH - Average of the square roots of the velocity heads.
Bwm% - Percent water vapor as measured.
Bwo% - Percent water vapor.
Bwsat% - Percent water vapor at saturation.
C3H8 - Propane.
CH4 - Methane.
CO - Carbon Monoxide
CO - Carbon Monoxide.
CO2 - Carbon Dioxide
Cp - Pitot coefficient.
Cso2 - Concentration of Sulfur Dioxide, pounds per dry standard cubic foot.
DHavg - Average meter orifice pressure differential.
Dn - Nozzle diameter.
E - Denotes exponent.
F - Fuel factor,standard cubic feet per million BTU.
Gr/SCF - Grains per dry standard cubic foot.
Hr - Hour.
K1 - A constant =17.64.
K2 - A constant = 0.04707.
K4 - A constant = 0.09450.
lb - pound.
lb/Hr - pounds per hour.
lb/MMBTU - Pounds per million British Thermal Units.
lb/SCF - Pounds per dry standard cubic foot.
Md - Molecular weight of dry stack gas.
mg - Mass of filter and dried probe wash, milligrams.
MMBTU - million British Thermal Units.
Ms - Molecular weight of wet stack gas.
NOx - Oxides of Nitrogen.
Pbar - Barometric pressure, inches of Mercury.
Pi - A constant = 3.14159....
PPM - Parts per million.
Ps - Stack pressure, inches Mercury.
Pv - Vapor pressure of water at stack temperature, inches Mercury.
Qs - Volumetric flow rate, actual cubic feet per minute.
QSstd - Volumetric flow rate, dry standard cubic feet per minute.
Rn - Nozzle radius, inches.
SCF - Standard cubic feet.
SO2 - Sulfur Dioxide.
TMavg - Average meter temperature, degrees Farenheit.
TSavg - Average stack temperature, degrees Farenhiet.
Tsc - Average stack temperature, degrees Celcious.
Vlc - Volume of moisture collected in the impingers and silica gel, milliliters.
Vm - Metered volume, actual cubic feet.
Vm final - Final meter reading, actual cubic feet.
Vm initial - Initial meter reading, actual cubic feet.
VMstd - Metered volume corrected to standard conditions, standard cubic feet.
VOC - Volitile organic compounds.
VSavg - Average stack velocity, feet per second.
VWstd - Standard volume of water vapor, standard cubic feet.
WVSCFM - Volumetric flow rate of water vapor, standard cubic feet per minute.
Y - Meter correction factor.

APPENDIX B

FIELD DATA SHEETS

PLANT Perry Funeral Home
SOURCE Omega Cremation
PLANT LOCATION Bloomstown, FL
TYPE OF SAMPLING TRAIN EPA M5
TYPE OF SAMPLES P.M.
DATE 3-29-2017 RUN NUMBER ~~2~~ 1
TIME START 12:20 TIME END 13:23
SAMPLE TIME 2.5 / 24 (MIN/PT)= 60 TOTAL MIN
ASSUMED MOISTURE(%) 7 FDA 93
NOMOGRAPH Cf 7.08 PITOT Cf 0.84
Pb ("Hg) 30.14 Ps ("Hg) 30.138
WEATHER Broken TEMP (F) 75
METER BOX NO. 1 H 1.0297 Y 1.0091
NOZZLE IDENTIFICATION NO.
NOZZLE CAL 0.375 / 0.375 / 0.376 = 0.375
STACK DIMENSIONS 20.79
STACK AREA (FT2) 2.357 EFFECTIVE (FT2) 2.357
STACK DIAMETERS:(UPSTREAM) 3.5 (DOWNSTREAM) 1.15
PORT SIZE 4" NIPPLE LENGTH 5"
STACK HEIGHT (FT) ~20 UMBILICAL LENGTH 100FT
AGENCY OBSERVER(S) NONE
TEST COORDINATOR(S)
V. E. OBSERVER LUIS LLORENS

ACE AIR CONSULTING & ENGINEERING, INC.
2106 NW 67TH PLACE SUITE 4
GAINESVILLE, FLORIDA 32653
(352) 335-1889 - OFFICE / (352) 335-1891 - FAX

STACK CONFIGURATION

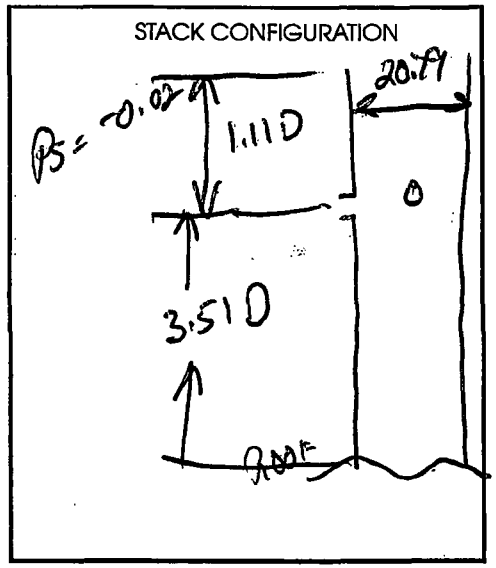

REMARKS: Impinger water Clear
71 CF AFTERBURNER

TEST ID P.M.-2_3-29-2017
PAGE 1 OF 2
MATERIAL PROCESSING RATE
GAS METER READINGS: FINAL 228.452 (FT3)
INITIAL 197.850 (FT3)
NET 30.602 (FT3)
FILTER NO. 3077 IMP. VOL.GAIN 32 (ml)
SILICA GEL NO. 401 WT. GAIN 47 (ml)
TOTAL CONDENSATE 36.7 (ml)

ORSAT

	1	2	3	4	AVG.
%CO2					
%O2					
%CO					
%N2					

Fo= Fo RANGE= ORSAT ANALYZER

LEAK CHECKS
PRE 0 CFM 16 ("Hg) POST 0 CFM 7 ("Hg)
METER BOX/PUMP OK GAS SYSTEM — ORSAT BAG —
PITOT TUBE NO. 43 PRE-TEST LEAK CHECK OK
POST TEST (+) 4.5 / 4.5 "H20 (15 SECONDS)
POST TEST (-) 3.7 / 3.7 "H20 (15 SECONDS)
PYROMETER NUMBER ACE-1
BOX OPERATOR BEN PROBE HOLDER LANE

PORT & TRAVERSE PT. NUMBER	COMMENTS	CLOCK TIME	GAS METER READING (FT3)	STACK VELOCITY HEAD	METER ORIFICE PRESS. DIFF.("H2O) CALC.	METER ORIFICE PRESS. DIFF.("H2O) ACTUAL	STACK GAS TEMP (F)	SAMPLE BOX TEMP (F)	LAST IMPINGER TEMP (F)	DRY GAS METER TEMP (F)	VACUUM ON SAMPLE TRAIN ("Hg)
1-1			199.60	0.20	1.42	1.42	865	252	69	77	3
2	5	12:25	201.20	0.16	1.13	1.13	920	246	56	77	2
3			202.50	0.11	0.78	0.78	938	244	56	77	2
4	10	30	203.80	0.11	0.78	0.78	936	243	56	78	2
5			205.2	0.13	0.92	0.92	927	238	57	79	3
6	15	35	207.09	0.25	1.77	1.77	919	233	57	79	5

ACE AIR CONSULTING & ENGINEERING, INC.

Run 2-1
3-29-07

TEST ID P.M.-2_3-29-2007

PAGE 2 OF 2

PORT & TRAVERSE PT. NUMBER	COMMENTS	CLOCK TIME	GAS METER READING (FT3)	STACK VELOCITY HEAD	METER ORIFICE PRESS. DIFF.("H2O)		STACK GAS TEMP (F)	SAMPLE BOX TEMP (F)	LAST IMPINGER TEMP (F)	DRY GAS METER TEMP (F)	VACUUM ON SAMPLE TRAIN ("Hg)
					CALC.	ACTUAL					
1-7			208.45	0.11	0.78	0.78	900	232	57	80	3
8	20	12:40	209.625	0.09	0.64	0.64	901	236	57	80	3
9			210.85	0.09	0.64	0.64	874	242	58	80	3
10	25	45	212.10	0.10	0.71	0.71	760	249	59	81	3
11			213.2	0.08	0.57	0.57	797	253	59	81	3
12	30	50	214.244	0.07	0.50	0.50	795	248	59	81	3
2-1	12:53		215.4	0.09	0.64	0.64	889	249	64	82	3
2	35	12:58	216.675	0.10	0.71	0.71	943	251	60	82	3
3			217.90	0.10	0.71	0.71	2947	251	60	82	3
4	40	13:03	219.175	0.11	0.78	0.78	937	251	60	83	3
5			220.42	0.10	0.71	0.71	935	251	60	83	3
6	45	08	221.645	0.10	0.71	0.71	920	250	61	83	3
7			222.8	0.09	0.64	0.64	899	249	62	84	3
8	50	13	223.93	0.08	0.57	0.57	891	247	63	84	2
9			225.0	0.08	0.57	0.57	889	247	63	84	2
10	55	18	226.0	0.08	0.57	0.57	852	243	63	84	2
11			227.25	0.09	0.64	0.64	805	248	63	85	2
12	60	23		0.09	0.64	0.64	797	251	64	85	2
			Avg	0.109		0.770	884.88			81.29	

PLANT Perry Funeral Home
SOURCE Omega Crematory
PLANT LOCATION Blountstown, FL
TYPE OF SAMPLING TRAIN EPA M5
TYPE OF SAMPLES P.M.
DATE 3-29-2007 RUN NUMBER 2
TIME START 14:18 TIME END 15:20
SAMPLE TIME 2.5 / 24 (MIN/PT)= 60 TOTAL MIN
ASSUMED MOISTURE(%) 6 FDA 94
NOMOGRAPH Cf 7.156 PITOT Cf 0.84
Pb ("Hg) 30.14 Ps ("Hg) 30.138
WEATHER Broken TEMP (F) 80
METER BOX NO. 1 H 1.6297 Y 1.0091
NOZZLE IDENTIFICATION NO. QTZ 3/8
NOZZLE CAL 0.375 / 0.375 / 0.376 = 0.375
STACK DIMENSIONS 20.79
STACK AREA (FT2) 2.357 EFFECTIVE (FT2) 2.357
STACK DIAMETERS:(UPSTREAM) 3.51 (DOWNSTREAM) 1.15
PORT SIZE 4" NIPPLE LENGTH 5"
STACK HEIGHT (FT) ~20 UMBILICAL LENGTH 100FT
AGENCY OBSERVER(S) NONE
TEST COORDINATOR(S)
V. E. OBSERVER ~~Louise~~ LUIS LLORENS

ACE
AIR CONSULTING
& ENGINEERING, INC.
2106 NW 67TH PLACE SUITE 4
GAINESVILLE, FLORIDA 32653
(352) 335-1889 - OFFICE / (352) 335-1891 - FAX

STACK CONFIGURATION

REMARKS: Employee water clean

TEST ID P.M.2-3-29-2007
PAGE 1 OF 2
MATERIAL PROCESSING RATE
GAS METER READINGS: FINAL 259.270 (FT3)
INITIAL 228.650 (FT3)
NET 30.620 (FT3)
FILTER NO. 3079 IMP. VOL.GAIN 40 (ml)
SILICA GEL NO. 538 WT. GAIN 4.3 (ml)
TOTAL CONDENSATE 44.3 (ml)

ORSAT

	1	2	3	4	AVG.
%CO2					
%O2					
%CO					
%N2					

Fo= Fo RANGE= ORSAT ANALYZER
LEAK CHECKS
PRE 0 CFM 15 ("Hg) POST 0 CFM 5 ("Hg)
METER BOX/PUMP OK GAS SYSTEM — ORSAT BAG —
PITOT TUBE NO. 43 PRE-TEST LEAK CHECK OK
POST TEST (+) 4.6 / 4.6 "H20 (15 SECONDS)
POST TEST (-) 3.7 / 3.7 "H20 (15 SECONDS)
PYROMETER NUMBER ACE-1
BOX OPERATOR BELL PROBE HOLDER LANE

PORT & TRAVERSE PT. NUMBER	COMMENTS	CLOCK TIME	GAS METER READING (FT3)	STACK VELOCITY HEAD 0.70	METER ORIFICE PRESS. DIFF.("H2O) CALC.	METER ORIFICE PRESS. DIFF.("H2O) ACTUAL	STACK GAS TEMP (F)	SAMPLE BOX TEMP (F)	LAST IMPINGER TEMP (F)	DRY GAS METER TEMP (F)	VACUUM ON SAMPLE TRAIN ("Hg)
1-1			229.8	0.01	0.72	0.72	963	249	61	80	2
2	5	14:23	231.0	0.09	0.64	0.64	958	250	55	81	2
3			232.2	0.09	0.64	0.64	950	291	52	81	2
4	10	28	233.3	0.08	0.57	0.57	922	253	51	81	2
5			234.5	0.08	0.57	0.57	906	251	51	81	2
6	15	33	235.5	0.09	0.64	0.64	876	250	52	81	2

ACE AIR CONSULTING & ENGINEERING, INC.

Rev 2
3-29-07

TEST ID _____

PAGE 2 OF 2

PORT & TRAVERSE PT. NUMBER	COMMENTS	CLOCK TIME	GAS METER READING (FT3)	STACK VELOCITY HEAD	METER ORIFICE PRESS. DIFF.("H2O)		STACK GAS TEMP (F)	SAMPLE BOX TEMP (F)	LAST IMPINGER TEMP (F)	DRY GAS METER TEMP (F)	VACUUM ON SAMPLE TRAIN ("Hg)
					CALC.	ACTUAL					
1-7			236.70	0.08	0.57	0.57	853	250	53	81	2
8	20		237.8	0.08	0.57	0.57	863	250	55	81	2
9			238.95	0.08	0.57	0.57	862	250	55	82	2
10	25		240.17	0.09	0.64	0.64	859	249	56	82	2
11			241.40	0.09	0.64	0.64	859	250	56	82	2
12	30		242.617	0.09	0.64	0.64	855	249	56	83	2
2-1	14:53		243.90	0.11	0.79	0.79	931	250	65	83	3
2	35	14:56	245.20	0.10	0.72	0.72	951	251	55	83	3
3			246.6	0.11	0.79	0.79	944	247	54	83	~~3~~ 3
4	40	15:03	247.9	0.10	0.72	0.72	936	249	55	83	~~4~~ 4
5			249.3	0.12	0.86	0.86	938	248	53	84	4
6	45	08	250.60	0.11	0.79	0.79	925	255	54	84	4
7			252.0	0.10	0.72	0.72	900	245	53	84	4
8	50		253.3	0.10	0.72	0.72	879	249	53	84	4
9		13	254.8	0.13	0.93	0.93	872	245	54	84	4
10	55		256.3	0.13	0.93	0.93	865	242	55	85	4
11		18	257.73	0.13	0.93	0.93	859	245	55	85	4
12	60			0.13	0.93	0.93	857	256	55	85	4
			Avgs	0.10		0.719	899.58			82.63	
	0.52										

PLANT Perry Funeral Home

SOURCE Omega Crematory

PLANT LOCATION Brooksville, FL

TYPE OF SAMPLING TRAIN EPA M5

TYPE OF SAMPLES PM

DATE 3-29-07 RUN NUMBER 3

TIME START 15:59 TIME END 17:03

SAMPLE TIME 2.5 / 24 (MIN/PT)= 60 TOTAL MIN

ASSUMED MOISTURE(%) 7 FDA 93

NOMOGRAPH Cf 6.92 PITOT Cf 0.84

Pb ("Hg) 30.14 Ps ("Hg) 30.138

WEATHER Broken TEMP (F) 82

METER BOX NO. 1 H 1.6297 Y 1.0091

NOZZLE IDENTIFICATION NO. QTZ 3/8

NOZZLE CAL 0.375 / 0.375 / 0.376 = 0.375

STACK DIMENSIONS 20.79

STACK AREA (FT2) 2.357 EFFECTIVE (FT2) 2.357

STACK DIAMETERS:(UPSTREAM) 3.51 (DOWNSTREAM) 1.15

PORT SIZE 4" NIPPLE LENGTH 5"

STACK HEIGHT (FT) ~20 UMBILICAL LENGTH 100FT

AGENCY OBSERVER(S) NONE

TEST COORDINATOR(S)

V. E. OBSERVER ~~Louise~~ LUIS LLORENS

ACE
AIR CONSULTING
& ENGINEERING, INC.
2106 NW 67TH PLACE SUITE 4
GAINESVILLE, FLORIDA 32653
(352) 335-1889 - OFFICE / (352) 335-1891 - FAX

STACK CONFIGURATION

Impinger water Clear

REMARKS: Have NO control OF Filter Box Temp. Ran After Burn @ 1800° From 16:04 TO 16:09

TEST ID PM-2-3-29-2007

PAGE 1 OF 2

MATERIAL PROCESSING RATE

GAS METER READINGS: FINAL 290.253 (FT3)

INITIAL 259.500 (FT3)

NET 30.753 (FT3)

FILTER NO. 3078 IMP. VOL.GAIN 46 (ml)

SILICA GEL NO. 460 WT. GAIN 4.2 (ml)

TOTAL CONDENSATE 50.2 (ml)

ORSAT

	1	2	3	4	AVG.
%CO2					
%O2					
%CO					
%N2					

Fo= Fo RANGE= ORSAT ANALYZER

LEAK CHECKS

PRE 0 CFM 15 ("Hg) POST 0 CFM 5 ("Hg)

METER BOX/PUMP OK GAS SYSTEM — ORSAT BAG —

PITOT TUBE NO. 43 PRE-TEST LEAK CHECK OK

POST TEST (+) 3.7 / 3.7 "H20 (15 SECONDS)

POST TEST (-) 4.2 / 4.2 "H20 (15 SECONDS)

PYROMETER NUMBER ACE-1

BOX OPERATOR BEN PROBE HOLDER Lane

PORT & TRAVERSE PT. NUMBER	COMMENTS	CLOCK TIME	GAS METER READING (FT3)	STACK VELOCITY HEAD	METER ORIFICE PRESS. DIFF.("H2O)		STACK GAS TEMP (F)	SAMPLE BOX TEMP (F)	LAST IMPINGER TEMP (F)	DRY GAS METER TEMP (F)	VACUUM ON SAMPLE TRAIN ("Hg)
					CALC.	ACTUAL					
1-1			261.05	0.15	1.04	1.04	1008	265	67	82	3
2	5	16 04	262.6	0.14	0.97	0.97	1015	270	61	82	3
3			264.2	0.14	0.97	0.97	1016	279	58	82	3
4	10	09	266.8	0.12	0.83	0.83	1015	260	60	82	3
5			268.17	0.12	0.83	0.83	1045	260	61	83	3
6	15	14	?	0.12	0.83	0.83	1044	256	60	83	3

289.5

ACE AIR CONSULTING & ENGINEERING, INC.

Run 3
3-29-07

TEST ID _____

PAGE 2 OF 2

PORT & TRAVERSE PT. NUMBER	COMMENTS	CLOCK TIME	GAS METER READING (FT3)	STACK VELOCITY HEAD	METER ORIFICE PRESS. DIFF.("H2O)		STACK GAS TEMP (F)	SAMPLE BOX TEMP (F)	LAST IMPINGER TEMP (F)	DRY GAS METER TEMP (F)	VACUUM ON SAMPLE TRAIN ("Hg)
					CALC.	ACTUAL					
1-7		49	269.5	0.11	0.76	0.76	1042	248	66	83	3
8	20	16:19	270.8	0.10	0.69	0.69	1031	246	61	83	3
9		24	272.0	0.10	0.69	0.69	1025	243	62	84	3
10	25	16:24	273.2	0.10	0.69	0.69	1006	245	62	84	3
11			274.4	0.10	0.69	0.69	1020	247	63	84	3
12	30	16:29	275.585	0.10	0.69	0.69	1024	249	63	84	3
2-1	16:33	16	276.85	0.12	0.83	0.83	999	259	69	84	4
2	35	16:38	278.1	0.11	0.76	0.76	986	249	8262	84	3
3			279.35	0.11	0.76	0.76	1023	250	62	85	3
4	40	43	280.5	0.10	0.69	0.69	998	245	62	85	3
5			281.6	0.11	0.76	0.76	1003	248	62	85	3
6	45	48	282.8	0.11	0.76	0.76	985	250	63	85	3
7			284.05	0.10	0.69	0.69	960	247	61	85	4
8	50	53	285.25	0.10	0.69	0.69	959	250	62	85	4
9			286.45	0.10	0.69	0.69	956	250	59	86	4
10	55	58	287.7	0.10	0.69	0.69	953	249	59	86	4
11			288.99	0.10	0.69	0.69	950	248	60	86	4
12	60	03		0.10	0.69	0.69	963	249	60	86	4

APPENDIX C

LABORATORY DATA

AIR CONSULTING & ENGINEERING, INC.

PARTICULATE LAB DATA ANALYSIS

CLIENT / SOURCE IDENTIFICATION: Peavey Funeral Home, Omega Incinerator

BALANCE CHECK:

1ST GROSS WT. - 0.0: 0.0 | 0.5: 0.5001 | 10.0: 10.0001 | 100.0: 99.9999 | DATE: 4-2-07 | TIME: 0815 | %RH: 38 | TEMP: 69 | BY: (INIT.) CR

2ND GROSS WT. - 0.0: 0.0 | 0.5: 0.5000 | 10.0: 10.0000 | 100.0: 99.9998 | DATE: 4-2-07 | TIME: 1455 | %RH: 37 | TEMP: 68 | BY: (INIT.) CR

RUN I.D.	FILTER/ CONT. NO.	VOLUME (ml)	1ST GROSS WT. (gm)	2ND GROSS WT. (gm)	AVG. GROSS WT. (gm)	TARE WT. (gm)	SUB NET WT. (gm)	BLANK (gm)	NET WT. (mg)
1	3077	N/A	0.4533	0.4531	0.4532	0.4416	0.0116		11.6
2	3079	↓	0.4592	0.4591	0.4592	0.4426	0.0166		16.6
3	3078	↓	0.4725	0.4727	0.4726	0.4403	0.0323		32.3
1	A-8	135	114.9567	114.9564	114.9566	114.9320	0.0246		24.6
2	A-9	165	115.3891	115.3890	115.3891	115.3636	0.0255		25.5
3	A-10	120	114.9598	114.9596	114.9597	114.9488	0.0109		10.9
BLANK	3193	N/A	0.4464	0.4462	0.4463	0.4463	0.0000		0.0
BLANK	A-7	200	116.6020	116.6018	116.6019	116.6011	0.0008		0.8

NOTES:

APPENDIX D

CO EMISSION SUMMARY
AND
DATA LOGGER COPIES

AIR CONSULTING AND ENGINEERING, INC.
2106 NW 67th Place, Suite 4, Gainesville, Florida 32653

BIAS CORRECTION AND EMISSION RESULTS
OMEGA CREMATORY OUTLET
PEAVY FUNRAL HOME
BLOUNTSTOWN, FLORIDA
MARCH 29, 2007

Run Number: 1 %RH: 43.9 %
Time: 12:22:07 13:21:07 AMB TEMP: 87.4 DEG. F

Parameter	Cal. Gas Value	Initial Span Values Bias	Initial Span Values Zero	Final Span Values Bias	Final Span Values Zero	Average Bias Bias	Average Bias Zero	Run Average	Corrected Run Avg	Corrected to 7% O2	Corrected to 12% CO2
O2	6.02	5.97	0.03	5.97	0.03	5.97	0.03	15.10	15.26		
CO2	14.06	13.73	0.10	13.78	0.09	13.75	0.09	3.63	3.64		
CO	27.750	28.227	0.803	27.59	0.31	27.91	0.56	2.71	2.18	5.23	7.20

Run Number: 2 %RH: 37.9 %
Time: 14:20:02 15:20:02 AMB TEMP: 88.8 DEG. F

Parameter	Cal. Gas Value	Initial Span Values Bias	Initial Span Values Zero	Final Span Values Bias	Final Span Values Zero	Average Bias Bias	Average Bias Zero	Run Average	Corrected Run Avg	Corrected to 7% O2	Corrected to 12% CO2
O2	6.02	5.97	0.03	5.97	0.03	5.97	0.03	14.29	14.45		
CO2	14.06	13.78	0.09	13.71	0.08	13.74	0.08	4.30	4.34		
CO	27.750	27.59	0.31	27.54	1.16	27.56	0.74	2.16	1.47	3.09	4.05

Run Number: 3 %RH: 34.4 %
Time: 16:01:03 17:00:03 AMB TEMP: 88.1 DEG. F

Parameter	Cal. Gas Value	Initial Span Values Bias	Initial Span Values Zero	Final Span Values Bias	Final Span Values Zero	Average Bias Bias	Average Bias Zero	Run Average	Corrected Run Avg	Corrected to 7% O2	Corrected to 12% CO2
O2	6.02	5.97	0.03	5.96	0.03	5.97	0.03	13.62	13.78		
CO2	14.06	13.71	0.08	13.68	0.09	13.69	0.09	4.82	4.89		
CO	27.750	27.54	1.16	27.72	0.31	27.63	0.74	1.83	1.13	2.16	2.78

AIR CONSULTING AND ENGINEERING, INC.
2106 NW 67th Place, Suite 4, Gainesville, Florida 32653

Summary of Emissions Test Run Averages

IDLE

BLOUNTSTOWN, FLORIDA

OMEGA CREMATORY OUTLET — PEAVY FUNRAL HOME — BLOUNTSTOWN, FLORIDA

Date	Start Time	End Time	O2 %V,d	CO2 %V,d	ML CO ppmVd	48H CO ppm	CO@7%O2	O@12%CO2 ppmVd	NA# ppmVd	NA# @15%O2	Comments
	Instantaneous:		**20.48**	**0.04**	**1.67**	**3.44**	**114.70**	**0.01**	**NA#**	**NA#**	
03/29/07	17:11:07	17:11:28	0.03	0.09	28.52	27.72	18.46	0.21	#DIV/0!	#DIV/0!	Cal:27.75 CO
03/29/07	9:09:51	9:10:12	20.87	0.04	0.15	1.95	0.10	0.00	0.1003	27.6681	Cal:20.9 O2
03/29/07	9:14:49	9:15:09	13.94	6.00	0.21	0.75	#DIV/0!	#DIV/0!	#DIV/0!	#DIV/0!	Cal:13.94/5.92 O2/CO2
03/29/07	9:19:23	9:19:44	6.06	14.08	0.16	0.82	#DIV/0!	#DIV/0!	#DIV/0!	#DIV/0!	Cal:6.02/14.06 O2/CO2
03/29/07	9:24:09	9:24:39	0.15	0.01	27.85	27.77	#DIV/0!	#DIV/0!	#DIV/0!	#DIV/0!	Cal:27.75 CO
03/29/07	9:29:29	9:29:50	0.13	0.00	80.54	81.40	#DIV/0!	#DIV/0!	#DIV/0!	#DIV/0!	Cal:81.8 CO
03/29/07	9:32:50	9:33:20	0.02	0.00	28.34	29.29	#DIV/0!	#DIV/0!	#DIV/0!	#DIV/0!	Cal:27.75 CO
03/29/07	9:37:10	9:37:30	0.02	-0.01	210.60	614.28	#DIV/0!	#DIV/0!	#DIV/0!	#DIV/0!	Cal:624 CO
03/29/07	9:46:43	9:47:18	0.00	0.00	28.79	28.69	#DIV/0!	#DIV/0!	#DIV/0!	#DIV/0!	Cal:27.75 CO
03/29/07	9:52:31	9:53:01	5.95	13.74	0.44	1.61	#DIV/0!	#DIV/0!	#DIV/0!	#DIV/0!	Cal:6.02/14.06 O2/CO2
03/29/07	**10:34:08**	**11:03:08**	**13.55**	**4.92**	**8.19**	**8.85**	**17.34**	**3.53**	**#DIV/0!**	**#DIV/0!**	**RUN 0**
03/29/07	11:09:35	11:10:05	5.97	13.73	0.40	0.80	0.75	0.92	#DIV/0!	#DIV/0!	Cal:6.02/14.06 O2/CO2
03/29/07	11:14:08	11:14:37	0.03	0.10	28.09	28.23	18.80	0.24	#DIV/0!	#DIV/0!	Cal:27.75 CO
03/29/07	**12:22:07**	**13:21:07**	**15.10**	**3.63**	**1.86**	**2.71**	**6.53**	**0.82**	**#DIV/0!**	**#DIV/0!**	**RUN 1**
03/29/07	13:26:47	13:27:07	5.97	13.78	0.53	0.31	0.29	0.36	#DIV/0!	#DIV/0!	Cal:6.02/14.06 O2/CO2
03/29/07	13:31:13	13:31:43	0.03	0.09	28.10	27.59	18.37	0.20	#DIV/0!	#DIV/0!	Cal:27.75 CO
03/29/07	**14:20:02**	**15:20:02**	**14.29**	**4.30**	**1.59**	**2.16**	**4.66**	**0.76**	**#DIV/0!**	**#DIV/0!**	**RUN 2 PT2**
03/29/07	15:25:11	15:25:41	5.97	13.71	0.21	1.16	1.08	1.33	#DIV/0!	#DIV/0!	Cal:6.02/14.06 O2/CO2
03/29/07	15:31:06	15:31:36	0.03	0.08	28.32	27.54	18.34	0.18	#DIV/0!	#DIV/0!	Cal:27.75 CO
03/29/07	**16:01:03**	**17:00:03**	**13.62**	**4.82**	**1.30**	**1.83**	**3.65**	**0.72**	**#DIV/0!**	**#DIV/0!**	**RUN 3 PT 2**
03/29/07	17:06:53	17:07:13	5.96	13.68	0.01	0.31	0.29	0.35	#DIV/0!	#DIV/0!	Cal:6.02/14.06 O2/CO2
03/29/07	17:11:07	17:11:28	0.03	0.09	28.52	27.72	18.46	0.21	#DIV/0!	#DIV/0!	Cal:27.75 CO

AIR CONSULTING AND ENGINEERING, INC.
2106 NW 67th Place, Suite 4, Gainesville, Florida 32653

Current: **14:16:58** Countdown **NA** Run Interval: **1 minute** Cal Interval: **10 seconds** **IDLE**

Instrumental Reference Method On-Line Data **224.43**

OMEGA CREMATORY OUTLET PEAVY FUNRAL HOME BLOUNTSTOWN, FLORIDA

Parameter		O2	CO2	ML CO	48H CO	CO@7%O2	CO@12%CO2	NA#	NA#	Comments	Comment2
Units		%V,d	%V,d	ppmVd	ppm	ppmVd	ppmVd	ppmVd	@15%O2		
INSTANTANEOUS:		**20.48**	**0.04**	**1.67**	**3.44**	**114.70**	**0.01**	**NA#**	**NA#**		
Interval Average:		**20.48**	**0.04**	**1.67**	**3.44**	**114.70**	**0.01**	**NA#**	**NA#**	**Cal:27.75 CO**	
Average So Far		**0.03**	**0.09**	**28.52**	**27.72**	**18.46**	**0.21**	**#DIV/0!**	**#DIV/0!**		
29-Mar-07	9:09:51	20.87	0.04	0.24	1.59	0.16	0.00	0.16	37.56	Cal:20.9 O2	
29-Mar-07	9:10:01	20.88	0.04	0.12	1.61	0.08	0.00	0.08	27.39	Cal:20.9 O2	
29-Mar-07	9:10:12	20.87	0.04	0.09	2.66	0.06	0.00	0.06	18.06	Cal:20.9 O2	
Average:	**9:10:13**	**20.87**	**0.04**	**0.15**	**1.95**	**0.10**	**0.00**	**0.10**	**27.67**	**Cal:20.9 O2**	
Gas Value:	9:10:13	20.9	NA#	NA#	NA#	NA#	#N/A	#N/A	#N/A	20.9 O2	
Diff%ofSpan	9:10:13	-0.11%	#N/A	#N/A	#N/A	#N/A	#N/A	#N/A	#N/A		
29-Mar-07	9:14:49	13.95	6.00	0.18	0.36	NA#	NA#	NA#	NA#	Cal:13.94/5.92 O2/CO2	
29-Mar-07	9:15:00	13.95	6.00	0.16	1.38	NA#	NA#	NA#	NA#	Cal:13.94/5.92 O2/CO2	
29-Mar-07	9:15:09	13.94	6.00	0.28	0.50	NA#	NA#	NA#	NA#	Cal:13.94/5.92 O2/CO2	
Average:	**9:15:14**	**13.94**	**6.00**	**0.21**	**0.75**	**#DIV/0!**	**#DIV/0!**	**#DIV/0!**	**#DIV/0!**	**Cal:13.94/5.92 O2/CO2**	
Gas Value:	9:15:14	13.94	5.92	0	NA#	NA#	#N/A	#N/A	#N/A	13.94/5.92 O2/CO2	
Diff%ofSpan	9:15:14	0.02%	0.39%	0.21%	#N/A	#N/A	#DIV/0!	#DIV/0!	#DIV/0!		
29-Mar-07	9:19:23	6.06	14.08	0.07	0.68	NA#	NA#	NA#	NA#	Cal:6.02/14.06 O2/CO2	
29-Mar-07	9:19:33	6.06	14.08	0.09	1.40	NA#	NA#	NA#	NA#	Cal:6.02/14.06 O2/CO2	
29-Mar-07	9:19:44	6.06	14.08	0.33	0.38	NA#	NA#	NA#	NA#	Cal:6.02/14.06 O2/CO2	
Average:	**9:19:47**	**6.06**	**14.08**	**0.16**	**0.82**	**#DIV/0!**	**#DIV/0!**	**#DIV/0!**	**#DIV/0!**	**Cal:6.02/14.06 O2/CO2**	
Gas Value:	9:19:47	6.02	14.06	0	NA#	NA#	#N/A	#N/A	#N/A	6.02/14.06 O2/CO2	
Diff%ofSpan	9:19:47	0.15%	0.11%	0.16%	#N/A	#N/A	#DIV/0!	#DIV/0!	#DIV/0!		
29-Mar-07	9:24:09	0.15	0.01	28.65	28.58	NA#	NA#	NA#	NA#	Cal:27.75 CO	
29-Mar-07	9:24:19	0.15	0.01	27.71	27.69	NA#	NA#	NA#	NA#	Cal:27.75 CO	
29-Mar-07	9:24:30	0.15	0.01	27.57	27.42	NA#	NA#	NA#	NA#	Cal:27.75 CO	
29-Mar-07	9:24:39	0.15	0.01	27.47	27.41	NA#	NA#	NA#	NA#	Cal:27.75 CO	
Average:	**9:24:44**	**0.15**	**0.01**	**27.85**	**27.77**	**#DIV/0!**	**#DIV/0!**	**#DIV/0!**	**#DIV/0!**	**Cal:27.75 CO**	
Gas Value:	9:24:44	0	NA#	27.75	27.75	NA#	#N/A	#N/A	#N/A	27.75 CO	
Diff%ofSpan	9:24:44	0.60%	#N/A	0.10%	0.00%	#N/A	#DIV/0!	#DIV/0!	#DIV/0!		
29-Mar-07	9:29:29	0.13	0.00	81.16	81.21	NA#	NA#	NA#	NA#	Cal:81.8 CO	
29-Mar-07	9:29:39	0.14	0.00	80.18	81.51	NA#	NA#	NA#	NA#	Cal:81.8 CO	
29-Mar-07	9:29:50	0.13	0.00	80.27	81.50	NA#	NA#	NA#	NA#	Cal:81.8 CO	
Average:	**9:29:53**	**0.13**	**0.00**	**80.54**	**81.40**	**#DIV/0!**	**#DIV/0!**	**#DIV/0!**	**#DIV/0!**	**Cal:81.8 CO**	
Gas Value:	9:29:53	0	NA#	81.8	81.8	NA#	#N/A	#N/A	#N/A	81.8 CO	
Diff%ofSpan	9:29:53	0.54%	#N/A	-1.26%	-0.04%	#N/A	#DIV/0!	#DIV/0!	#DIV/0!		
29-Mar-07	9:32:50	0.02	0.00	28.89	29.29	NA#	NA#	NA#	NA#	Cal:27.75 CO	
29-Mar-07	9:33:01	0.02	0.00	28.15	29.30	NA#	NA#	NA#	NA#	Cal:27.75 CO	
29-Mar-07	9:33:10	0.02	0.00	28.04	29.29	NA#	NA#	NA#	NA#	Cal:27.75 CO	

AIR CONSULTING AND ENGINEERING, INC.
2106 NW 67th Place, Suite 4, Gainesville, Florida 32653

Instrumental Reference Method On-Line Data **224.43**

OMEGA CREMATORY OUTLET PEAVY FUNRAL HOME BLOUNTSTOWN, FLORIDA

	Parameter	O2	CO2	ML CO	48H CO	CO@7%O2	CO@12%CO2	NA#	NA#	Comments	Comment2
	Units	%V,d	%V,d	ppmVd	ppm	ppmVd	ppmVd	ppmVd	@15%O2		
29-Mar-07	9:33:20	0.02	0.00	28.31	29.28	NA#	NA#	NA#	NA#	Cal:27.75 CO	
Average:	**9:33:20**	**0.02**	**0.00**	**28.34**	**29.29**	**#DIV/0!**	**#DIV/0!**	**#DIV/0!**	**#DIV/0!**	**Cal:27.75 CO**	
Gas Value:	9:33:20	0	NA#	27.75	27.75	NA#	#N/A	#N/A	#N/A	27.75 CO	
Diff%ofSpan	9:33:20	0.09%	#N/A	0.59%	0.15%	#N/A	#DIV/0!	#DIV/0!	#DIV/0!		
29-Mar-07	9:37:10	0.02	-0.01	210.56	615.12	NA#	NA#	NA#	NA#	Cal:624 CO	
29-Mar-07	9:37:20	0.02	-0.01	210.62	614.33	NA#	NA#	NA#	NA#	Cal:624 CO	
29-Mar-07	9:37:30	0.02	-0.01	210.62	613.39	NA#	NA#	NA#	NA#	Cal:624 CO	
Average:	**9:37:32**	**0.02**	**-0.01**	**210.60**	**614.28**	**#DIV/0!**	**#DIV/0!**	**#DIV/0!**	**#DIV/0!**	**Cal:624 CO**	
Gas Value:	9:37:32	0	NA#	624	624	NA#	#N/A	#N/A	#N/A	624 CO	
Diff%ofSpan	9:37:32	0.09%	#N/A	-413.40%	-0.97%	#N/A	#DIV/0!	#DIV/0!	#DIV/0!		
29-Mar-07	9:46:43	-0.01	0.00	28.86	29.26	NA#	NA#	NA#	NA#	Cal:27.75 CO	BIAS
29-Mar-07	9:47:16	-0.01	0.00	28.95	28.54	NA#	NA#	NA#	NA#	Cal:27.75 CO	
29-Mar-07	9:47:17	-0.01	0.00	28.85	28.44	NA#	NA#	NA#	NA#	Cal:27.75 CO	
29-Mar-07	9:47:18	0.02	0.00	28.50	28.54	NA#	NA#	NA#	NA#	Cal:27.75 CO	
Average:	**9:47:19**	**0.00**	**0.00**	**28.79**	**28.69**	**#DIV/0!**	**#DIV/0!**	**#DIV/0!**	**#DIV/0!**	**Cal:27.75 CO**	
Gas Value:	9:47:19	0	NA#	27.75	27.75	NA#	#N/A	#N/A	#N/A	27.75 CO	
Diff%ofSpan	9:47:19	0.00%	#N/A	1.04%	0.09%	#N/A	#DIV/0!	#DIV/0!	#DIV/0!		
29-Mar-07	9:52:31	5.95	13.74	0.37	1.60	NA#	NA#	NA#	NA#	Cal:6.02/14.06 O2/CO2	
29-Mar-07	9:52:41	5.95	13.74	0.41	1.60	NA#	NA#	NA#	NA#	Cal:6.02/14.06 O2/CO2	
29-Mar-07	9:52:51	5.95	13.75	0.42	1.62	NA#	NA#	NA#	NA#	Cal:6.02/14.06 O2/CO2	
29-Mar-07	9:53:01	5.95	13.75	0.58	1.62	NA#	NA#	NA#	NA#	Cal:6.02/14.06 O2/CO2	
Average:	**9:53:09**	**5.95**	**13.74**	**0.44**	**1.61**	**#DIV/0!**	**#DIV/0!**	**#DIV/0!**	**#DIV/0!**	**Cal:6.02/14.06 O2/CO2**	
Gas Value:	9:53:09	6.02	14.06	0	NA#	NA#	#N/A	#N/A	#N/A	6.02/14.06 O2/CO2	
Diff%ofSpan	9:53:09	-0.27%	-1.58%	0.44%	#N/A	#N/A	#DIV/0!	#DIV/0!	#DIV/0!		
29-Mar-07	10:34:08	12.56	5.55	1.05	2.46	4.10	1.14	NA#	NA#	RUN 0	
29-Mar-07	10:35:08	12.88	5.38	0.94	2.12	3.66	0.95	NA#	NA#	RUN 0	
29-Mar-07	10:36:08	12.96	5.26	0.84	2.66	4.72	1.16	NA#	NA#	RUN 0	
29-Mar-07	10:37:09	13.12	5.13	0.91	2.17	3.90	0.93	NA#	NA#	RUN 0	
29-Mar-07	10:38:08	13.13	5.15	1.09	2.17	3.85	0.95	NA#	NA#	RUN 0	
29-Mar-07	10:39:09	13.06	5.18	1.10	2.31	4.10	1.00	NA#	NA#	RUN 0	
29-Mar-07	10:40:14	13.50	4.87	0.77	2.38	4.49	0.96	NA#	NA#	RUN 0	
29-Mar-07	10:41:08	13.43	4.90	1.02	2.64	4.91	1.08	NA#	NA#	RUN 0	
29-Mar-07	10:42:08	13.38	5.00	0.81	2.47	4.59	1.03	NA#	NA#	RUN 0	
29-Mar-07	10:43:31	13.27	5.06	0.77	2.84	5.17	1.20	NA#	NA#	RUN 0	
29-Mar-07	10:44:13	13.60	4.84	2.14	3.74	7.14	1.51	NA#	NA#	RUN 0	
29-Mar-07	10:45:08	13.55	4.90	3.17	4.44	8.41	1.81	NA#	NA#	RUN 0	
29-Mar-07	10:46:08	13.76	4.79	5.63	6.69	13.19	2.64	NA#	NA#	RUN 0	
29-Mar-07	10:47:29	13.99	4.70	12.49	13.52	27.21	5.29	NA#	NA#	RUN 0	
29-Mar-07	10:48:08	14.07	4.58	15.45	16.08	32.72	6.15	NA#	NA#	RUN 0	

AIR CONSULTING AND ENGINEERING, INC.
2106 NW 67th Place, Suite 4, Gainesville, Florida 32653

Instrumental Reference Method On-Line Data **224.43**

OMEGA CREMATORY OUTLET PEAVY FUNRAL HOME BLOUNTSTOWN, FLORIDA

	Parameter	O2	CO2	ML CO	48H CO	CO@7%O2	CO@12%CO2	NA#	NA#	Comments	Comment2
	Units	%V,d	%V,d	ppmVd	ppm	ppmVd	ppmVd	ppmVd	@15%O2		
29-Mar-07	10:49:08	14.11	4.57	14.66	14.38	29.51	5.47	NA#	NA#	RUN 0	
29-Mar-07	10:50:08	14.02	4.63	14.10	14.39	29.11	5.54	NA#	NA#	RUN 0	
29-Mar-07	10:51:43	14.06	4.61	14.41	14.54	29.54	5.59	NA#	NA#	RUN 0	
29-Mar-07	10:52:09	13.91	4.71	16.97	16.18	32.17	6.35	NA#	NA#	RUN 0	
29-Mar-07	10:53:09	13.78	4.87	16.33	15.69	30.70	6.35	NA#	NA#	RUN 0	
29-Mar-07	10:54:09	13.72	4.84	13.79	13.83	26.79	5.58	NA#	NA#	RUN 0	
29-Mar-07	10:55:08	13.87	4.73	15.26	14.85	29.38	5.86	NA#	NA#	RUN 0	
29-Mar-07	10:56:09	13.93	4.69	15.24	15.12	30.16	5.91	NA#	NA#	RUN 0	
29-Mar-07	10:57:08	13.99	4.65	13.25	13.60	27.35	5.27	NA#	NA#	RUN 0	
29-Mar-07	10:58:09	13.91	4.70	13.58	13.41	26.68	5.25	NA#	NA#	RUN 0	
29-Mar-07	10:59:08	13.89	4.71	12.55	12.75	25.30	5.01	NA#	NA#	RUN 0	
29-Mar-07	11:00:09	13.73	4.87	12.76	12.63	24.57	5.11	NA#	NA#	RUN 0	
29-Mar-07	11:01:08	12.75	5.55	5.83	7.01	11.99	3.27	NA#	NA#	RUN 0	
29-Mar-07	11:02:09	12.95	5.37	3.39	3.59	6.29	1.60	NA#	NA#	RUN 0	
29-Mar-07	11:03:08	13.56	4.93	15.26	14.92	28.44	6.10	NA#	NA#	RUN 0	
Average:	**11:03:48**	**13.55**	**4.92**	**8.19**	**8.85**	**17.34**	**3.53**	**#DIV/0!**	**#DIV/0!**	**RUN 0**	
Maximum	11:03:48	14.11	5.55	16.97	16.18	32.72	6.35	0.00	0.00	RUN 0	
Minimum	11:03:48	12.56	4.57	0.77	2.12	3.66	0.93	0.00	0.00	RUN 0	
Std Dev	11:03:48	0.45	0.28	6.51	5.79	11.79	2.23	#DIV/0!	#DIV/0!	RUN 0	
29-Mar-07	11:09:35	5.97	13.73	0.46	1.14	1.06	1.31	NA#	NA#	Cal:6.02/14.06 O2/CO2	
29-Mar-07	11:09:45	5.97	13.73	0.83	0.31	0.29	0.36	NA#	NA#	Cal:6.02/14.06 O2/CO2	
29-Mar-07	11:09:55	5.97	13.73	0.31	0.68	0.63	0.78	NA#	NA#	Cal:6.02/14.06 O2/CO2	
29-Mar-07	11:10:05	5.97	13.73	0.01	1.08	1.01	1.24	NA#	NA#	Cal:6.02/14.06 O2/CO2	
Average:	**11:10:09**	**5.97**	**13.73**	**0.40**	**0.80**	**0.75**	**0.92**	**#DIV/0!**	**#DIV/0!**	**Cal:6.02/14.06 O2/CO2**	
Gas Value:	11:10:09	6.02	14.06	0	NA#	NA#	#N/A	#N/A	#N/A	6.02/14.06 O2/CO2	
Diff%ofSpan	11:10:09	-0.19%	-1.64%	0.40%	#N/A	#N/A	#N/A	#DIV/0!	#DIV/0!		
29-Mar-07	11:14:08	0.03	0.11	28.27	29.04	19.34	0.27	NA#	NA#	Cal:27.75 CO	
29-Mar-07	11:14:17	0.03	0.10	28.43	28.90	19.24	0.25	NA#	NA#	Cal:27.75 CO	
29-Mar-07	11:14:27	0.03	0.10	27.40	27.91	18.59	0.23	NA#	NA#	Cal:27.75 CO	
29-Mar-07	11:14:37	0.03	0.09	28.25	27.06	18.02	0.20	NA#	NA#	Cal:27.75 CO	
Average:	**11:14:37**	**0.03**	**0.10**	**28.09**	**28.23**	**18.80**	**0.24**	**#DIV/0!**	**#DIV/0!**	**Cal:27.75 CO**	
Gas Value:	11:14:37	0	NA#	27.75	27.75	NA#	#N/A	#N/A	#N/A	27.75 CO	
Diff%ofSpan	11:14:37	0.11%	#N/A	0.34%	0.05%	#N/A	#N/A	#DIV/0!	#DIV/0!		
29-Mar-07	12:22:07	14.44	4.09	1.71	2.41	5.18	0.82	NA#	NA#	RUN 1	PT 1
29-Mar-07	12:23:07	14.47	4.08	1.70	2.23	4.85	0.75	NA#	NA#	RUN 1	PT 1
29-Mar-07	12:24:07	14.39	4.11	1.62	2.20	4.69	0.76	NA#	NA#	RUN 1	PT 1
29-Mar-07	12:25:07	14.49	4.05	1.82	2.26	4.90	0.76	NA#	NA#	RUN 1	PT 1
29-Mar-07	12:26:07	14.55	4.02	1.95	1.90	4.24	0.63	NA#	NA#	RUN 1	PT 1
29-Mar-07	12:27:07	14.59	4.00	1.74	2.02	4.50	0.68	NA#	NA#	RUN 1	PT 1
29-Mar-07	12:28:07	14.55	4.02	1.59	2.34	5.11	0.79	NA#	NA#	RUN 1	PT 1

AIR CONSULTING AND ENGINEERING, INC.
2106 NW 67th Place, Suite 4, Gainesville, Florida 32653

Instrumental Reference Method On-Line Data **224.43**

OMEGA CREMATORY OUTLET PEAVY FUNRAL HOME BLOUNTSTOWN, FLORIDA

	Parameter	O2	CO2	ML CO	48H CO	CO@7%O2	O@12%CO2	NA#	NA#	Comments	Comment2
	Units	%V,d	%V,d	ppmVd	ppm	ppmVd	ppmVd	ppmVd	@15%O2		
29-Mar-07	12:29:07	14.63	3.98	1.84	2.76	6.14	0.91	NA#	NA#	RUN 1	PT 1
29-Mar-07	12:30:07	14.66	3.97	1.49	2.26	5.11	0.74	NA#	NA#	RUN 1	PT 1
29-Mar-07	12:31:07	14.71	3.93	1.68	2.67	6.04	0.87	NA#	NA#	RUN 1	PT 1
29-Mar-07	12:32:07	14.76	3.90	1.62	2.84	6.44	0.93	NA#	NA#	RUN 1	PT 1
29-Mar-07	12:33:07	14.78	3.87	2.14	2.44	5.53	0.79	NA#	NA#	RUN 1	PT 1
29-Mar-07	12:34:07	14.76	3.87	1.93	2.78	6.31	0.90	NA#	NA#	RUN 1	PT 1
29-Mar-07	12:35:07	14.88	3.79	1.95	3.06	7.10	0.96	NA#	NA#	RUN 1	PT 1
29-Mar-07	12:36:07	14.89	3.79	1.66	2.78	6.47	0.87	NA#	NA#	RUN 1	PT 1
29-Mar-07	12:37:07	14.92	3.77	1.66	2.52	5.91	0.79	NA#	NA#	RUN 1	PT 1
29-Mar-07	12:38:07	14.99	3.73	3.68	3.77	8.88	1.19	NA#	NA#	RUN 1	PT 1
29-Mar-07	12:39:07	15.01	3.69	10.38	12.15	28.65	3.74	NA#	NA#	RUN 1	PT 1
29-Mar-07	12:40:22	15.05	3.67	2.58	3.01	7.08	0.94	NA#	NA#	RUN 1	PT 1
29-Mar-07	12:41:07	15.18	3.55	1.74	2.54	6.22	0.75	NA#	NA#	RUN 1	PT 1
29-Mar-07	12:42:13	15.22	3.57	1.55	2.76	6.78	0.82	NA#	NA#	RUN 1	PT 2
29-Mar-07	12:43:07	15.30	3.51	1.46	2.20	5.46	0.65	NA#	NA#	RUN 1	PT 2
29-Mar-07	12:44:07	15.14	3.60	0.93	2.41	5.87	0.73	NA#	NA#	RUN 1	PT 2
29-Mar-07	12:45:07	15.14	3.60	1.56	3.10	7.55	0.93	NA#	NA#	RUN 1	PT 2
29-Mar-07	12:46:07	15.17	3.60	1.33	3.00	7.32	0.90	NA#	NA#	RUN 1	PT 2
29-Mar-07	12:47:07	15.18	3.57	1.23	2.60	6.29	0.79	NA#	NA#	RUN 1	PT 2
29-Mar-07	12:48:07	15.09	3.65	1.20	2.10	5.03	0.64	NA#	NA#	RUN 1	PT 2
29-Mar-07	12:49:07	15.23	3.54	1.29	2.95	7.21	0.87	NA#	NA#	RUN 1	PT 2
29-Mar-07	12:50:07	15.16	3.60	1.28	2.37	5.77	0.70	NA#	NA#	RUN 1	PT 2
29-Mar-07	12:51:08	15.25	3.53	1.56	2.45	6.16	0.71	NA#	NA#	RUN 1	PT 2
29-Mar-07	12:52:07	15.24	3.53	1.59	2.43	6.01	0.72	NA#	NA#	RUN 1	PT 2
29-Mar-07	12:53:08	15.28	3.50	1.15	1.82	4.49	0.54	NA#	NA#	RUN 1	PT 2
29-Mar-07	12:54:10	15.34	3.47	1.19	2.01	4.98	0.59	NA#	NA#	RUN 1	PT 2
29-Mar-07	12:55:08	15.19	3.56	1.45	1.69	4.13	0.50	NA#	NA#	RUN 1	PT 2
29-Mar-07	12:56:07	15.21	3.50	1.69	2.50	6.18	0.73	NA#	NA#	RUN 1	PT 2
29-Mar-07	12:57:14	15.07	3.68	2.34	2.92	7.02	0.89	NA#	NA#	RUN 1	PT 2
29-Mar-07	12:58:07	15.18	3.56	2.13	3.13	7.64	0.93	NA#	NA#	RUN 1	PT 2
29-Mar-07	12:59:07	15.21	3.54	2.18	2.67	6.55	0.79	NA#	NA#	RUN 1	PT 2
29-Mar-07	13:00:07	15.30	3.49	1.81	2.94	7.38	0.85	NA#	NA#	RUN 1	PT 2
29-Mar-07	13:01:07	15.29	3.49	2.18	2.68	6.68	0.78	NA#	NA#	RUN 1	PT 2
29-Mar-07	13:02:07	15.14	3.57	2.89	3.75	9.05	1.12	NA#	NA#	RUN 1	PT 3
29-Mar-07	13:03:07	15.24	3.53	3.19	3.53	8.79	1.03	NA#	NA#	RUN 1	PT 3
29-Mar-07	13:04:07	15.32	3.47	2.84	3.24	8.11	0.94	NA#	NA#	RUN 1	PT 3
29-Mar-07	13:06:00	15.53	3.29	2.64	2.46	6.38	0.67	NA#	NA#	RUN 1	PT 3
29-Mar-07	13:06:07	14.85	3.76	1.95	2.62	6.03	0.82	NA#	NA#	RUN 1	PT 3
29-Mar-07	13:07:08	15.39	3.42	1.54	2.40	6.09	0.68	NA#	NA#	RUN 1	PT 3
29-Mar-07	13:08:07	15.19	3.53	1.59	2.98	7.35	0.87	NA#	NA#	RUN 1	PT 3
29-Mar-07	13:09:07	15.34	3.45	1.42	2.27	5.75	0.65	NA#	NA#	RUN 1	PT 3

AIR CONSULTING AND ENGINEERING, INC.
2106 NW 67th Place, Suite 4, Gainesville, Florida 32653

Instrumental Reference Method On-Line Data **224.43**

OMEGA CREMATORY OUTLET PEAVY FUNRAL HOME BLOUNTSTOWN, FLORIDA

	Parameter	O2	CO2	ML CO	48H CO	CO@7%O2	CO@12%CO2	NA#	NA#	Comments	Comment2
	Units	%V,d	%V,d	ppmVd	ppm	ppmVd	ppmVd	ppmVd	@15%O2		
29-Mar-07	13:10:07	15.32	3.44	1.60	1.84	4.53	0.54	NA#	NA#	RUN 1	PT 3
29-Mar-07	13:11:07	15.41	3.40	1.57	2.75	7.10	0.77	NA#	NA#	RUN 1	PT 3
29-Mar-07	13:12:07	15.42	3.40	1.56	2.45	6.29	0.69	NA#	NA#	RUN 1	PT 3
29-Mar-07	13:13:07	15.42	3.39	1.21	2.40	6.16	0.67	NA#	NA#	RUN 1	PT 3
29-Mar-07	13:14:07	15.41	3.40	1.20	1.95	4.85	0.56	NA#	NA#	RUN 1	PT 3
29-Mar-07	13:15:07	15.44	3.38	1.47	1.70	4.35	0.48	NA#	NA#	RUN 1	PT 3
29-Mar-07	13:16:07	15.40	3.39	1.55	2.30	5.83	0.66	NA#	NA#	RUN 1	PT 3
29-Mar-07	13:17:07	15.46	3.36	1.44	2.45	6.34	0.68	NA#	NA#	RUN 1	PT 3
29-Mar-07	13:18:07	15.50	3.35	1.05	2.09	5.46	0.57	NA#	NA#	RUN 1	PT 3
29-Mar-07	13:19:07	15.48	3.36	1.25	2.59	6.69	0.72	NA#	NA#	RUN 1	PT 3
29-Mar-07	13:20:07	15.45	3.37	1.15	2.49	6.40	0.70	NA#	NA#	RUN 1	PT 3
29-Mar-07	13:21:07	15.44	3.37	1.05	2.55	6.53	0.72	NA#	NA#	RUN 1	PT 3
Average:	**13:21:07**	**15.10**	**3.63**	**1.86**	**2.71**	**6.53**	**0.82**	**#DIV/0!**	**#DIV/0!**	**RUN 1**	
Maximum	13:21:07	15.53	4.11	10.38	12.15	28.65	3.74	0.00	0.00	RUN 1	
Minimum	13:21:07	14.39	3.29	0.93	1.69	4.13	0.48	0.00	0.00	RUN 1	
Std Dev	13:21:07	0.31	0.23	1.24	1.32	3.12	0.41	#DIV/0!	#DIV/0!	RUN 1	
29-Mar-07	13:26:17	6.91	12.71	0.46	0.32	0.35	0.35	NA#	NA#	Cal:6.02/14.06 O2/CO2	
29-Mar-07	13:26:28	5.98	13.76	0.76	0.01	0.01	0.01	NA#	NA#	Cal:6.02/14.06 O2/CO2	
29-Mar-07	13:26:37	5.98	13.77	0.57	-0.39	-0.37	-0.45	NA#	NA#	Cal:6.02/14.06 O2/CO2	
29-Mar-07	13:26:47	5.97	13.77	0.36	0.31	0.28	0.35	NA#	NA#	Cal:6.02/14.06 O2/CO2	
29-Mar-07	13:26:57	5.97	13.78	0.53	0.31	0.29	0.36	NA#	NA#	Cal:6.02/14.06 O2/CO2	
29-Mar-07	13:27:07	5.97	13.78	0.71	0.31	0.29	0.36	NA#	NA#	Cal:6.02/14.06 O2/CO2	
Average:	**13:27:11**	**5.97**	**13.78**	**0.53**	**0.31**	**0.29**	**0.36**	**#DIV/0!**	**#DIV/0!**	**Cal:6.02/14.06 O2/CO2**	
Gas Value:	13:27:11	6.02	14.06	0	NA#	NA#	#N/A	#N/A	#N/A	6.02/14.06 O2/CO2	
Diff%ofSpan	13:27:11	-0.18%	-1.41%	0.53%	#N/A	#N/A	#N/A	#DIV/0!	#DIV/0!		
29-Mar-07	13:31:13	0.03	0.10	27.81	27.36	18.22	0.22	NA#	NA#	Cal:27.75 CO	
29-Mar-07	13:31:23	0.03	0.09	28.39	27.38	18.24	0.21	NA#	NA#	Cal:27.75 CO	
29-Mar-07	13:31:33	0.03	0.08	28.22	27.41	18.26	0.19	NA#	NA#	Cal:27.75 CO	
29-Mar-07	13:31:43	0.03	0.08	27.99	28.20	18.78	0.18	NA#	NA#	Cal:27.75 CO	
Average:	**13:31:47**	**0.03**	**0.09**	**28.10**	**27.59**	**18.37**	**0.20**	**#DIV/0!**	**#DIV/0!**	**Cal:27.75 CO**	
Gas Value:	13:31:47	0	NA#	27.75	27.75	NA#	#N/A	#N/A	#N/A	27.75 CO	
Diff%ofSpan	13:31:47	0.12%	#N/A	0.35%	-0.02%	#N/A	#N/A	#DIV/0!	#DIV/0!		
29-Mar-07	14:20:02	12.31	6.14	3.46	1.93	3.14	0.99	NA#	NA#	RUN 2 PT2	
29-Mar-07	14:21:02	12.62	5.73	1.49	1.34	2.27	0.63	NA#	NA#	RUN 2 PT2	
29-Mar-07	14:22:02	12.84	5.47	1.52	1.11	1.93	0.50	NA#	NA#	RUN 2 PT2	
29-Mar-07	14:23:02	13.06	5.26	1.56	0.89	1.59	0.39	NA#	NA#	RUN 2 PT2	
29-Mar-07	14:24:02	13.25	5.10	1.49	1.61	2.93	0.69	NA#	NA#	RUN 2 PT2	
29-Mar-07	14:25:02	13.40	4.97	1.51	1.82	3.38	0.76	NA#	NA#	RUN 2 PT2	
29-Mar-07	14:26:02	13.54	4.87	1.44	2.36	4.47	0.96	NA#	NA#	RUN 2 PT2	
29-Mar-07	14:27:02	13.68	4.77	1.41	2.37	4.56	0.95	NA#	NA#	RUN 2 PT2	

AIR CONSULTING AND ENGINEERING, INC.
2106 NW 67th Place, Suite 4, Gainesville, Florida 32653

Instrumental Reference Method On-Line Data **224.43**

OMEGA CREMATORY OUTLET PEAVY FUNRAL HOME BLOUNTSTOWN, FLORIDA

Parameter		O2	CO2	ML CO	48H CO	CO@7%O2	O@12%CO2	NA#	NA#	Comments	Comment2
Units		%V,d	%V,d	ppmVd	ppm	ppmVd	ppmVd	ppmVd	@15%O2		
29-Mar-07	14:28:02	13.76	4.74	1.13	2.05	4.03	0.81	NA#	NA#	RUN 2 PT2	
29-Mar-07	14:29:02	13.78	4.71	1.70	1.77	3.49	0.69	NA#	NA#	RUN 2 PT2	
29-Mar-07	14:30:02	13.78	4.69	1.74	2.12	4.16	0.83	NA#	NA#	RUN 2 PT2	
29-Mar-07	14:31:02	13.91	4.61	1.47	1.96	3.92	0.75	NA#	NA#	RUN 2 PT2	
29-Mar-07	14:32:02	13.87	4.64	1.62	1.78	3.51	0.69	NA#	NA#	RUN 2 PT2	
29-Mar-07	14:33:02	13.77	4.69	1.45	2.05	3.93	0.81	NA#	NA#	RUN 2 PT2	
29-Mar-07	14:34:02	13.87	4.62	1.65	1.93	3.87	0.73	NA#	NA#	RUN 2 PT2	
29-Mar-07	14:35:02	13.90	4.59	1.56	1.85	3.71	0.71	NA#	NA#	RUN 2 PT2	
29-Mar-07	14:36:02	13.93	4.57	1.55	1.54	3.00	0.61	NA#	NA#	RUN 2 PT2	
29-Mar-07	14:37:02	13.85	4.64	1.69	1.79	3.42	0.72	NA#	NA#	RUN 2 PT2	
29-Mar-07	14:38:02	13.90	4.61	1.23	2.13	4.22	0.82	NA#	NA#	RUN 2 PT2	
29-Mar-07	14:39:02	13.92	4.59	1.47	1.91	3.70	0.75	NA#	NA#	RUN 2 PT2	
29-Mar-07	14:40:02	13.86	4.62	1.76	1.58	3.15	0.61	NA#	NA#	RUN 2 PT2	
29-Mar-07	14:41:02	14.17	4.45	1.88	2.12	4.42	0.79	NA#	NA#	RUN 2 PT2	
29-Mar-07	14:42:02	13.99	4.55	1.54	2.79	5.65	1.05	NA#	NA#	RUN 2 PT2	
29-Mar-07	14:43:03	13.99	4.56	1.73	2.09	4.27	0.79	NA#	NA#	RUN 2 PT2	
29-Mar-07	14:44:02	14.06	4.49	1.37	2.56	5.25	0.96	NA#	NA#	RUN 2 PT2	
29-Mar-07	14:45:02	14.23	4.35	1.51	2.24	4.62	0.82	NA#	NA#	RUN 2 PT2	
29-Mar-07	14:46:02	14.18	4.40	1.46	2.12	4.37	0.78	NA#	NA#	RUN 2 PT2	
29-Mar-07	14:47:02	14.20	4.40	1.66	2.91	6.05	1.07	NA#	NA#	RUN 2 PT2	
29-Mar-07	14:48:03	14.22	4.39	1.73	2.15	4.57	0.78	NA#	NA#	RUN 2 PT2	
29-Mar-07	14:49:02	13.96	4.54	1.84	2.95	5.88	1.13	NA#	NA#	RUN 2 PT2	
29-Mar-07	14:50:03	14.05	4.49	1.40	2.51	5.11	0.94	NA#	NA#	RUN 2 PT2	
29-Mar-07	14:51:02	13.98	4.54	1.82	2.61	5.27	0.99	NA#	NA#	RUN 2 PT2	
29-Mar-07	14:52:03	14.02	4.49	1.49	2.09	4.18	0.79	NA#	NA#	RUN 2 PT2	
29-Mar-07	14:53:02	13.97	4.53	1.64	2.38	4.75	0.91	NA#	NA#	RUN 2 PT2	
29-Mar-07	14:54:02	14.04	4.47	1.33	2.55	5.23	0.94	NA#	NA#	RUN 2 PT2	
29-Mar-07	14:55:02	14.06	4.45	1.51	2.60	5.31	0.96	NA#	NA#	RUN 2 PT2	
29-Mar-07	14:56:02	14.22	4.32	1.87	2.96	6.16	1.07	NA#	NA#	RUN 2 PT2	
29-Mar-07	14:57:02	14.35	4.23	1.76	1.86	3.98	0.65	NA#	NA#	RUN 2 PT2	
29-Mar-07	14:58:02	14.45	4.15	2.12	2.30	5.09	0.78	NA#	NA#	RUN 2 PT2	
29-Mar-07	14:59:02	14.48	4.12	2.06	2.50	5.41	0.86	NA#	NA#	RUN 2 PT2	
29-Mar-07	15:00:02	14.55	4.08	1.99	2.39	5.22	0.82	NA#	NA#	RUN 2 PT2	
29-Mar-07	15:01:02	14.67	3.99	1.98	2.16	4.78	0.73	NA#	NA#	RUN 2 PT2	
29-Mar-07	15:02:02	14.68	3.97	1.60	1.88	4.29	0.61	NA#	NA#	RUN 2 PT2	
29-Mar-07	15:03:02	14.72	3.96	1.50	1.75	4.00	0.57	NA#	NA#	RUN 2 PT2	
29-Mar-07	15:04:02	14.84	3.88	1.52	2.17	5.04	0.70	NA#	NA#	RUN 2 PT2	
29-Mar-07	15:05:18	14.72	3.96	1.74	1.98	4.42	0.66	NA#	NA#	RUN 2 PT2	
29-Mar-07	15:06:02	14.87	3.84	1.54	2.10	4.88	0.67	NA#	NA#	RUN 2 PT2	
29-Mar-07	15:07:02	14.75	3.89	1.36	2.21	5.05	0.71	NA#	NA#	RUN 2 PT2	
29-Mar-07	15:08:02	14.95	3.78	1.63	2.23	5.17	0.71	NA#	NA#	RUN 2 PT2	

AIR CONSULTING AND ENGINEERING, INC.
2106 NW 67th Place, Suite 4, Gainesville, Florida 32653

Instrumental Reference Method On-Line Data **224.43**

OMEGA CREMATORY OUTLET PEAVY FUNRAL HOME BLOUNTSTOWN, FLORIDA

	Parameter	O2	CO2	ML CO	48H CO	CO@7%O2	:O@12%CO2	NA#	NA#	Comments	Comment2
	Units	%V,d	%V,d	ppmVd	ppm	ppmVd	ppmVd	ppmVd	@15%O2		
29-Mar-07	15:09:02	15.26	3.61	1.55	1.87	4.61	0.57	NA#	NA#	RUN 2 PT2	
29-Mar-07	15:10:02	15.24	3.56	1.27	2.48	6.12	0.73	NA#	NA#	RUN 2 PT2	
29-Mar-07	15:11:02	15.27	3.54	1.56	2.57	6.40	0.76	NA#	NA#	RUN 2 PT2	
29-Mar-07	15:12:02	15.40	3.45	1.28	2.12	5.48	0.60	NA#	NA#	RUN 2 PT2	
29-Mar-07	15:13:02	15.45	3.40	1.41	2.60	6.68	0.74	NA#	NA#	RUN 2 PT2	
29-Mar-07	15:14:02	15.50	3.37	1.37	2.28	5.89	0.64	NA#	NA#	RUN 2 PT2	
29-Mar-07	15:15:02	15.55	3.33	1.38	2.44	6.42	0.67	NA#	NA#	RUN 2 PT2	
29-Mar-07	15:16:02	15.57	3.31	1.35	2.34	6.26	0.64	NA#	NA#	RUN 2 PT2	
29-Mar-07	15:17:02	15.56	3.31	1.45	2.14	5.60	0.60	NA#	NA#	RUN 2 PT2	
29-Mar-07	15:18:02	15.60	3.29	1.38	2.56	6.76	0.70	NA#	NA#	RUN 2 PT2	
29-Mar-07	15:19:02	15.60	3.28	1.18	2.69	6.99	0.75	NA#	NA#	RUN 2 PT2	
29-Mar-07	15:20:02	15.65	3.25	1.44	2.39	6.41	0.64	NA#	NA#	RUN 2 PT2	
Average:	**15:20:02**	**14.29**	**4.30**	**1.59**	**2.16**	**4.66**	**0.76**	**#DIV/0!**	**#DIV/0!**	**RUN 2 PT2**	
Maximum	15:20:02	15.65	6.14	3.46	2.96	6.99	1.13	0.00	0.00	RUN 2 PT2	
Minimum	15:20:02	12.31	3.25	1.13	0.89	1.59	0.39	0.00	0.00	RUN 2 PT2	
Std Dev	15:20:02	0.77	0.62	0.32	0.41	1.20	0.15	#DIV/0!	#DIV/0!	RUN 2 PT2	
29-Mar-07	15:25:01	6.89	12.67	0.31	1.71	1.97	1.73	NA#	NA#	Cal:6.02/14.06 O2/CO2	
29-Mar-07	15:25:11	5.97	13.70	0.19	1.61	1.50	1.84	NA#	NA#	Cal:6.02/14.06 O2/CO2	
29-Mar-07	15:25:21	5.97	13.71	0.11	1.12	1.04	1.28	NA#	NA#	Cal:6.02/14.06 O2/CO2	
29-Mar-07	15:25:31	5.97	13.71	0.25	0.84	0.79	0.97	NA#	NA#	Cal:6.02/14.06 O2/CO2	
29-Mar-07	15:25:41	5.97	13.72	0.28	1.08	1.01	1.24	NA#	NA#	Cal:6.02/14.06 O2/CO2	
Average:	**15:25:44**	**5.97**	**13.71**	**0.21**	**1.16**	**1.08**	**1.33**	**#DIV/0!**	**#DIV/0!**	**Cal:6.02/14.06 O2/CO2**	
Gas Value:	15:25:44	6.02	14.06	0	NA#	NA#	#N/A	#N/A	#N/A	6.02/14.06 O2/CO2	
Diff%ofSpan	15:25:44	-0.19%	-1.75%	0.21%	#N/A	#N/A	#N/A	#DIV/0!	#DIV/0!		
29-Mar-07	15:30:46	0.03	0.10	28.76	27.54	18.34	0.22	NA#	NA#	Cal:27.75 CO	
29-Mar-07	15:30:57	0.03	0.09	28.32	26.73	17.80	0.21	NA#	NA#	Cal:27.75 CO	
29-Mar-07	15:31:06	0.03	0.09	28.57	27.55	18.35	0.20	NA#	NA#	Cal:27.75 CO	
29-Mar-07	15:31:16	0.03	0.08	28.06	27.54	18.35	0.19	NA#	NA#	Cal:27.75 CO	
29-Mar-07	15:31:26	0.03	0.08	28.63	27.55	18.35	0.18	NA#	NA#	Cal:27.75 CO	
29-Mar-07	15:31:36	0.03	0.07	28.00	27.51	18.32	0.17	NA#	NA#	Cal:27.75 CO	
Average:	**15:31:37**	**0.03**	**0.08**	**28.32**	**27.54**	**18.34**	**0.18**	**#DIV/0!**	**#DIV/0!**	**Cal:27.75 CO**	
Gas Value:	15:31:37	0	NA#	27.75	27.75	NA#	#N/A	#N/A	#N/A	27.75 CO	
Diff%ofSpan	15:31:37	0.12%	#N/A	0.57%	-0.02%	#N/A	#N/A	#DIV/0!	#DIV/0!		
29-Mar-07	16:01:03	12.09	6.10	4.42	1.81	2.87	0.92	NA#	NA#	RUN 3 PT 2	
29-Mar-07	16:02:04	12.23	5.88	1.59	1.55	2.49	0.76	NA#	NA#	RUN 3 PT 2	
29-Mar-07	16:03:03	12.35	5.76	1.56	1.84	2.99	0.88	NA#	NA#	RUN 3 PT 2	
29-Mar-07	16:04:03	12.60	5.59	1.14	2.10	3.51	0.97	NA#	NA#	RUN 3 PT 2	
29-Mar-07	16:05:04	12.74	5.51	1.30	0.59	1.00	0.27	NA#	NA#	RUN 3 PT 2	
29-Mar-07	16:06:04	12.63	5.57	1.45	0.81	1.35	0.37	NA#	NA#	RUN 3 PT 2	
29-Mar-07	16:07:03	11.69	6.09	0.96	0.51	0.86	0.24	NA#	NA#	RUN 3 PT 2	

AIR CONSULTING AND ENGINEERING, INC.
2106 NW 67th Place, Suite 4, Gainesville, Florida 32653

Instrumental Reference Method On-Line Data **224.43**

OMEGA CREMATORY OUTLET PEAVY FUNRAL HOME BLOUNTSTOWN, FLORIDA

	Parameter	O2	CO2	ML CO	48H CO	CO@7%O2	O@12%CO2	NA#	NA#	Comments	Comment2
	Units	%V,d	%V,d	ppmVd	ppm	ppmVd	ppmVd	ppmVd	@15%O2		
29-Mar-07	16:08:03	11.48	6.20	1.50	0.78	1.20	0.39	NA#	NA#	RUN 3 PT 2	
29-Mar-07	16:09:04	11.52	6.18	0.93	1.08	1.60	0.56	NA#	NA#	RUN 3 PT 2	
29-Mar-07	16:10:03	11.80	5.99	1.06	1.75	2.67	0.88	NA#	NA#	RUN 3 PT 2	
29-Mar-07	16:11:03	12.00	5.82	1.39	1.59	2.49	0.77	NA#	NA#	RUN 3 PT 2	
29-Mar-07	16:12:03	12.17	5.81	1.14	1.94	3.09	0.94	NA#	NA#	RUN 3 PT 2	
29-Mar-07	16:13:03	12.29	5.74	0.90	2.39	3.85	1.14	NA#	NA#	RUN 3 PT 2	
29-Mar-07	16:14:03	12.51	5.56	1.11	2.19	3.61	1.02	NA#	NA#	RUN 3 PT 2	
29-Mar-07	16:15:03	12.69	5.49	1.31	1.76	2.99	0.81	NA#	NA#	RUN 3 PT 2	
29-Mar-07	16:16:03	12.73	5.50	0.99	1.74	2.96	0.80	NA#	NA#	RUN 3 PT 2	
29-Mar-07	16:17:03	12.82	5.41	1.23	1.71	2.94	0.77	NA#	NA#	RUN 3 PT 2	
29-Mar-07	16:18:03	13.24	5.13	1.17	1.52	2.79	0.64	NA#	NA#	RUN 3 PT 2	
29-Mar-07	16:19:03	13.62	4.91	1.19	1.90	3.63	0.78	NA#	NA#	RUN 3 PT 2	
29-Mar-07	16:20:03	13.43	4.98	0.99	2.46	4.57	1.03	NA#	NA#	RUN 3 PT 2	
29-Mar-07	16:21:03	13.33	4.94	1.26	2.52	4.62	1.04	NA#	NA#	RUN 3 PT 2	
29-Mar-07	16:24:22	13.44	4.89	1.34	1.61	3.00	0.66	NA#	NA#	RUN 3 PT 2	
29-Mar-07	16:24:24	13.44	4.89	1.68	1.62	3.02	0.66	NA#	NA#	RUN 3 PT 2	
29-Mar-07	16:24:25	13.75	5.03	1.71	1.47	2.87	0.62	NA#	NA#	RUN 3 PT 2	
29-Mar-07	16:25:03	13.80	5.01	1.54	1.54	3.02	0.64	NA#	NA#	RUN 3 PT 2	
29-Mar-07	16:26:03	13.89	4.76	1.37	2.52	5.00	1.00	NA#	NA#	RUN 3 PT 2	
29-Mar-07	16:27:03	13.93	4.62	1.53	2.05	4.08	0.79	NA#	NA#	RUN 3 PT 2	
29-Mar-07	16:28:03	13.92	4.65	1.32	1.52	3.02	0.59	NA#	NA#	RUN 3 PT 2	
29-Mar-07	16:29:03	13.58	4.85	1.32	1.70	3.23	0.69	NA#	NA#	RUN 3 PT 2	
29-Mar-07	16:30:03	13.63	4.81	1.46	1.51	2.88	0.60	NA#	NA#	RUN 3 PT 2	
29-Mar-07	16:31:03	13.75	4.72	1.50	1.67	3.25	0.66	NA#	NA#	RUN 3 PT 2	
29-Mar-07	16:32:03	13.75	4.73	1.37	1.90	3.69	0.75	NA#	NA#	RUN 3 PT 2	
29-Mar-07	16:33:03	13.76	4.71	1.18	2.00	3.89	0.78	NA#	NA#	RUN 3 PT 2	
29-Mar-07	16:34:03	13.77	4.70	1.36	1.57	3.06	0.61	NA#	NA#	RUN 3 PT 2	
29-Mar-07	16:35:04	13.62	4.81	1.38	1.84	3.52	0.74	NA#	NA#	RUN 3 PT 2	
29-Mar-07	16:36:03	13.47	4.92	1.20	2.16	4.05	0.89	NA#	NA#	RUN 3 PT 2	
29-Mar-07	16:37:03	13.41	4.95	1.39	1.77	3.28	0.73	NA#	NA#	RUN 3 PT 2	
29-Mar-07	16:38:03	13.51	4.87	1.13	1.89	3.55	0.77	NA#	NA#	RUN 3 PT 2	
29-Mar-07	16:39:04	13.60	4.80	1.07	0.88	1.67	0.35	NA#	NA#	RUN 3 PT 2	
29-Mar-07	16:40:03	13.78	4.66	0.98	1.23	2.41	0.48	NA#	NA#	RUN 3 PT 2	
29-Mar-07	16:41:03	14.22	4.36	1.25	1.59	3.32	0.58	NA#	NA#	RUN 3 PT 2	
29-Mar-07	16:42:03	14.43	4.24	1.34	2.14	4.59	0.76	NA#	NA#	RUN 3 PT 2	
29-Mar-07	16:43:03	14.43	4.26	1.06	2.52	5.43	0.89	NA#	NA#	RUN 3 PT 2	
29-Mar-07	16:44:03	13.94	4.61	1.07	1.70	3.40	0.65	NA#	NA#	RUN 3 PT 2	
29-Mar-07	16:45:03	14.03	4.51	1.11	1.78	3.62	0.67	NA#	NA#	RUN 3 PT 2	
29-Mar-07	16:46:03	14.25	4.34	1.55	1.76	3.69	0.63	NA#	NA#	RUN 3 PT 2	
29-Mar-07	16:47:04	14.88	3.94	1.23	2.26	5.18	0.74	NA#	NA#	RUN 3 PT 2	
29-Mar-07	16:48:06	14.66	4.07	1.31	2.13	4.75	0.72	NA#	NA#	RUN 3 PT 2	

AIR CONSULTING AND ENGINEERING, INC.
2106 NW 67th Place, Suite 4, Gainesville, Florida 32653

Instrumental Reference Method On-Line Data **224.43**

OMEGA CREMATORY OUTLET PEAVY FUNRAL HOME BLOUNTSTOWN, FLORIDA

	Parameter	O2	CO2	ML CO	48H CO	CO@7%O2	O@12%CO2	NA#	NA#	Comments	Comment2
	Units	%V,d	%V,d	ppmVd	ppm	ppmVd	ppmVd	ppmVd	@15%O2		
29-Mar-07	16:49:03	14.72	4.01	1.28	2.32	5.22	0.77	NA#	NA#	RUN 3 PT 2	
29-Mar-07	16:50:04	14.87	3.89	0.96	2.39	5.51	0.78	NA#	NA#	RUN 3 PT 2	
29-Mar-07	16:51:04	14.92	3.85	1.46	1.58	3.66	0.51	NA#	NA#	RUN 3 PT 2	
29-Mar-07	16:52:03	14.96	3.82	1.19	2.48	5.80	0.79	NA#	NA#	RUN 3 PT 2	
29-Mar-07	16:53:03	14.98	3.81	1.08	2.37	5.60	0.75	NA#	NA#	RUN 3 PT 2	
29-Mar-07	16:54:04	15.01	3.76	0.98	2.28	5.43	0.71	NA#	NA#	RUN 3 PT 2	
29-Mar-07	16:55:03	15.15	3.68	1.26	2.24	5.41	0.69	NA#	NA#	RUN 3 PT 2	
29-Mar-07	16:56:03	15.20	3.66	0.96	1.95	4.79	0.59	NA#	NA#	RUN 3 PT 2	
29-Mar-07	16:57:03	15.21	3.65	1.24	1.98	4.81	0.61	NA#	NA#	RUN 3 PT 2	
29-Mar-07	16:58:03	15.24	3.62	1.11	2.80	6.90	0.84	NA#	NA#	RUN 3 PT 2	
29-Mar-07	16:59:03	15.13	3.67	0.81	2.43	5.93	0.74	NA#	NA#	RUN 3 PT 2	
29-Mar-07	17:00:03	15.11	3.64	1.12	2.27	5.45	0.69	NA#	NA#	RUN 3 PT 2	
Average:	**17:00:03**	**13.62**	**4.82**	**1.30**	**1.83**	**3.65**	**0.72**	**#DIV/0!**	**#DIV/0!**	**RUN 3 PT 2**	
Maximum	17:00:03	15.24	6.20	4.42	2.80	6.90	1.14	0.00	0.00	RUN 3 PT 2	
Minimum	17:00:03	11.48	3.62	0.81	0.51	0.86	0.24	0.00	0.00	RUN 3 PT 2	
Std Dev	17:00:03	1.05	0.75	0.46	0.49	1.31	0.18	#DIV/0!	#DIV/0!	RUN 3 PT 2	
29-Mar-07	17:06:13	6.89	12.65	0.15	0.46	0.67	0.38	NA#	NA#	Cal:6.02/14.06 O2/CO2	
29-Mar-07	17:06:24	5.96	13.67	0.39	-0.90	-0.84	-1.03	NA#	NA#	Cal:6.02/14.06 O2/CO2	
29-Mar-07	17:06:33	5.96	13.67	0.04	-1.15	-1.07	-1.31	NA#	NA#	Cal:6.02/14.06 O2/CO2	
29-Mar-07	17:06:43	5.96	13.67	0.21	-0.24	-0.22	-0.27	NA#	NA#	Cal:6.02/14.06 O2/CO2	
29-Mar-07	17:06:53	5.96	13.68	-0.14	0.32	0.30	0.37	NA#	NA#	Cal:6.02/14.06 O2/CO2	
29-Mar-07	17:07:03	5.96	13.68	0.12	0.30	0.28	0.35	NA#	NA#	Cal:6.02/14.06 O2/CO2	
29-Mar-07	17:07:13	5.96	13.68	0.05	0.29	0.27	0.34	NA#	NA#	Cal:6.02/14.06 O2/CO2	
Average:	**17:07:15**	**5.96**	**13.68**	**0.01**	**0.31**	**0.29**	**0.35**	**#DIV/0!**	**#DIV/0!**	**Cal:6.02/14.06 O2/CO2**	
Gas Value:	17:07:15	6.02	14.06	0	NA#	NA#	#N/A	#N/A	#N/A	6.02/14.06 O2/CO2	
Diff%ofSpan	17:07:15	-0.24%	-1.92%	0.01%	#N/A	#N/A	#N/A	#DIV/0!	#DIV/0!		
29-Mar-07	17:11:07	0.04	0.10	28.59	27.42	18.27	0.23	NA#	NA#	Cal:27.75 CO	
29-Mar-07	17:11:17	0.03	0.09	28.15	28.34	18.88	0.22	NA#	NA#	Cal:27.75 CO	
29-Mar-07	17:11:28	0.03	0.09	28.82	27.38	18.24	0.20	NA#	NA#	Cal:27.75 CO	
Average:	**17:11:31**	**0.03**	**0.09**	**28.52**	**27.72**	**18.46**	**0.21**	**#DIV/0!**	**#DIV/0!**	**Cal:27.75 CO**	
Gas Value:	17:11:31	0	NA#	27.75	27.75	NA#	#N/A	#N/A	#N/A	27.75 CO	
Diff%ofSpan	17:11:31	0.14%	#N/A	0.77%	0.00%	#N/A	#N/A	#DIV/0!	#DIV/0!		

APPENDIX E

QUALITY ASSURANCE

DRY GAS METER CALIBRATION STANDARD

Air Consulting and Engineering, Inc. (ACE) uses a Precision Scientific model 63123 wet test meter (Serial Number PS 001105) as its dry gas meter calibration standard. The wet test meter has a one cubic foot per revolution capacity and is verified by water displacement annually. The latest verification occurred September 22, 2006

AIR CONSULTING AND ENGINEERING,INC. *WET TEST METER ANNUAL CALIBRATION*

DATE 9-22-06 CALIBRATED BY C. RESHARD WET TEST METER SERIAL NUMBER PSC01105

RANGE OF WET TEST METER FLOW RATE 0-120 (l/min) VOLUME OF TEST FLASK 28.32 (V_s) SATISFACTORY LEAK CHECK?

Ambient Temperature of Equilliberate Liquid In Wet Test Meter and Reservoir 60 (Deg. F)

TEST NUMBER	FINAL VOLUME (V_f), (l)	INITIAL VOLUME (V_i), (l)	TOTAL VOLUME (V_m), b (l)	FLASK VOLUME (V_s), (l)	PERCENT ERROR, c %
1	28.29	0.0	28.29	28.32	-0.11
2	28.30	0.0	28.30	28.32	-0.07
3	28.29	0.0	28.29	28.32	-0.11

CALCULATIONS:

b $V_m = V_f - V_i$.

c % Error = 100 $(V_m - V_s) / V_s$ = -0.09 (+/- 1%)

ACE AIR CONSULTING & ENGINEERING, INC.

WET TEST METER CALIBRATION

TEST #	FINAL V (VF) (L)	INIT V (VI) (L)	TOTAL V (VM) (L)	FLASK V (VS) (L)	% ERROR (+or - 1%)
1	28.29	0	28.29	28.32	-0.11
2	28.30	0	28.30	28.32	-0.07
3	28.29	0	28.29	28.32	-0.11
AVG.	28.29	0	28.29	28.32	-0.09

CALCULATIONS:

VM = VF - VI
% ERROR = 100 (VM - VS) / VS (+ OR - 1 %)

VF- VOLUME FINAL
VI - VOLUME INITIAL
VM - VOLUME METER
VS - VOLUME FLASK

% ERROR RANGE = 28.03 - 28.60

AIR CONSULTING AND ENGINEERING,INC.

ANNUAL METER CALIBRATION

DATE 1-18-07 CALIBRATED BY C. RESHARD LEAK CHECK 0.00 CFM at 15 ("Hg) _____

METER BOX NUMBER 1 BAROMETRIC PRESSURE (" Hg) 30.08

DRY GAS METER TEMPERATURE (F) 67 ASTM GLASS THERMOMETER TEMPERATURE (F) 67

HS	AVERAGE HD	GAS VOLUME, WET TEST METER			GAS VOLUME. DRY GAS METER			TEMP. WET METER (F)	TEMP. DRY METER (F)	TIME (MIIN)	TIMER (MIN)
		INITIAL	FINAL	ACTUAL (FT3)	INITIAL	FINAL	ACTUAL (FT3)				
-0.44	2.0	1,974	7.639	5.665	434.052	439.702	5.650	61	67	7	7
-0.25	0.5	8.497	13.901	5.404	440.573	445.956	5.383	61	68	13	13
-0.56	3.0	14.864	20.806	5.942	446.922	452.888	5.966	61	69	6	6
-0.30	1.0	21.406	26.642	5.236	453.502	458.752	5.250	61	70	9	9
-0.70	4.0	27.724	33.396	5.672	459.838	465.561	5.723	60	71	5	5
-0.33	1.5	34.136	39.742	5.606	466.303	471.957	5.654	60	72	8	8

RESULTS

	DELTA H@	SCFM	Y
	1.6576	0.8245	1.0093
	1.5676	0.4235	1.0161
	1.6541	1.0090	1.0039
	1.5947	0.5927	1.0121
	1.6681	1.1580	1.0023
	1.6362	0.7153	1.0107
MEAN:	1.6297		1.0091

ACCEPTABLE? (YES) / NO (CIRCLE) INITIALS SZ/ DATE 1-18-07

ACEL AIR CONSULTING & ENGINEERING, INC.

AIR CONSULTING AND ENGINEERING,INC.

POST TEST CALIBRATION

DATE 4-6-07 CALIBRATED BY C. Reshard

PLANT Peavey Funeral Home SOURCE Incin. Outlet

METER BOX NUMBER 1

PYROMETER NUMBER 1 THERMOCOUPLE NUMBER 43

LEAK CHECK 0.00 CFM at 15 ("Hg)

THERMOCOUPLE TEMP. _____ (F) / ASTM GLASS THERMOMETER _____ (F)

ACE Pb 30.06 ("Hg) / FLIGHT SVCS. Pb 30.06 ("Hg)

METER TEMP. 62 (F) / ASTM GLASS THERMOMETER 62 (F)

ΔHS	AVERAGE ΔHD	GAS VOLUME, WET TEST METER			GAS VOLUME, DRY GAS METER			TEMP. WET METER (F)	TEMP. DRY METER (F)	TIME (MIIN)	MAX. VACUUM ("Hg)
		INITIAL	FINAL	ACTUAL (FT3)	INITIAL	FINAL	ACTUAL (FT3)				
-0.23	0.75	0.512	5.983	5.471	293.722	299.244	5.522	56	63	11	4
-0.23	0.75	5.983	11.427	5.444	299.244	304.764	5.520	56	66	11	4
-0.23	0.75	11.427	16.846	5.419	304.764	310,292	5.528	56	67	11	4

RESULTS

	DELTA H@	SCFM	Y
	1.6277	0.5113	1.0024
	1.6345	0.5088	1.0035
	1.6465	0.5065	0.9993
MEAN:	1.6363		1.0017

PRE TEST "Y" 1.0091

ACCEPTABLE? (YES) / NO (CIRCLE) INITIALS D.F DATE 4/6/07

ACE AIR CONSULTING & ENGINEERING, INC.

AIR CONSULTING AND ENGINEERING, INC.

PITOT TUBE CALIBRATION

DATE CALIBRATED 01-Nov-06 CALIBRATED BY Rick Hyre PITOT TUBE NUMBER 43

IS PITOT TUBE ASSEMBLY LEVEL YES / NO (circle)

ARE PITOT TUBE OPENING DAMAGED YES / NO (circle)

α_1 = 1.00 ° (<10°), α_2 = 1.50 ° (<10°), β_1 = 0.75 ° (<5°), β_2 = 0.50 ° (<5°)

γ = 0.75 ° υ = 1.00 ° A = 1.036 in. = (Pa + Pb)

Z = A sin γ = 0.014 in.; <0.125 in.

W = A sin υ = 0.018 in.; <0.031 in.

Pa 0.518 in. Pb 0.518 in. Dt 0.375 IN.

Was calibration required? YES / NO (circle)

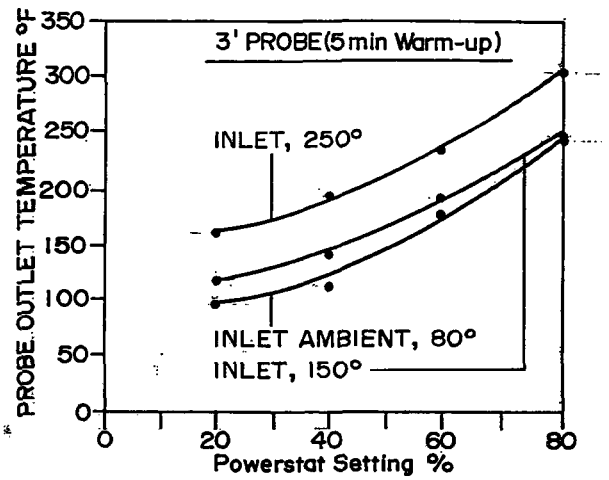

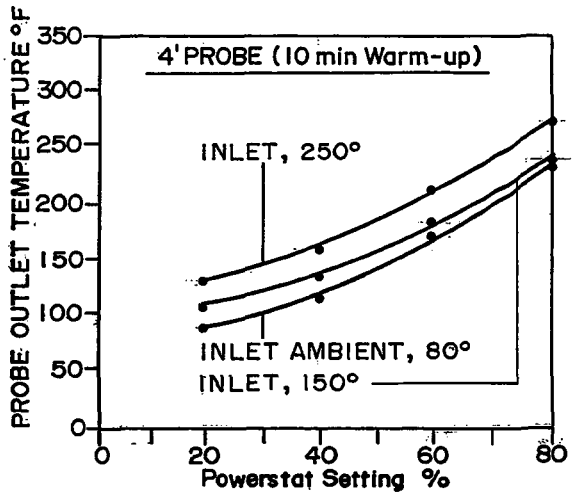

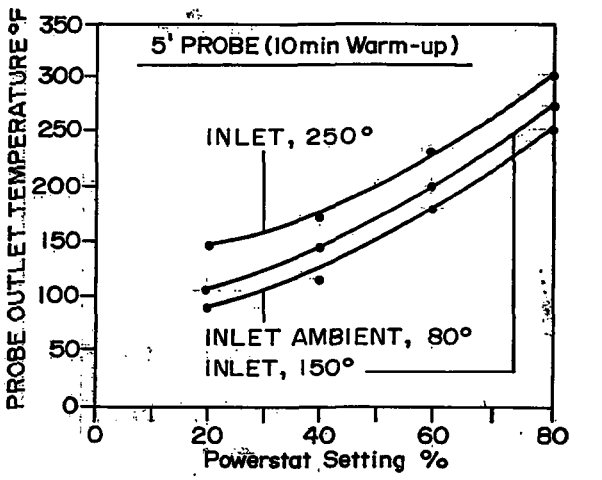

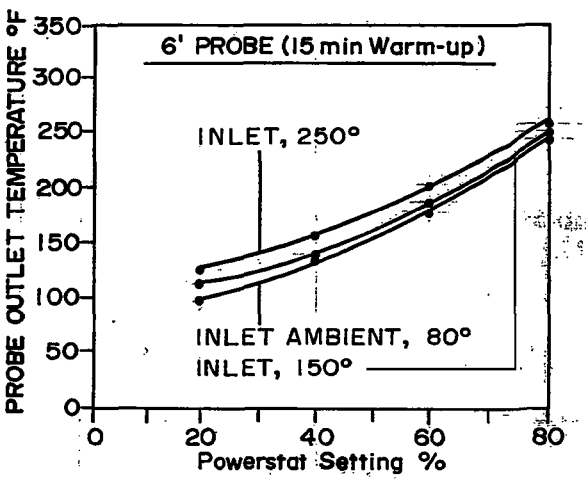

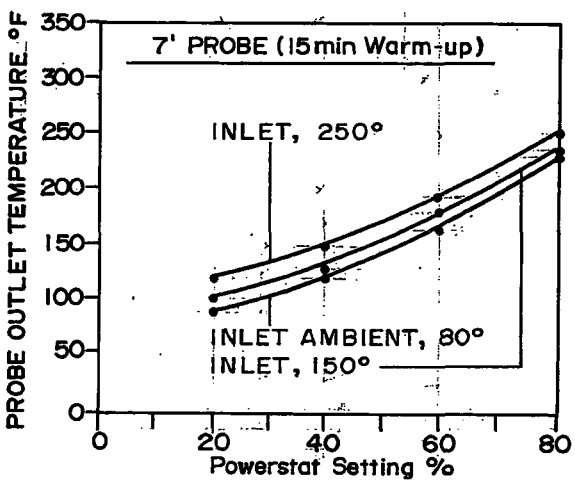

NOTE: Flow rate held constant at 0.75; 50% change in flow rate has little effect on probe temperature.

PROBE GRAPH

AIR CONSULTING and ENGINEERING

ACE AIR CONSULTING & ENGINEERING, INC.
2106 NW 67TH PLACE SUITE 4
GAINESVILLE, FLORIDA 32653
(352) 335-1889 - OFFICE / (352) 335-1891 - FAX

SAMPLE RECOVERY AND CHAIN OF CUSTODY

PLANT Peavey Funeral Home
SOURCE Omega Incinerator
TEST DATE(S) 3-29-07

TYPE OF SAMPLE PM -
SAMPLE RECOVERED BY SB/SL
PARTICULATE ANALYSIS BY CR

SAMPLE RECOVERY

RUN NUMBER	CONTAINER NUMBER	LIQUID LEVEL MARKED	COLOR	COMMENTS
1	3077	N/A	Lt. Brown	
2	3079	↓	↓	
3	3078	↓	↓	
1	A-8	135 ml/s	CLEAR	
2	A-9	155 ml/s	↓	
3	A-10	120 ml/s	↓	
ACETONE/ WATER BLANK	A-7	200 ml/s	Clear	
FILTER BLANK	3193	N/A	White	

SILICA GEL: RUN NO.	CONT. NO.	FINAL WT. (g)	INIT. WT. (g)	NET WT. (g)	COLOR
1	401	204.7	200.0	4.7	Blue/Pink
2	538	204.3	200.0	4.3	↓
3	460	204.2	200.0	4.2	↓
			200.0		
			200.0		
			200.0		
			200.0		
			200.0		

AIR CONSULTING AND ENGINEERING, INC.
2106 NW 67th Place, Suite 4, Gainesville, Florida 32653

REFERENCE METHOD INITIAL LINEARITY TEST RECORD
OMEGA CREMATORY OUTLET
PEAVY FUNRAL HOME
BLOUNTSTOWN, FLORIDA
MARCH 29, 2007

CALIBRATION ERROR

RM METHOD: 10
GAS I.D. CO
CEM: TE 48H
RANGE: 624 PPM

GAS VALUE	RESPONSE	DIFF.	% RANGE
624	614.28	-9.718	-1.557
81.8	81.40	-0.396	-0.064
27.75	29.29	1.537	0.246
0.00	0.75	0.749	0.120

RM METHOD: 3A
GAS I.D. O2
CEM: SVMX 1440
RANGE: 20.9 %

GAS VALUE	RESPONSE	DIFF.	% RANGE
20.9	20.87	-0.027	-0.131
13.94	13.94	0.005	0.022
6.03	6.06	0.029	0.139
0	0.02	0.022	0.108

RM METHOD: 3A
GAS I.D. CO2
CEM: SVMX 1440
RANGE: 14.06 %

GAS VALUE	RESPONSE	DIFF.	% RANGE
14.06	14.08	0.02	0.15
5.92	6.00	0.08	0.55
0	0.02	0.02	0.16

AIR CONSULTING AND ENGINEERING, INC.
2106 NW 67th Place, Suite 4, Gainesville, Florida 32653

ANALYZER DRIFT CALCULATIONS
OMEGA CREMATORY OUTLET
PEAVY FUNRAL HOME
BLOUNTSTOWN, FLORIDA
MARCH 29, 2007

Run Number	Parameter	Span	Cal. Gas Value	Initial Span Values		Final Span Values		% Drift over Run	
				Bias	Zero	Bias	Zero	Bias	Zero
1	O2	20.9	6.02	5.97	0.03	5.97	0.03	0.01	0.01
	CO2	14.02	14.02	13.73	0.10	13.78	0.09	0.33	-0.09
	CO	81.8	27.750	28.23	0.80	27.59	0.31	-0.78	-0.60
2	O2	20.9	6.02	5.97	0.03	5.97	0.03	-0.01	-0.01
	CO2	14.02	14.02	13.78	0.09	13.71	0.08	-0.48	-0.05
	CO	81.8	27.750	27.59	0.31	27.54	1.16	-0.06	1.04
3	O2	20.9	6.02	5.97	0.03	5.96	0.03	-0.05	0.03
	CO2	14.02	14.02	13.71	0.08	13.68	0.09	-0.25	0.09
	CO	81.8	27.750	27.54	1.16	27.72	0.31	0.21	-1.05

Airgas

Certificate of Analysis: EPA Protocol Gas Mixture

Airgas Specialty Gases
1075 Cinclare Drive
Port Allen, LA 70767
225.388.0900 Fax: 225.388.0959
www.airgas.com

Cylinder Number: CC47123 Reference Number: 83-124061139-1
Cylinder Pressure: 2000.6 PSIG Expiration Date: 4/3/2009
Certification Date: 4/3/2006 Laboratory: ASG - Port Allen - LA

Certified Concentrations

Component	Concentration	Accuracy	Analytical Principle	Procedure
CARBON MONOXIDE	27.75 PPM	+/- 1%	NonDispersive Infrared	G1
NITROGEN	Balance			

Certification performed in accordance with "EPA Traceability Protocol (Sept. 1997)" using the assay procedures listed. Analytical Methodology does not require correction for analytical interferences.

Notes:

Do not use cylinder below 150 psig.

Approval Signature _____

Reference Standard Information

Type	Balance Gas	Component	Cyl.Number	Concentration
NTRM 82635	NITROGEN	CARBON MONOXIDE	XC018674B	24.33 PPM

Analytical Results

1st Component CARBON MONOXIDE

1st Analysis Date: 03/27/2006

R 24.5	S 28.0	Z 0.3	Conc 27.77 PPM
S 28.1	Z 0.3	R 24.6	Conc 27.87 PPM
Z 0.3	R 24.6	S 28.0	Conc 27.77 PPM
			AVG: 27.80 PPM

2nd Analysis Date: 04/03/2006

R 24.2	S 27.5	Z 0.1	Conc 27.73 PPM
S 27.4	Z 0.0	R 24.1	Conc 27.63 PPM
Z 0.1	R 24.1	S 27.5	Conc 27.73 PPM
			AVG: 27.69 PPM

Airgas

Airgas South
1620 Tampa East Blvd:
Tampa FL 33619
(813) 626-2905 Fax (813) 620-0150
www.airgas.com

Certificate of Analysis

Date of Analysis:	12/7/2005	Reference Number:	21-110922233-3
Customer Name:		Part Number:	X02NI99C15A2619
Grade of Product:	CERTIFIED STANDARD-SPEC		

Cylinder Number	Component	Requested Concentration	Actual Concentration
CC140062	CARBON MONOXIDE	90 PPM	81.8 PPM
	NITROGEN	Balance	Balance

Notes:

Relative Uncertainty of Analytical Value: +/- 2% of component or +/- 5% of component, if less than 50 PPM
Product composition verified by direct comparison to calibration standards traceable to NIST weights and/or NIST gas mixture reference materials

Approval Signature _____

Airgas

Airgas South
1620 Tampa East Blvd.
Tampa FL 33619
(813) 626-2905 Fax (813) 620-0150
www.airgas.com

Certificate of Analysis

Date of Analysis:	3/25/2005	Reference Number:	21-110813707-3
Customer Name:		Part Number:	X02NI99C15A1907
Grade of Product:	CERTIFIED STANDARD-SPEC		

Cylinder Number	Component	Requested Concentration	Actual Concentration
CC183447	CARBON MONOXIDE	600 PPM	615.148 PPM
	NITROGEN	Balance	Balance

Notes:

Relative Uncertainty of Analytical Value: +/- 2% of component or +/- 5% of component, if less than 50 PPM
Product composition verified by direct comparison to calibration standards traceable to NIST weights and/or NIST gas mixture reference materials

Approval Signature

Airgas

Airgas South
1620 Tampa East Blvd.
Tampa FL 33619
(813) 626-2905 Fax (813) 620-0150
www.airgas.com

Certificate of Analysis

Date of Analysis: 2/28/2005
Customer Name:
Grade of Product: CERTIFIED STANDARD-SPEC

Reference Number: 21-110798149-1
Part Number: X02NI99C15A10X1

Cylinder Number	Component	Requested Concentration	Actual Concentration
SG9104857	CARBON MONOXIDE	650 PPM	633.099 PPM
	NITROGEN	Balance	Balance

Notes:

Relative Uncertainty of Analytical Value: +/- 2% of component or +/- 5% of component, if less than 50 PPM
Product composition verified by direct comparison to calibration standards traceable to NIST weights and/or NIST gas mixture reference materials

Approval Signature

Airgas

Airgas Specialty Gases
1075 Cinclare Drive
Port Allen, LA 70767
225.388.0900 Fax: 225.388.0959
www.airgas.com

Certificate of Analysis: EPA Protocol Gas Mixture

Cylinder Number: CC135799 Reference Number: 83-124054755-6
Cylinder Pressure: 2000.6 PSIG Expiration Date: 1/18/2009
Certification Date: 1/18/2006 Laboratory: ASG - Port Allen - LA

Certified Concentrations

Component	Concentration	Accuracy	Analytical Principle	Procedure
OXYGEN	5.926 %	+/-1%	Paramagnetic	G1
CARBON DIOXIDE	14.06 %	+/-1%	NonDispersive Infrared	G1
NITROGEN	Balance			

Certification performed in accordance with "EPA Traceability Protocol (Sept. 1997)" using the assay procedures listed. Analytical Methodology does not require correction for analytical interferences.

Notes:

Do not use cylinder below 150 psig.

Approval Signature Kim Parsola

Reference Standard Information

Type	Balance Gas	Component	Cyl.Number	Concentration
NTRM 82658	NITROGEN	OXYGEN	CC14334	9.72 %
NTRM 82745	NITROGEN	CARBON DIOXIDE	XC034304B	19.84 %

Analytical Results

1st Component OXYGEN

1st Analysis Date: 01/16/2006

R 9.73	S 5.94	Z 0.01	Conc 5.926 %
S 5.94	Z 0.01	R 9.73	Conc 5.926 %
Z 0.01	R 9.74	S 5.94	Conc 5.926 %
			AVG: 5.926 %

2nd Component CARBON DIOXIDE

1st Analysis Date: 01/16/2006

R 19.78	S 13.98	Z 0.02	Conc 14.02 %
S 14.04	Z 0.02	R 19.78	Conc 14.08 %
Z 0.02	R 19.78	S 14.04	Conc 14.08 %
			AVG: 14.06 %

Airgas

Certificate of Analysis: EPA Protocol Gas Mixture

Airgas Specialty Gases
1075 Cinclare Drive
Port Allen, LA 70767
225.388.0900 Fax: 225.388.0959
www.airgas.com

Cylinder Number: CC6765@ Reference Number: 83-124051251-3
Cylinder Pressure: 2000.6 PSIG Expiration Date: 11/21/2008
Certification Date: 11/21/2005 Laboratory: ASG - Port Allen - LA

Certified Concentrations

Component	Concentration	Accuracy	Analytical Principle	Procedure
CARBON DIOXIDE	6.047 %	+/- 1%	FTIR	G1
OXYGEN	13.94 %	+/- 1%	Paramagnetic	G1
NITROGEN	Balance			

Certification performed in accordance with "EPA Traceability Protocol (Sept. 1997)" using the assay procedures listed. Analytical Methodology does not require correction for analytical interferences.

Notes:

Do not use cylinder below 150 psig. Approval Signature Ross Stevens

Reference Standard Information

Type	Balance Gas	Component	Cyl.Number	Concentration
NTRM 82659a	NITROGEN	OXYGEN	XC024394B	22.6 %
NTRM 81674	NITROGEN	CARBON DIOXIDE	XC018732B	6.89 %

Analytical Results

1st Component CARBON DIOXIDE

1st Analysis Date: 11/21/2005

R 0.428	S 0.383	Z 0.001	Conc 6.050 %
S 0.382	Z 0.000	R 0.427	Conc 6.040 %
Z 0.000	R 0.426	S 0.382	Conc 6.050 %
			AVG: 6.047 %

2nd Component OXYGEN

1st Analysis Date: 11/21/2005

R 22.62	S 13.98	Z 0.08	Conc 13.94 %
S 13.98	Z 0.08	R 22.60	Conc 13.94 %
Z 0.06	R 22.62	S 13.98	Conc 13.94 %
			AVG: 13.94 %

Airgas

Certificate of Analysis: EPA Protocol Gas Mixture

Airgas Specialty Gases
1075 Cinclare Drive
Port Allen, LA 70767
(225) 388-0900
FAX: (225) 388-0959
www.airgas.com

Cylinder Number: CC68032 Reference Number: 83-124079789-1
Cylinder Pressure: 2000.6 PSIG Expiration Date: 11/15/2009
Certification Date: 11/15/2006 Laboratory: ASG - Port Allen - LA

Certified Concentrations

Component	Concentration	Accuracy	Analytical Principle	Procedure
CARBON DIOXIDE	5.914 %	+/- 1%	NonDispersive Infrared	G1
OXYGEN	14.00 %	+/- 1%	Paramagnetic	G1
NITROGEN	Balance			

Certification performed in accordance with "EPA Traceability Protocol (Sept. 1997)" using the assay procedures listed. Analytical Methodology does not require correction for analytical interferences.

Notes:

Do not use cylinder below 150 psig.

Approval Signature

Reference Standard Information

Type	Balance Gas	Component	Cyl.Number	Concentration
NTRM 82659a	NITROGEN	OXYGEN	XC024405B	22.60 %
NTRM 81674	NITROGEN	CARBON DIOXIDE	XC018885B	6.89 %

Analytical Results

1st Component CARBON DIOXIDE

1st Analysis Date: 11/08/2006

R 6.98	S 5.98	Z 0.02	Conc 5.894 %
S 6.00	Z 0.02	R 6.98	Conc 5.914 %
Z 0.02	R 7.00	S 6.02	Conc 5.934 %
			AVG: 5.914 %

2nd Component OXYGEN

1st Analysis Date: 11/15/2006

R 22.64	S 14.02	Z 0.04	Conc 14.01 %
S 14.00	Z 0.04	R 22.52	Conc 13.99 %
Z 0.04	R 22.60	S 14.00	Conc 13.99 %
			AVG: 14.00 %

APPENDIX F

VISIBLE EMISSION DATA

APPENDIX G

RESIDENCE TIME CALCULATION, CREMATORY TEMPERATURE CHART AND LOAD

EPA
VISIBLE EMISSION OBSERVATION FORM 1

Method Used (Circle One): Method 9 | 203A | 203B | Other: _____

Company Name: Peavy Funeral Home
Facility Name: Omega Cremation
Street Address: 10367 NW Evergreen Ave
City: Blountstown | State: FL | Zip: 32424

Process: Human Cremation | Unit #: | Operating Mode:
Control Equipment: Afterburner | Operating Mode: 1600°F

Describe Emission Point: Round Black Stack on SW Corner
Height of Emiss. Pt. Start: 13 End: 15
Height of Emiss. Pt. Rel. to Observer Start: 13 End: 15
Distance to Emiss. Pt. Start: 40 End: 40
Direction to Emiss. Pt. (Degrees) Start: 90 End: 90°

Vertical Angle to Obs. Pt. Start: 25° End:
Direction to Obs. Pt. (Degrees) Start: 90 End: 90°
Distance and Direction to Observation Point from Emission Point Start: 100 ft End: 100 ft

Describe Emissions Start: No visible Emissions End:
Emission Color Start: N/A End:
Water Droplet Plume: Attached ☐ Detached ☐ None ☑

Describe Plume Background Start: Sky End: Sky
Background Color Start: Green/white End: Green/white
Sky Conditions Start: Clear End: Clear
Wind Speed Start: 0-5 mph End: 0-5 mph
Wind Direction Start: SW End: SW
Ambient Temp. Start: 95°F End: 95°F
Wet Bulb Temp.:
RH Percent:

Source Layout Sketch

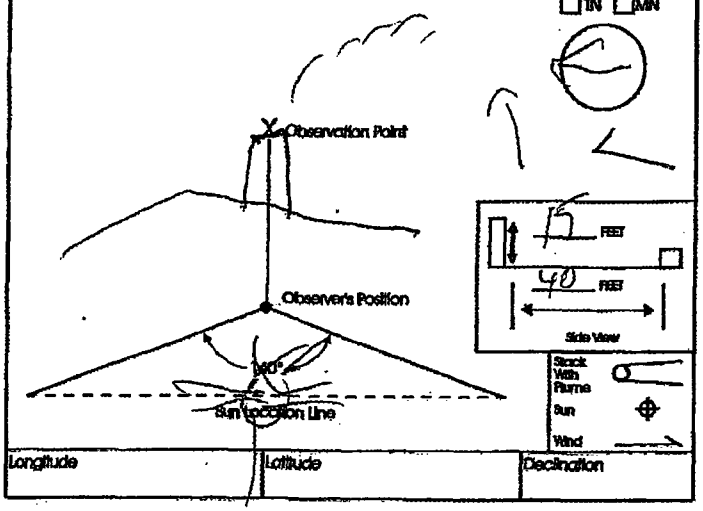

Longitude | Latitude | Declination

Additional Information

Form Number | Page 1 of 2
Continued on VEO Form Number

Observation Date: 3/29/07 | Time Zone | Start Time: 1:22pm | End Time: 2:52

Sec / Min	0	15	30	45	Comments
1	0	0	0	0	Body Covered
2	0	0	0	0	VE started
3	0	0	0	0	within limits
4	0	0	0	0	Aux 2
5	0	0	0	0	
6	0	0	0	0	
7	0	0	0	0	
8	0	0	0	0	
9	0	0	0	0	
10	0	0	0	0	
11	0	0	0	0	
12	0	0	0	0	
13	0	0	0	0	
14	0	0	0	0	
15	0	0	0	0	
16	0	0	0	0	
17	0	0	0	0	
18	0	0	0	0	
19	0	0	0	0	
20	0	0	0	0	
21	0	0	0	0	
22	0	0	0	0	
23	0	0	0	0	
24	0	0	0	0	
25	0	0	0	0	No objectionable
26	0	0	0	0	odors were
27	0	0	0	0	detected.
28	0	0	0	0	
29	0	0	0	0	
30	0	0	0	0	

Observer's Name (Print): Luis Llopes
Observer's Signature: | Date: 3/29/07
Organization: Air Environmental Consulting Service
Certified By: DEP/ETA | Date:

VEOF1.1

EPA
VISIBLE EMISSION OBSERVATION FORM 1

Form Number	
Page	2 Of 2
Continued on VEO Form Number	

Method Used (Circle One): Method 9 (circled) 203A 203B Other: _____

Company Name	Peavy Funeral Home
Facility Name	Omega Crematory
Street Address	20367 NW Evans Ave
City	Blountstown
State	FL
Zip	32424

Process	Human Cremation	Unit #	
Operating Mode	160 lb/hr		
Control Equipment	Afterburner	Operating Mode	1680°F

Describe Emission Point: Round Black Stack SW corner

Height of Emiss. Pt.	Start 15 End 15	Height of Emiss. Pt. Rel. to Observer	Start 15 End 15
Distance to Emiss. Pt.	Start 40 End 40	Direction to Emiss. Pt. (Degrees)	Start 90 End 90°
Vertical Angle to Obs. Pt.	Start 25° End	Direction to Obs. Pt. (Degrees)	Start 90° End 90°
Distance and Direction to Observation Point from Emission Point	Start 1 ft up End 1 ft up		

Describe Emissions: Start No visible Emission End

Emission Color	Start N/A End
Water Droplet Plume	Attached ☐ Detached ☐ None ☑

Describe Plume Background	Start Sky End Lake/Blue		
Background Color	Start Green/white End Green/white	Sky Conditions	Start Broken End Broken
Wind Speed	Start 0-5 End 0-10 mph	Wind Direction	Start SW End S-SW
Ambient Temp.	Start 90°F End 90°F	Wet Bulb Temp.	RH Percent

Source Layout Sketch

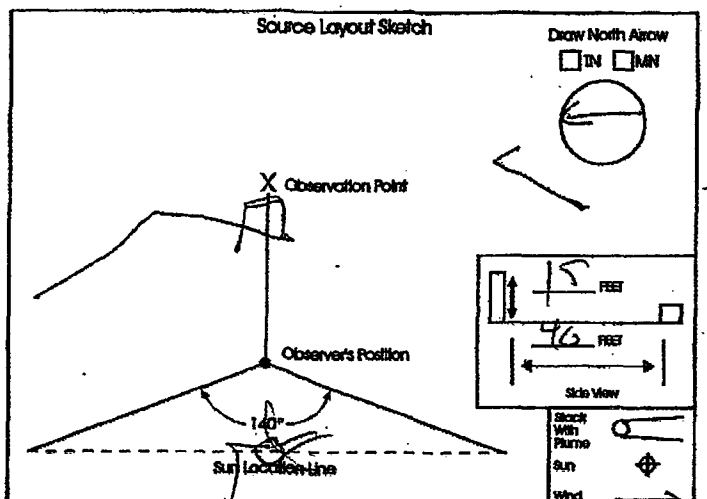

Longitude	Latitude	Declination

Additional Information:

Observation Date	Time Zone	Start Time	End Time
3/29/07		2:52	3:22 PM

Min \ Sec	0	15	30	45	Comments
1	0	0	0	0	
2	0	0	0	0	
3	0	0	0	0	
4	0	0	0	0	
5	0	0	0	0	
6	0	0	0	0	
7	0	0	0	0	
8	0	0	0	0	
9	0	0	0	0	
10	0	0	0	0	
11	0	0	0	0	
12	0	0	0	0	
13	0	0	0	0	
14	0	0	0	0	
15	0	0	0	0	
16	0	0	0	0	
17	0	0	0	0	
18	0	0	0	0	
19	0	0	0	0	
20	0	0	0	0	
21	0	0	0	0	
22	0	0	0	0	
23	0	0	0	0	
24	0	0	0	0	No objectionable
25	0	0	0	0	odors were
26	0	0	0	0	detected
27	0	0	0	0	
28	0	0	0	0	
29	0	0	0	0	
30	0	0	0	0	

Observer's Name (Print)	Luis Llorens
Observer's Signature	[signature]
Date	3/29/07
Organization	At Environmental Consultants
Certified By	DEP / EPA
Date	2/07

VEOF1.1

Congratulations! Here is your wallet card signifying your successful Visible Emissions Evaluator certification on the date printed below. This certification is valid for six(6) months. To maintain continuous certification, you must re-certify before or on the expiration date. Please mark your calendar accordingly. We appreciate your business and look forward to serving your certification needs in the future. ETA can support your program with a wide range of environmental services from measurements to litigation support. Please give us a call if we can be of service.

EASTERN TECHNICAL ASSOCIATES

LUIS LLORENS

meets the specifications of Federal Reference Method 9 and qualifies as a visible emissions evaluator. Maximum deviation on white and black smoke did not exceed 7.5% opacity and reading error exceeding 15% opacity was incurred during the certification test conducted by Eastern Technical Associates of Raleigh, NC. This certificate is valid for six months from date of issue and expires on the date below.

2/13/2007	8/15/2007	ORL506
DATE OF SCHOOL	EXPIRATION DATE	LAST LECTURE
347924	LLO473376	
CERT NUMBER	STUDENT ID NUMBER	BEARER

NEW INFORMATION ON YOUR WALLET CARD

To serve our customers better, we have added your LAST LECTURE date for your convenience. The first 3 digits are the location, S for Spring or F for Fall, and the year. January - June are spring schools and July - December are fall schools

If you have questions or comments, please contact:

Debbie Scalise or Sheila Weathersbee

Customer Support

919-878-3185

www.eta-is-opacity.com

PO BOX 1009

GARNER, NC 27529-1009

VISIBLE EMISSIONS EVALUATOR

This is to certify that

Luis Llorens

met the specifications of Federal Reference Method 9 and qualified as a visible emissions evaluator. Maximum deviation on white and black smoke did not exceed 7.5% opacity and no single error exceeding 15% opacity was incurred during the certification test conducted by Eastern Technical Associates of Raleigh, North Carolina. This certificate is valid for six months from date of issue.

347924	*Tampa, Florida*	*February 13, 2007*
Certificate Number	Location	Date of issue

Thomas Hoel
President

Michael W. Lunsford
Director of Training

AIR CONSULTING AND ENGINEERING, INC.
2106 NW 67th Place, Suite 4, Gainesville, Florida 32653

RESIDENCE TIME CALULATION - CORRECTION FOR QUENCHED AIR AT OUTLET

PLANT: Peavy Funeral home
SOURCE: Crematory Exhaust
LOCATION: Blountstown, Florida
DATE: March 29, 2007

SOURCE PARAMETERS

	OUTLET STACK	AMBIENT AIR	SECONDARY CHAMBER
STACK PRESSURE:	30.14		
STACK MOISTURE, %	5.38		
TEMPERATURE, F	884.8	75	1700
AIR FLOW, ACFMD	3906.9		
AIR FLOW, ACFM	4129.0		
H2O FLOW, ACFM	222.1402		
PRESSURE, PSI	14.85	14.85	14.85
AIR ENTHALPY, BTU/LB	328.6	127.9	549.4
H2O ENTHALPY BTU/LB	617.3	235.7	1060.6
SCC VOLUME, CuFT			71
HUMIDITY RATIO		0.028	

EQUATIONS

1. MASS = PVM/RT M = MOLECULAR WEIGHT
R = 1545 ft-lbf/lbm-mol-R

$$\text{MASS (lbm/min)} = \frac{(\text{psia})(\text{ACFMD})(\text{lbm/lbm-mol}) \times (144\ \text{sq.in/sq.ft})}{(1545\ \text{ft-lbf/lbm-mol} \times R)(\text{Temp. R})}$$

2. HEAT LOSS FROM SCC = HEAT GAINED BY AMBIENT AIR
M(AIR,SCC) = M(AIR,STACK) - (M(AIR,AMB.)
M(H2O,SCC) = M(H2O,STACK) - M(H2O,AMB.)

OUTLET FLOWS

M(DRY AIR) =	116.52	lb/min
M(H2O) =	4.12	lb/min
M(TOTAL) =	120.64	lb/min

SCC DRY AIR

(M x ENTHALPY CHANGE)scc = (M x ENTHALPY CHANGE)amb.

H(Mscc) =	220.8	BTU/lbm
H(Mamb) =	200.7	BTU/lbm
M(amb) =	1.100	x M(scc)
M(scc) + M(amb) =	116.520	lb/min
M(scc)AIR =	55.482	lb/min

SCC H2O

M(scc)H2O + M(amb)H2O = M(outlet)H2O

M(amb.) H2O =	0.028	lb/lb dry air
M(amb.) AIR =	61.04	lb/min
M(amb.) H2O =	1.71	lb/min
M(scc) H2O =	2.41	lb/min

SCC VOLUMETRIC FLOW

V = MRT/PM	@	1700	F
		14.85	psi
AIR:	V =	2988.0	ACFM
H2O:	V =	208.7	ACFM
TOTAL SCC:	V =	3196.6	ACFM

SCC RESIDENCE TIME	RT =	1.33	SECONDS

AIR CONSULTING AND ENGINEERING, INC.
2106 NW 67th Place, Suite 4, Gainesville, Florida 32653

RESIDENCE TIME CALULATION - CORRECTION FOR QUENCHED AIR AT OUTLET

PLANT: Peavy Funeral home
SOURCE: Crematory Exhaust
LOCATION: Blountstown, Florida
DATE: March 29, 2007

SOURCE PARAMETERS

	OUTLET STACK	AMBIENT AIR	SECONDARY CHAMBER
STACK PRESSURE:	30.14		
STACK MOISTURE, %	6.43		
TEMPERATURE, F	899.6	80	1700
AIR FLOW, ACFMD	3772.0		
AIR FLOW, ACFM	4031.0		
H2O FLOW, ACFM	259		
PRESSURE, PSI	14.85	14.85	14.85
AIR ENTHALPY, BTU/LB	332.5	129.1	549.4
H2O ENTHALPY BTU/LB	625.5	237.9	1060.6
SCC VOLUME, CuFT			71
HUMIDITY RATIO		0.028	

EQUATIONS

1. MASS = PVM/RT M = MOLECULAR WEIGHT
R = 1545 ft-lbf/lbm-mol-R

$$\text{MASS (lbm/min)} = \frac{(\text{psia})(\text{ACFMD})(\text{lbm/lbm-mol}) \times (144\ \text{sq.in/sq.ft})}{(1545\ \text{ft-lbf/lbm-mol} \times \text{R})(\text{Temp. R})}$$

2. HEAT LOSS FROM SCC = HEAT GAINED BY AMBIENT AIR
M(AIR,SCC) = M(AIR,STACK) - (M(AIR,AMB.)
M(H2O,SCC) = M(H2O,STACK) - M(H2O,AMB.)

OUTLET FLOWS

M(DRY AIR) =	111.27	lb/min
M(H2O) =	4.75	lb/min
M(TOTAL) =	116.02	lb/min

SCC DRY AIR

(M x ENTHALPY CHANGE)scc = (M x ENTHALPY CHANGE)amb.

H(Mscc) =	216.9	BTU/lbm
H(Mamb) =	203.44	BTU/lbm
M(amb) =	1.066	x M(scc)
M(scc) + M(amb) =	111.273	lb/min
M(scc)AIR =	53.855	lb/min

SCC H2O

M(scc)H2O + M(amb)H2O = M(outlet)H2O

M(amb.) H2O =	0.028	lb/lb dry air
M(amb.) AIR =	57.42	lb/min
M(amb.) H2O =	1.61	lb/min
M(scc) H2O =	3.14	lb/min

SCC VOLUMETRIC FLOW

V = MRT/PM	@	1700	F
		14.85	psi
AIR:	V =	2900.3	ACFM
H2O:	V =	272.1	ACFM
TOTAL SCC:	V =	3172.5	ACFM

SCC RESIDENCE TIME	**RT =**	**1.34**	**SECONDS**

AIR CONSULTING AND ENGINEERING, INC.
2106 NW 67th Place, Suite 4, Gainesville, Florida 32653

RESIDENCE TIME CALULATION - CORRECTION FOR QUENCHED AIR AT OUTLET

PLANT: Peavy Funeral home
SOURCE: Crematory Exhaust
LOCATION: Blountstown, Florida
DATE: March 29, 2007

SOURCE PARAMETERS

	OUTLET STACK	AMBIENT AIR	SECONDARY CHAMBER
STACK PRESSURE:	30.14		
STACK MOISTURE, %	7.32		
TEMPERATURE, F	1001.1	82	1825
AIR FLOW, ACFMD	4082.0		
AIR FLOW, ACFM	4400.0		
H2O FLOW, ACFM	318		
PRESSURE, PSI	14.85	14.85	14.85
AIR ENTHALPY, BTU/LB	358.6	129.5	584.6
H2O ENTHALPY BTU/LB	676.6	238.8	1133.9
SCC VOLUME, CuFT			71
HUMIDITY RATIO		0.028	

EQUATIONS

1. MASS = PVM/RT M = MOLECULAR WEIGHT
R = 1545 ft-lbf/lbm-mol-R

$$\text{MASS (lbm/min)} = \frac{(\text{psia})(\text{ACFMD})(\text{lbm/lbm-mol}) \times (144\ \text{sq.in/sq.ft})}{(1545\ \text{ft-lbf/lbm-mol} \times \text{R})(\text{Temp. R})}$$

2. HEAT LOSS FROM SCC = HEAT GAINED BY AMBIENT AIR
M(AIR,SCC) = M(AIR,STACK) - (M(AIR,AMB.)
M(H2O,SCC) = M(H2O,STACK) - M(H2O,AMB.)

OUTLET FLOWS

M(DRY AIR) =	112.05	lb/min
M(H2O) =	5.42	lb/min
M(TOTAL) =	117.48	lb/min

SCC DRY AIR

(M x ENTHALPY CHANGE)scc = (M x ENTHALPY CHANGE)amb.

H(Mscc) =	226	BTU/lbm
H(Mamb) =	229.1	BTU/lbm
M(amb) =	0.986	x M(scc)
M(scc) + M(amb) =	112.053	lb/min
M(scc)AIR =	56.408	lb/min

SCC H2O

M(scc)H2O + M(amb)H2O = M(outlet)H2O

M(amb.) H2O =	0.028	lb/lb dry air
M(amb.) AIR =	55.64	lb/min
M(amb.) H2O =	1.56	lb/min
M(scc) H2O =	3.87	lb/min

SCC VOLUMETRIC FLOW

V = MRT/PM @ 1825 F
14.85 psi

AIR:	V =	3213.6	ACFM
H2O:	V =	354.5	ACFM
TOTAL SCC:	V =	3568.1	ACFM

SCC RESIDENCE TIME	RT =	1.19	SECONDS

Friday, March 30, 2007

Dagmar Fick
Air Consulting and Engineering, Inc.
2106 NW 67th Place, Suite, Suite 4
Gainesville, Florida 32606

RE: **Peavy Funeral Home - Omega Crematory**
Permit Number: 0130010-001-AC

Dear Dagmar:

Enclosed is one copy of the compliance test results for the above referenced source. Also attached is the temperature strip chart. No visible emissions or objectionable odors were detected during the testing period.

The process rate was as follows:

Run 1	175 lbs	
Run 2	160 lbs	
Run 3	150 lbs	+
AVG:	162 lbs	

If you have any question please contact me at (407) 574-2021.

Respectfully submitted,
AI ENVIRONMENTAL CONSULTING SERVICES, INC.

Luis Lloréns
President/Project Manager

435 Douglas Avenue, Suite 1505-B, Altamonte Springs, Florida 32714 – Phone: (407) 520-2021, FAX: (407) 574-2456
AI@CFL.RR.COM

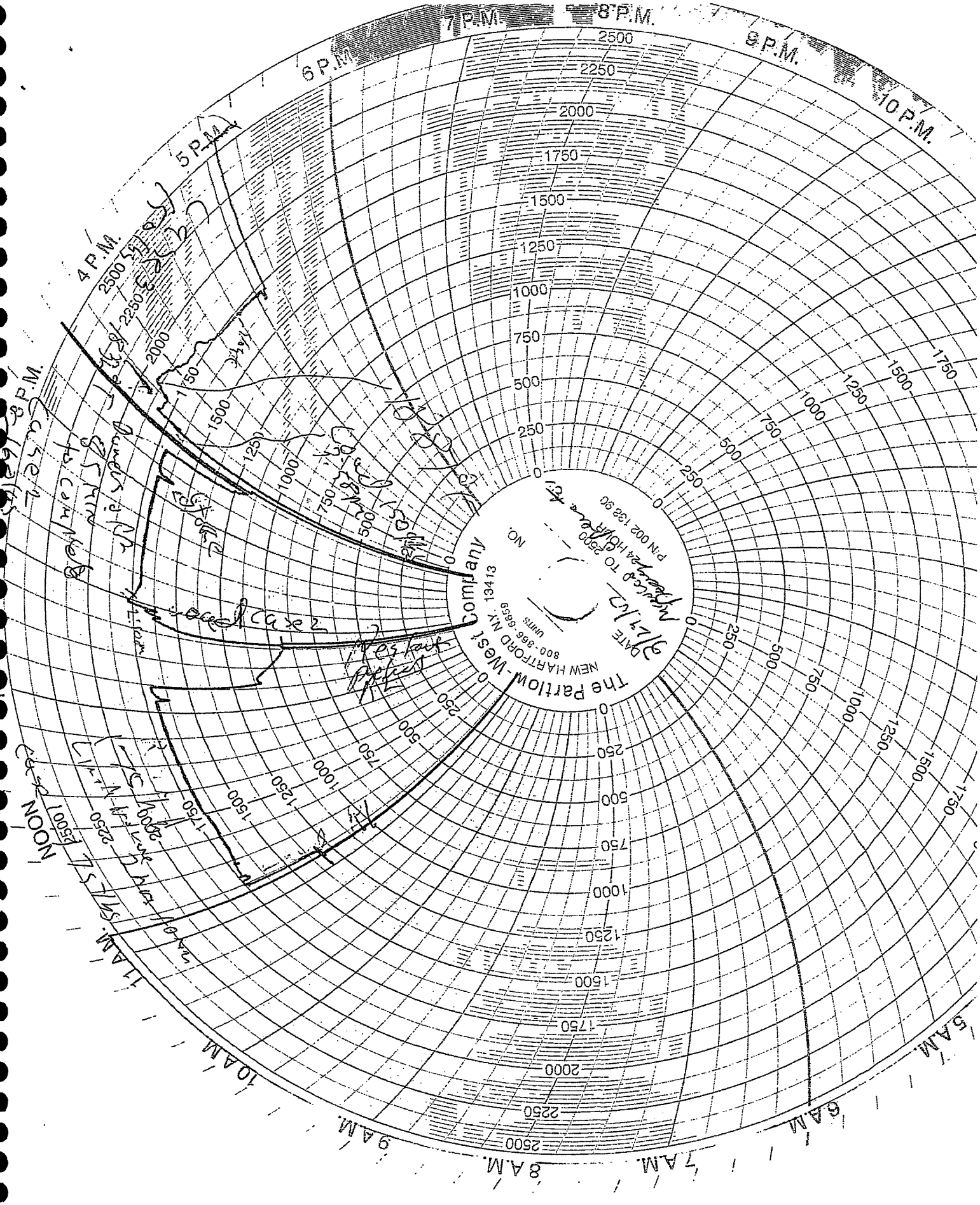

The Partlow-West Company
NEW HARTFORD N.Y. 13413
800-366-6659
UNITS
DATE
NO.
P/N 002 138 90
7 P.M.
8 P.M.
9 P.M.
10 P.M.
6 P.M.
5 P.M.
4 P.M.
3 P.M.
NOON
11 A.M.
10 A.M.
9 A.M.
8 A.M.
7 A.M.
6 A.M.
5 A.M.

APPENDIX H

PROJECT PARTICIPANTS

PROJECT PARTICIPANTS

Air Consulting and Engineering, Inc.

Richard Hyre
Field Testing

Steve Bell
Field Testing

Shane Lane
Field Testing

Dagmar Fick
Report Preparation

Gloria Gagich
Document Production

AI Environmental Consulting Services

Luis Lloréns
Visible Emission Observer
Project Coordinator

Peavy Funeral Home

Marlon Peavy
Production Records


ACE

Attachment 2
Crematory Spec

The "Classic" Cremator

PERFORMANCE BEYOND EXPECTATIONS



Model US 100
"Classic" Cremator

Designed and engineered for the low volume operation as well as the high production facility, the "Classic" is the right choice both for the first time buyer and for those adding or replacing equipment.

Equipped with more standard features than any other cremator in its price range, the "Classic" easily outperforms larger and more costly machines.

US Cremation Equipment

A Division of... Matthews

User-friendly Operating System W/Touch Screen

Operating Conditions are displayed on various screens for monitoring and control during each stage of the cremation cycle.

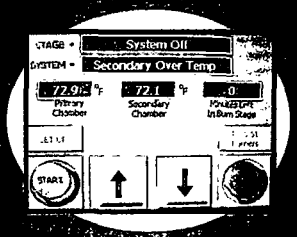

Main Screen

Displays Start, Stop and Advance cycle controls along with Door Up and Door Down. Also displays Stage of Process and Chamber temperatures.

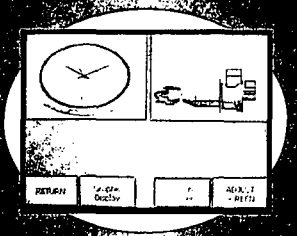

Time & Temperature Screen

Elapsed time is displayed along with operating temperature and adjustment controls.

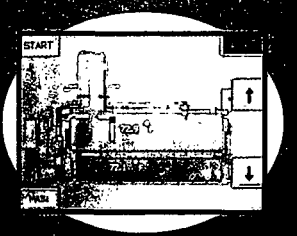

Burner Status Screen

Displays High or Low fire, Off and Reset.

U. S. Cremation Equipment also offers cremation supplies, replacement parts for all makes and models, as well as a unique collection of memorial urns.

MODEL 100 "CLASSIC": THE RIGHT CHOICE

"Classic" Performance

CONTINUOUS OPERATION: Heavy duty insulation and improved drafting allows for continuous operation without cool-down between cremations.

INCREASED PRODUCTIVITY: The "Classic" is capable of completing a cremation every 60 to 90 minutes and performing up to six (6) cremations in ten (10) hours.

COMPLETELY AUTOMATIC: A PLC (Programmable Logic Controller) controls the entire cremation cycle from start to finish.

FUEL EFFICIENT: Faster cremation cycles and "Hot Hearth " design can save up to 50% in fuel usage when doing more than one cremation per day.

ENVIRONMENTALLY SAFE: Complete combustion is achieved in the Pollution Control Chamber eliminating smoke and odor.

SPECIAL CASE CONDITIONS: An oversized primary chamber and an operating system that controls the rate of combustion enables the Classic" to safely cremate obese cases up to 800 lbs.

"Classic" Features

POWER CHARGING DOOR
PRIMARY CHAMBER VIEW PORT
HYDRAULIC LOADING TABLE
PLC OPERATING SYSTEM
COLOR TOUCH SCREEN
OPACITY MONITOR
TEMPERATURE RECORDER
POWDER COAT PAINT FINISH
STAINLESS STEEL TRIM
REFRACTORY LINED DRAFT INDUCER
OPERATING TOOLS W/HAND MAGNET
STARTER SUPPLIES
TWO-YEAR LIMITED WARRANTY

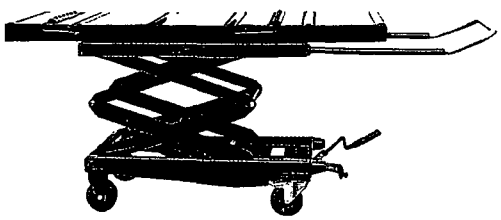

Hydraulic Loading Table

The model US 700 Hydraulic Lifting/Loading Table has a capacity of 700 lbs. and is standard equipment with the "Classic."

Model Specifics

Specifications

Height: 7'-0" (2083 mm) w/Door Hood 8'-9" (2667 mm)
Width: 5'-2" (1575 mm) w/Touch Screen 6'-1" (1854 mm)
Length: 13' (3962 mm)
Weight: 24,000 lbs (1088 kg)
Electrical: 208/230/360 volts, 50/60 Hz, 3 Phase, 20-40 Amps. Single Phase available

System Requirements

Fuel: Natural Gas or LP Gas (Propane)
Pressure: NG 9" (2286 mm) W.C. LPG 11" (2794 mm) W.C.
Flow: 2,000,000 BTU/hr (connect at 2" header)
Make Up Air: 1700 CFM (48 CMM) 24" x 24" (6096 mm x 6096 mm) opening
Clearances: 2 FT (6096 mm) Top and Sides; 3 FT (9144 mm) rear

US Cremation Equipment
A Division of... American Incinerator

370 S. North Lake Blvd., Suite 1004
Altamonte Springs, FL 32701
Ph: 321.282.7357 Fax: 321.282.7358
www.uscremationequipment.com
E-mail: info@uscremationequipment.com

US Cremation Equipment
A Division of... American Incinerators

HUMAN CREMATION CHAMBER SPECIFICATION

EQUIPMENT:

US Cremation Equipment a division of American Incinerators Co. - Multiple Chambered human Crematory, Natural Gas, Propane (LP) or Oil fired.

MANUFACTURER:

US Cremation Equipment a division of American Incinerators Corp.

CONSTRUCTION STANDARDS:

The American Incinerators cremation chamber shall be constructed of U.L./CSA listed components and will meet or exceed nationally accepted incinerator construction standards per the Incinerator Institute of America (IIA) publication guidelines; i.e.:

A. Primary chamber will not exceed 60% of total furnace volumes. Flue connection shall not be considered part of furnace volume.

B. Flame supervision through continuous ultraviolet scanning flame detectors on all burners.

C. High temperature refractory construction with air-cooled walls to prevent excessive heat radiation.

D. Exhaust gas temperature reduction.

INCINERATION CHAMBER DIMENSIONS:

Chamber volumes:	Primary - 73 CF Secondary - 71 CF
Structural footprint:	12'0" (L) x 5'0" (W)
Over-all dimensions:	12'7" (L) x 6'0" (W) x 9'2" (H) w/std. hyd. door

US Cremation Equipment

A Division of... American Incinerators

OPERATING TEMPERATURE:

Temperatures are determined as a result of federal, state or local permitting authority operating standards.

Typical primary chamber setting:	1,000°F-1,200°F
Typical secondary chamber setting:	1,400°F-1,800°F

RETENTION TIME:

In excess of 1 second.

CAPACITY:

One body and associated container per cremation cycle. 200 pounds per hour or 750 pounds per batch.

DRAFT:

Induced via refractory lined draft inducer.

SHIPPING WEIGHT:

24,500 lbs.

EMISSIONS:

The American Incinerators cremation chamber shall meet or exceed federal, state and local environmental regulations.

EMISSION CONTROL:

Secondary chamber equipped with one, 1,500,000 BTU/HR burner. Also equipped with an electronic exhaust gas scanner system which temporarily suspends operation of the primary chamber burner.

US Cremation Equipment

A Division of... American Incinerators

STEEL CONSTRUCTION SPECIFICATIONS:

A. The structure to be heavy 3" steel angle , square tube; 3/8" steel plate, seal welded construction.

B. Subfloors to be 3/16" steel plate, seal welded construction.

C. The exterior shell to be 12 gauge steel removable panels.

D. Interior shell to be 10 gauge steel, seal welded construction.

INSULATION & REFRACTORY SPECIFICATIONS:

A.	Hot Hearth:	3000°F abrasion resistant castable refractory, monolithic cast 7" - 13" thick, 1 -1/2" recessed top and rounded, stressed arched bottom.
B.	Chamber Floors:	3000°F abrasion resistant castable refractory, 5" thick on top of 2" 2400°F light weight insulating castable.
C.	Chamber Ceilings:	3000°F castable refractory, monolithic cast, rounded, stressed arched, 5"-9" thick, topped by 2" 2400°F light weight insulating castable.
D.	Interior Walls:	2800°F. alumina-silicate firebrick, 2 1/2" x 4 1/2" x 9", all chambers are backed by 4" of 1900°F ceramic fiber insulation
E.	Stack:	Lined with 2" of 2200°F insulating refractory.

SKIN TEMPERATURE CONTROL:

Integral dual casing, completely air-cooled design to prevent excessive heat radiation.

Cremation Equipment

A Division of... Americ Incinerators

COMBUSTION EQUIPMENT:

A. Combustion Air - One, 3 phase, 208-230/460V, 17-15.5/7.6 amp 7 hp air-blower motor (1,400 CFM)

B. Primary Chamber - One 500,000 BTU/HR nozzle mix, gas-fired burner. Eclipse, North American, or equal.

C. Secondary Chamber - One, 1,500,000 BTU/HR modulating, nozzle mix, gas-fired burner. Eclipse, North American, or equal.

D. Burner Flame Safeguard - Control supervision on each burner via a flame safeguard relay and ultra-violet light detector.

E. Low Air Pressure Safety Switch - Interlocked to all burners.

EXHAUST GAS TEMPERATURE REDUCTION:

Hot air duct operating exit temperature: 900°F

HOT AIR DUCT:

10 gauge carbon steel, high temperature 2" refractory lining, pre-drilled flanges, 24" Outside Diameter, 28" at flanges.

UTILITY REQUIREMENTS:

A. GAS:

1. Pressure:

   a) Natural Gas: 7" to 9" W.C.
   b) Propane: 11" W.C.

2. Flow Rate: 2,000,000 BTU/HR

B. ELECTRICAL:

1. One, three phase, 208-230/460V, 17-15/8 amp connection for 5hp blower.

US Cremation Equipment

A Division of... Matthews International

CREMATION CHAMBER LOADING/CLEAN-OUT DOOR:

Hydraulically operated, refractory lined, upward movement guillotine style door with gate view port.

CREMATION PROCESS CONTROL:

The cremation cycle is controlled by a programmable logic control (PLC) system. A visual confirmation of the system status is provided through control panel indicator lights and digital temperature display. Continuous fuel and air modulation is automatically controlled by a time/temperature actuated system. Operator interface is through two sets of simple push button controls and panel timer.

EXTERIOR FINISH:

The cremation chamber is finished with grey hi-resistance powder coating with stainless steel trim. Back of unit is coated with an epoxy type black coating.

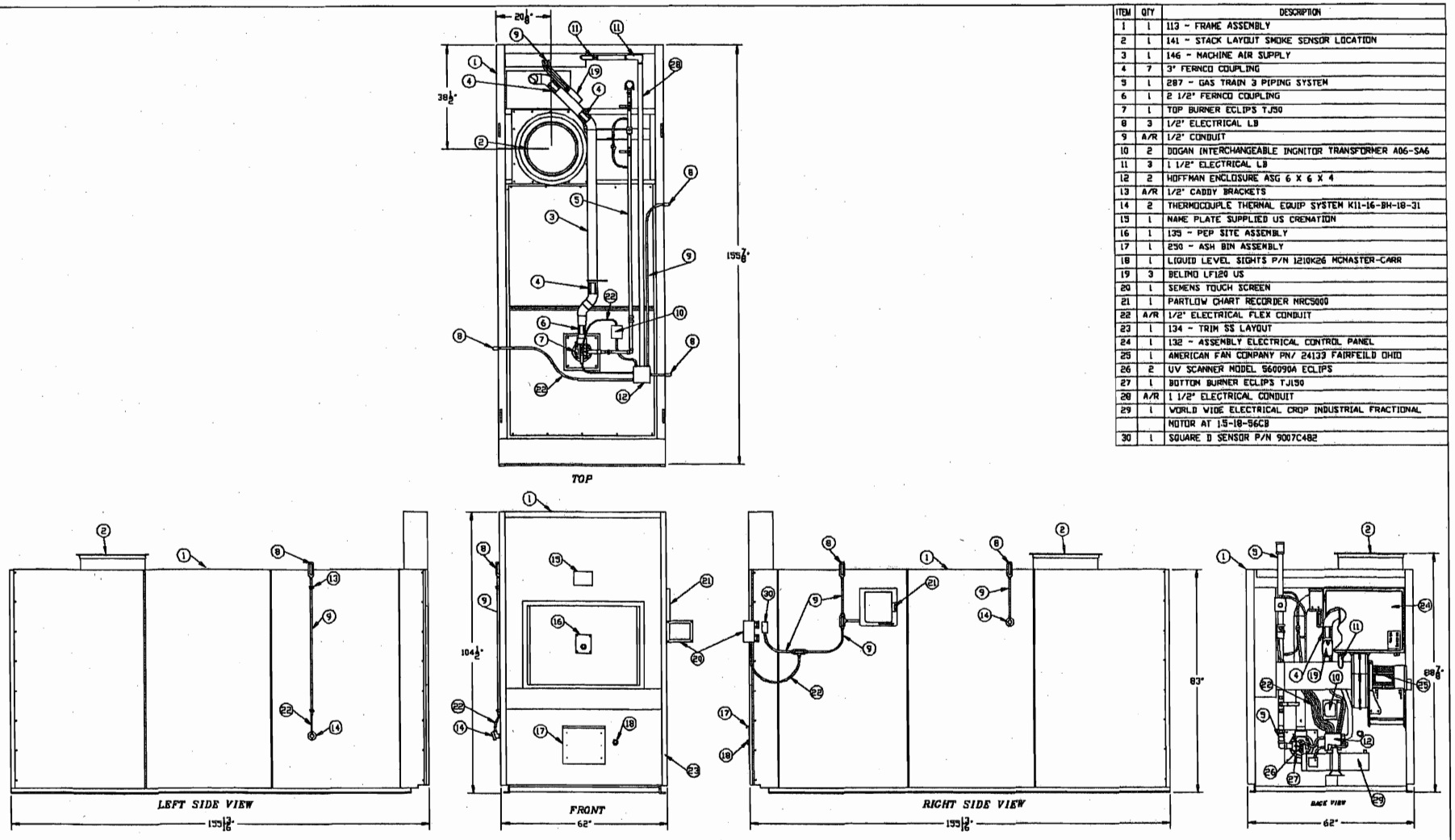

ITEM	QTY	DESCRIPTION
1	1	113 - FRAME ASSEMBLY
2	1	141 - STACK LAYOUT SMOKE SENSOR LOCATION
3	1	146 - MACHINE AIR SUPPLY
4	7	3" FERNCO COUPLING
5	1	287 - GAS TRAIN 3 PIPING SYSTEM
6	1	2 1/2" FERNCO COUPLING
7	1	TOP BURNER ECLIPS TJ50
8	3	1/2" ELECTRICAL LB
9	A/R	1/2" CONDUIT
10	2	DOGAN INTERCHANGEABLE INGNITOR TRANSFORMER A06-SA6
11	3	1 1/2" ELECTRICAL LB
12	2	HOFFMAN ENCLOSURE ASG 6 X 6 X 4
13	A/R	1/2" CADDY BRACKETS
14	2	THERMOCOUPLE THERMAL EQUIP SYSTEM K11-16-BH-18-31
15	1	NAME PLATE SUPPLIED US CREMATION
16	1	135 - PEP SITE ASSEMBLY
17	1	250 - ASH BIN ASSEMBLY
18	1	LIQUID LEVEL SIGHTS P/N 1210K26 MCMASTER-CARR
19	3	BELIMO LF120 US
20	1	SEMENS TOUCH SCREEN
21	1	PARTLOW CHART RECORDER NRC5000
22	A/R	1/2" ELECTRICAL FLEX CONDUIT
23	1	134 - TRIM SS LAYOUT
24	1	132 - ASSEMBLY ELECTRICAL CONTROL PANEL
25	1	AMERICAN FAN COMPANY PN/ 24133 FAIRFEILD OHIO
26	2	UV SCANNER MODEL 560090A ECLIPS
27	1	BOTTOM BURNER ECLIPS TJ150
28	A/R	1 1/2" ELECTRICAL CONDUIT
29	1	WORLD WIDE ELECTRICAL CROP INDUSTRIAL FRACTIONAL
		MOTOR AT 1.5-18-56CB
30	1	SQUARE D SENSOR P/N 9007C482

RELEASED TO SHOP DATE: _____

US Cremation Equipment

US CREMATION EQUIPMENT

MAIN ASSEMBLY

579

CLASSIC

Attachment 3
Emission Calculations

Emission Calculations Based on AP-42 Table 2.1-12

US Cremation Equipment
Model "Classic"

Pounds Incinerated Per Hour (Average)	Hours Per Year	SO2 lb/ton	SO2 lb/hr	SO2 TPY	Nox lb/ton	Nox lb/hr	Nox TPY	TOC lb/ton	TOC lb/hr	TOC TPY
200	8760	2.5	0.25	1.095	3	0.3	1.314	3	0.3	1.314

CO=100 PPM @ 7% O2 MAX, Actual CO Emissions Measured at 3.49 PPM
CO = 100 PPM X 28 MW X 1700 DSCFM X 2.595E-09 X 60 min/hr = 0.74 lb/hr CO
0.74 lb/hr CO X 8760 hrs/yr X 1 ton/2000 lb = 3.24 TPY CO

Actual Emissions were measured at 0.04 gr/dscfm at 7% O2
PM = 0.08 gr/dscf X 1 pound/7000 gr X 1700 DSCFM X 60 min/hr = 1.17 lb/hr PM
1.17 lb/hr PM X 8760 hrs/yr X 1 ton/2000 lb = 5.12 TPY PM

507108 MAR19 2010

AI Environmental Consulting Services

March 16, 2010

Florida Department of Environmental Protection
FDEP Receipts
PO Box 3070
Tallahassee, FL 32315-3070

RECEIVED
MAR 23 2010
Bureau of Air Monitoring & Mobile Sources

Re: General Permit Application – Equipment Change
Owner: Seawinds real Estate Company, LLC
Seawinds Funeral Home/Seawinds Crematory
Source ID:0610085
Indian River County

To whom it may Concern:

Enclosed is one (1) copy of the above referenced application along with a check made payable to the ***Florida Department of Environmental Protection*** in the amount of $100.00 for the application fee.

I trust this application is complete; however, should you have any questions or need any additional information for issuing the general permit, please contact me at (407) 574-2021 or e-mail at AI@CFL.RR.COM .

Respectfully submitted,
AI ENVIRONMENTAL CONSULTING SERVICES

Luis Llorens
President/Project Manager

Enclosures: One (1) Application and check

370 S. North Lake Blvd, Ste. 1004, Altamonte Springs, Florida 32701 - Phone: (407) 574-2021, FAX: (407) 574-2456
AI@CFL.RR.COM

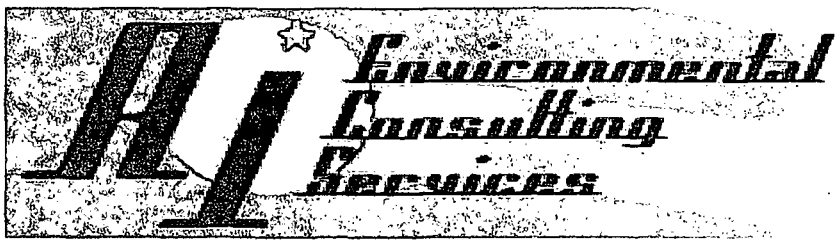

General Permit Application

Prepared for:

Seawinds Real Estate Company, LLC
Facility: Seawinds Funeral Home/Seawinds Crematory
735 Fleming Street
Sebastian, Florida 32958
Source ID: 0610085
Indian River County

Prepared By:

AI Environmental Consulting Services, Inc.
370 S. North Lake Blvd, Ste. 1004
Altamonte Springs, Florida 32701

Date: March 2010

370 S. North Lake Blvd, Ste. 1004, Altamonte Springs, Florida 32701 - Phone: (407) 574-2021, FAX: (407) 574-2456
AI@CFL.RR.COM

Application Contents

- Form 62-210.920(2)(c) General Permit Application

Attachments

Attachment 1	Compliance Test Report
Attachment 2	Crematory Spec
Attachment 3	Emission Calculations

COX-GIFFORD-SEAWINDS
FUNERAL HOME & CREMATORY
1950 20TH STREET
VERO BEACH, FL 32960

PLACE STICKER AT TOP OF ENVELOPE TO THE RIGHT
OF THE RETURN ADDRESS. FOLD AT DOTTED LINE

CERTIFIED MAIL™

7009 3410 0001 0491 5617

UNITED STATES POSTAL SERVICE

1006

32315

U.S. POSTAGE
PAID
VERO BEACH.FL
32960
MAR 17.10
AMOUNT

$8.15

00034486-14

Florida Department of Environmental Protection
FDEP Receipts
PO Box 3070
Tallahassee, FL 32315-3070