

RECEIVED

MAY 04 2010

CONCRETE BATCHING PLANT
AIR GENERAL PERMIT REGISTRATION FORM

Bureau of Air Monitoring
& Mobile Sources

Part II. Notification to Permitting Office

(Detach and submit to appropriate permitting office; keep copy onsite)

Instructions: To give notice to the Department of an eligible facility's intent to use this air general permit, the owner or operator of the facility must detach and complete this part of the Air General Permit Registration Form and submit it to the appropriate Department of Environmental Protection or local air pollution control program office which has permitting authority. Please type or print clearly all information, and enclose the appropriate air general permit registration processing fee pursuant to Rule 62-4.050, F.A.C. (\$100 as of the effective date of this form)

0330110-008

Registration Type

Check one:

INITIAL REGISTRATION - Notification of intent to:

- Construct and operate a proposed new facility.
- Operate an existing facility not currently using an air general permit (e.g., a facility proposing to go from an air operation permit to an air general permit).

RE-REGISTRATION (for facilities currently using an air general permit) - Notification of intent to:

- Continue operating the facility after expiration of the current term of air general permit use.
- Continue operating the facility after a change of ownership.
- Make an equipment change requiring re-registration pursuant to Rule 62-210.310(2)(e), F.A.C., or any other change not considered an administrative correction under Rule 62-210.310(2)(d), F.A.C.

Surrender of Existing Air Operation Permit(s) - For Initial Registrations Only

If the facility currently holds one or more air operation permits, such permit(s) must be surrendered by the owner or operator upon the effective date of this air general permit. In such case, check the first box, and indicate the operation permits being surrendered. If no air operation permits are held by the facility, check the second box.

- All existing air operation permits for this facility are hereby surrendered upon the effective date of this air general permit; specifically permit number(s): 0330110-007-AG
- No air operation permits currently exist for this facility.

General Facility Information

Facility Owner/Company Name (Name of corporation, agency, or individual owner who or which owns, leases, operates, controls, or supervises the facility.)

BLOCK USA

(A DIVISION OF READY MIX USA) D

Site Name (Name, if any, of the facility site; e.g., Plant A, Metropolis Plant, etc. If more than one facility is owned, a registration form must be completed for each.)

PENSACOLA BLOCK PLANT

Facility Location (Provide the physical location of the facility, not necessarily the mailing address.)

Street Address: 2800N PALAFOX ST

City: PENSACOLA

County: ESCAMBIA

Zip Code: 32501-1437

Facility Start-Up Date (Estimated start-up date of proposed new facility.)(N/A for existing facility)

N/A

Owner/Authorized Representative

Name and Position Title (Person who, by signing this form below, certifies that the facility is eligible to use this air general permit.)

Print Name and Title: DAVID RABOLD ENVIRONMENTAL SAFETY Dir.

Owner/Authorized Representative Mailing Address

Organization/Firm: BLOCK USA

Street Address: 4751 HAMPLTON BLVD

City: THEODORE, AL County: MOBILE Zip Code: 36582

Owner/Authorized Representative Telephone Numbers

Telephone: 850-549-8338

Fax: 251-338-0184

Cell phone (optional):

Facility Contact (If different from Owner/Authorized Representative)

Name and Position Title (Plant manager or person to be contacted regarding day-to-day operations at the facility.)

Print Name and Title: DOUG BUSS PLANT MANAGER

Facility Contact Mailing Address

Organization/Firm: BLOCK USA

Street Address: 2800 N. PALAFOX ST

City: PENSACOLA County: ESCAMOLA Zip Code: 32501-1437

Facility Contact Telephone Numbers

Telephone: 850-438-6512

Fax: 850-438-2582

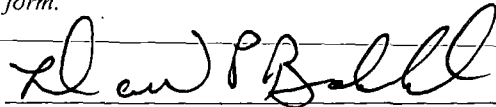
Cell phone (optional):

Owner/Authorized Representative Statement

This statement must be signed and dated by the person named above as owner or authorized representative

I, the undersigned, am the owner or authorized representative of the owner or operator of the facility addressed in this Air General Permit Registration Form. I hereby certify, based on information and belief formed after reasonable inquiry, that the facility addressed in this registration form is eligible for use of this air general permit and that the statements made in this registration form are true, accurate and complete. Further, I agree to operate and maintain the facility described in this registration form so as to comply with all applicable standards for control of air pollutant emissions found in the statutes of the State of Florida and rules of the Department of Environmental Protection and revisions thereof.

I will promptly notify the Department of any changes to the information contained in this registration form.



Signature

04-26-2010

Date

Type of Facility

Check one:

Stationary Facility

Relocatable Facility

Type(s) of Reasonable Precautions Used to Prevent Unconfined Emissions

Check all precautions to be used for the management of roads, parking areas, stock piles and yards:

Pave Roads

Pave Parking Areas

Pave Yards

Maintain Roads/Parking/Yards

Use Water Application

Use Dust Suppressant

Remove Particulate Matter

Reduce Stock Pile Height

Install Wind Breaks

Check all precautions to be used for the management of drop points to trucks:

N/A

Spray Bar

Chute

Enclosure

Partial enclosure

Description of Reasonable Precautions

Below, or as an attachment to this form, provide details of all types of reasonable precautions to be used to prevent unconfined emissions at the facility.

Aggregate stockpiles are maintained below storage wall height.
Lightweight material is water sprayed to control dust.
Mixer for concrete has a dust collector attached.
Cement Silo uses a mentz 250 bag house and is periodically inspected by filter clean corp.
The yard is water sprayed to control dust.
Batching and mixing process is enclosed inside facility.

* SEE ATTACHED E-MAIL DATED MAY 07, 2010
AS AN ADDENDUM TO THIS FORM
PAGE 10.

Description of Facility

Below, or as an attachment to this form, provide a description of the concrete batching plant operations at the facility in sufficient detail to demonstrate the facility's eligibility for use of this air general permit and to provide a basis for tracking any future equipment or process changes at the facility. Describe all air pollutant-emitting processes and equipment at the facility, and identify any air pollution control measures or equipment used.

Aggregates for making concrete block is stored in walled bins with aggregates being kept below wall height. A belt conveyor carries materials to overhead storage bins, A spray bar is mounted on the conveyor to control dust from the lightweight aggregate.

The materials stored overhead, are introduced into a weight hopper that is located inside the plant and protected from the wind.

Weighed materials are fed by conveyor into the mixer which has a Mertz baghouse attached to collect dust.

Cement, which is stored in a waterproof silo next to the plant, has a Mertz 250 bag house introduced by Auger into the mixer.

BEFORE material leaves the mixer water is added, and therefore the material leaving the mixer has no dust.

* ADDENDUM TO #0330110-008-AG

Dibble, Dickson

PAGE 10 AD.

From: David Rabold [DavidR@specblockusa.com]
Sent: Friday, May 07, 2010 1:24 PM
To: Dibble, Dickson
Subject: Block USA Defuniak Springs Block Plant 1310011 and Pensacola Block Plant 0330110

Mr. Dibble,


The dust collector attached to the mixer at the Defuniak and Pensacola location are a Mertz 35.

Have a good weekend,

David Rabold
Safety Coordinator
BLOCK USA-Gulf Coast Division
850-549-8338 cell
251-338-0184 secure fax


The information in this email and in any attachments is confidential and may be privileged. If you are not the intended recipient, please destroy this message, delete any copies held on your systems and notify the sender immediately. You should not retain, copy, or use this email for any purpose, and any review or other use of this information by persons or entities other than the intended recipient or any retransmission without the written consent of the sender is expressly prohibited.

BLOCK USA
GULF COAST DIVISION
P.O. BOX 1227
MOBILE, AL 36633



017H15548434
HASLER \$0.680
04/27/2010
Mailed From 36582
US POSTAGE

5500



FEDER RECEIPTS
PO BOX 3070
TALLAHASSEE, FL 32315-3070

UPS Internet Shipping: View/Print Label

1. **Print the label(s):** Select the Print button on the print dialog box that appears. Note: If your browser does not support this function select Print from the File menu to print the label.
2. **Fold the printed label at the solid line below.** Place the label in a UPS Shipping Pouch. If you do not have a pouch, affix the folded label using clear plastic shipping tape over the entire label.

3. GETTING YOUR SHIPMENT TO UPS




Customers without a Daily Pickup


- Schedule a same day or future day Pickup to have a UPS driver pickup all of your Internet Shipping packages.
- Hand the package to any UPS driver in your area.
- Take your package to any location of The UPS Store®, UPS Drop Box, UPS Customer Center, UPS Alliances (Office Depot® or Staples®) or Authorized Shipping Outlet near you. Items sent via UPS Return ServicesSM (including via Ground) are also accepted at Drop Boxes.
- To find the location nearest you, please visit the 'Find Locations' Quick link at ups.com.

Customers with a Daily Pickup

- Your driver will pickup your shipment(s) as usual.

FOLD HERE

<p style="text-align: right;">0.0 LBS LTR 1 OF 1</p> <p>SHIP TO: ATTN: DICK DIBBLE 8509219586 FDEP-DARM 111 S. MAGNOLIA DR. STE 23 AIR GENERAL PERMIT PROGRAM TALLAHASSEE FL 32301-2957</p> <p><small>GINA WALKER 251-443-2047 BLOCK USA FLORIDA DIVISION 4751 HAMILTON BLVD. THEODORE AL 36582</small></p>	<p>FL 323 0-01</p> 	<p>UPS NEXT DAY AIR</p> <p>1</p> <p>TRACKING #: 1Z R56 V43 01 9762 7105</p>		<p style="text-align: center;"><small>UIS 12.0.23</small></p>  <p style="text-align: center;"><small>WNTIER0 03 0A 04/2010</small></p> <p style="text-align: right;"><small>TM</small></p>
<p>BILLING: P/P</p>				



BLOCK USA

Gulf Coast Division

Post Office Box 1227, Mobile, Alabama 36633

