

MAR 18 2009

NONMETALLIC MINERAL PROCESSING PLANTS (CRUSHERS)
AIR GENERAL PERMIT REGISTRATION FORM

Part II. Notification to Permitting Office

(Detach and submit to appropriate permitting office; keep copy onsite)

Instructions: To give notice to the Department of an eligible facility's intent to use this air general permit, the owner or operator of the facility must detach and complete this part of the Air General Permit Registration Form and submit it to the appropriate Department of Environmental Protection or local air pollution control program office which has permitting authority. Please type or print clearly all information, and enclose the appropriate air general permit registration processing fee pursuant to Rule 62-4.050, F.A.C. (\$100 as of the effective date of this form)

0251810-001

Registration Type

Check one:

INITIAL REGISTRATION - Notification of intent to:

- Construct and operate a proposed new facility.
- Operate an existing facility not currently using an air general permit (e.g., a facility proposing to go from an air operation permit to an air general permit).

RE-REGISTRATION (for facilities currently using an air general permit) - Notification of intent to:

- Continue operating the facility after expiration of the current term of air general permit use.
- Continue operating the facility after a change of ownership.
- Make an equipment change requiring re-registration pursuant to Rule 62-210.310(2)(e), F.A.C., or any other change not considered an administrative correction under Rule 62-210.310(2)(d), F.A.C.

Surrender of Existing Air Operation Permit(s) - For Initial Registrations Only

If the facility currently holds one or more air operation permits, such permit(s) must be surrendered by the owner or operator upon the effective date of this air general permit. In such case, check the first box, and indicate the operation permits being surrendered. If no air operation permits are held by the facility, check the second box.

- All existing air operation permits for this facility are hereby surrendered upon the effective date of this air general permit; specifically permit number(s): _____
- No air operation permits currently exist for this facility.

General Facility Information

Facility Owner/Company Name (Name of corporation, agency, or individual owner who or which owns, leases, operates, controls, or supervises the facility.)

Tony Harris / PT Diesel Hauling Inc

Site Name (Name, if any, of the facility site; e.g., Plant A, Metropolis Plant, etc. If more than one facility is owned, a registration form must be completed for each.)

Crushing Force / PT Diesel Crushing

Facility Location (Provide the physical location of the facility, not necessarily the mailing address.)

Street Address: 2990 NW 132 Ter.

City: Opa-locka

County: Dade

Zip Code: 33054

Facility Start-Up Date (Estimated start-up date of proposed new facility.)(N/A for existing facility)

4-1-09

Owner/Authorized Representative

Name and Position Title (Person who, by signing this form below, certifies that the facility is eligible to use this air general permit.)

Print Name and Title:

Tony Harris / President

Owner/Authorized Representative Mailing Address

Organization/Firm: P.T Diesel Hauling Inc

Street Address: 20504 NW 8 Ave

City: Miami

County: Dade

Zip Code: 33169

Owner/Authorized Representative Telephone Numbers

Telephone: 954 914 2401

Fax: 305 770 1163

Cell phone (optional):

100-0181250

Facility Contact (If different from Owner/Authorized Representative)

Name and Position Title (Plant manager or person to be contacted regarding day-to-day operations at the facility.)

Print Name and Title:

Facility Contact Mailing Address

Organization/Firm:

Street Address:

City:

County:

Zip Code:

Facility Contact Telephone Numbers

Telephone:

Fax:

Cell phone (optional):

Owner/Authorized Representative Statement

This statement must be signed and dated by the person named above as owner or authorized representative

I, the undersigned, am the owner or authorized representative of the owner or operator of the facility addressed in this Air General Permit Registration Form. I hereby certify, based on information and belief formed after reasonable inquiry, that the facility addressed in this registration form is eligible for use of this air general permit and that the statements made in this registration form are true, accurate and complete. Further, I agree to operate and maintain the facility described in this registration form so as to comply with all applicable standards for control of air pollutant emissions found in the statutes of the State of Florida and rules of the Department of Environmental Protection and revisions thereof.

I will promptly notify the Department of any changes to the information contained in this registration form.

Tony Harris
Signature

3-15-09
Date

Owner/Authorized Representative

Name and Position Title (Person who, by signing this form below, certifies that the facility is eligible to use this air general permit.)

Print Name and Title:

Tony Harris / President

Owner/Authorized Representative Mailing Address

Organization/Firm: P.T Diesel Hauling INC

Street Address: 20504 NW 8 Ave

City: Miami

County: Dade

Zip Code: 33169

Owner/Authorized Representative Telephone Numbers

Telephone: 954 914 2401

Fax: 305 770 1163

Cell phone (optional):

100-0181250

Facility Contact (If different from Owner/Authorized Representative)

Name and Position Title (Plant manager or person to be contacted regarding day-to-day operations at the facility.)

Print Name and Title:

Facility Contact Mailing Address

Organization/Firm:

Street Address:

City:

County:

Zip Code:

Facility Contact Telephone Numbers

Telephone:

Fax:

Cell phone (optional):

Owner/Authorized Representative Statement

This statement must be signed and dated by the person named above as owner or authorized representative

I, the undersigned, am the owner or authorized representative of the owner or operator of the facility addressed in this Air General Permit Registration Form. I hereby certify, based on information and belief formed after reasonable inquiry, that the facility addressed in this registration form is eligible for use of this air general permit and that the statements made in this registration form are true, accurate and complete. Further, I agree to operate and maintain the facility described in this registration form so as to comply with all applicable standards for control of air pollutant emissions found in the statutes of the State of Florida and rules of the Department of Environmental Protection and revisions thereof.

I will promptly notify the Department of any changes to the information contained in this registration form.

Tony Harris
Signature

3-15-09
Date

Type of Facility

Check one:

Stationary Facility

Relocatable Facility

Type(s) of Precautions Used to Prevent Unconfined Emissions

Check all that apply for the management of roads, parking areas, stock piles and yards:

Maintain Roads/Parking/Yards

Use Water Application

Use Dust Suppressant

Remove Particulate Matter

Reduce Stock Pile Height

Install Wind Breaks

Check the location of spray bars at the nonmetallic mineral processing plant:

Feeders

Entrance to "Crusher"

Exit of "Crusher"

Classifier Screens

Conveyor Drop Points

Description of Reasonable Precautions

Below, or as an attachment to this form, provide details of all types of reasonable precautions to be used to prevent unconfined emissions at the facility.

we will check Trucks before dumping
Concrete, and keep water onsite to
control dust, Building a 6" wall around
facility.

Type of Facility

Check one:

Stationary Facility

Relocatable Facility

Type(s) of Precautions Used to Prevent Unconfined Emissions

Check all that apply for the management of roads, parking areas, stock piles and yards:

Maintain Roads/Parking/Yards
 Remove Particulate Matter

Use Water Application
 Reduce Stock Pile Height

Use Dust Suppressant
 Install Wind Breaks

Check the location of spray bars at the nonmetallic mineral processing plant:

Feeders

Entrance to "Crusher"

Exit of "Crusher"

Classifier Screens

Conveyor Drop Points

Description of Reasonable Precautions

Below, or as an attachment to this form, provide details of all types of reasonable precautions to be used to prevent unconfined emissions at the facility.

we will check Trucks before dumping
concrete, and keep water onsite to
control dust, Building a 6" wall around
facility.

Description of Facility

Below, or as an attachment to this form, provide a description of the nonmetallic mineral processing operations at the facility in sufficient detail to demonstrate the facility's eligibility for use of this air general permit and to provide a basis for tracking any future equipment or process changes at the facility. Describe all air pollutant-emitting processes and equipment at the facility, and identify any air pollution control measures or equipment used.

we will crush concrete with a Kolberg-Pioneer Crusher Model No. CS4233H
Stack Pile crushed concrete keep it watered down to controll dust and move material out ASAP.

Contact Person: Tony Harris 9549142401

3/25/09 - 150 T/hr RATING CAPACITY
PER RAY GORDON/DERM

R. Dibble

POWER SOURCE? -

CATERPILLAR C-7

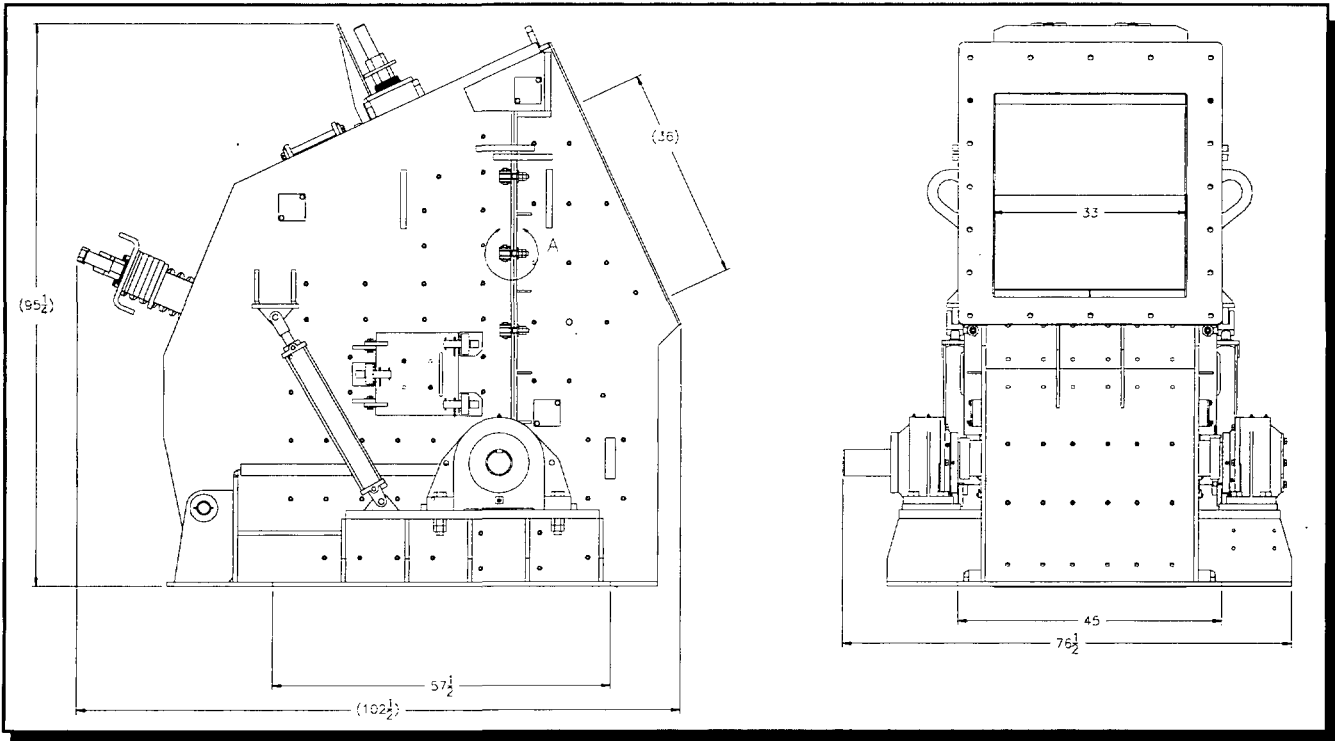
225 hp - per

telecon w/ T. HARRIS, 3/25/09,

3:25pm R. Dibble

Pioneer®

ANDREAS STYLE HORIZONTAL SHAFT IMPACTOR Model 4233 Spec Sheet



CRUSHING HOUSING

Fabricated design of 3/4" plate welded in proper sequence to reduce stress for optimum strength. Rear section of the housing hydraulically opens past center for easy access.

ROTOR

The 3 bar MPR (Maximum Productivity Rotor) design delivers the strength of a solid rotor design with the features of an open rotor design. The rotor is stress relieved.

SHAFT

SAE4150 steel shaft is 7 1/2" dia. at center and precision machined

BEARING

Self-aligning spherical roller bearings (180mm)

LUBRICATION

Grease

NOTE: Specifications are subject to change without notice.

PRIMARY APRON

Adjustable for gradation control with relief for uncrushables. Fabricated with 4" Hardox abrasive resistant steel. Replaceable wear tips at the high wear trailing edge.

SECONDARY APRON

Adjustable for gradation control with relief for uncrushables. Fabricated with 4" Hardox abrasive resistant steel. Replaceable wear tips at the high wear trailing edge.

ADJUSTMENT

Screw type for easy setting of crusher.

CHAMBER LINERS

1 1/4" AR400 abrasive resistant steel

IMPACT BARS

High Chrome or Cast steel blow bars weigh 350 lb each.

CRUSHER DATA:

HSI Feed Opening: 36" H x 33" W (914 mm x 838 mm)

Rotor Dimensions: 42" Dia. x 33" W (1067 mm x 838 mm)

Weight: 23,300 (10,570kg)

RPM: 362-725

FPM: 4000-8000

Recommended HP: 100-150 (electric) 225 (diesel)

Approx. Capacities*: 100-200 tph

Maximum Feed Size:**

24"x24"x12" Recycle

8"-10" Limestone

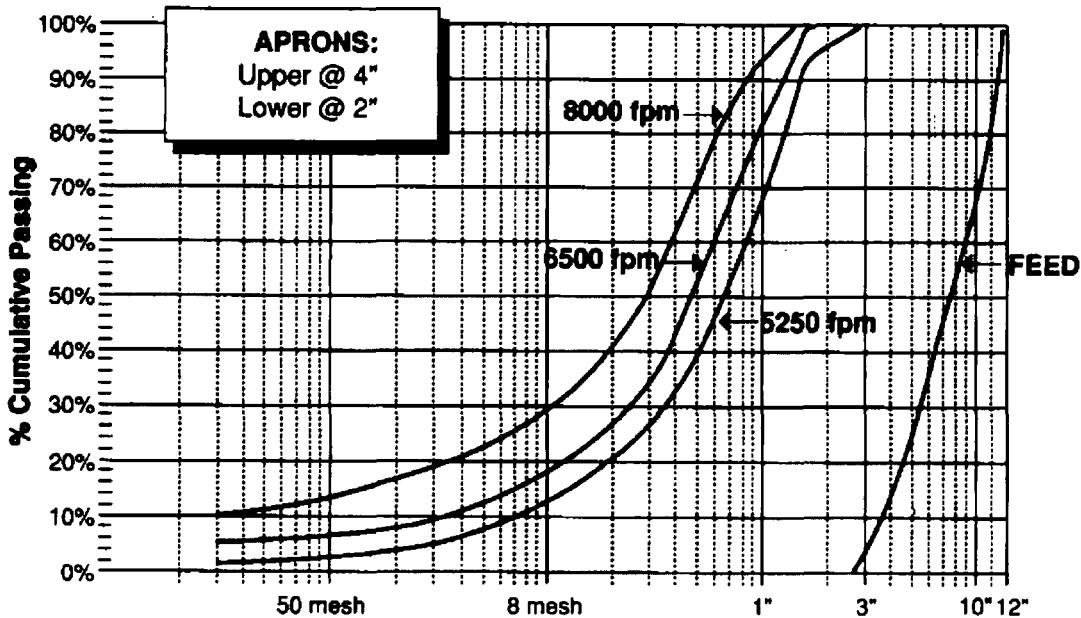
6"-8" Hard Rock

Minimum Apron Setting: Primary 2" -

Secondary 1"

Horizontal Shaft Impact Crusher Gradations

Gradation Control Based on Rotor Tip Speed



* Capacity depends on feed size and gradation, type of material, etc.

** Limestone and hard rock feed sizes are based on secondary applications.

NOTE: Specifications are subject to change without notice.

FOR MORE INFORMATION CALL 1-800-542-9311 AND ASK FOR A PIONEER EQUIPMENT SPECIALIST. YOUR AUTHORIZED DEALER:

KOLBERG-PIONEER, INC.

700 W. 21st Street - P.O. Box 20

Yankton, South Dakota 57078

Phone: (605) 665-8771 - FAX: (605) 665-8858

mail@kolbergpioneer.com - www.kolbergpioneer.com

Because Kolberg-Pioneer, Inc. may use in its catalog & literature, field photographs of its products which may have been modified by the owners, products furnished by Kolberg-Pioneer, Inc. may not necessarily be as illustrated therein. Also continuous design progress makes it necessary that specifications be subject to change without notice. All sales of the products of Kolberg-Pioneer, Inc. are subject to the provisions of its standard warranty. Kolberg-Pioneer, Inc. does not warrant or represent that its products meet any federal, state, or local statutes, codes, ordinances, rules, standards or other regulations, including OSHA and MSHA, covering safety, pollution, electrical wiring, etc. Compliance with these statutes and regulations is the responsibility of the user and will be dependent upon the area and the use to which the product is put by the user. In some photographs, guards may have been removed for illustrative purposes only. This equipment should not be operated without all guards attached in their normal position. Placement of guards and other safety equipment is often dependent upon the area and the use to which the product is put. A safety study should be made by the user of the application, and, if required additional guards, warning signs and other safety devices should be installed by the user, wherever appropriate before operating the products.

Terms And Conditions

Part # 156297-435 FIT 02/09

5495 5150 2005

Definitions On this Airbill "we," "our," "us," and "FedEx" refer to Federal Express Corporation, its employees, and a "you" and "your" refer to the sender, its employees, and a

Agreement To Terms By giving us your package to FedEx you agree to all the terms on this Airbill and in the current FedEx Service Guide, which is available upon request. We also agree to those terms on behalf of any third party who is interested in the package. If there is a conflict between the current FedEx Service Guide and this Airbill, the current FedEx Service Guide will control. No one is authorized to change the terms of our Agreement.

Responsibility For Packaging And Completing Airbill You are responsible for adequately packaging your goods properly, filling out this Airbill. If you omit the number of packages and/or weight per package, our billing will be based on our best estimate of the number of packages we received and/or an estimated "default" weight per package as determined by us.

Responsibility For Payment Even if you give us different payment instructions, you will always be primarily responsible for all delivery costs, as well as any cost we incur in either returning your package to you or warehousing it pending disposition.

Limitations On Our Liability And Liabilities Not Assumed

• Our liability in connection with this shipment is limited to the lesser of your actual damages or \$100, unless you declare a higher value, pay an additional charge, and document your actual loss in a timely manner. You may pay an additional charge for each additional \$100 of declared value. The declared value does not constitute, nor do we provide, cargo liability insurance.


• In any event, we will not be liable for any damage, whether direct, incidental, special, or consequential, in excess of the declared value of a shipment, whether or not FedEx had knowledge that such damages might be incurred, including but not limited to loss of income or profits.

WED - 18 MAR A2
PRIORITY OVERNIGHT

TRK# 8675 0312 2962
0200

32399
FL-US
TLH

XH TLHA



emp# 1801654 17MAR09 19:29

our maximum allowable declared value(s) or the total declared value, whichever is less. You are responsible for providing the actual loss or damage.

Filing A Claim - YOU MUST MAKE ALL CLAIMS IN WRITING and notify us of your claim within strict time limits set out in the current FedEx Service Guide.

You may call our Customer Service department at 1-800-GoFedEx (1-800-463-3339) to report a claim, however, you must still file a timely written claim. We aren't obligated to action any claim until you have paid all transportation charges, and you may not deduct the amount of your claim from those charges.

If the recipient accepts your package without noting any damage on the delivery record, we will assume the package was delivered in good condition. For us to process your claim, you must make the original shipping cartons and packing available for inspection.

Right To Inspect We may, at our option, open and inspect your packages before or after you give them to us to deliver.

Right Of Rejection We reserve the right to reject a shipment when such shipment would be likely to cause delay or damage to other shipments, equipment, or personnel; or if the shipment is prohibited by law, or if the shipment would violate any terms of our Airbill or the current FedEx Service Guide.

C.O.D. Services C.O.D. SERVICE IS NOT AVAILABLE WITH THIS AIRBILL. If C.O.D. Service is required, please use a FedEx C.O.D. Airbill.

Air Transportation Tax Included A federal excise tax when required by the Internal Revenue Code on the air transportation portion of this service, if any, is paid by us.

Money-Back Guarantee In the event of untimely delivery, FedEx will, at your request and with some limitations, refund or credit all transportation charges. See the current FedEx Service Guide for more information.