



Florida Department of Environmental Protection

Bob Martinez Center
2600 Blair Stone Road
Tallahassee, Florida 32399-2400

Charlie Crist
Governor

Jeff Kottkamp
Lt. Governor

Michael W. Sole
Secretary

October 30, 2008

Mr. Sigurd Bo
Environmental Manager
CEMEX Construction Materials Florida, LLC
Lecanto West Ready-Mix Plant
3460 West Pennington Court
Lecanto, Florida 34461

Dear Mr. Bo:


This is to acknowledge that your notification of intent to use the authority of Rule 62-210.310 to operate your facility was received on September 11, 2008. We have assigned ARMS No. 0170010-003 to this facility.

As you know, pursuant to Florida Statutes section 403.814, authority to operate under general permits commences thirty (30) days after receipt of the registration form unless you have been notified by this office that your facility has not shown entitlement to operate pursuant to the rule provisions.

For your information, authority to operate pursuant to Rule 62-210.310 expires after five (5) years. Therefore, a new registration form must be received no later than five (5) years after the date your notice was received as indicated above. If your general permit rule conditions require testing, such testing must be completed within the time frame specified in the rule.

If you have any additional questions, please contact Dickson Dibble at 850/921-9586.

Sincerely,



Sandra F. Veazey, Chief
Bureau of Air Monitoring
and Mobile Sources

SFV/pg

cc: Ms. Danielle Henry, Southwest District

CONCRETE BATCHING PLANT AIR GENERAL PERMIT REGISTRATION FORM

Part II. Notification to Permitting Office

(Detach and submit to appropriate permitting office; keep copy onsite)

Instructions: To give notice to the Department of an eligible facility's intent to use this air general permit, the owner or operator of the facility must detach and complete this part of the Air General Permit Registration Form and submit it to the appropriate Department of Environmental Protection or local air pollution control program office which has permitting authority. Please type or print clearly all information, and enclose the appropriate air general permit registration processing fee pursuant to Rule 62-4.050(4)(o), F.A.C. (\$100 as of the effective date of this form)

Registration Type

Check one:

INITIAL REGISTRATION - Notification of intent to:

- Construct and operate a proposed new facility.
 Operate an existing facility not currently using an air general permit (e.g., a facility proposing to go from an air operation permit to an air general permit).

RE-REGISTRATION (for facilities currently using an air general permit) - Notification of intent to:

- Continue operating the facility after expiration of the current term of air general permit use.
 Continue operating the facility after a change of ownership.
 Make an equipment change requiring re-registration pursuant to Rule 62-210.310(2)(e), F.A.C., or any other change not considered an administrative correction under Rule 62-210.310(2)(d), F.A.C.

0170010-003

Surrender of Existing Air Operation Permit(s) - For Initial Registrations Only

If the facility currently holds one or more air operation permits, such permit(s) must be surrendered by the owner or operator upon the effective date of this air general permit. In such case, check the first box, and indicate the operation permits being surrendered. If no air operation permits are held by the facility, check the second box.

- All existing air operation permits for this facility are hereby surrendered upon the effective date of this air general permit; specifically permit number(s):
 0170010-002-AG
- No air operation permits currently exist for this facility.

General Facility Information

Facility Owner/Company Name (Name of corporation, agency, or individual owner who or which owns, leases, operates, controls, or supervises the facility.)

CEMEX Construction Materials Florida, L.L.C.

Site Name (Name, if any, of the facility site; e.g., Plant A, Metropolis Plant, etc. If more than one facility is owned, a registration form must be completed for each.)

Lecanto West Ready-Mix Plant

Facility Location (Provide the physical location of the facility, not necessarily the mailing address.)

Street Address: 3460 W. Pennington Court

City: Lecanto

County: Citrus

Zip Code: 34461

Facility Start-Up Date (Estimated start-up date of proposed new facility.) (N/A for existing facility)

N/A

DEPARTMENT OF AIR
 POLLUTION CONTROL
 TALLAHASSEE, FLORIDA

RECEIVED
 SEP 15 2008

RECEIVED

2008 SEP 11 PM 2:09

DEPARTMENT OF AIR POLLUTION CONTROL

Owner/Authorized Representative

Name and Position Title (Person who, by signing this form below, certifies that the facility is eligible to use this air general permit.)

Print Name and Title: Sigurd Bo, Environmental Manager - Central Materials Division

Owner/Authorized Representative Mailing Address

Organization/Firm: CEMEX Construction Materials Florida, L.L.C.

Street Address: 3626 Quadrangle Blvd., Suite 200

City: Orlando

County: Orange

Zip Code: 32817

Owner/Authorized Representative Telephone Numbers

Telephone: (407) 841 - 8409

Fax: (407) 841 - 8227

Cell phone (optional): (407) 312-7119

Facility Contact (If different from Owner/Authorized Representative)

Name and Position Title (Plant manager or person to be contacted regarding day-to-day operations at the facility.)

Print Name and Title: SAME AS ABOVE

Facility Contact Mailing Address

Organization/Firm:

Street Address:

City:

County:

Zip Code:

Facility Contact Telephone Numbers

Telephone:

Fax:

Cell phone (optional):

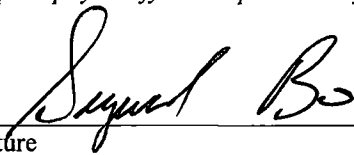
Owner/Authorized Representative Statement

This statement must be signed and dated by the person named above as owner or authorized representative

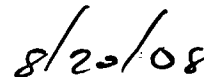
I, the undersigned, am the owner or authorized representative of the owner or operator of the facility addressed in this Air General Permit Registration Form. I hereby certify, based on information and belief formed after reasonable inquiry, that the facility addressed in this registration form is eligible for use of this air general permit and that the statements made in this registration form are true, accurate and complete. Further, I agree to operate and maintain the facility described in this registration form so as to comply with all applicable standards for control of air pollutant emissions found in the statutes of the State of Florida and rules of the Department of Environmental Protection and revisions thereof.

I will promptly notify the Department of any changes to the information contained in this registration form.

Signature



Date



Type of Facility

Check one:

Stationary Facility **Relocatable Facility**

Type(s) of Reasonable Precautions Used to Prevent Unconfined Emissions

Check all precautions to be used for the management of roads, parking areas, stock piles and yards:

<input type="checkbox"/> Pave Roads	<input checked="" type="checkbox"/> Pave Parking Areas	<input checked="" type="checkbox"/> Pave Yards
<input checked="" type="checkbox"/> Maintain Roads/Parking/Yards	<input checked="" type="checkbox"/> Use Water Application	<input type="checkbox"/> Use Dust Suppressant
<input checked="" type="checkbox"/> Remove Particulate Matter	<input checked="" type="checkbox"/> Reduce Stock Pile Height	<input type="checkbox"/> Install Wind Breaks

Check all precautions to be used for the management of drop points to trucks:

<input type="checkbox"/> Spray Bar	<input type="checkbox"/> Chute	<input type="checkbox"/> Enclosure
	<input checked="" type="checkbox"/> Partial enclosure	

Description of Reasonable Precautions

Below, or as an attachment to this form, provide details of all types of reasonable precautions to be used to prevent unconfined emissions at the facility.

CEMEX Construction Materials Florida, L.L.C. takes reasonable precautions to control unconfined emissions from hoppers, storage and conveying equipment, conveyor drop points, truck loading and unloading, roads, parking areas, stock piles and yards as required by Rule 62-296.320(4)(c), F.A.C. The following are the precautions taken at this facility.

Regular sweeping and/or the application of water to the yard is used to control airborne emissions.

Regular removal of particulate matter from roads, paved areas and work areas serves to reduce airborne particulate matter.

The height of stock piles are reduced and the aggregates are continuously sprayed to mitigate wind entrainment of particulate matter.

The loadout area is partially enclosed to prevent emissions at the drop point into the truck.

Description of Facility

Below, or as an attachment to this form, provide a description of the concrete batching plant operations at the facility in sufficient detail to demonstrate the facility's eligibility for use of this air general permit and to provide a basis for tracking any future equipment or process changes at the facility. Describe all air pollutant-emitting processes and equipment at the facility, and identify any air pollution control measures or equipment used.

This facility consists of a ready-mix plant, using cement, flyash, and aggregate materials to produce ready-mix concrete. Dust emissions from this plant are controlled by the following methods.

Emissions generated during pneumatic filling of the cement and flyash silos are controlled by C&W CP305 baghouses.

Emissions generated from the batching/truck loading operation are controlled by a shroud and a CON-E-CO Model V120-1000-15 Central dust collector.

Emission Units (EU'S) are as follows:

Cement Silo:	Point ID No: 03
Flyash Silo:	Point ID No: 04
Truck Loadout:	Point ID No: 05

Cashlisting: 70864 Cashlist Area: 3755 Description: DIV OF AIR RESOURCES MGMT.
 Deposit No: 291139 Date Deposited: 09/11/2008 Contact: E. WALKER

Object	Transmittal	Dep DDN	Receipt Number	Pre-Numbered Receipt	Name	Check Number	Payment Amount	Reference Account	Payment Number	Remittance Number	Fund	Grant
002272	50442		636775		RINKER MATERIALS	21738206	\$100.00	174512	899458	795761	PFTF	
	50442		636775		RINKER MATERIALS	21738206	\$100.00	174513	899459	795761	PFTF	
	50442		636775		RINKER MATERIALS	21738206	\$100.00	174514	899460	795761	PFTF	
	50442		636775		RINKER MATERIALS	21738206	\$100.00	174515	899461	795761	PFTF	
	50442		636775		RINKER MATERIALS	21738206	\$100.00	174516	899462	795761	PFTF	
	50442		636775		RINKER MATERIALS	21738206	\$100.00	174517	899463	795761	PFTF	
	50442		636775		RINKER MATERIALS	21738206	\$100.00	174518	899464	795761	PFTF	
	50442		636775		RINKER MATERIALS	21738206	\$100.00	174519	899465	795761	PFTF	
	50442		636775		RINKER MATERIALS	21738206	\$100.00	174520	899466	795761	PFTF	
	50442		636775		RINKER MATERIALS	21738206	\$100.00	174521	899467	795761	PFTF	
	50442		636775		RINKER MATERIALS	21738206	\$100.00	174522	899468	795761	PFTF	
	50442		636775		RINKER MATERIALS	21738206	\$100.00	174523	899469	795761	PFTF	
	50442		636775		RINKER MATERIALS	21738206	\$100.00	174524	899470	795761	PFTF	
	50442		636775		RINKER MATERIALS	21738206	\$100.00	174525	899471	795761	PFTF	
	50442		636775		RINKER MATERIALS	21738206	\$100.00	174526	899472	795761	PFTF	
	50442		636775		RINKER MATERIALS	21738206	\$100.00	174527	899473	795761	PFTF	
	50442		636775		RINKER MATERIALS	21738206	\$100.00	174528	899474	795761	PFTF	
	50442	PRB	636775		RINKER MATERIALS	21738206	\$100.00	174529	899475	795761	PFTF	
	50442		636775		RINKER MATERIALS	21738206	\$100.00	174530	899476	795761	PFTF	
	50442		636775		RINKER MATERIALS	21738206	\$100.00	174531	899477	795761	PFTF	
	50442		636775		RINKER MATERIALS	21738206	\$100.00	174532	899478	795761	PFTF	
	50442		636775		RINKER MATERIALS	21738206	\$100.00	174533	899479	795761	PFTF	
	50442		636775		RINKER MATERIALS	21738206	\$100.00	174534	899480	795761	PFTF	
96 -	50442		636775		RINKER MATERIALS	21738206	\$100.00	174535	899481	795761	PFTF	

0170010-003
 10/2/2008-CLB