



# Florida Department of Environmental Protection

Bob Martinez Center  
2600 Blair Stone Road  
Tallahassee, Florida 32399-2400

Charlie Crist  
Governor

Jeff Kottkamp  
Lt. Governor

Michael W. Sole  
Secretary

October 30, 2008

Mr. Sigurd Bo  
Environmental Manager  
CEMEX Construction Materials Florida, LLC  
Titusville Ready-Mix Plant  
511 Garden Street  
Titusville, Florida 32796

Dear Mr. Bo:


This is to acknowledge that your notification of intent to use the authority of Rule 62-210.310 to operate your facility was received on September 11, 2008. We have assigned ARMS No. 0090031-004 to this facility.

As you know, pursuant to Florida Statutes section 403.814, authority to operate under general permits commences thirty (30) days after receipt of the registration form unless you have been notified by this office that your facility has not shown entitlement to operate pursuant to the rule provisions.

For your information, authority to operate pursuant to Rule 62-210.310 expires after five (5) years. Therefore, a new registration form must be received no later than five (5) years after the date your notice was received as indicated above. If your general permit rule conditions require testing, such testing must be completed within the time frame specified in the rule.

If you have any additional questions, please contact Dickson Dibble at 850/921-9586.

Sincerely,



Sandra F. Veazey, Chief  
Bureau of Air Monitoring  
and Mobile Sources

SFV/pg

cc: Ms. Caroline Shine, Central District

**CONCRETE BATCHING PLANT  
AIR GENERAL PERMIT REGISTRATION FORM**

**Part II. Notification to Permitting Office**

(Detach and submit to appropriate permitting office; keep copy onsite)

RECEIVED  
 SEP 15 2008  
 DEPARTMENT OF AIR MONITORING & MOBILE SOURCE REGULATION

**Instructions:** To give notice to the Department of an eligible facility's intent to use this air general permit, the owner or operator of the facility must detach and complete this part of the Air General Permit Registration Form and submit it to the appropriate Department of Environmental Protection or local air pollution control program office which has permitting authority. Please type or print clearly all information, and enclose the appropriate air general permit registration processing fee pursuant to Rule 62-4.050(4)(o), F.A.C. (\$100 as of the effective date of this form)

**0090031-004**

**Registration Type**

Check one:

**INITIAL REGISTRATION** - Notification of intent to:

- Construct and operate a proposed new facility.
- Operate an existing facility not currently using an air general permit (e.g., a facility proposing to go from an air operation permit to an air general permit).

**RE-REGISTRATION** (for facilities currently using an air general permit) - Notification of intent to:

- Continue operating the facility after expiration of the current term of air general permit use.
- Continue operating the facility after a change of ownership.
- Make an equipment change requiring re-registration pursuant to Rule 62-210.310(2)(e), F.A.C., or any other change not considered an administrative correction under Rule 62-210.310(2)(d), F.A.C.

**Surrender of Existing Air Operation Permit(s) - For Initial Registrations Only**

If the facility currently holds one or more air operation permits, such permit(s) must be surrendered by the owner or operator upon the effective date of this air general permit. In such case, check the first box, and indicate the operation permits being surrendered. If no air operation permits are held by the facility, check the second box.

- All existing air operation permits for this facility are hereby surrendered upon the effective date of this air general permit; specifically permit number(s):  
0090031-003-AG
- No air operation permits currently exist for this facility.

**General Facility Information**

**Facility Owner/Company Name** (Name of corporation, agency, or individual owner who or which owns, leases, operates, controls, or supervises the facility.)

CEMEX Construction Materials Florida, L.L.C.

**Site Name** (Name, if any, of the facility site; e.g., Plant A, Metropolis Plant, etc. If more than one facility is owned, a registration form must be completed for each.)

Titusville Ready-Mix Plant

**Facility Location** (Provide the physical location of the facility, not necessarily the mailing address.)

Street Address: 511 Garden Street

City: Titusville

County: Brevard

Zip Code: 32796

**Facility Start-Up Date** (Estimated start-up date of proposed new facility.) (N/A for existing facility)

N/A

**Owner/Authorized Representative**

Name and Position Title (Person who, by signing this form below, certifies that the facility is eligible to use this air general permit.)

Print Name and Title: Sigurd Bo, Environmental Manager - Central Materials Division

Owner/Authorized Representative Mailing Address

Organization/Firm:CEMEX Construction Materials Florida, L.L.C.

Street Address:3626 Quadrangle Blvd., Suite 200

City:Orlando

County:Orange

Zip Code:32817

Owner/Authorized Representative Telephone Numbers

Telephone:(407) 841 - 8409

Fax:(407) 841 - 8227

Cell phone (optional):(407) 312-7119

**Facility Contact (If different from Owner/Authorized Representative)**

Name and Position Title (Plant manager or person to be contacted regarding day-to-day operations at the facility.)

Print Name and Title: SAME AS ABOVE

Facility Contact Mailing Address

Organization/Firm:

Street Address:

City:

County:

Zip Code:

Facility Contact Telephone Numbers

Telephone:

Fax:

Cell phone (optional):


**Owner/Authorized Representative Statement**

This statement must be signed and dated by the person named above as owner or authorized representative

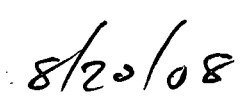
*I, the undersigned, am the owner or authorized representative of the owner or operator of the facility addressed in this Air General Permit Registration Form. I hereby certify, based on information and belief formed after reasonable inquiry, that the facility addressed in this registration form is eligible for use of this air general permit and that the statements made in this registration form are true, accurate and complete. Further, I agree to operate and maintain the facility described in this registration form so as to comply with all applicable standards for control of air pollutant emissions found in the statutes of the State of Florida and rules of the Department of Environmental Protection and revisions thereof.*

*I will promptly notify the Department of any changes to the information contained in this registration form.*

Signature



Date



**Type of Facility**

Check one:

Stationary Facility

Relocatable Facility

**Type(s) of Reasonable Precautions Used to Prevent Unconfined Emissions**

Check all precautions to be used for the management of roads, parking areas, stock piles and yards:

**Pave Roads**

**Pave Parking Areas**

**Pave Yards**

**Maintain Roads/Parking/Yards**

**Use Water Application**

**Use Dust Suppressant**

**Remove Particulate Matter**

**Reduce Stock Pile Height**

**Install Wind Breaks**

Check all precautions to be used for the management of drop points to trucks:

**Spray Bar**

**Chute**

**Enclosure**

**Partial enclosure**

**Description of Reasonable Precautions**

Below, or as an attachment to this form, provide details of all types of reasonable precautions to be used to prevent unconfined emissions at the facility.

CEMEX Construction Materials Florida, L.L.C. takes reasonable precautions to control unconfined emissions from hoppers, storage and conveying equipment, conveyor drop points, truck loading and unloading, roads, parking areas, stock piles and yards as required by Rule 62-296.320(4)(c), F.A.C. The following are the precautions taken at this facility.

Regular sweeping and/or the application of water to the yard is used to control airborne emissions.

Regular removal of particulate matter from roads, paved areas and work areas serves to reduce airborne particulate matter.

The height of stock piles are reduced and the aggregates are continuously sprayed to mitigate wind entrainment of particulate matter.

The loadout area is partially enclosed to prevent emissions at the drop point into the truck.

**Description of Facility**

Below, or as an attachment to this form, provide a description of the concrete batching plant operations at the facility in sufficient detail to demonstrate the facility's eligibility for use of this air general permit and to provide a basis for tracking any future equipment or process changes at the facility. Describe all air pollutant-emitting processes and equipment at the facility, and identify any air pollution control measures or equipment used.

This facility consists of a ready-mix plant, using cement, flyash, slag and aggregate materials to produce ready-mix concrete. Dust emissions from this plant are controlled by the following methods.

Emissions generated during pneumatic filling of the cement silos are controlled by C&W CP305 baghouses.

Emissions generated during the pneumatic filling of the flyash / slag silo is controlled by a Merts Model 250 baghouse.

Emissions generated from the batching/truck loading operation are controlled by a shroud and a APPCO Model 60-7000 Central dust collector. This collector also controls the emmissions generated during the weighing of cement, flysh, and slag.

Emission Units (EU'S) are as follows:

- |                                 |                 |
|---------------------------------|-----------------|
| ✓ Cement Silo Compartment 1:    | Point ID No: 01 |
| ✓ Cement Silo Compartment 2:    | Point ID No: 02 |
| ✓ Flyash / Slag Silo:           | Point ID No: 03 |
| ✓ Weigh Hopper & Truck Loadout: | Point ID No: 04 |

**Description of Facility**

Below, or as an attachment to this form, provide a description of the concrete batching plant operations at the facility in sufficient detail to demonstrate the facility's eligibility for use of this air general permit and to provide a basis for tracking any future equipment or process changes at the facility. Describe all air pollutant-emitting processes and equipment at the facility, and identify any air pollution control measures or equipment used.

This facility consists of a ready-mix plant, using cement, flyash, slag and aggregate materials to produce ready-mix concrete. Dust emissions from this plant are controlled by the following methods.

Emissions generated during pneumatic filling of the cement silos are controlled by C&W CP305 baghouses.

Emissions generated during the pneumatic filling of the flyash / slag silo is controlled by a Merts Model 250 baghouse.

Emissions generated from the batching/truck loading operation are controlled by a shroud and a APPCO Model 60-7000 Central dust collector. This collector also controls the emmissions generated during the weighing of cement, flysh, and slag.

Emission Units (EU'S) are as follows:

- |                                 |                 |
|---------------------------------|-----------------|
| ✓ Cement Silo Compartment 1:    | Point ID No: 01 |
| ✓ Cement Silo Compartment 2:    | Point ID No: 02 |
| ✓ Flyash / Slag Silo:           | Point ID No: 03 |
| ✓ Weigh Hopper & Truck Loadout: | Point ID No: 04 |

**Florida Department of Environmental Protection  
Cash Receiving Application (CRA)  
Cashlisting by Deposit #: 291139 thru 291139  
Printed: 9/12/2008 9:53:55 AM - Page 16**

Cashlisting: **70864** Cashlist Area: **3755** Description: **DIV OF AIR RESOURCES MGMT.**  
 Deposit No: **291139** Date Deposited: **09/11/2008** Contact: **E. WALKER**

Object	Transmittal	Dep DDN	Receipt Number	Pre-Numbered Receipt	Name	Check Number	Payment Amount	Reference Account	Payment Number	Remittance Number	Fund	Grant
002272	50442		636775		RINKER MATERIALS	21738206	\$100.00	174536	899482	795761	PFTF	
	50442		636775		RINKER MATERIALS	21738206	\$100.00	174537	899483	795761	PFTF	
	50442		636775		RINKER MATERIALS	21738206	\$100.00	174538	899484	795761	PFTF	
	50442		636775		RINKER MATERIALS	21738206	\$100.00	174539	899485	795761	PFTF	
	50442		636775		RINKER MATERIALS	21738206	\$100.00	174540	899486	795761	PFTF	
	50442		636775		RINKER MATERIALS	21738206	\$100.00	174541	899487	795761	PFTF	
	50442		636775		RINKER MATERIALS	21738206	\$100.00	174542	899488	795761	PFTF	
	50442		636775		RINKER MATERIALS	21738206	\$100.00	174543	899489	795761	PFTF	
	50442		636775		RINKER MATERIALS	21738206	\$100.00	174544	899490	795761	PFTF	
	50442		636775		RINKER MATERIALS	21738206	\$100.00	174545	899491	795761	PFTF	
	50442		636775		RINKER MATERIALS	21738206	\$100.00	174546	899492	795761	PFTF	
	50442		636775		RINKER MATERIALS	21738206	\$100.00	174547	899493	795761	PFTF	
	50442		636775		RINKER MATERIALS	21738206	\$100.00	174548	899494	795761	PFTF	
	50442	PRY	636775		RINKER MATERIALS	21738206	\$100.00	174549	899495	795761	PFTF	
	50442		636775		RINKER MATERIALS	21738206	\$100.00	174550	899496	795761	PFTF	
	50442		636775		RINKER MATERIALS	21738206	\$100.00	174551	899497	795761	PFTF	
	50442		636775		RINKER MATERIALS	21738206	\$100.00	174552	899498	795761	PFTF	
	50442		636775		RINKER MATERIALS	21738206	\$100.00	174553	899499	795761	PFTF	
	50442		636775		RINKER MATERIALS	21738206	\$100.00	174554	899500	795761	PFTF	
	50442		636775		RINKER MATERIALS	21738206	\$100.00	174555	899501	795761	PFTF	
	50442		636775		RINKER MATERIALS	21738206	\$100.00	174556	899502	795761	PFTF	
	50442		636775		RINKER MATERIALS	21738206	\$100.00	174557	899503	795761	PFTF	
	50442		636775		RINKER MATERIALS	21738206	\$100.00	174558	899504	795761	PFTF	
120-	50442		636775		RINKER MATERIALS	21738206	\$100.00	174559	899505	795761	PFTF	

*0090031-004  
10/6/2008 CEP*