

Emission Unit #5 Truck Load Out
Recovery System Plant #2-North Plant




Plant #2-North Plant





Emission Unit #6 Batcher Vent
Dust Collector---Plant #2-North




Emission Unit #2 Cement
Silo with Baghouse Plant #1-
South Plant

Emission Unit #1 Cement Silo with
Baghouse Plant #1-South Plant



Emission Unit #6 bottom tower opening - Plant #2-North Plant






Emission Unit #6 Batcher Vent
Dust Collector tower opening---
Plant #2-North Plant



Emission Unit #6 middle and top tower openings - Plant #2-North



Emission Unit #6 middle and top tower openings - Plant #2-North Plant



Emission Unit #6 and top tower openings - Plant #2-North Plant



Plant #1 - South Plant



Emission Unit #2 Cement Silo with Baghouse Plant #1-South Plant


Emission Unit #1 Cement Silo with Baghouse Plant #1-South Plant

Emission Unit #3 Batcher
Vent with Dust Collector
Plant #1-South Plant



Emission Unit #3 Batcher
Vent with Dust Collector
Plant #1-South Plant





Emission Unit #3 Batcher
Vent with Dust Collector
Plant #1-South Plant

Emission Unit #4 Truck
Load Out Recovery System
--Plant #1-South Plant



Plant #1 - South Plant