

# EPA VISIBLE EMISSION OBSERVATION FORM 1

Method Used (Circle One)  
 (Method 9) 203A 203B Other: \_\_\_\_\_

Form Number \_\_\_\_\_ Page 1 of 1  
 Continued on VEO Form Number \_\_\_\_\_

Company Name  
Highlands Crematory

Facility Name  
Stephenson-Nelson Funeral Home + Crem

Street Address  
111 East Circle Street

City  
Avon Park State  
FL Zip  
33870

Process  
Cremation Unit # \_\_\_\_\_ Operating Mode  
97lbs

Control Equipment  
Asterburner Operating Mode  
1775 °F

Describe Emission Point  
Circular stack at the northern end of the funeral home

Height of Emiss. Pt.  
Start 50' End 50' Height of Emiss. Pt. Rel. to Observer  
Start 50' End 50'

Distance to Emiss. Pt. (Degrees)  
Start 200' End 200' Direction to Emiss. Pt. (Degrees)  
Start 300' End 300'

Vertical Angle to Obs. Pt.  
Start 6° End 6° Direction to Obs. Pt. (Degrees)  
Start 300' End 300'

Distance and Direction to Observation Point from Emission Point  
Start 0 End 0

Describe Emissions  
Start NONE End NONE

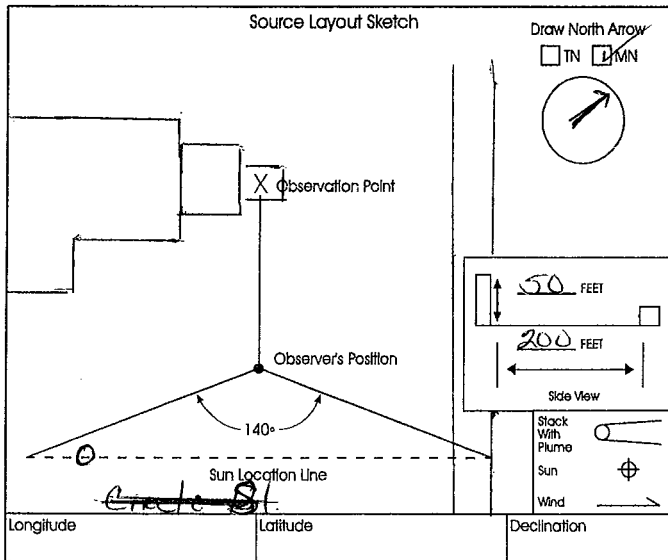
Emission Color  
Start N/A End N/A Water Droplet Plume  
Attached  Detached  None

Describe Plume Background  
Start Sky End Sky

Background Color  
Start Blue End Blue Sky Conditions  
Start Clear End Clear

Wind Speed  
Start 0-3 mph End 0-3 mph Wind Direction  
Start E End E

Ambient Temp.  
Start 68°F End 68°F Wet Bulb Temp. \_\_\_\_\_ RH Percent \_\_\_\_\_



Sec Min	Time Zone				Comments
	0	15	30	45	
1	○	○	○	○	
2	○	○	○	○	
3	○	○	○	○	
4	○	○	○	○	
5	○	○	○	○	
6	○	○	○	○	
7	○	○	○	○	
8	○	○	○	○	
9	○	○	○	○	
10	○	○	○	○	
11	○	○	○	○	
12	○	○	○	○	
13	○	○	○	○	
14	○	○	○	○	
15	○	○	○	○	
16	○	○	○	○	
17	○	○	○	○	
18	○	○	○	○	
19	○	○	○	○	
20	○	○	○	○	
21	○	○	○	○	
22	○	○	○	○	
23	○	○	○	○	
24	○	○	○	○	
25	○	○	○	○	
26	○	○	○	○	
27	○	○	○	○	
28	○	○	○	○	
29	○	○	○	○	
30	○	○	○	○	Stop to check temp on main records

Observer's Name (Print)  
Sherrell Colliver

Observer's Signature \_\_\_\_\_ Date \_\_\_\_\_

Organization \_\_\_\_\_

Certified By \_\_\_\_\_ Date \_\_\_\_\_

# Stephenson-Nelson Funeral Home & Crematory

111 East Circle Street, Avon Park, Florida 33825  
Phone # (863) 453-3101 \* Fax # (863) 453-4562

To: Sherrill Culliver

Fax Number: 239-332-6969

Note: ~~setup~~ Startup - Shut Down  
Malfunction Manual First Page &  
Table of Contents - Receipt for  
New Time & Temp Recorder

From: Stephenson-Nelson Funeral Home &  
Crematory

Number of pages (including cover sheet) 4

Please confirm receiving fax:  Yes  No

*Independently Owned & Operated*  
*Chris T. Nelson, LFD & Owner*



# OPERATING AND MAINTENANCE MANUAL

## POWER-PAK II ULTRA MODEL IE43-PPII



Industrial Equipment & Engineering Co.

© 1999



Nov. 15. 2010 11:02AM

STEPHENSON NELSON FUNERAL HOME

No. 0154ge 1. 1



Matthews Cremation Division

2045 Sprint Blvd

Apopka, FL 32703

USA

Phone: 1-407-886-5533

Fax: 1-407-886-5990

Internet: <http://www.matthewscrematiodivision.com/>

CREMATION

# Invoice

*Pol  
12-5-09  
CK # 2403  
1006-82*

STEPHENSON-NELSON FH  
P O BOX 193  
SEBRING FL 33870

STEPHENSON-NELSON FH  
111 E CIRCLE ST  
AVON PARK FL 33825

Invoice No.	90024700
Invoice Date	11/20/2009
Delivery No.	80022211
Delivery Date	11/18/2009
Ref Sales Order No.	21993
Ref Sales Order Date	11/17/2009
Customer PO No.	Craig/chart recorder
Customer No.	1003352
Trip No	
Term of Payment	Net due in 30 days
Incoterm	FOB OUR DOCK
Tracking Number	011384032543213
Shipping Type	FEDEX GROUND

10	10000142	RECORDER,1- PEN,PARTLOW,MRC5100001 PLEASE BRING TO SERVICE DEPARTMENT FOR PROGRAMMING	1.000 EA	935.00	935.00
<b>Freight</b>					6.37
<b>State Level Tax</b>					58.10
<b>County Level Tax</b>					9.35
<b>Total Before Tax</b>					941.37
<b>Total Tax</b>					65.45
<b>Total Amount (USD)</b>					1,006.82


No goods may be returned for credit without our written permission. 15% restocking fee. No Discounts on Shipping is permitted.



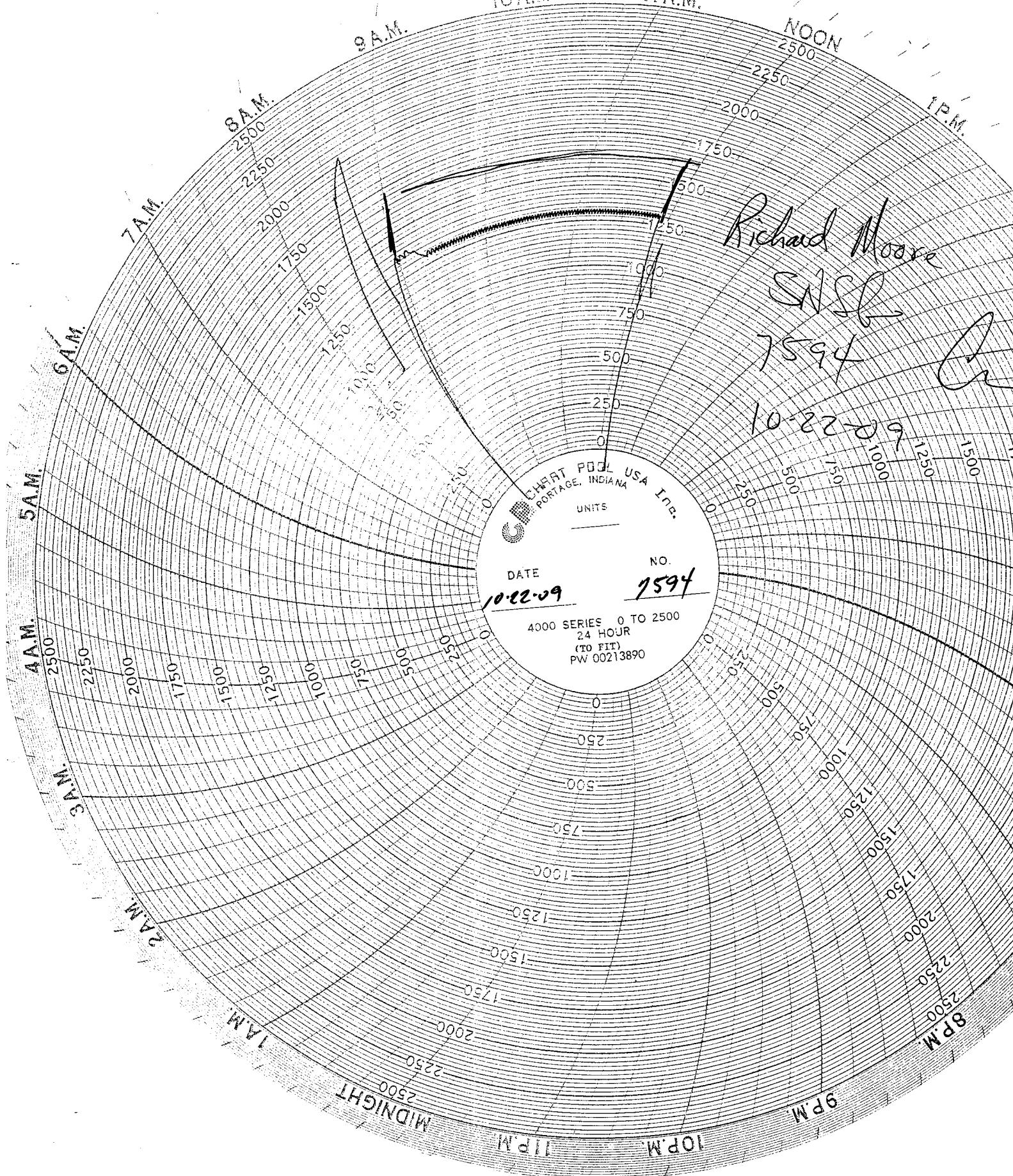
## TABLE OF CONTENTS

<u>Subject</u>	<u>Page(s)</u>
Warranty / External Care and Cleaning .....	1-2
Operating Panel .....	3-6
<i>Drawing / Power On-Off Switch / Safe Run Light / Door Closed Light / Master Cycle Timer / Pollution Control On-Off Switch / Blower On Push Button / Door Up Push Button / Pollution Alarm Light / Blower Off Push Button / Door Down Push Button / Afterburner Timer / Afterburner On Light / Temperature Control Light / Afterburner Reset Light / Cremation Burner Reset Light / Ignition Burner Delay Timer / Ignition Burner On Light / Cremation Burner Delay Timer / Cremation Burner On Light / Throat Air Timer / Throat Air Off Light / Hearth Air Delay Timer / Hearth Air Light</i>	
Control Cabinet .....	7-9
<i>Drawing / Blower &amp; Hydraulic Pump Motor Starters / Step-Down Transformer / Afterburner &amp; Cremation Burner Combustion Controls / Hours Timer / Minutes Timer / "Blower On" Holding Relay / Temperature Control Relay / Voltage Tester / Ground Lug / Terminal Strip / Panduit / Hydraulic Motor / UDC Temperature Controller / One- or Two-Pen Recorder</i>	
Top of Cremator .....	10-13
<i>Drawing / Cremation Burner / Afterburner / Electric Gas Valves / Manual Orifice Valves / 2" FIP Gas Connection / Blower / Throat Air Actuator &amp; Valve / Hearth Air Actuator &amp; Valve / Air Proving Switch / 6 x 6 Electrical Boxes / Ignition Transformers / Thermocouples / Pollution Control System (PCS) / Burner Off Switch / Door Stop Switch</i>	
Refractory .....	14-15
<i>Brick and Castables / Cross-Section Drawing</i>	
Operation of the Equipment .....	16-19
<i>Cremation Loading Procedures / Drawing / General Operating Instructions / Cremation Procedures: Visual Inspections / Repositioning During the Cremation Cycle / Cool Down Before Removal / Clean-Out / Cool Down Between Successive Cremations / Preheat for Successive Cremations / Pacemakers</i>	
Detailed Operating Instructions .....	20-21
<i>Different Casket Types / Special Instructions for Cremating Obese Cases</i>	
After the Cremation .....	22-23
<i>Removal of Cremated Remains / Processing the Cremated Remains / Packaging Remains &amp; Shipping</i>	
Maintenance of the Equipment .....	24-25
<i>Quarterly Maintenance: Clean Spark Plugs / Clean Flame Detectors / Clean &amp; Adjust Pollution Control System / Inspect Door System / Annual Maintenance: Clean Blower / Lubricate Blower Motor / Inspect Refractory</i>	
Troubleshooting Procedures .....	26-27
<i>Blower / Burners / Thermocouple(s)</i>	
Crematory Records, Forms and Files .....	28-29
Cremator Parts List .....	30





4000 SERIES 0 TO 2500  
 (70 #17) PW 00213890  
 DATE 10-22-09  
 NO. 2595  
 UNITS  
 CREDIT FUND USA Inc.  
 PORTAGE, INDIANA



9 A.M.

10 A.M.

11 A.M.

NOON  
2500

1 P.M.

8 A.M.  
2500

7 A.M.

6 A.M.

5 A.M.

4 A.M.  
2500

3 A.M.

2 A.M.

1 A.M.

MIDNIGHT  
2500

11 P.M.

10 P.M.

9 P.M.


8 P.M.  
2500

Richard Moore

SNSG

7594

10-22-09

 CHART PENCIL USA INC.  
PORTAGE, INDIANA  
UNITS

DATE 10-22-09 NO. 7594

4000 SERIES 0 TO 2500  
24 HOUR  
(TO FIT)  
PW 00213890