Pensacola P.O.C., Inc.

109 South Second Street, Pensacola, FL 32507 Phone (850) 456-4406
Email: ppoc@bellsouth.net FAX (850) 456-4403
Environmental Permitting and Testing

---

16 June 2006

Ms. Sandra F. Veazey
Air Program Administrator
Department of Environmental Protection
160 Governmental Center
Pensacola, FL 32502-5794

RE: **Bell Signs, Inc.**
Panama City, FL
0050089

Dear Ms. Veazey,

Enclosed are four copies of an operation application for subject sign painting facility along with a check payable to DEP for $1,000.00. Visible emissions results are included with the application.

If you have any questions, please give me a call.

Sincerely,

K. C. Sviglin, P.E.

enclosures

cc: Bell Signs – Frank Voelker
file

RECEIVED
JUN 21 2006
NORTHWEST FLORIDA
DEP

Permitting Application - Events

Events Scheduled 85 of 90

AIRS ID: 0050089 Site Name: BELL SIGNS INC

Permit #: Type/Subtype: AO ~~2K~~ 2C Received: 06/21/2006

Project #: 002 Project Name: (BELL SIGNS INC)

Receive Request: Done

Event	Begin Date	Period	Due Date	Rmn	Status	End Date
Receive Request	06/21/2006	1	06/22/2006		Done	06/21/2006
Fee Verification	06/21/2006	2	06/23/2006		Excessive Fee	06/23/2006
Completeness Review	06/21/2006	30	07/21/2006	24	Pending	
Fee refund greater than $200.00	06/23/2006	1	06/24/2006	-3	Pending	

Ben – Please initiate a refund of $250.00 to Bell Signs. Correct fee is $750.00 for an AO 2C

Thanks, MaryBeth

Cash Receiving Application - Collection Point Log Remittance

CL AREA NWD

CRAF006A

Logged Total $16,850.00

Collection Point Log Remittance

Remittance ID 604023 Type * CP Received Date * 06/21/2006 Status RECEIVED

System Receipt 547871 PNR Check # * 9103 Amount * 1,000.00

SSN/FEID Name * BELL SIGNS INC

First Middle Title Suffix

Address1 1200 BELL AVE

Address2

City PANAMA CITY ST FL Zip 32401

Country Short Comments 0050089002 - MBC

PAYMENT(S)

Payment ID	Distribution CL Area	Object Code/Description		Payment Amount	Reference#	Appl	Fund *	Status
758314	NWD	002223	AIR OPERATE	$1,000.00	0050089002	ARM	PFTF	COMPLETE

COMMIT FREQUENTLY $1,000.00 Payment Total

Florida Department of Environmental Protection
Division of Air Resources Management
Application for Air Permit - Non-Title V Source
Operation Application

June 2006

Bell Signs, Inc.

Panama City, FL

Table of Contents

Introduction
Emissions Calculations
Application
Doc. "A" – Area Map
Doc. "B" – Facility Plot Plan
Doc. "C" — Precautions to Prevent Emissions of Unconfined PM
Doc. "D" – Detail Description of Control Equipment
Doc. "E" – Compliance Test Reports

Prepared by:
Pensacola P.O.C., Inc.
109 South Second Street
Pensacola, FL 32507

Copies to:
Bell Signs, Inc. - F. Voelker
DEP, - S. Veazey - (4 copies))
file

Bell Signs
Panama City, FL
June 2006

Introduction

Facility currently operates under DEP construction Permit 0050089-001-AC.

It was inspected on June 2006 and no changes were found to differentiate it from description given in construction permit application.

Method(s) to be used in facility operation to make sure it stays within DEP Operation Permit limits are described in attached Environmental Compliance Plan (ECP).

Visible emissions tests were conducted on all five paint booths and originals of tests are attached.

The purpose of this application is to obtain DEP Operation Permit.

Material	Gals Used in 05	VOC %W	VOC Density	VOC Lb/yr	HAPS Total %W	HAPS Lb/yr	
Wash Primer	167	0.7175	7.9	946.60	0.43	567.30	Used incorrect percentage for HAPS
Wash Primer Activator	162	0.9777	6.86	1086.54	0.86	955.74	Used incorrect percentage for HAPS
Clear Topcoat	12	1	7.15	85.80	0.118	10.12	Used solvent density to calculate VOC and HAPS
2.8 High Build Primer (62-1632)	5	1	6.9	34.50	0.03	1.04	Used solvent density to calculate VOC and HAPS
2.8 High Build Primer	11	1	6.9	75.90	0.03	2.28	Used solvent density to calculate VOC and HAPS
2.8 Primer Activator	4	1	7.55	30.20	0.002	0.06	Used solvent density to calculate VOC and HAPS
Clear Activator	2.75	1	7.5	20.63	0.044	0.91	Used solvent density to calculate VOC and HAPS
Topcoat Activator	215	1	7.29	1567.35	0.002	3.13	Used solvent density to calculate VOC and HAPS
Accelerator	5	1	8.12	40.60	0	0.00	Used solvent density to calculate VOC
Flattening Clear	1	1	6.82	6.82	0.046	0.31	Used solvent density to calculate VOC and HAPS
Rolling Additive	4	1	7.22	28.88	0.98	28.30	Used solvent density to calculate VOC and HAPS
Metalok Primer	2	1	7.05	14.10	0.202	2.85	Used solvent density to calculate VOC and HAPS
Metalok Activator	2	1	6.78	13.56	0.27	3.66	Used solvent density to calculate VOC and HAPS
LEW	97	0.51	9.8	484.81	0	0.00	
Solvent Based Adhesion	10	0.75	7.51	56.33	0.964	72.40	Used solvent density to calculate VOC and HAPS
3.5HG Tint	2	1	7.18	14.36	0.026	0.37	Used solvent density to calculate VOC and HAPS
3.5HGTint (713P)	8	1	7.5	60.00	0.065	3.90	Used solvent density to calculate VOC and HAPS
3.5 HG Tint (714P)	4	1	8.25	33.00	0.019	0.63	Used solvent density to calculate VOC and HAPS
3.5 HG Tint (715P)	2	1	7.47	14.94	0.13	1.94	Used solvent density to calculate VOC and HAPS
3.5 HG Tint (717P)	26	1	6.79	176.54	0	0.00	Used solvent density to calculate VOC
3.5 HG Tint (718P)	6	1	7	42.00	0.049	2.06	Used solvent density to calculate VOC and HAPS
3.5 HG Tint (719P)	1	1	6.82	6.82	0.016	0.11	Used solvent density to calculate VOC and HAPS
3.5 HG Tint (720P)	3	1	7.24	21.72	0.041	0.89	Used solvent density to calculate VOC and HAPS
3.5 HG Tint (721P)	6	1	7.08	42.48	0	0.00	Used solvent density to calculate VOC
3.5 HG Tint (722P)	2	1	6.87	13.74	0.058	0.80	Used solvent density to calculate VOC and HAPS
3.5 HG Tint (723P)	13	1	7.05	91.65	0.022	2.02	Used solvent density to calculate VOC and HAPS
3.5 HG Tint (725P)	3	1	7.02	21.06	0.019	0.40	Used solvent density to calculate VOC and HAPS
3.5 HG Tint (726P)	4	1	7.04	28.16	0.033	0.93	Used solvent density to calculate VOC and HAPS
3.5 HG Tint (730P)	2	1	8.08	16.16	0	0.00	Used solvent density to calculate VOC
3.5 Binder (40B)	42	1	7.33	307.86	0.095	29.25	Used solvent density to calculate VOC and HAPS
3.5 Binder (41B)	24	1	7.23	173.52	0.072	12.49	Used solvent density to calculate VOC and HAPS
3.5 Binder (60B)	30	0.4244	8.65	110.13	0.027	7.01	
3.5 Binder (65B)	4	0.4244	8.65	14.68	0.057	1.97	
Accelerator (8989S)	13.25	1	8.12	107.59	0	0.00	Used solvent density to calculate VOC
3.5 HG Reducer (Y32035)	14	1	6.67	93.38	0.985	91.98	Used solvent density to calculate VOC and HAPS
3.5 HG Reducer (68083)	161	1	7.53	1212.33	0.997	1208.69	Used solvent density to calculate VOC and HAPS
Accelerated Reducer	29	0.9	8.2	214.02	0	0.00	
Back Lite White	82	0.65	9.1	485.03	0.127	94.77	
3.5 HG Mixed Color	564	0.82	8.6	3977.33	0.247	1198.05	
Plastic Intermix Binder	99	0.82	7.3	592.61	0.147	106.24	
Alcohol Reducer Medium	265	1	6.8	1802.00	0.127	228.85	
		Total (lb/yr)		14165.72		4641.44	
		Total (tons/yr)		7.08		2.32	

Department of Environmental Protection

Division of Air Resources Management

APPLICATION FOR AIR PERMIT - NON-TITLE V SOURCE

See Instructions for Form No. 62-210.900(3)

I. APPLICATION INFORMATION

Identification of Facility

1. Facility Owner/Company Name: Bell Signs, Inc.	
2. Site Name: Bell Signs, Inc.	
3. Facility Identification Number: [x] Unknown	
4. Facility Location: Street Address or Other Locator: 1200 Bell Avenue City: Panama City County: Bay Zip Code: 32401	
5. Relocatable Facility? [ ] Yes [x] No	6. Existing Permitted Facility? [ ] Yes [x] No

Application Contact

1. Name and Title of Application Contact: K. C. Sviglin
2. Application Contact Mailing Address: Organization/Firm: Street Address: 109 South Second Street City: Pensacola State: FL Zip Code: 32507
3. Application Contact Telephone Numbers: Telephone: (850) 456-4406 Fax: (850) 456-4403

Application Processing Information (DEP Use)

1. Date of Receipt of Application:	
2. Permit Number:	

Purpose of Application

Air Operation Permit Application

This Application for Air Permit is submitted to obtain: (Check one)

[ ] Initial non-Title V air operation permit for one or more existing, but previously unpermitted, emissions units.

[x] Initial non-Title V air operation permit for one or more newly constructed or modified emissions units.

Current construction permit number:_ 0050089-001-AC_____

[ ] Non-Title V air operation permit revision to address one or more newly constructed or modified emissions units.

Current construction permit number:_____

Operation permit number to be revised:_____

[ ] Initial non-Title V air operation permit under Rule 62-210.300(2)(b), F.A.C., for an existing facility seeking classification as a synthetic non-Title V source.

Current operation/construction permit number(s):

_____

[ ] Non-Title V air operation permit revision for a synthetic non-Title V source. Give reason for revision; e.g., to address one or more newly constructed or modified emissions units.

Operation permit number to be revised:_____

Reason for revision:_____

Air Construction Permit Application

This Application for Air Permit is submitted to obtain: (Check one)

[ ] Air construction permit to construct or modify one or more emissions units.

[ ] Air construction permit to make federally enforceable an assumed restriction on the potential emissions of one or more existing, permitted emissions units.

[x] Air construction permit for one or more existing, but unpermitted, emissions units.

Owner/Authorized Representative

1.	Name and Title of Owner/Authorized Representative: Frank R.G. Voelker, Plant Manager
2.	Owner/Authorized Representative Mailing Address: Organization/Firm: Bell Signs, Inc. Street Address: 1200 Bell Avenue City: Panama City State: FL Zip Code: 32401
3.	Owner/Authorized Representative Telephone Numbers: Telephone: (850) 763-7982 ext. 143 Fax: (850) 769-1290
4.	Owner/Authorized Representative Statement: *I, the undersigned, am the owner or authorized representative* of the facility addressed in this application. I hereby certify, based on information and belief formed after reasonable inquiry, that the statements made in this application are true, accurate and complete and that, to the best of my knowledge, any estimates of emissions reported in this application are based upon reasonable techniques for calculating emissions. The air pollutant emissions units and air pollution control equipment described in this application will be operated and maintained so as to comply with all applicable standards for control of air pollutant emissions found in the statutes of the State of Florida and rules of the Department of Environmental Protection and revisions thereof. I understand that a permit, if granted by the Department, cannot be transferred without authorization from the Department, and I will promptly notify the Department upon sale or legal transfer of any permitted emissions unit.* Frank Voelker 6/15/06 Signature Date

* Attach letter of authorization if not currently on file.

Professional Engineer Certification

1.	Professional Engineer Name: K. C. Sviglin Registration Number: 49223
2.	Professional Engineer Mailing Address: Organization/Firm: Street Address: 109 South Second Street City: Pensacola State: FL Zip Code: 32507
3.	Professional Engineer Telephone Numbers: Telephone: (850) 456-4406 Fax: (850) 456-4403

4. Professional Engineer Statement:

I, the undersigned, hereby certify, except as particularly noted herein, that:*

(1) To the best of my knowledge, there is reasonable assurance that the air pollutant emissions unit(s) and the air pollution control equipment described in this Application for Air Permit, when properly operated and maintained, will comply with all applicable standards for control of air pollutant emissions found in the Florida Statutes and rules of the Department of Environmental Protection; and

(2) To the best of my knowledge, any emission estimates reported or relied on in this application are true, accurate, and complete and are either based upon reasonable techniques available for calculating emissions or, for emission estimates of hazardous air pollutants not regulated for an emissions unit addressed in this application, based solely upon the materials, information and calculations submitted with this application.

If the purpose of this application is to obtain an air construction permit for one or more proposed new or modified emissions units (check here [ ], if so), I further certify that the engineering features of each such emissions unit described in this application have been designed or examined by me or individuals under my direct supervision and found to be in conformity with sound engineering principles applicable to the control of emissions of the air pollutants characterized in this application.

If the purpose of this application is to obtain an initial air operation permit or operation permit revision for one or more newly constructed or modified emissions units (check here [x], if so), I further certify that, with the exception of any changes detailed as part of this application, each such emissions unit has been constructed or modified in substantial accordance with the information given in the corresponding application for air construction permit and with all provisions contained in such permit.

Signature: _____ Date: 6/16/06

(seal)

* Attach any exception to certification statement.

Scope of Application

Emissions Unit ID	Description of Emissions Unit	Permit Type	Processing Fee
001	Sign painting operation	AO2B	1000.00

Application Processing Fee

Check one: [x] Attached - Amount: $_1,000.00_____ [ ] Not Applicable_

Construction/Modification Information N/A

1. Description of Proposed Project or Alterations:
2. Projected or Actual Date of Commencement of Construction:
3. Projected Date of Completion of Construction:

Application Comment

The purpose of this application is to obtain an operation permit for an existing facility.

II. FACILITY INFORMATION

A. GENERAL FACILITY INFORMATION

Facility Location and Type

1. Facility UTM Coordinates: Zone: East (km): North (km):			
2. Facility Latitude/Longitude: Latitude (DD/MM/SS): 30/09/47 Longitude (DD/MM/SS): 85/39/46			
3. Governmental Facility Code: 0	4. Facility Status Code: O	5. Facility Major Group SIC Code: 39	6. Facility SIC(s): 3993
7. Facility Comment (limit to 500 characters): See "Introduction"			

Facility Contact

1. Name and Title of Facility Contact: Frank R. G. Voelker, Plant Manager
2. Facility Contact Mailing Address: Organization/Firm: Bell Signs, Inc. Street Address: 1200 Bell Avenue City: Panama City State: FL Zip Code: 33401
3. Facility Contact Telephone Numbers: Telephone: (850) 763-7982 ext. 143 Fax: (850) 769-1290

Facility Regulatory Classifications

Check all that apply:

1. [ ] Small Business Stationary Source?	[x] Unknown
2. [ ] Synthetic Non-Title V Source?	
3. [ ] Synthetic Minor Source of Pollutants Other than HAPs?	
4. [x] Synthetic Minor Source of HAPs?	
5. [ ] One or More Emissions Units Subject to NSPS?	
6. [ ] One or More Emission Units Subject to NESHAP Recordkeeping or Reporting?	
7. Facility Regulatory Classifications Comment (limit to 200 characters): 62-4 F.A.C.	

Rule Applicability Analysis

B. FACILITY POLLUTANTS

List of Pollutants Emitted

1. Pollutant Emitted	2. Pollutant Classif.	3. Requested Emissions Cap		4. Basis for Emissions Cap	5. Pollutant Comment
		lb/hour	tons/year		

C. FACILITY SUPPLEMENTAL INFORMATION

Supplemental Requirements

1. Area Map Showing Facility Location: [x] Attached, Document ID:Doc. A__ [ ] Not Applicable [ ] Waiver Requested
2. Facility Plot Plan: [x] Attached, Document ID:_Doc B [ ] Not Applicable [ ] Waiver Requested
3. Process Flow Diagram(s): [ ] Attached, Document ID:_ [x] Not Applicable [ ] Waiver Requested
4. Precautions to Prevent Emissions of Unconfined Particulate Matter: [x] Attached, Document ID:Doc. C_ [ ] Not Applicable [ ] Waiver Requested
5. Supplemental Information for Construction Permit Application: [ ] Attached, Document ID: Doc. D__[x] Not Applicable
6. Supplemental Requirements Comment:

III. EMISSIONS UNIT INFORMATION

A separate Emissions Unit Information Section (including subsections A through G as required) must be completed for each emissions unit addressed in this Application for Air Permit. If submitting the application form in hard copy, indicate, in the space provided at the top of each page, the number of this Emissions Unit Information Section and the total number of Emissions Unit Information Sections submitted as part of this application.

A. GENERAL EMISSIONS UNIT INFORMATION

Emissions Unit Description and Status

1. Type of Emissions Unit Addressed in This Section: (Check one) [ ] This Emissions Unit Information Section addresses, as a single emissions unit, a single process or production unit, or activity, which produces one or more air pollutants and which has at least one definable emission point (stack or vent). [x] This Emissions Unit Information Section addresses, as a single emissions unit, a group of process or production units and activities which has at least one definable emission point (stack or vent) but may also produce fugitive emissions. [ ] This Emissions Unit Information Section addresses, as a single emissions unit, one or more process or production units and activities which produce fugitive emissions only.		
2. Description of Emissions Unit Addressed in This Section (limit to 60 characters): Sign painting operation (5 paint booths)		
3. Emissions Unit Identification Number: ID: 001		[ ] No ID [ ] ID Unknown
4. Emissions Unit Status Code: A	5. Initial Startup Date: N/A	6. Emissions Unit Major Group SIC Code: 39
7. Emissions Unit Comment: (Limit to 500 Characters) See "Introduction"		

Emissions Unit Control Equipment

1. Control Equipment/Method Description (limit to 200 characters per device or method): All five paint booths are equipped with fiberglass disposable filters as listed in Document "D".
2. Control Device or Method Code(s):099

Emissions Unit Details

1. Package Unit: See Document "D" Manufacturer:	Model Number:	
2. Generator Nameplate Rating: N/A	MW	
3. Incinerator Information: N/A Dwell Temperature: Dwell Time: Incinerator Afterburner Temperature:		°F seconds °F

Emissions Unit Operating Capacity and Schedule

1. Maximum Heat Input Rate:	1.65	mmBtu/hr
2. Maximum Incineration Rate: N/A	lb/hr	tons/day
3. Maximum Process or Throughput Rate: flexible		
4. Maximum Production Rate: N/A		
5. Requested Maximum Operating Schedule:		
	hours/day	days/week
	weeks/year	8,760 hours/year
6. Operating Capacity/Schedule Comment (limit to 200 characters): Maximum annual rate is not specified, bit is must be limited so that maximum allowable VOC and HAP emissions do not exceed 25 tons for VOC and total HAPS and 10 tons for any individual HAP in twelve month rolling totals.		

B. EMISSION POINT (STACK/VENT) INFORMATION

Emission Point Description and Type

1. Identification of Point on Plot Plan or Flow Diagram? Vents 1-5	2. Emission Point Type Code: 3	
3. Descriptions of Emission Points Comprising this Emissions Unit for VE Tracking (limit to 100 characters per point): Vents 1-5		
4. ID Numbers or Descriptions of Emission Units with this Emission Point in Common: N/A		
5. Discharge Type Code: V	6. Stack Height: varies feet	7. Exit Diameter: varies feet
8. Exit Temperature: ambient °F	9. Actual Volumetric Flow Rate: varies acfm	10. Water Vapor: ambient %
11. Maximum Dry Standard Flow Rate: dscfm	12. Nonstack Emission Point Height: feet	
13. Emission Point UTM Coordinates: Zone: East (km): North (km):		
14. Emission Point Comment (limit to 200 characters): See Document "D"		

C. SEGMENT (PROCESS/FUEL) INFORMATION

Segment Description and Rate: Segment _1____ of __1___

1. Segment Description (Process/Fuel Type) (limit to 500 characters): Petroleum solvent evaporation; surface coating operations, surface coating application general, paint solvent base		
2. Source Classification Code (SCC): 40200101	3. SCC Units: tons coating mix applied	
4. Maximum Hourly Rate:	5. Maximum Annual Rate:	6. Estimated Annual Activity Factor:
7. Maximum % Sulfur: N/A	8. Maximum % Ash: N/A	9. Million Btu per SCC Unit: N/A
10. Segment Comment (limit to 200 characters): Maximum annual rate is not specified but it must be limited so that max. allowable VOC and HAP emissions do not exceed 25 tons for VOC's and total HAPS and 10 tons for individual HAP in twelve month rolling totals.		

Segment Description and Rate: Segment _____ of _____ N/A

1. Segment Description (Process/Fuel Type) (limit to 500 characters):		
2. Source Classification Code (SCC):	3. SCC Units:	
4. Maximum Hourly Rate:	5. Maximum Annual Rate:	6. Estimated Annual Activity Factor:
7. Maximum % Sulfur:	8. Maximum % Ash:	9. Million Btu per SCC Unit:
10. Segment Comment (limit to 200 characters):		

Emissions Unit Informati... Section ___1___ of ___1___

Pollutant Detail Information Page ___1___ of ___2___

D. EMISSIONS UNIT POLLUTANT DETAIL INFORMATION

Potential Emissions

1. Pollutant Emitted: VOC	2. Pollutant Regulatory Code: NS	
3. Primary Control Device Code: -0-	4. Secondary Control Device Code: -0-	5. Total Percent Efficiency of Control: -0-
6. Potential Emissions: lb/hour 7.08 tons/year		7. Synthetically Limited? [N]
8. Emission Factor: N/A Reference:		9. Emissions Method Code: 2
10. Calculation of Emissions (limit to 600 characters): See "Emissions Calculations"		
11. Pollutant Potential Emissions Comment (limit to 200 characters):		

Allowable Emissions Allowable Emissions __1____ of ___1___

1. Basis for Allowable Emissions Code: ESCTIII	2. Future Effective Date of Allowable Emissions:
3. Requested Allowable Emissions and Units: 25 tons/twelve month rolling total	4. Equivalent Allowable Emissions: lb/hour tons/year
5. Method of Compliance (limit to 60 characters): Limited material usage in painting and preparation process(es)	
6. Allowable Emissions Comment (Desc. of Operating Method) (limit to 200 characters): ECP describes method of calculating material usage and related VOC emissions.	

Emissions Unit Informatic ;ection ___1___ of ___1___

Pollutant Detail Information Page __2___ of ___2___

D. EMISSIONS UNIT POLLUTANT DETAIL INFORMATION

Potential Emissions

1. Pollutant Emitted: HAPS	2. Pollutant Regulatory Code: EL	
3. Primary Control Device Code: -0-	4. Secondary Control Device Code: -0-	5. Total Percent Efficiency of Control: -0-
6. Potential Emissions: lb/hour 2.32 tons/year		7. Synthetically Limited? [Y]
8. Emission Factor: N/A Reference:		9. Emissions Method Code: 2
10. Calculation of Emissions (limit to 600 characters): See "Emissions Calculations"		
11. Pollutant Potential Emissions Comment (limit to 200 characters):		

Allowable Emissions Allowable Emissions ____1__ of ___1___

1. Basis for Allowable Emissions Code: ESCTIII	2. Future Effective Date of Allowable Emissions:
3. Requested Allowable Emissions and Units: 25 / 10 tons/12 month rolling totals	4. Equivalent Allowable Emissions: lb/hour tons/year
5. Method of Compliance (limit to 60 characters): By limiting usage of materials Limit material usage in painting and preparation process(es).	
6. Allowable Emissions Comment (Desc. of Operating Method) (limit to 200 characters): ECP describes method of calculating material usage and related HAP emissions.	

E. VISIBLE EMISSIONS INFORMATION
(Only Emissions Units Subject to a VE Limitation)

Visible Emissions Limitation: Visible Emissions Limitation ___1___ of __1____

1. Visible Emissions Subtype: VE05	2. Basis for Allowable Opacity: [x] Rule [ ] Other
3. Requested Allowable Opacity: Normal Conditions: 5% Exceptional Conditions: 5 % Maximum Period of Excess Opacity Allowed: -0- min/hour	
4. Method of Compliance: Initial ½ hr visible emissions test on each paint booth exhaust to be submitted with operation application.	
5. Visible Emissions Comment (limit to 200 characters):	

F. CONTINUOUS MONITOR INFORMATION N/A
(Only Emissions Units Subject to Continuous Monitoring)

Continuous Monitoring System: Continuous Monitor _____ of _____

1. Parameter Code:	2. Pollutant(s):
3. CMS Requirement:	[ ] Rule [ ] Other
4. Monitor Information: Manufacturer: Model Number: Serial Number:	
5. Installation Date:	6. Performance Specification Test Date:
7. Continuous Monitor Comment (limit to 200 characters):	

G. EMISSIONS UNIT SUPPLEMENTAL INFORMATION

Supplemental Requirements

1. Process Flow Diagram [ ] Attached, Document ID: [x] Not Applicable [ ] Waiver Requested
2. Fuel Analysis or Specification [ ] Attached, Document ID:_____ [x] Not Applicable [ ] Waiver Requested
3. Detailed Description of Control Equipment [ ] Attached, Document ID:_Doc.D_ [x] Not Applicable [ ] Waiver Requested
4. Description of Stack Sampling Facilities [ ] Attached, Document ID:_____ [x] Not Applicable [ ] Waiver Requested
5. Compliance Test Report [x] Attached, Document ID:__Doc. E_____ [ ] Previously submitted, Date:_____ [ ] Not Applicable
6. Procedures for Startup and Shutdown [x] Attached, Document ID: ECP__ [ ] Not Applicable [ ] Waiver Requested
7. Operation and Maintenance Plan [ ] Attached, Document ID:_See ECP [ ] Not Applicable [ ] Waiver Requested
8. Supplemental Information for Construction Permit Application [ ] Attached, Document ID:__ [x] Not Applicable
9. Other Information Required by Rule or Statute [ ] Attached, Document ID:_____ [x] Not Applicable
10. Supplemental Requirements Comment:

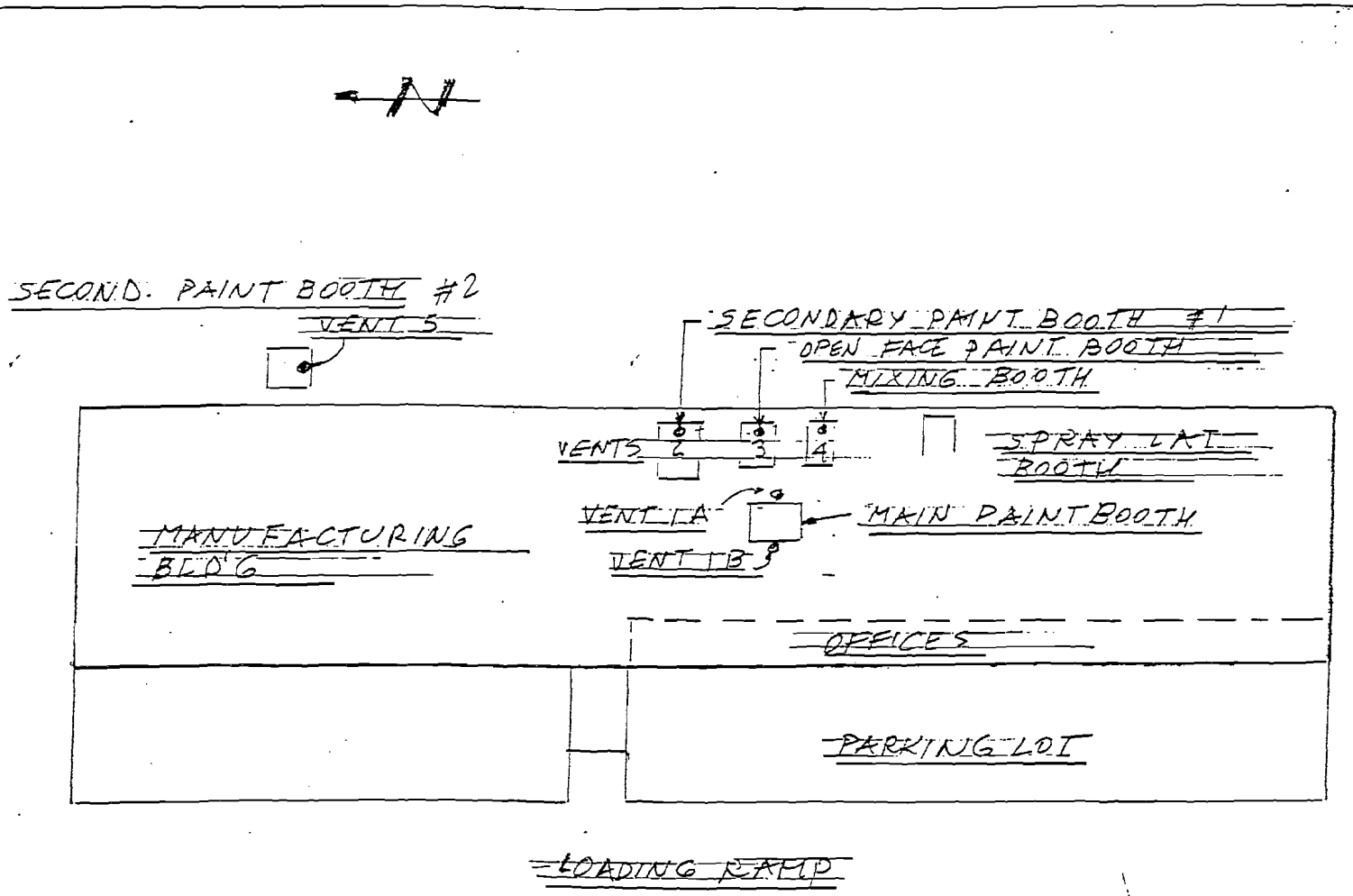

PLOT PLAN

BELL SIGN INC.
PANAMA CITY FL

PENSACOLA P.O.C., INC.
109 South Second Street
Pensacola, FL 32507

Date	4/20/06
Scale	NONE

Sketch 1 of 1

Precautions to Prevent Emissions of Unconfined Emissions

The nature of Bell Signs, Inc. activities are processes that do not produce significant amounts of uncontrolled particulate matter. Manufacturing and/or painting is done inside industrial building. Some metalwork such as cutting, grinding and/or welding results in minimal amount of metal shavings which fall to the floor of the building, swept into piles and disposed of.

Outdoor surfaces are paved and/or concreted so that vehicular traffic is not a problem.

Bell Signs, Inc.
Paint Booth Info
850-456-4402
Attn: Chris Swiglin

Main Paint Booth
Martech Model 50 Series Paint Booth
14'H x 26'L x 14'W
(2) 24" diameter capped stacks overall height is 36'
(1) 24" diameter heat inlet capped stack
The BTU input for the heating unit is max of 1650.000, min 121.500.
The fuel for the heating unit is natural gas at 1000 BTU/cu ft.
Heating unit is 15.000 SCFM against .50 in water column
(2) Dayton 24" Belt Driven Tubeaxial Fans
(20) 2" x 20 ½" x 20 ½" Frontline Green Fiberglass filters
Reading on Dwyer Mark II Nonometer is .90 when new filters are added. Allowed to go to 1.6 before filters have to be changed again. Normally filters are changed weekly.

Open Booth (FACE PAINT BOOTH)
Martech Paint Booth
10'H x 14'L x 15'W
(1) 36" diameter capped stack overall height is 25'
(1) Dayton 36" Belt Driven Tubearial Fan
(40) 2" x 20 ½" x 20 ½" Frontline Green Fiberglass filters
Reading on Dwyer Mark II Nonometer is .90 when new filters are added. Allowed to go to 1.6 before filters have to be changed again. Normally filters are changed weekly.

Small Closed Interior Booth (SECONDARY PAINT BOOTH #1)
Martech Paint Booth
10'H x 25'L x 12'W
(1) 34" diameter capped stack overall height is 24'
(1) Dayton 34" Belt Driven Tubearial Fan
(20) 1" x 20" x 20" Air Cobra Self-Sealing, Internal Wire Frame Ring Panel filters for the doors
(20) 2' x 20 ½" x 20 ½" Frontline Green Fiberglass filters
Reading on Dwyer Mark II Nonometer is .90 when new filters are added. Allowed to go to 1.6 before filters have to be changed again. Normally filters are changed weekly.

Small Exterior Booth (SECONDARY PAINT BOOTH #2)
Martech Paint Booth
10'H x 25'L x 12'W
(1) 30" diameter capped stack overall height is 17'
(1) Dayton 30" Belt Driven Tubearial Fan
(40) 2" x 20 ½" x 20 ½" Frontline Green Fiberglass filters
Reading on Dwyer Mark II Nonometer is .90 when new filters are added. Allowed to go to 1.6 before filters have to be changed again. Normally filters are changed weekly.

Mixing Booth
Martech Mixing Booth
8'H x 12'L x 8'W
(2) 2" x 20 ½" x 20 ½" Frontline Green Fiberglass filters
(1) 12" diameter capped stack overall height is 25'
(1) Dayton 12" Belt Driven Tubearial Fan

EPA

VISIBLE EMISSION OBSERVATION FORM 1

Form Number	Page	Of
BS - 1	1	1

Continued on VEO Form Number

Method Used (Circle One): Method 9 | 203A | 203B | Other:

Company Name: Bell Signs, Inc.

Facility Name:

Street Address: 1200 Bell Avenue

City: Panama City | State: FL | Zip: 32401

Process: Paint booth | Unit #: #1 | Operating Mode: as Needed

Control Equipment: Disposable Filters | Operating Mode: Continuous

Describe Emission Point: 2 round vertical stacks w/ dampers

Height of Emiss. Pt.: Start ~36' End ✓ | Height of Emiss. Pt. Rel. to Observer: Start ~36' End ✓

Distance to Emiss. Pt.: Start 46 & 52 yds End ✓ | Direction to Emiss. Pt. (Degrees): Start 286° N to nearest exh End ✓

Vertical Angle to Obs. Pt.: Start 10° End ✓ | Direction to Obs. Pt. (Degrees): Start 286° N End ✓

Distance and Direction to Observation Point from Emission Point: Start N/A End ✓

Describe Emissions: Start None End ✓

Emission Color: Start N/A End ✓ | Water Droplet Plume: Attached ☐ Detached ☐ None ☒

Describe Plume Background: Start Sky End ✓

Background Color: Start White / blue End ✓ | Sky Conditions: Start Scattered End ✓

Wind Speed: Start Var 5-15 End ✓ | Wind Direction: Start S End ✓

Ambient Temp.: Start 88°F End | Wet Bulb Temp.: 83°F | RH Percent: ~88%

Source Layout Sketch

Draw North Arrow: ☐ TN ☒ MN

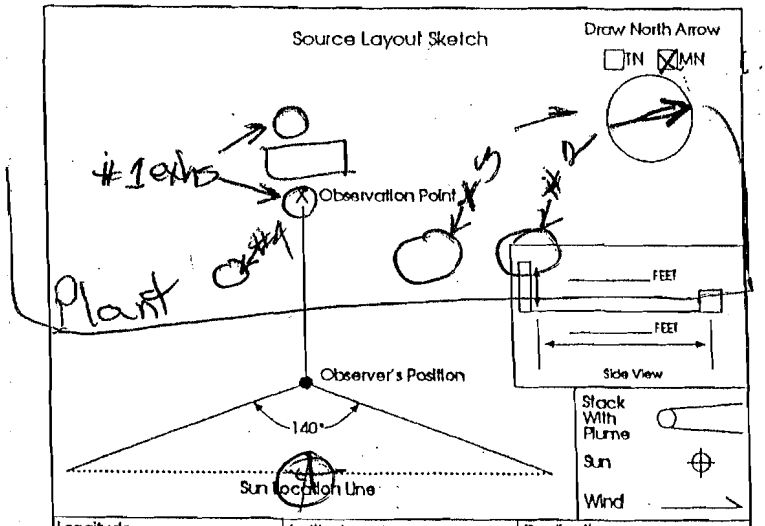

Longitude	Latitude	Declination
85/39/46	30/09/47	Unknown

Additional Information: 0050089 ✓ = same.

both exhs. visible

Observation Date	Time Zone	Start Time	End Time
6/15/06	Central	10:52 Am	11:51:45 Am

Min \ Sec	0	15	30	45	Comments
1	0	0	0	0	
2	0	0	0	0	
3	0	0	0	0	
4	0	0	0	0	
5	0	0	0	0	
6	0	0	0	0	
7	0	0	0	0	
8	0	0	0	0	
9	0	0	0	0	
10	0	0	0	1	stopped 11:01:40
11	0	0	0	0	restarted 11:30:35
12	0	0	0	0	
13	0	0	0	0	
14	0	0	0	0	
15	0	0	0	0	
16	0	0	0	0	
17	0	0	0	0	
18	0	0	0	0	
19	0	0	0	0	
20	0	0	0	0	
21	0	0	0	0	
22	0	0	0	0	
23	0	0	0	0	
24	0	0	0	0	
25	0	0	0	0	
26	0	0	0	0	
27	0	0	0	0	
28	0	0	0	0	
29	0	0	0	0	
30	0	0	0	0	

Observer's Name (Print): Barbara Sylvlin

Observer's Signature: Barbara Sylvlin | Date: 6/15/06

Organization: Pensacola P.O.C. Inc.

Certified By: ETA | Date: 5/17/06

VEOF1.1 #1 = Main paint booth (p.b.)
#2 = Secondary p.b #1
#3 = face p.b
#4 = mixing p.b
#5 = secondary pb #2

EPA

VISIBLE EMISSION OBSERVATION FORM 1

Form Number	Page	Of
BS - 2	1	1

Continued on VEO Form Number

Method Used (Circle One): Method 9 | 203A | 203B | Other:

Company Name: Bell Signs, Inc.

Facility Name:

Street Address: 1200 Bell Avenue

City: Panama City | State: FL | Zip: 32401

Process: Paint booth | Unit #: 2 | Operating Mode: as needed

Control Equipment: Disposable filters | Operating Mode: Continuing

Describe Emission Point: Northern most of 3, vertical gray

Height of Emiss. Pt.: Start ~24' End ✓ | Height of Emiss. Pt. Rel. to Observer: Start ~24' End ✓

Distance to Emiss. Pt.: Start ~40 yds End ✓ | Direction to Emiss. Pt. (Degrees): Start 324° N End ✓

Vertical Angle to Obs. Pt.: Start 10° End ✓ | Direction to Obs. Pt. (Degrees): Start 324° N End ✓

Distance and Direction to Observation Point from Emission Point: Start N/A End ✓

Describe Emissions: Start None End ✓

Emission Color: Start N/A End ✓ | Water Droplet Plume: Attached ☐ Detached ☐ None ☒

Describe Plume Background: Start SKY End ✓

Background Color: Start blue/white End ✓ | Sky Conditions: Start Scattered End ✓

Wind Speed: Start var 5-15 End | Wind Direction: Start S End ✓

Ambient Temp.: Start 86°F End | Wet Bulb Temp.: 80°F | RH Percent: ~76%

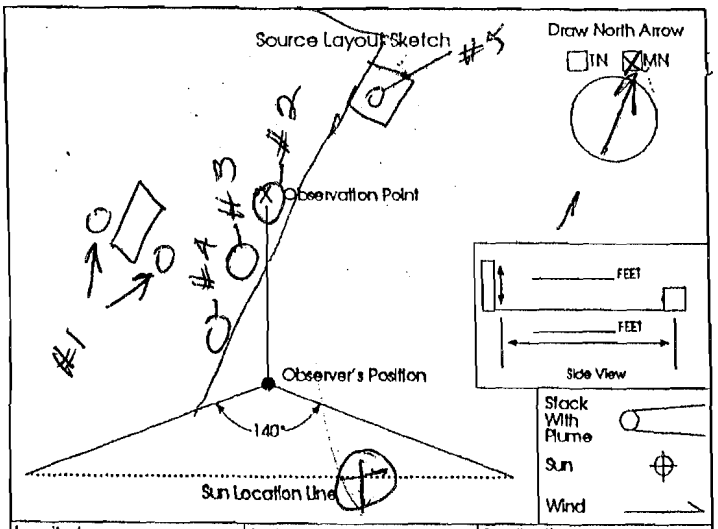

Longitude	Latitude	Declination
85/39/46	30/09/47	unknown

Additional Information: 0050089 V=same

Observation Date	Time Zone	Start Time	End Time
6/15/06	Central	12:04 pm	12:36:45

Min \ Sec	0	15	30	45	Comments
1	0	0	0	0	
2	0	0	0	0	
3	0	0	0	0	
4	0	0	0	0	
5	0	0	0	0	
6	0	0	0	0	
7	0	0	0	0	
8	0	0	0	0	
9	0	0	0	0	
10	0	0	0	0	
11	0	0	0	0	
12	0	0	0	0	
13	0	0	0	0	12:16:10 Down 12:19:29 up
14	0	0	0	0	
15	0	0	0	0	
16	0	0	0	0	
17	0	0	0	0	
18	0	0	0	0	
19	0	0	0	0	
20	0	0	0	0	
21	0	0	0	0	
22	0	0	0	0	
23	0	0	0	0	
24	0	0	0	0	
25	0	0	0	0	
26	0	0	0	0	
27	0	0	0	0	
28	0	0	0	0	
29	0	0	0	0	
30	0	0	0	0	

Observer's Name (Print): Barbara Sviglin

Observer's Signature: Barbara Sviglin | Date: 6/15/06

Organization: Pensacola P.O.C. Inc.

Certified By: ETA | Date: 5/17/06

EPA

VISIBLE EMISSION OBSERVATION FORM 1

Form Number	Page	Of
BS-13	1	1

Continued on VEO Form Number

Method Used (Circle One): Method 9 | 203A | 203B | Other: _____

Company Name: Bell Signs, Inc.

Facility Name:

Street Address: 1200 Bell Avenue

City: Panama City | State: FL | Zip: 32401

Process: Paintbooth | Unit #: 3 | Operating Mode: as needed

Control Equipment: Disposable filters | Operating Mode: continuous

Describe Emission Point: vertical, gray round stack w/ damper

Height of Emiss. Pt.: Start ~25' End ✓ | Height of Emiss. Pt. Rel. to Observer: Start ~25' End ✓

Distance to Emiss. Pt.: Start 360 yds End ✓ | Direction to Emiss. Pt. (Degrees): Start 291° N End ✓

Vertical Angle to Obs. Pt.: Start 10° End ✓ | Direction to Obs. Pt. (Degrees): Start 291° N End ✓

Distance and Direction to Observation Point from Emission Point: Start N/A End ✓

Describe Emissions: Start none End ✓

Emission Color: Start N/A End ✓ | Water Droplet Plume: Attached ☐ Detached ☐ None ☑

Describe Plume Background: Start sky End ✓

Background Color: Start blue/white End ✓ | Sky Conditions: Start scattered End ✓

Wind Speed: Start bar-5 15 End | Wind Direction: Start S End ✓

Ambient Temp.: Start 87°F End | Wet Bulb Temp.: 88°F | RH Percent: ~88%

Source Layout Sketch

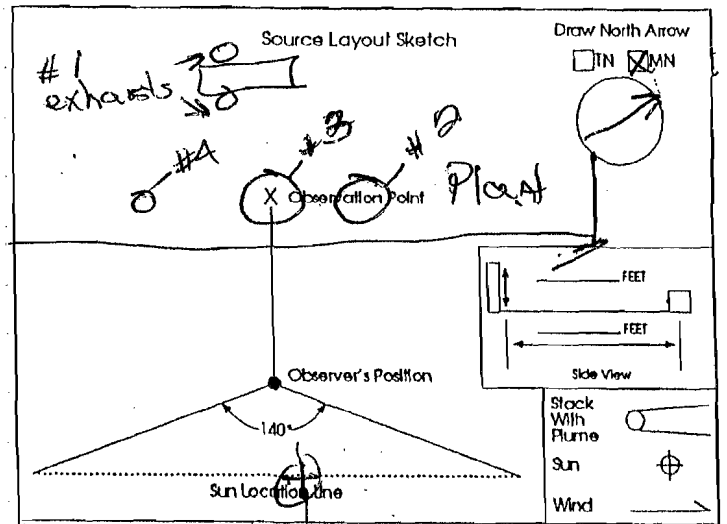

Longitude: 85/39/46 | Latitude: 30/09/47 | Declination: unknown

Additional Information: 0050089 ✓=same

Observation Date	Time Zone	Start Time	End Time
6/15/06	Central	10:52 Am	11:30:45 Am

Min \ Sec	0	15	30	45	Comments
1	0	0	0	0	
2	0	0	0	0	
3	0	0	0	0	
4	0	0	0	0	
5	0	0	0	0	
6	0	0	0	0	
7	0	0	0	0	
8	0	0	0	0	
9	0	0	0	0	
10	0	0	0	0	
11	0	0	0	0	
12	0	0	0	0	
13	0	0	0	0	
14	0	0	0	0	
15	0	0	0	0	
16	0	0	0	0	
17	0	0	0	0	
18	0	0	0	0	
19	0	0	0	0	
20	0	0	0	0	
21	0	0	0	0	
22	0	0	0	0	11:13:05 stopped restarted 11:20:26
23	0	0	0	0	
24	0	0	0	0	
25	0	0	0	0	
26	0	0	0	0	
27	0	0	0	0	
28	0	0	0	0	
29	0	0	0	0	
30	0	0	0	0	

Observer's Name (Print): Barbara Sylvlin

Observer's Signature: Barbara Sylvlin | Date: 6/15/06

Organization: Pensacola P.O.C. Inc.

Certified by: ETA | Date: 5/17/06

VEOF1.1

EPA

VISIBLE EMISSION OBSERVATION FORM 1

Form Number	Page	Of
BS - 4	1	1

Continued on VEO Form Number:

Method Used (Circle One): (Method 9) 203A 203B Other: _____

Company Name: Bell Signs, Inc.

Facility Name:

Street Address: 1200 Bell Avenue

City: Panama City | State: FL | Zip: 32401

Process: Paint mixing booth 4 | Unit #: | Operating Mode: continuous

Control Equipment: Disposable filters | Operating Mode: cont

Describe Emission Point: gray vertical, southernmost thinnest stack w/cap

Height of Emiss. Pt.: Start ~25' End ✓ | Height of Emiss. Pt. Rel. to Observer: Start ~25' End ✓

Distance to Emiss. Pt.: Start ~30 yds End ✓ | Direction to Emiss. Pt. (Degrees): Start ~283° N End ✓

Vertical Angle to Obs. Pt.: Start 12° End | Direction to Obs. Pt. (Degrees): Start ~253° N End ✓

Distance and Direction to Observation Point from Emission Point: Start N/A End ✓

Describe Emissions: Start none End ✓

Emission Color: Start N/A End ✓ | Water Droplet Plume: Attached ☐ Detached ☐ None ☑

Describe Plume Background: Start sky End ✓

Background Color: Start blue/white End ✓ | Sky Conditions: Start scattered End ✓

Wind Speed: Start 5-15 End | Wind Direction: Start S End ✓

Ambient Temp.: Start 87° F End | Wet Bulb Temp.: 73° F | RH Percent: ~88%

Source Layout Sketch

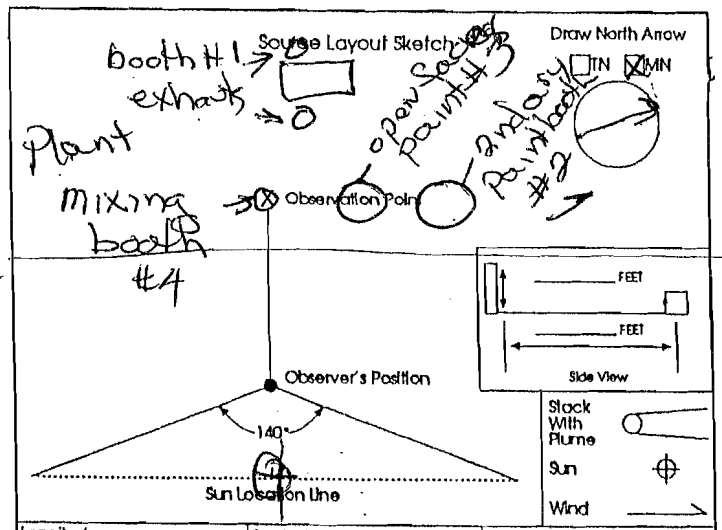

Longitude: 85/39/46 | Latitude: 30/09/47 | Declination: unknown

Additional Information: 0050089 ✓ = Same

Observation Date	Time Zone	Start Time	End Time
6/15/06	Central	10:52 Am	11:21:45 Am

Min \ Sec	0	15	30	45	Comments
1	0	0	0	0	
2	0	0	0	0	
3	0	0	0	0	
4	0	0	0	0	
5	0	0	0	0	
6	0	0	0	0	
7	0	0	0	0	
8	0	0	0	0	
9	0	0	0	0	
10	0	0	0	0	
11	0	0	0	0	
12	0	0	0	0	
13	0	0	0	0	
14	0	0	0	0	
15	0	0	0	0	
16	0	0	0	0	
17	0	0	0	0	
18	0	0	0	0	
19	0	0	0	0	
20	0	0	0	0	
21	0	0	0	0	
22	0	0	0	0	
23	0	0	0	0	
24	0	0	0	0	
25	0	0	0	0	
26	0	0	0	0	
27	0	0	0	0	
28	0	0	0	0	
29	0	0	0	0	
30	0	0	0	0	

Observer's Name (Print): Barbara Sviglin

Observer's Signature: Barbara Sviglin | Date: 6/15/06

Organization: Pensacola P.O.C. Inc.

Certified By: ETA | Date: 5/17/06

EPA

VISIBLE EMISSION OBSERVATION FORM 1

Form Number	Page	Of
B5 - 5	1	1

Continued on VEO Form Number

Method Used (Circle One): Method 9 | 203A | 203B | Other:

Company Name: Bell Signs, Inc.

Facility Name:

Street Address: 1200 Bell Avenue

City: Panama City | State: FL | Zip: 32401

Process: paint booth | Unit #: 5 | Operating Mode: as needed

Control Equipment: Disposable filters | Operating Mode: continuous

Describe Emission Point: blue, vertical stack w/cap on NE side of bldg.

Height of Emiss. Pt. — Start ~17' End ✓ | Height of Emiss. Pt. Rel. to Observer — Start ~17' End ✓

Distance to Emiss. Pt. — Start ~150 yds End ✓ | Direction to Emiss. Pt. (Degrees) — Start 352° N End ✓

Vertical Angle to Obs. Pt. — Start 1° End ✓ | Direction to Obs. Pt. (Degrees) — Start 352° N End ✓

Distance and Direction to Observation Point from Emission Point — Start N/A End ✓

Describe Emissions — Start none End ✓

Emission Color — Start N/A End ✓ | Water Droplet Plume — Attached ☐ Detached ☐ None ☑

Describe Plume Background — Start trees/side of bldg End ✓

Background Color — Start Green/whitish End ✓ | Sky Conditions — Start Scattered End ✓

Wind Speed — Start Var End ✓ | Wind Direction — Start S End ✓

Ambient Temp. — Start 86°F End | Wet Bulb Temp. 80 | RH Percent ~76%

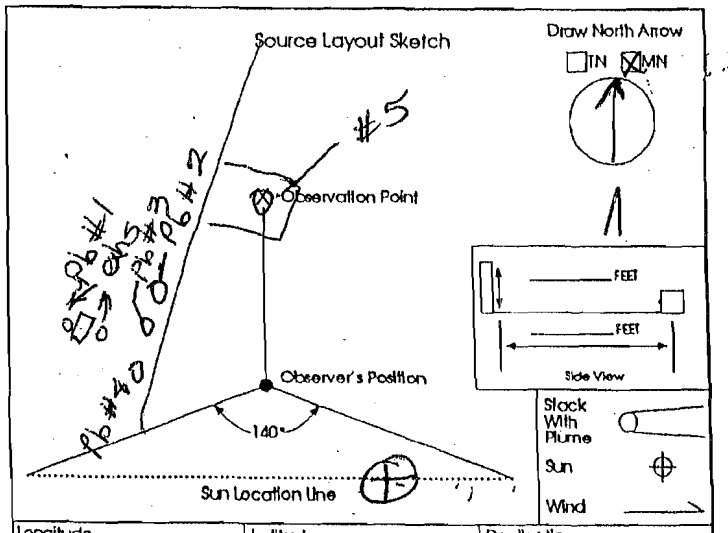

Longitude	Latitude	Declination
85/39/46	30/09/47	unknown

Additional Information: 0050089

Observation Date	Time Zone	Start Time	End Time
6/15/06	Central	11:55am	12:24:45

Min \ Sec	0	15	30	45	Comments
1	0	0	0	0	
2	0	0	0	0	
3	0	0	0	0	
4	0	0	0	0	
5	0	0	0	0	
6	0	0	0	0	
7	0	0	0	0	
8	0	0	0	0	
9	0	0	0	0	
10	0	0	0	0	
11	0	0	0	0	
12	0	0	0	0	
13	0	0	0	0	
14	0	0	0	0	
15	0	0	0	0	
16	0	0	0	0	
17	0	0	0	0	
18	0	0	0	0	
19	0	0	0	0	
20	0	0	0	0	
21	0	0	0	0	
22	0	0	0	0	
23	0	0	0	0	
24	0	0	0	0	
25	0	0	0	0	
26	0	0	0	0	
27	0	0	0	0	
28	0	0	0	0	
29	0	0	0	0	
30	0	0	0	0	

Observer's Name (Print): Barbara Sviglin

Observer's Signature: Barbara Sviglin | Date: 6/15/06

Organization: Pensacola P.O.C. Inc.

Certified By: ETA | Date: 5/17/06

VEOF1.1

3-4 @ 5 1/2 hr